

Testing Tachyon-Dominated Cosmology with Type Ia Supernovae

Samuel H. Kramer

University of Wisconsin–Madison

Department of Physics

1150 University Avenue

Madison, Wisconsin 53706–1390 USA

`shkramer@wisc.edu`

Ian H. Redmount

Saint Louis University

Department of Physics

3511 Laclede Avenue

Saint Louis, Missouri 63103–2010 USA

`ian.redmount@slu.edu`

Received _____; accepted _____

ABSTRACT

An open or hyperbolic Friedmann-Robertson-Walker spacetime dominated by tachyonic dark matter can exhibit an “inflected” expansion—initially decelerating, later accelerating—similar but not identical to that of now-standard Λ CDM models dominated by dark energy. The features of the tachyonic model can be extracted by fitting the redshift-distance relation of the model to data obtained by treating Type Ia supernovae as standard candles. Here such a model is fitted to samples of 186 and 1048 Type Ia supernovae from the literature. The fits yield values of $H_0 = (66.6 \pm 1.5)$ km/s/Mpc and $H_0 = (69.6 \pm 0.4)$ km/s/Mpc, respectively, for the current-time Hubble parameter, and $t_0 = (8.35 \pm 0.68)$ Gyr and $t_0 = (8.15 \pm 0.36)$ Gyr, respectively, for the comoving-time age of the Universe. Tests of the model against other observations will be undertaken in subsequent works.

Subject headings: cosmology, dark matter, tachyons, distance-redshift relation, supernovae

1. Introduction

Adhering strictly to Einsteinian mechanics, it is possible to construct a consistent mechanics for tachyons—faster-than-light particles—and kinetic theory for a tachyon gas. (Starke & Redmount 2022) The resulting equation of state implies that a Friedmann-Robertson-Walker spacetime with mass/energy content dominated by such a gas can exhibit a variety of evolutionary behaviors. In particular, for a suitable choice of parameters, an open or hyperbolic tachyon-dominated model undergoes “inflected” expansion—decelerating from an initial singularity to a minimum expansion rate, subsequently accelerating—such as is suggested by a variety of recent observational evidence.

The utility of such a model is of course to be determined by comparing its predictions with observational data. One observational pillar of modern cosmology is the distance/redshift data for Type Ia supernovae. These objects can serve as “standard candles”: Their luminosities (absolute magnitudes) can be determined from their light curves; hence, their luminosity distances can be determined from their apparent magnitudes. The distance-redshift relation for the open tachyon-dominated model can be expressed analytically in closed form. Fitting this relation to suitable sets of data via χ^2 -minimization determines the best-fit parameters of the model and all its features.

In this work samples of 186 and 1048 redshift/distance data points are curated from the literature. The model parameters and their uncertainties are determined via a Monte Carlo calculation: Multiple iterations of a Levenberg-Marquardt χ^2 minimization are carried out, with normally distributed variations introduced into the data. The predictions of the model and the goodness-of-fit to the data are thus evaluated.

The open tachyon-dominated cosmological model is detailed in Sec. 2. The data sets and their sources are described in Sec. 3. The fitting of the model to the data and the results obtained are shown numerically and graphically in Sec. 4. Conclusions and directions for

future work are described in Sec. 5.

2. Open Tachyon-Dominated Cosmology

The open tachyon-dominated cosmological model of interest here is described by line element

$$ds^2 = -c^2 dt^2 + a^2(t) [d\chi^2 + \sinh^2 \chi (d\theta^2 + \sin^2 \theta d\phi^2)] , \quad (1a)$$

with comoving time coordinate $t \in [0, +\infty)$, angular coordinates $\chi \in [0, +\infty)$, $\theta \in [0, \pi]$, and $\phi \in [0, 2\pi)$, and scale factor or curvature radius $a(t)$ given parametrically by

$$a(\eta) = \frac{A}{c} \sinh \eta - \frac{B}{c^2} (\cosh \eta - 1) \quad (1b)$$

and

$$t(\eta) = \frac{A}{c^2} (\cosh \eta - 1) - \frac{B}{c^3} (\sinh \eta - \eta) , \quad (1c)$$

in terms of *conformal time* parameter $\eta \in [0, +\infty)$. This spacetime geometry is driven, per the Einstein Field Equations, by energy density

$$\rho(a) = \frac{3c^2}{8\pi G} \left(\frac{A^2}{a^4} - \frac{2B}{a^3} \right) \quad (2a)$$

$$= \frac{(\rho_0 + \mathcal{M}_0 c^2) a_0^4}{a^4} - \frac{\mathcal{M}_0 c^2 a_0^3}{a^3} , \quad (2b)$$

with G the Newton constant, and ρ_0 the energy density and \mathcal{M}_0 an invariant-mass density at fiducial time t_0 (e.g., the present time), at which the scale factor takes value a_0 . This density follows from the equation of state appropriate to a thermal ensemble of free, noninteracting (i.e., dark-matter) tachyons (Starke & Redmount 2022; Martin & Redmount 2023). Of course a realistic cosmological model must include bradyonic (slower-than-light) matter and radiation (i.e., photonic) constituents. The former would engender a density contribution for which the second term on the right-hand sides of Eqs. (2a) and (2b)—the term proportional to $1/a^3$ —is positive; for the latter that term is zero. As long as the combined densities yield a net negative $1/a^3$ term, the model is tachyon-dominated (Starke & Redmount 2022) and evolves as detailed here.

For parameter values for which $A > B/c$ holds, this model undergoes “inflected” expansion similar, but not identical, to that of current dark-energy-dominated or Λ CDM spacetimes, although this model features no dark energy. Scale factor $a(t)$ or $a(\eta)$ expands from an initial singularity ($a = 0$) at a decreasing rate, reaching a minimum expansion rate at $a = A^2/B$, thence¹ expanding at an accelerating rate which asymptotically approaches $da/dt \rightarrow c$ (Starke & Redmount 2022). The *deceleration parameter* for this model is given by

$$\begin{aligned} q &\equiv - \left(\frac{1}{a} \frac{da}{dt} \right)^{-2} \frac{1}{a} \frac{d^2a}{dt^2} \\ &= 1 - \frac{a}{(da/d\eta)^2} \frac{d^2a}{d\eta^2} \\ q &= \frac{A^2c^2 - ABc \sinh \eta + B^2(\cosh \eta - 1)}{(Ac \cosh \eta - B \sinh \eta)^2} \end{aligned} \quad (3)$$

This takes value $q = 1$ at $\eta = 0$, remaining positive (indicating deceleration) until the model passes through its minimum expansion rate. It takes negative values (for acceleration) thereafter, approaching zero for $\eta \rightarrow +\infty$ as the expansion rate approaches its constant asymptotic value (Martin & Redmount 2023). This behavior distinguishes the open tachyon-dominated model from Λ CDM models, for which the expansion rate asymptotically accelerates exponentially in comoving time.

The distance-redshift relation for this model follows from spacetime metric (1a)–(1c). The metric distance ℓ of a source at radial (angular) coordinate χ , from which a light signal is received at the origin at current conformal time η_0 , is given by (Martin & Redmount

¹This transition is sometimes called the “cosmic jerk,” although that term should properly refer to the full time dependence of the expansion acceleration, i.e., the third time derivative d^3a/dt^3 of the scale factor.

2023)

$$\begin{aligned}\ell(z) &= a_0\chi \\ &= a_0 \left[\eta_0 - \alpha - \sinh^{-1} \left(\frac{a_0 \cosh \alpha}{(A/c)(1+z)} - \sinh \alpha \right) \right],\end{aligned}\tag{4}$$

in terms of redshift z defined by $1+z \equiv a_0/a(\eta_0 - \chi)$, with parameter $\alpha \equiv \tanh^{-1}[B/(Ac)]$. The measured *luminosity distance* (Misner, Thorne, & Wheeler 1973; Lightman, Press, Price, & Teukolsky 1975) is given by

$$\begin{aligned}D_L(z) &\equiv \left(\frac{\mathcal{L}}{4\pi S} \right)^{1/2} \\ &= (1 \times 10^{-8} \text{ Gpc}) \exp \left(\frac{\ln(10)(m-M)}{5} \right) \\ &= a_0 (1+z) \sinh[\ell(z)/a_0] \\ &= a_0 (1+z) \sinh \left[\eta_0 - \alpha - \sinh^{-1} \left(\frac{a_0 \cosh \alpha}{(A/c)(1+z)} - \sinh \alpha \right) \right]\end{aligned}\tag{5}$$

in terms of measured intensity S , source luminosity \mathcal{L} , apparent magnitude m , and absolute magnitude M . This relation includes redshift and time-dilation effects represented by the factor $(1+z)$, and curvature corrections included via the sinh function appropriate to this open model.

All features of the model follow from the values of three parameters, e.g., the current curvature radius or scale factor a_0 , the current conformal time η_0 , and the dimensionless ratio determined by α . These values can be extracted by fitting relation (5) to distance D_L and redshift z measurements for suitable collections of Type Ia supernovae.

3. Supernova Data

A number of groups of astronomers have collected magnitude/redshift (distance/redshift) data on Type Ia supernovae since Riess *et al* (Riess et al. 1995), Perlmutter

et al (Perlmutter *et al.* 1998), and Garnavich *et al* (Garnavich *et al.* 1998) established that these objects could serve as “standard candles” for cosmological distance measurements. These groups include Amanullah *et al* 2010 (Amanullah *et al.* 2010), Betoule *et al* 2014 (Betoule *et al.* 2014), Clocchiatti *et al* 2006 (Clocchiatti *et al.* 2006), Folatelli *et al* 2010 (Folatelli *et al.* 2010), Freedman *et al* 2019 (Freedman *et al.* 2019), Hamuy *et al* 2020 (Hamuy *et al.* 2020), Jha *et al* 2006 (Jha *et al.* 2006), Kattner *et al* 2012 (Kattner *et al.* 2012), Kessler *et al* 2009 (Kessler *et al.* 2009), Krisciunas *et al* 2005 (Krisciunas *et al.* 2005), Rest *et al* 2014 (Rest *et al.* 2014), Riess *et al* 1998 (Riess *et al.* 1998), Riess *et al* 2004 (Riess *et al.* 2004), Riess *et al* 2005 (Riess *et al.* 2005), Riess *et al* 2011 (Riess *et al.* 2011), Scolnic *et al* 2017 (Scolnic *et al.* 2017), Suzuki *et al* 2011 (Suzuki *et al.* 2011), Tonry *et al* 2003 (Tonry *et al.* 2003), Walker *et al* 2015 (Walker *et al.* 2015), and Williams *et al* 2003 (Williams *et al.* 2003). This is certainly not an exhaustive list; a complete bibliography of the subject would require a separate and extensive work.

We have assembled two sets of supernova data from the Riess *et al* 2004 (Riess *et al.* 2004) and Scolnic *et al* 2017 (Scolnic *et al.* 2017) compilations; we refer to these henceforth as the Riess data set and the Scolnic data set. Luminosity distances are obtained from magnitude data or “distance moduli” $\mu \equiv m - M$ as indicated in Eq. (5):

$$D_L = (1 \times 10^{-8} \text{ Gpc}) \exp\left(\frac{\ln(10) \mu}{5}\right) \quad (6a)$$

with uncertainties

$$\sigma_D = D_L \frac{\ln(10) \sigma_\mu}{5} . \quad (6b)$$

determined by ordinary error propagation.

Data entries from the Riess data set are shown in Table 1. The complete table for this data set includes 186 entries.

Data entries from the Scolnic data set are shown in Table 2. The complete table for

Table 1: Redshift/Distance Data for Type Ia Supernovae from Riess Data Set

Name	z	μ	D_L , Gpc	σ_D , Gpc	Source
1990T	0.0400	36.38	0.1888	0.017	Riess2004
1990af	0.050	36.84	0.2333	0.023	Riess2004
1990O	0.0307	35.90	0.1514	0.014	Riess2004
1991S	0.0560	37.31	0.2897	0.024	Riess2004
1991U	0.0331	35.54	0.1282	0.012	Riess2004
1991ag	0.0141	34.13	0.0670	0.008	Riess2004
1992J	0.0460	36.35	0.1862	0.018	Riess2004
1992P	0.0265	35.64	0.1343	0.012	Riess2004
1992aq	0.101	38.73	0.5572	0.051	Riess2004
1992ae	0.075	37.77	0.3581	0.031	Riess2004

this data set includes entries for 1048 supernovae.

Table 2: Redshift/Distance Data for Type Ia Supernovae from Scolnic Data Set

Name	z	μ	D_L , Gpc	σ_D , Gpc	Source
03D1au	0.50349	42.2688	2.8429	0.1550	ScolnicG10
03D1ax	0.49520	42.2277	2.7896	0.1507	ScolnicG10
03D1co	0.67820	43.3714	4.7237	0.4285	ScolnicG10
03D1ew	0.86720	43.6898	5.4697	0.4468	ScolnicG10
03D1fq	0.79920	43.7000	5.4954	0.4495	ScolnicG10
03D3ay	0.37129	41.6234	2.1119	0.1215	ScolnicG10
03D3bl	0.35568	41.4494	1.9493	0.1026	ScolnicG10
03D4ag	0.28391	40.7462	1.4101	0.0701	ScolnicG10
03D4au	0.46691	42.5725	3.2696	0.2132	ScolnicG10
03D4cx	0.94791	43.7447	5.6097	0.4232	ScolnicG10

4. Open Tachyon-Dominated Model Fitted to Supernova Data

The open tachyon-dominated model is tested, and the predictions of the model are obtained, by fitting distance-redshift relation (5) to the sets of supernova data. The statistical measure

$$\chi^2 \equiv \sum_i^N \frac{[D_{Li}^{(\text{obs})} - D_L(z_i)]^2}{\sigma_{Di}^2}, \quad (7)$$

with N the number of data points, distance $D_{Li}^{(\text{obs})}$, redshift z_i , and uncertainty σ_{Di} from the data set, and $D_L(z_i)$ from relation (5), is minimized by adjusting the parameters a_0 , η_0 , and α . The best-fit values of these three parameters are obtained via a Levenberg-Marquardt minimization program (Press, Flannery, Teukolsky, & Vetterling 1986a); all other features of the model are calculated from these. The values and uncertainties of all the parameters are obtained via a straightforward Monte Carlo calculation: Twenty iterations of the fitting

program are carried out, with normally-distributed variations of standard deviation σ_{Di} introduced into each data point. (Press et al. 1986b) Means and standard deviations for each parameter value are taken from these sets of results. (Press et al. 1986c)

The fit to the Riess data set ($N = 186$) is shown in Figure 1. Results of the Monte Carlo calculations for model parameters a_0 , η_0 , and α are illustrated in Fig. 2.

The best-fit model parameters from this calculation are

$$a_0 = (2.31 \pm 0.33) \text{ Gpc} , \quad (8a)$$

$$\eta_0 = 2.06 \pm 0.12 , \quad (8b)$$

and

$$\alpha = 1.31 \pm 0.17 . \quad (8c)$$

Model features following from these values include present-time Hubble parameter

$$\begin{aligned} H_0 &= \frac{1}{a_0} \left(\frac{da}{dt} \right)_0 \\ &= \frac{c}{a_0} \frac{\cosh(\eta_0 - \alpha)}{\sinh(\eta_0 - \alpha) + \sinh \alpha} \\ H_0 &= (66.6 \pm 1.5) \text{ km/s/Mpc} , \end{aligned} \quad (8d)$$

current age of the Universe

$$\begin{aligned} t_0 &= \frac{a_0}{c} \frac{\cosh(\eta_0 - \alpha) - \cosh \alpha + \eta_0 \sinh \alpha}{\sinh(\eta_0 - \alpha) + \sinh \alpha} \\ &= (8.35 \pm 0.67) \text{ Gyr} \end{aligned} \quad (8e)$$

in comoving time, and cosmic-jerk (inflection point) redshift

$$\begin{aligned} z_j &= \frac{\sinh \alpha \sinh(\eta_0 - \alpha) - 1}{\cosh^2 \alpha} \\ &= 0.102 \pm 0.058 . \end{aligned} \quad (8f)$$

The best-fit value of χ^2 for this set of iterations is $\chi^2 = 471 \pm 66$. or 2.57 ± 0.36 per degree of freedom.

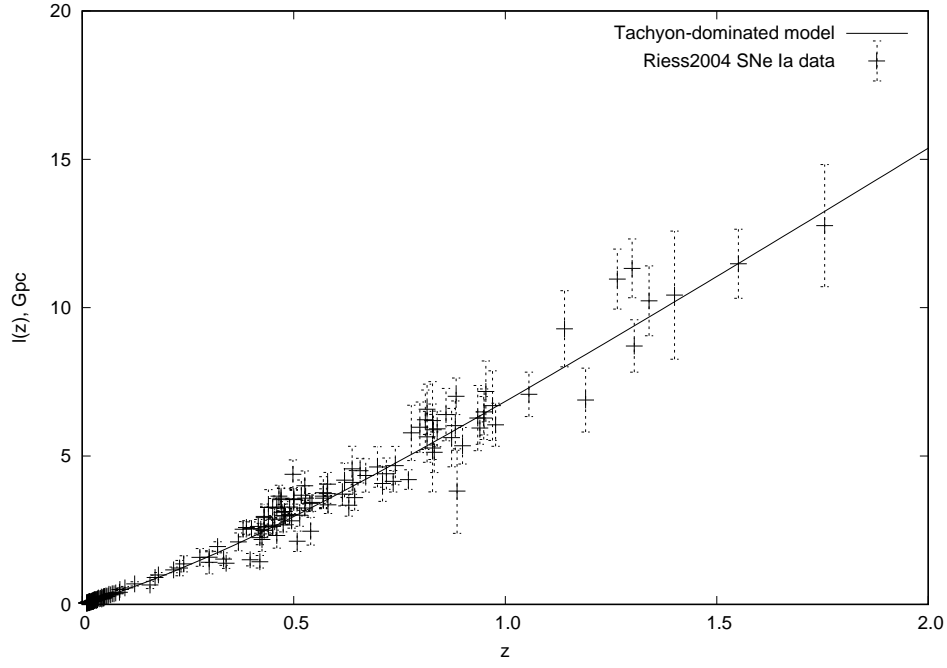
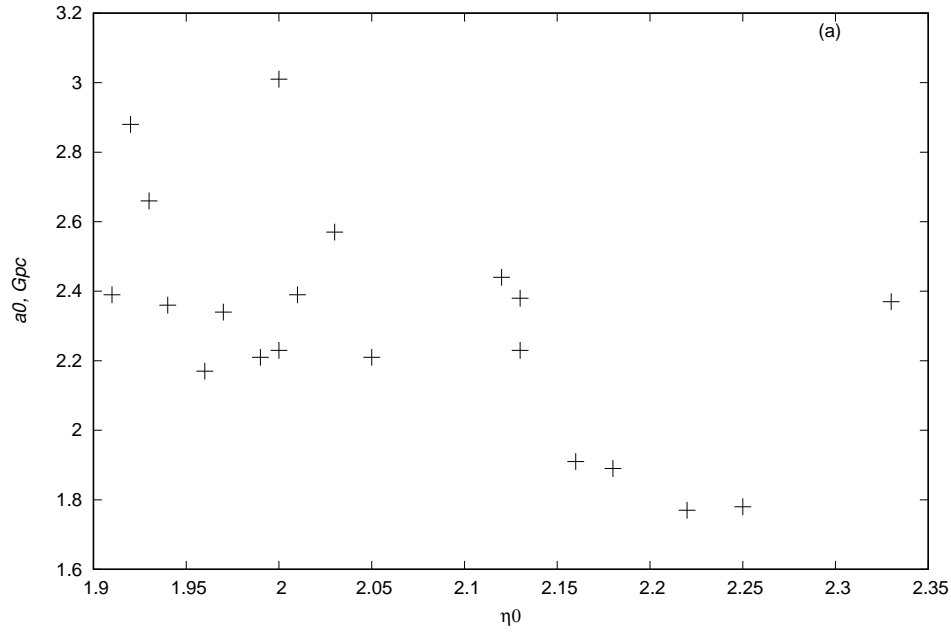


Fig. 1.— Distance-redshift relation for the open tachyon-dominated model fitted to the Riess data set. The resulting best-fit parameters are given by Eqs. (8a)–(8c).



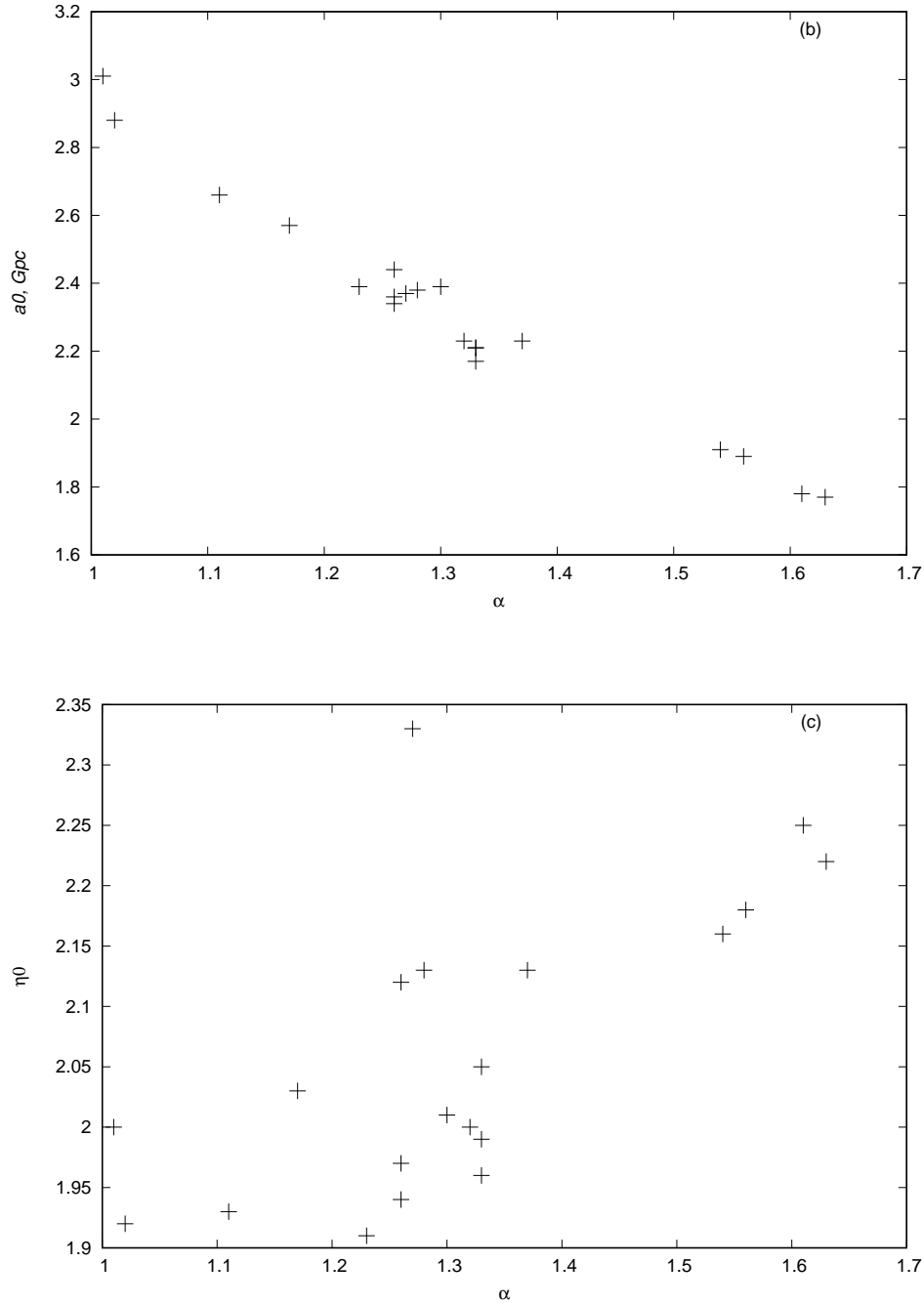


Fig. 2.— Scatter plots showing results of the iterations of the Levenberg-Marquardt χ^2 -minimization program, fitting the Riess data set, for model parameters (a) a_0 and η_0 , (b) a_0 and α , and (c) η_0 and α .

The more ambitious fit to the Scolnic data set ($N = 1048$) is shown in Figure 3. Results of this Monte Carlo calculation are illustrated in Fig. 4. The best-fit parameters from this calculation are

$$a_0 = (2.23 \pm 0.20) \text{ Gpc} , \quad (9a)$$

$$\eta_0 = 2.07 \pm 0.05 , \quad (9b)$$

and

$$\alpha = 1.30 \pm 0.10 . \quad (9c)$$

These imply the corresponding model features

$$H_0 = (69.6 \pm 0.4) \text{ km/s/Mpc} , \quad (9d)$$

$$t_0 = (8.15 \pm 0.36) \text{ Gpc} \quad (9e)$$

and

$$z_j = 0.115 \pm 0.011 . \quad (9f)$$

The best-fit value of χ^2 for these iterations is $\chi^2 = 2080 \pm 80$. or 1.99 ± 0.08 per degree of freedom.

Features of the tachyon gas can be inferred from these parameter values. If that gas is taken to constitute the entire cosmological fluid, then the current invariant-mass density from Eqs. (2a) and (2b) is

$$\begin{aligned} \mathcal{M}_0 c^2 &= \frac{3c^2}{8\pi G} \frac{2B}{a_0^3} \\ &\doteq 4.07 \times 10^{-9} \text{ J/m}^3 , \end{aligned} \quad (10)$$

using values from the Scolnic-data fit (9a)–(9c). The current total energy density is

$$\begin{aligned} \rho_0 &= \frac{3c^2}{8\pi G} \frac{A^2}{a_0^4} - \mathcal{M}_0 c^2 \\ &\doteq -2.24 \times 10^{-9} \text{ J/m}^3 \end{aligned} \quad (11)$$

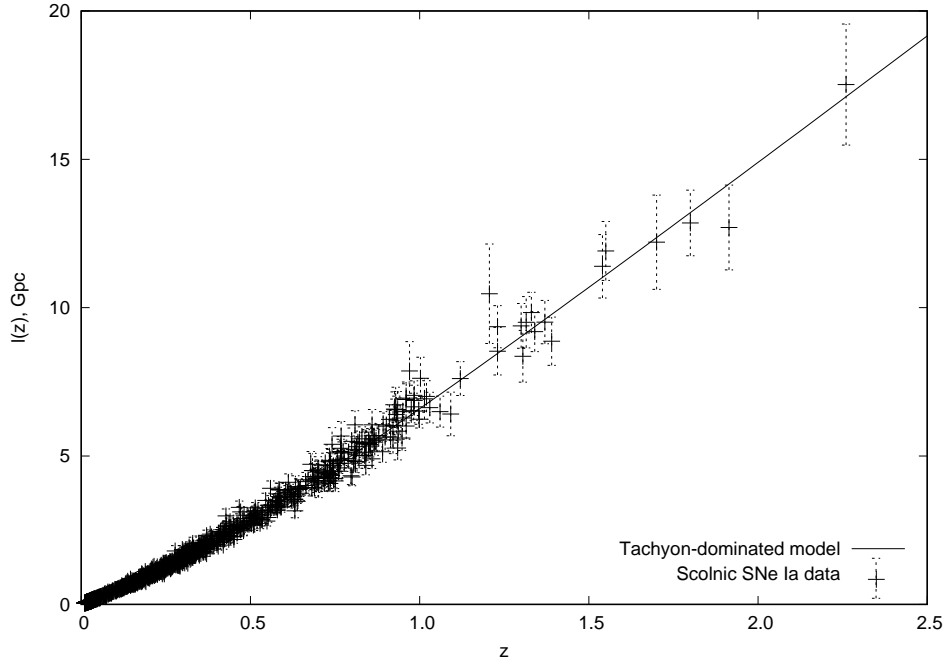
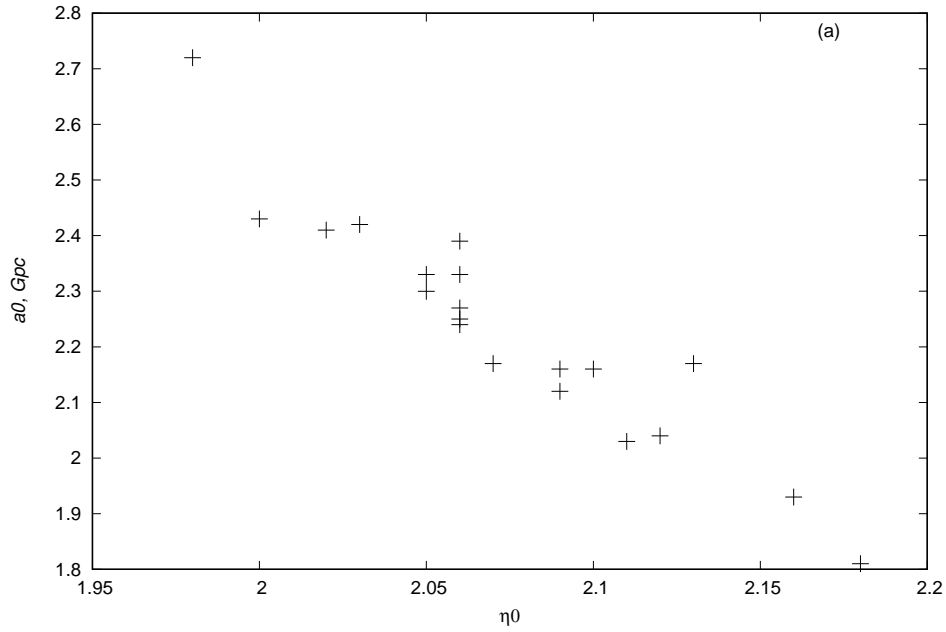


Fig. 3.— Distance-redshift relation for the open tachyon-dominated model fitted to the Scolnic data set. The resulting best-fit parameters are given by Eqs. (9a)–(9c).



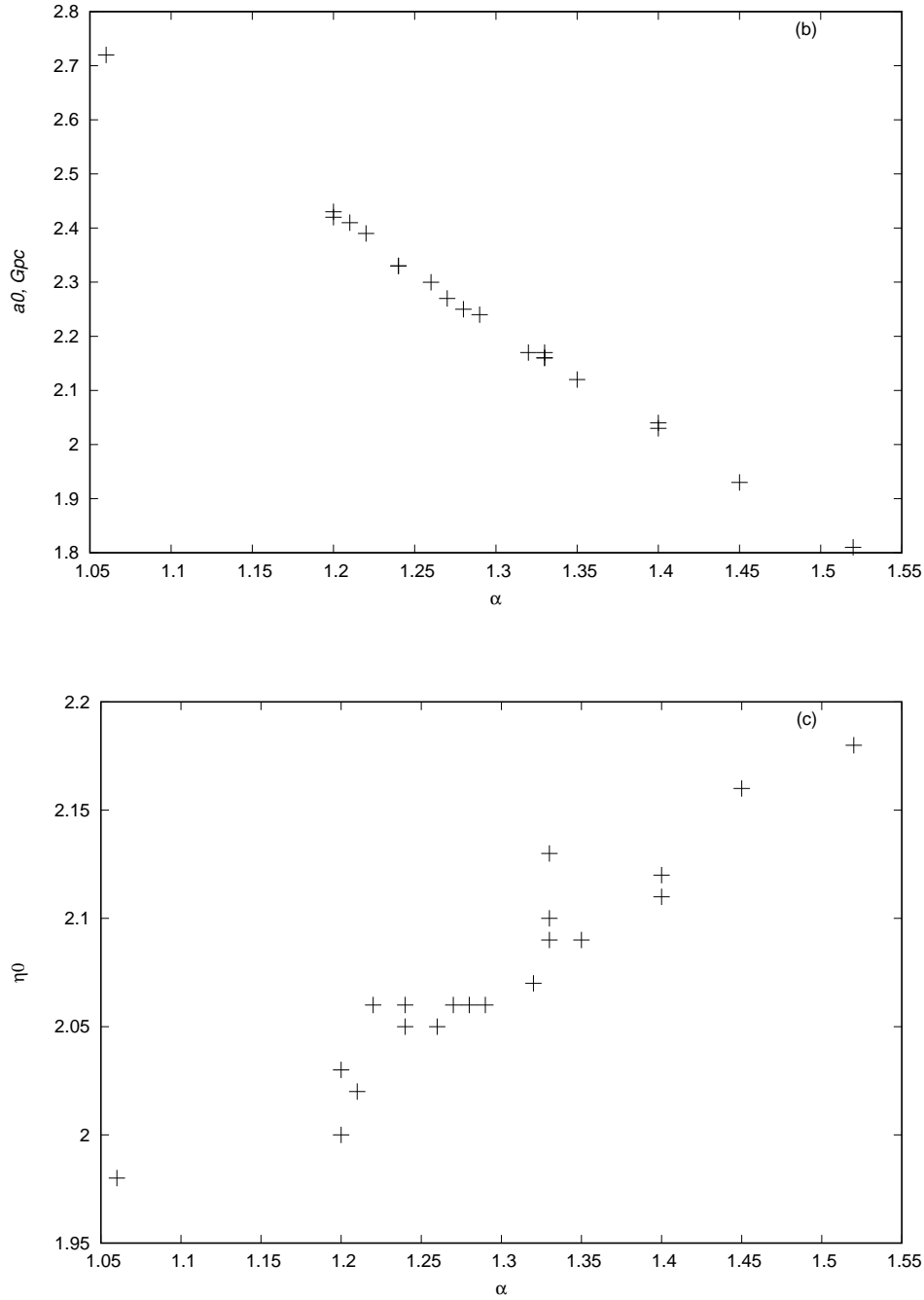


Fig. 4.— Scatter plots showing results of the iterations of the Levenberg-Marquardt χ^2 -minimization program, fitting the Scolnic data set, for model parameters (a) a_0 and η_0 , (b) a_0 and α , and (c) η_0 and α .

for the same parameter values. The negative value is as expected, since the current scale factor a_0 is beyond the inflection-point value $a_j \doteq 2.00$ Gpc and the smaller value $a_j/2$, at which the density crosses from positive to negative values due to expansion against the high pressure of the tachyon gas. (Starke & Redmount 2022) In a more realistic model the tachyonic contribution to the A term in the density would be less, since bradyonic and photonic constituents also contribute to that term. The tachyonic contribution to the B term would be greater in magnitude, since a bradyonic constituent would contribute with the opposite sign. Hence invariant-mass density (10) is a lower bound, and density (11) an upper bound, to these properties of the tachyon gas dominating the model.

5. Conclusions

These results indicate that the open tachyon-dominated model might be a viable alternative to the currently-standard Λ CDM models dominated by some form of dark energy. The best-fit parameters obtained from the two data sets, Eqs. (8a)–(8f) and Eqs. (9a)–(9f), are comfortably consistent with one another. The minimal χ^2 values are only slightly larger than ideal. (This might be due e.g., to a slight underestimate of distance uncertainties.) Features of the model such as $H = 0$ and t_0 values are similar, but not identical, to those obtained from other models. And the tachyonic model engenders the fits illustrated in Figs. 1 and 2 with fewer parameters—here, three—than a Λ CDM model, which must include at least one further parameter for the dark-energy density or cosmological constant.

The next stages in the exploration of this model are to compare the consistency of the parameters obtained by fitting its predictions to other cosmological observations. These might include the microwave background, (Gopal & Redmount 2024) quasar microlensing, (Johnson & Redmount 2024) acoustic waves, (Suthan & Redmount 2024) the

Lyman α forest, (Lashbrook & Redmount 2024) and other phenomena. Such works are in progress at this time.

REFERENCES

- Starke, J., & Redmount, I. H. 2022, arXiv:1905.13557_v2, International Journal of Modern Physics A, 37, 2250162
- Martin, A. C., & Redmount, I. H. 2023, arXiv:1904.07316, International Journal of Modern Physics D, 32, 2350028
- Misner, C. W., Thorne, K. S., & Wheeler, J. A., Gravitation, San Francisco, CA: Freeman, 782–785
- Lightman, A. P., Press, W. H., Price, R. H., & Teukolsky, S. A., Problem Book in Relativity and Gravitation, Princeton, NJ: Princeton, 114 and 527–528
- Riess, A. G., Press, W. H., & Kirshner, R. P. 1995, ApJ, 438, L17
- Perlmutter, S., Aldering, G., Della Valle, M., Deustua, S., Ellis, R. S., Fabbro, S., Fruchter, A., Goldhaber, G., Groom, D. E., Hook, I. M., Kim, A. G., Kim, M. Y., Knop, R. A., Lidman, C., McMahon, R. G., Nugent, P., Pain, R., Panagia, N., Pennypacker, C. R., Ruiz-Lapuente, P., Schaefer, B., & Walton, N. 1998, Nature, 391, 51
- Garnavich, P. M., Kirshner, R. P., Challis, P., Tonry, J., Gilliland, R. L., Smith, R. C., Clocchiatti, A., Diercks, A., Filippenko, A. V., Hamuy, M., Hogan, C. J., Beibundgut, B., Phillips, M. M., Reiss, D., Riess, A. G., Schmidt, B. P., Schommer, R. A., Spyromilio, J., Stubbs, C., Suntzeff, N. B., & Wells, L. 1998, ApJ, 493, L53
- Amanullah, R., Lidman, C., Rubin, D., Aldering, G., Astier, P., Barbary, K., Burns, M. S., Conley, A., Dawson, K. S., Deustua, S. E., Doi, M., Fabbro, S., Faccioli, L., Fakhouri, H. K., Folatelli, G., Fruchter, A. S., Furusawa, H., Garavini, G., Goldhaber, G., Goobar, A., Groom, D. E., Hook, I., Howell, D. A., Kashikawa, N., Kim, A. G., Knop, R. A., Kowalski, M., Linder, E., Meyers, J., Morokuma, T.,

Nobili, S., Nordin, J., Nugent, P. E., Östman, L., Pain, R., Panagia, N., Perlmutter, S., Raux, J., Ruiz-Lapuente, P., Spadafora, A. L., Strovink, M., Suzuki, N., Wang, L., Wood-Vasey, W. M., & Yasuda, N. 2010, *ApJ*, 716, 712–738

Betoule, M., Kessler, R., Guy, J., Mosser, J., Hardin, D., Biswas, R., Astier, P., El-Hage, P., König, M., Kuhlmann, S., Mennier, J., Pain, R., Regnault, N., Balland, C., Bassett, B. A., Brown, P. J., Campbell, H., Carlberg, R. G., Cellier-Holzem, F., Cinabro, D., Conley, A., D’Andrea, C. B., DePoy, D. L., Doi, M., Ellis, R. S., Fabbro, S., Filippenko, A. V., Foley, R. J., Frieman, J. A., Fouchez, D., Galbany, L., Goobar, A., Gupta, R. R., Hill, G. J., Hlozek, R., Hogan, C. J., Hook, I. M., Howell, D. A., Jha, S. W., LeGuillou, L., Leloudas, G., Lidman, C., Marshall, J. L., Möller, A., Mourão, A. M., Neveu, J., Nichol, R., Olmstead, M. D., Palanque-Delabrouille, N., Perlmutter, S., Prieto, J. L., Pritchett, C. J., Richmond, M., Riess, A. G., Ruhlmann-Kleider, V., Sako, M., Schahmanche, K., Schneider, D. P., Smith, M., Sollerman, J., Sullivan, M., Walton, N. A. & Wheeler, C. J. 2014, *Astronomy & Astrophysics*, 568, A22

Clocchiatti, A., Schmidt, B. P., Filippenko, A. V., Challis, P., Coil, A. L., Covarrubias, R., Diercks, A., Garnavich, P., Germany, L., Gilliland, R., Hogan, C., Jha, S., Kirshner, R. P., Leibundgut, B., Leonard, D., Li, W., Matheson, T., Phillips, M. M., Prieto, J. L., Reiss, D., Riess, A. G., Schommer, R., Smith, R. C., Soderberg, A., Spyromilio, J., Stubbs, C., Suntzeff, N. B., Tonry, J. L., & Woudt, P. 2005, [arXiv:astro-ph/0510155v1](https://arxiv.org/abs/astro-ph/0510155v1), *ApJ*, 642, 1

Folatelli, G., Phillips, M. M., Burns, C. R., Contreras, C., Hamuy, M., Freedman, W. L., Persson, S. E., Stritzinger, M., Suntzeff, N. B., Krisciunas, K., Boldt, L., González, S., Krzeminski, W., Morrell, N., Roth, M., Salgado, F., Madore, B. F., Murphy, D.,

- Wyatt, P., Li, W., Filippenko, A. V., & Miller, N. 2010, arXiv:0910.3317v1, *The Astronomical Journal*, 139, 120
- Freedman, W. L., Madore, B. F., Hatt, D., Hoyt, T. J., Jang, I. S., Beaton, R. L., Burns, C. R., Lee, M. G., Monson, A. J., Neeley, J. R., Phillips, M. M., Rich, J. A., & Seibert, M. 2019, arXiv:1907.05922v1, *ApJ*, 882, 34
- Hamuy, M., Cartier, R., Contreras, C., & Suntzeff, N. B. 2020, arXiv:2009.10279v2, *MNRAS*, 500, 1095
- Jha, S., Riess, A. G., & Kirshner, R. P. 2006, arXiv:astro-ph/0612666v1, *ApJ*, 659, 122
- Kattner, S., Leonard, D. C., Burns, C. R., Phillips, M. M., Folatelli, G., Morrell, N., Stritzinger, M. D., Hamuy, M., Freedman, W. L., Persson, S. E., Roth, M., & Suntzeff, N. B. 2012, arXiv:1201.2913v2, *PASP*, 124, 114
- Kessler, R., Becker, A. C., Cinabro, D., Vanderplas, J., Frieman, J. A., Marriner, J., Davis, T. M., Dilday, B., Holtzman, J., Jha, S. W., Lampeitl, H., Sako, M., Smith, M., Zheng, C., Nichol, R. C., Bassett, B., Bender, R., Depoy, D. L., Doi, M., Elson, E., Filippenko, A. V., Foley, R. J., Garnavich, P. M., Hopp, U., Ihara, Y., Ketzeback, W., Kollatschny, W., Konishi, K., Marshall, J. L., McMillan, R. J., Miknaitis, G., Morokuma, T., Mörtzell, E., Pan, K., Prieto, J. L., Richmond, M. W., Riess, A. G., Romani, R., Schneider, D. P., Sollerman, J., Takanashi, N., Tokita, K., van der Heyden, K., Wheeler, J. C., Yasuda, N., & York, D. 2009, arXiv:0908.4274v1, *ApJS*, 185, 32
- Krisciunas, K., Garnavich, P. M., Challis, P., Prieto, J. L., Riess, A. G., Barris, B., Aguilera, C., Becker, A. C., Blondin, S., Chornock, R., Clocchiatti, A., Covarrubias, R., Filippenko, A. V., Foley, R. J., Hicken, M., Jha, S., Kirshner, R. P., Leibundgut, B., Li, W., Matheson, T., Miceli, A., Miknaitis, G., Rest, A., Salvo, M. E., Schmidt, B.

- P., Smith, R. C., Sollerman, J., Spyromilio, J., Stubbs, C. W., Suntzeff, N. B., Tonry, J. L., & Wood-Vasey, W. M. 2005, arXiv:astro-ph/0508681v1, *The Astronomical Journal*, 130, 2453
- Rest, A., Scolnic, D., Foley, R. J., Huber, M. E., Chornock, R., Narayan, G., Tonry, J. L., Berger, E., Soderberg, A. M., Stubbs, C. W., Riess, A., Kirshner, R. P., Smartt, S. J., Schlafly, E., Rodney, S., Botticella, M. T., Brout, D., Challis, P., Czekala, I., Drout, M., Hudson, M. J., Kotqk, R., Leibler, c., Lunnan, R., Marian, G. H., McCrum, M., Milisavljevic, D., Pastorello, A., Sanders, N. E., Smith, K., Stafford, E., Thilker, D., Valenti, S., Wood-Vasey, W. M., Zheng, Z., Burgett, W. S., Chambers, K. C., Denneau, L., Draper, P. W., Flewelling, H., Hodapp, K. W., Kaiser, N., Kudritzki, R.-P., Magnier, E. A., Metcalfe, N., Price, P. A., Sweeney, W., Wainscoat, R., & Waters, C. 2014, *ApJ*, 795 , 44
- Riess, A. G., Filippenko, A. V., Challis, P., Clocchiatti, A., Diercks, A., Garnavich, P. M., Gilliland, R. L., Hogan, C. J., Jha, S., Kirshner, R. P., Leibundgut, B., Phillips, M. M., Reiss, D., Schmidt, B. P., Schommmer, R. A., Smith, R. C., Spyromilio, J., Stubbs, C., Suntzeff, N. B., & Tonry, J. 1998, arXiv:astro-ph/9805201v1, *The Astronomical Journal*, 116, 1009
- Riess, A. G., Strolger, L.-G., Tonry, J., Casertano, S., Ferguson, H. C., Mobasher, B., Challis, P., Filippenko, A. V., Jha, S., Li, W., Chornock, R., Kirshner, R. P., Leibundgut, B., Dickinson, M., Livio, M., Giavalisco, M., Steidel, C. C., Benitez, N., & Tavetanov, Z. 2004, arXiv:astro-ph/0402512v2, *ApJ*, 607, 665
- Riess, A. G., Li, W., Stetson, P. B., Filippenko, A. V., Jha, S., Kirshner, R. P., Challis, P. M., Garnavich, P. M., & Chornock, R. 2005, arXiv:astro-ph/0503159v2, *ApJ*, 627, 579

- Riess, A. G., Macri, L., Casertano, S., Lampeitl, H., Ferguson, H. C., Filippenko, A. V., Jha, S. W., Li, W., & Chornock, R. 2011, arXiv:1103.2976v1, ApJ, 730, 119
- Scolnic, D. M., Jones, D. O., Rest, A., Pan, Y. C., Chornock, R., Foley, R. J., Huber, M. E., Kessler, R., Narayan, G., Riess, A. G., Rodney, S., Berger, E., Brout, D. J., Challis, P. J., Drout, M., Finkbeiner, D., Lunnan, R., Kirshner, R. P., Sanders, N. E., Schlafly, E., Smartt, S., Stubbs, C. W., Tonry, J., Wood-Vasey, W. M., Foley, M., Hand, J., Johnson, E., Bergett, W. S., Chambers, K. C., Draper, P. W., Hodapp, K. W., Kaiser, N., Kudritzki, R. P., Magnier, E. A., Metcalfe, N., Bresolin, F., Gall, E., Kotak, R., McCrum, M., & Smith, K. W. 2018, arXiv:1710.00845v3, ApJ, 859, 101
- Suzuki, N., Rubin, D., Lidman, C., Aldering, G., Amanullah, R., Barbary, K., Barrientos, L. F., Botyanszki, J., Drodwin, M., Connolly, N., Dawson, K. S., Dey, A., Doi, M., Donahue, M., Deustua, S., Eisenhardt, P., Ellingson, E., Faccioli, L., Fadeyev, V., Fakhouri, H. K., Fruchter, A. S., Gilbank, D. G., Gladders, M. D., Goldhaber, G., Gonzalez, A. H., Goobar, A., Gude, A., Hattori, T., Hoekstra, H., Hsiao, E., Huang, X., Ihara, Y., Jee, M. J., Johnston, D., Kashikawa, N., Koester, B., Konishi, K., Kowalski, M., Linder, E. V., Lubin, L., Melbourne, J., Meyers, J., Morokuma, T., Munshi, F., Mullis, C., Oda, T., Panagia, N., Perlmutter, S., Postman, M., Pritchard, T., Rhodes, J., Ripoche, P., Takanashi, N., Tokita, K., Wagner, M., Wang, L., Yasuda, N., & Yee, H. K. C. 2011, arXiv:1105.3470v1, ApJ, 746, 85
- Tonry, J. L., Schmidt, B. P., Barris, B., Candia, P., Challis, P., Clocchiatti, A., Coil, A. L., Filippenko, A. V., Garnavich, P., Hogan, C., Holland, S. T., Jha, S., Kirshner, R. P., Krisciunas, K., Leibundgut, B., Li, W., Matheson, T., Phillips, M. M., Riess, A. G., Schommer, R., Smith, R. C., Sollerman, J., Spyromilio, J., Stubbs, C. W., & Suntzeff, N. B. 2003, arXiv:astro-ph/0305008v1, ApJ, 594, 1
- Walker, E. S., Baltay, C., Campillay, A., Citrenbaum, C., Contreras, C., Ellman, N.,

- Feindt, U., González, C., Graham, M. L., Hadjiyska, E., Hsiao, E. Y., Krisciunas, K., McKinnon, R., Ment, K., Norrell, N., Nugent, P., Phillips, M. M., Rabinowitz, D., Rostami, S., Serón, J., Stritzinger, M., Sullivan, M., & Tucker, B. E. 2015, *ApJS*, 219, 13
- Williams, B. F., Hogan, C. J., Barris, B., Candia, P., Challis, P., Clocchiatti, A., Coil, A. L., Filippenko, A. V., Garnavich, P., Kirshner, R. P., Holland, S. T., Jha, S., Krisciunas, K., Leibundgut, B., Li, W., Matheson, T., Maza, J., Phillips, M. M., Riess, A. G., Schmidt, B. P., Schommer, R. A., Smith, R. C., Sollerman, J., Spyromilio, J., Stubbs, C., Suntzeff, N. B., & Tonry, J. L. 2003, arXiv:astro-ph/0310432v1, *The Astronomical Journal*, 126, 2608
- Press, W. H., Flannery, B. P., Teukolsky, S. A., & Vetterling, W. T., *Numerical Recipes: The Art of Scientific Computing*, Cambridge, UK: Cambridge, 523–528
- Press, W. H., et al, op. cit., 202–203
- Press, W. H., et al, op. cit., 529–532
- Gopal, N. & Redmount, I. H. 2024, in preparation
- Johnson, K. & Redmount, I. H. 2024, in preparation
- Suthan, H. & Redmount, I. H. 2024, in preparation
- Lashbrook, A. & Redmount, I. H. 2024, in preparation