

Identification and estimation of mediational effects of longitudinal modified treatment policies

Brian Gilbert^{*1}, Katherine L. Hoffman², Nicholas Williams², Kara E. Rudolph², Edward J. Schenck³, and Iván Díaz¹

¹Division of Biostatistics, Department of Population Health, New York University Grossman School of Medicine

²Department of Epidemiology, Mailman School of Public Health, Columbia University

³Department of Medicine, Division of Pulmonary and Critical Care Medicine, New York-Presbyterian Hospital/Weill Cornell Medical Center

December 11, 2024

Abstract

We demonstrate a comprehensive semiparametric approach to causal mediation analysis, addressing the complexities inherent in settings with longitudinal and continuous treatments, confounders, and mediators. Our methodology utilizes a nonparametric structural equation model and a cross-fitted sequential regression technique based on doubly robust pseudo-outcomes, yielding an efficient, asymptotically normal estimator without relying on restrictive parametric modeling assumptions. We are motivated by a recent scientific controversy regarding the effects of invasive mechanical ventilation (IMV) on the survival of COVID-19 patients, considering acute kidney injury (AKI) as a mediating factor. We highlight the possibility of “inconsistent mediation,” in which the direct and indirect effects of the exposure operate in opposite directions. We discuss the significance of mediation analysis for scientific understanding and its potential utility in treatment decisions. mediation, machine learning, longitudinal, treatment policies

1 Introduction

Causal mediation analysis, or the identification of the different pathways through which an exposure or treatment (we will use the terms “exposure” and “treatment” interchangeably) can operate, has been increasing in interest across the scientific literature [Nguyen et al., 2021]. Although the concept of mediation has been active for at least a century [Wright, 1921], mediation analysis has only relatively recently been incorporated in formal causal models such as the framework of potential outcomes or structural causal models, which allow for nonparametric perspectives, or the study of mediation effects without reference to a particular (e.g., linear) statistical model [Imai et al., 2010].

Even so, the formulation of an estimand of interest in a mediation analysis is not always a simple task. The so-called “natural” mediation effects, where one considers an intervention that partially “blocks” the effect of an exposure by assigning mediator values to their counterfactual values under a fixed exposure level in order to isolate “direct” and “indirect” effects, have been well-studied, and conditions for their identification have been given [Robins and Greenland, 1992, Pearl, 2001]. However, those identification

*Corresponding author: bgilbert345@gmail.com

conditions are quite strong and unlikely to be satisfied in many instances of real data-generating processes [Avin et al., 2005, Miles et al., 2015]. In particular, they require the assumption of “cross-world counterfactual independence,” where counterfactual outcomes downstream of mutually exclusive counterfactual events are independent, which cannot be tested even experimentally. To analyze mediation under more reasonable assumptions, alternative estimands based on stochastic draws from the mediator distribution have been proposed and labeled “interventional effects” [VanderWeele et al., 2014].

Mediation analysis in longitudinal settings is particularly challenging; some existing approaches have relied on parametric model specification [VanderWeele and Tchetgen, 2017, Tai et al., 2022], which leads to a lack of robustness. Zheng and van der Laan [2017] provided a robust machine-learning approach for the estimation of mediation effects with time-varying treatments, confounders, and mediators. This line of research was advanced, for example, by Díaz et al. [2023b] which allowed the (interventional) direct effect to include pathways through intermediate confounders, which allows the indirect effect to isolate precisely those operating through the mediator and not other variables.

However, even these strategies that make use of flexible models for estimation still rely on the notion of a “static” treatment regimen, or one in which each value of treatment for all timepoints is explicitly specified in the estimand of interest, which is a significant limitation insofar as real-world decision-making rarely follows this form in the longitudinal setting. That is, even an externally-designed intervention is likely to be responsive, intentionally or otherwise, to variables that are encountered over the course of treatment. A few examples include the administration of antiretroviral drugs in HIV patients, which can be adapted to CD4 cell count measurements [Hernán et al., 2006], and the administration of antihypertensive drugs, which can be adapted to blood pressure measurements [Johnson et al., 2018].

Aside from their lack of applicability, studies of static intervention face various statistical challenges. First, identification of the causal estimand relies on the positivity assumption (i.e., that there is a positive probability of any treatment regime given any level of covariates), which is often implausible, especially for continuous treatments given at multiple timepoints. Likewise, for continuous treatments, the estimation of a dose-response curve (the function of exposure values that yields the population-average outcome conditional on receiving each value) involves complications in terms of convergence rates [standard \sqrt{n} rates are not possible, see Kennedy, 2018] and of the summarization and interpretation of such a high-dimensional target parameter.

By contrast, so-called “dynamic” treatment regimes allow exposure values to change based on observed covariates [Robins et al., 2004]. These can be generalized to “stochastic” interventions which allow for randomness in the exposure values, even conditional on all other variables. Furthermore, it may often be of interest to consider a treatment regime that assigns treatment values depending on what treatment value would have occurred in the absence of intervention, or the “natural” value of treatment [Young et al., 2014]. Such a regime, which we call a “modified treatment policy,” was considered in Robins et al. [2004], with formalization and estimation strategies for single-timepoint studies to follow in Díaz and van der Laan [2012] and Haneuse and Rotnitzky [2013]. Díaz et al. [2021] provide a framework for robust estimation of the effects of modified treatment policies for time-varying treatments.

We synthesize these various strands of the statistical literature into a new strategy for mediation analysis in longitudinal settings, following Díaz and Hejazi [2020] and Hejazi et al. [2023], who studied mediation analysis for single-timepoint stochastic interventions. Specifically, we consider the direct and indirect effects of longitudinal modified treatment policies under interventional mediator distributions, which have not been considered in previous literature. The methods we propose are motivated by an issue that was relevant in the early landscape of COVID-19 management: the use of invasive mechanical ventilation (IMV) in cases of acute respiratory distress syndrome (ARDS). ARDS is a form of acute hypoxic respiratory failure, which is one of the key time-varying features of a patient’s course with severe COVID (see, e.g., Wang et al. [2021]). In the beginning stages of the pandemic, IMV was employed early, or at a lower supplemental oxygen delivery threshold, to manage ARDS, but its usage has been associated with several iatrogenic risks such as

ventilator-associated pneumonia [Wicky et al., 2021] and barotrauma [Shrestha et al., 2022]. Of interest to the present study is acute kidney injury (AKI), a critical condition that complicates ICU stays and is associated with mortality [Vemuri et al., 2022]. As more data emerged and practitioners became more familiar with the pace of disease progression, guidelines shifted towards delaying intubation due to high mortality rates among mechanically ventilated patients and potential secondary complications. To navigate these treatment dynamics, we aim to elucidate the direct and indirect effects of IMV on patient mortality with respect to the AKI pathway. This application offers a compelling case for the use of our methods in understanding the effects of time-varying treatments and the causal pathways involved. We emphasize the phenomenon of “inconsistent mediation” (a situation in which the direct and indirect effects are qualitatively in opposite directions). In the current setting, this would involve (on average) IMV causing death through AKI while (on average) *preventing* death through other mechanisms. This dichotomy may be relevant for research and clinical practice, if interventions could be in place to mitigate IMV-induced AKI. While this is an active area of research, potential interventions include the administration of diuretics to modulate intravascular volume status [Grams et al., 2011, Glassford and Bellomo, 2011] and pharmacological options as explored by Pickkers et al. [2022]. Finally, we also investigate the relationship between baseline covariates and the magnitude of these direct and indirect effects; such relationships can suggest biological pathways as well as potentially inform future treatments.

The current paper is structured as follows. Section 2 introduces the causal framework and notation we will use throughout. Section 3 presents the theory and techniques we will use to learn mediational effects of longitudinal treatment policies. Section 4 gives our analysis of the intubation data, and Section 5 concludes.

2 Model setup

2.1 Notation

Our notation largely mirrors that of Díaz et al. [2021] and Díaz et al. [2023b]. We consider data X_1, \dots, X_n , an i.i.d. sample from a distribution P . The data are longitudinal, with $X = (L_1, A_1, Z_1, M_1, L_2, \dots, A_\tau, Z_\tau, M_\tau, L_{\tau+1})$, where the variables A are the exposure of interest, L are covariates, M are mediators, and Z are intermediate confounders. An intermediate confounder is a variable affected by exposure and which affects the mediator and outcome; see VanderWeele et al. [2014]. We let $Y = L_{\tau+1}$ denote the outcome of interest. In our illustrative application, A will denote intubation status, M is the occurrence of AKI, Y is mortality/survival, and L and Z are covariates or lab results, either at baseline or during the hospital stay. As in our illustrative application, we will assume that the mediator takes values in a finite set; the supports of all other variables are unrestricted.

For any symbol W , we let $\bar{W}_t = (W_1, \dots, W_t)$ (past history) and $\underline{W}_t = (W_t, \dots, W_\tau)$ (future history). We let $\bar{W} = \bar{W}_\tau = \underline{W}_1$, the full history. We also define $H_{A,t} = (\bar{L}_t, \bar{M}_{t-1}, \bar{Z}_{t-1}, \bar{A}_{t-1})$; this is the history of all variables prior to A_t . Similarly, $H_{Z,t}$ is the history of all variables prior to Z_t , and $H_{M,t}$ and $H_{L,t}$ are defined likewise. Finally, $g_{A,t}(a_t | h_{A,t})$ is the probability density or probability mass function of treatment at time t , given the variable history $H_{A,t} = h_{A,t}$. Similarly, $g_{M,t}(m_t, h_{M,t})$ gives the conditional probability mass function of the time-varying mediator.

2.2 Structural equation model and definition of causal effects

We consider causal effects defined within a nonparametric structural equation model, which consists of exogenous and endogenous variables and unknown deterministic functions governing the causal relations between them, together with independence assumptions on the exogenous variables [Pearl, 2000]. We allow for arbitrary causal relations among observed variables that respect their time-ordering; this can be visualized in the saturated directed acyclic graph (DAG) given in Figure 1, reproduced from Díaz et al. [2023b].

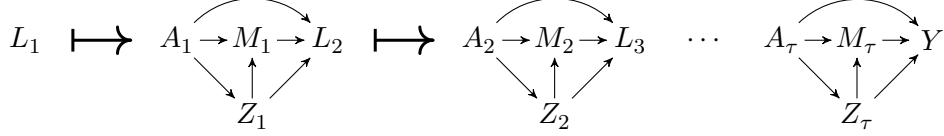


Figure 1: Causal DAG for the model of time-varying mediation. For clarity, the symbol \mapsto is used to indicate arrows from all previous nodes (to the left) to all following nodes (to the right).

To formalize the dependence structure, we posit functions f such that for each t , we have $A_t = f_{A,t}(H_{A,t}, U_{A,t})$, $Z_t = f_{Z,t}(H_{Z,t}, U_{Z,t})$, $M_t = f_{M,t}(H_{M,t}, U_{M,t})$, and $L_t = f_{L,t}(H_{L,t}, U_{L,t})$. The variables $U = (U_{A,t}, U_{Z,t}, U_{M,t}, U_{L,t}, U_Y : t \in \{1, \dots, \tau\})$ are unobserved “exogenous” variables. In the general model, there are no restrictions on the distribution of U , but in Section 3, they will be subject to assumptions to enable identification of the estimands of interest.

This setup allows us to speak of causal effects as the interventions on some functions f while keeping the remaining structure of the model intact. For example, the simple intervention to set A_1 to the value a_1 replaces $f_{A,1}$ with the constant function a_1 . In this paper, we are interested in the effects of interventions on the treatment variables \bar{A} , and we will analyze its decomposition through pathways that include mediating variables \bar{M} and through pathways that do not. For this purpose, we will consider interventions on the functions $f_{A,t}$ and $f_{M,t}$ for $t = 1, \dots, \tau$.

For interventions on the treatment variable, we will consider longitudinal modified treatment policies (LMTPs) [Díaz et al., 2021], which are hypothetical interventions defined in terms of a sequence of functions $\mathbf{d} = (d_1, \dots, d_\tau)$, where d_t is a function $d_t(a_t, h_{A,t}, \epsilon_t)$ that depends on a treatment value a_t , a history value $h_{A,t}$, and possibly a randomizer ϵ_t . (We will not consider such a randomizer in this paper.) The intervention is defined by removing the equation $A_t = f_{A,t}(H_{A,t}, U_{A,t})$ sequentially (from $t = 1$ to $t = \tau$) from the structural model, and replacing it with evaluations of the functions d_t as follows. At the first timepoint, the LMTP assigns the exposure as a new random variable $A_1^{\mathbf{d}} = d_1(A_1, H_{A,1}, \epsilon_1)$. This generates a counterfactual treatment $A_2(\bar{A}_1^{\mathbf{d}}) = f_{A_2}(H_{A,2}(\bar{A}_1^{\mathbf{d}}), U_{A,1})$ that would have been observed if the intervention had been discontinued right before $t = 2$. Then, the intervention at $t = 2$ assigns treatment as $A_2^{\mathbf{d}} = d_2(A_2(\bar{A}_1^{\mathbf{d}}), H_{A,2}(\bar{A}_1^{\mathbf{d}}), \epsilon_2)$.

Across multiple timepoints, it is helpful to define the *counterfactual* history $H_{A,t}(\bar{A}_{t-1}^{\mathbf{d}})$ as the sequence of variables prior to A_t that would have been observed under the LMTP given by $\bar{A}_{t-1}^{\mathbf{d}}$. In addition, $A_t(\bar{A}_{t-1}^{\mathbf{d}}) = f_{A_t}(H_{A,t}(\bar{A}_{t-1}^{\mathbf{d}}), U_{A,t})$, termed the “natural value of treatment” [Richardson and Robins, 2013, Young et al., 2014], “represents the value of treatment that would have been observed at time t under an intervention carried out up until time $t - 1$ but discontinued thereafter” [Díaz et al., 2021]. The intervention at time t is given by $A_t^{\mathbf{d}} = d_t(A_t(\bar{A}_{t-1}^{\mathbf{d}}), H_{A,t}(\bar{A}_{t-1}^{\mathbf{d}}), \epsilon_t)$.

The intervention on \bar{M} is defined in terms of a stochastic intervention. Specifically, let $M_t(\bar{A}^{\mathbf{d}}) = f_{M,t}(A_t^{\mathbf{d}}, H_{M,t}(\bar{A}_t^{\mathbf{d}}), U_{M,t})$ denote the mediator at time t observed under the above LMTP, and let $\bar{J}(\bar{A}^{\mathbf{d}})$ denote a random draw from the distribution of $\bar{M}(\bar{A}^{\mathbf{d}})$, potentially conditioning on baseline variables L_1 . We consider interventions where \bar{M} is replaced by this random draw.

A causal “effect” is typically conceived as some difference in outcome distributions under different interventions. To simplify notation throughout, we will consider two user-specified, fixed interventions $\mathbf{d}^* = (d_1^*, \dots, d_\tau^*)$ and $\mathbf{d}' = (d_1', \dots, d_\tau')$, though the generalization of the theory to arbitrary \mathbf{d} is immediate. We define the randomized modified treatment policy effect as $E[Y(\bar{A}^{\mathbf{d}'}, \bar{J}(\bar{A}^{\mathbf{d}'})) - Y(\bar{A}^{\mathbf{d}^*}, \bar{J}(\bar{A}^{\mathbf{d}^*}))]$, where $Y(\bar{A}, \bar{J})$ denotes the potential outcome of Y where the treatment is intervened on to equal \bar{A} , and the mediator is intervened on to equal \bar{J} . We decompose this into an interventional direct effect

$$DE = E[Y(\bar{A}^{\mathbf{d}'}, \bar{J}(\bar{A}^{\mathbf{d}^*})) - Y(\bar{A}^{\mathbf{d}^*}, \bar{J}(\bar{A}^{\mathbf{d}^*}))] \quad (1)$$

and indirect effect

$$IE = E[Y(\bar{A}^{d'}, \bar{J}(\bar{A}^{d'})) - Y(\bar{A}^{d^*}, \bar{J}(\bar{A}^{d^*}))], \quad (2)$$

which sum to the “overall” or “total” effect comparing d' to d^* . Thus, the task at hand is to estimate expressions of the form $E[Y(\bar{A}^{d'}, \bar{J}(\bar{A}^{d^*}))]$, for general d^* and d' .

For more details on the interpretation of the interventional effect, see Section S2 of the supplement, which also describes the nuance of the direct/indirect distinction for longitudinal data.

3 Identification and estimation of interventional mediation effects

3.1 Assumptions and sequential regression

In what follows, it will be necessary to reference variable histories under interventions. For example, we let $H'_{L,t} = (\bar{L}_{t-1}, \bar{M}_{t-1}, \bar{Z}_{t-1}, \bar{A}_{t-1}^{d'})$. Intervened histories for other variables are defined analogously, as are counterfactual histories under the other intervention d^* , denoted with H^* . Similarly, to ease notation, we let $A'_t = d'_t(A_t, H_{A,t}, \epsilon_t)$, with A_t^* defined similarly.

To identify the parameter, $E[Y(\bar{A}^{d'}, \bar{J}(\bar{A}^{d^*}))]$, the following assumptions, which combine elements of the identification assumptions from Díaz et al. [2021] and Díaz et al. [2023b], are sufficient. Note that 1 involves future histories rather than single timepoints only.

1 (Conditional exchangeability of treatment and mediator). Assume:

- (i) $U_{A,t} \perp\!\!\!\perp (\underline{U}_{Z,t}, \underline{U}_{M,t}, \underline{U}_{L,t+1}, \underline{U}_{A,t+1}) \mid H_{A,t}$ for all $t \in \{1, \dots, \tau\}$;
- (ii) $U_{M,t} \perp\!\!\!\perp (\underline{U}_{L,t+1}, \underline{U}_{A,t+1}, \underline{U}_{Z,t+1}) \mid H_{M,t}$ for all $t \in \{1, \dots, \tau\}$.

2 (Positivity of treatment and mediator assignment). Assume:

- (i) If $(a_t, h_{A,t}) \in \text{supp}\{A_t, H_{A,t}\}$ then $(d^*(a_t, h_{A,t}), h_{A,t}) \in \text{supp}\{A_t, H_{A,t}\}$ for $t \in \{1, \dots, \tau\}$, and similarly for d' ;
- (ii) If $h_{M,t} \in \text{supp}\{H_{M,t}\}$ then $(m_t, h_{M,t}) \in \text{supp}\{M_t, H_{M,t}\}$ for $t \in \{1, \dots, \tau\}$ and $m_t \in \text{supp}\{M_t\}$.

If A_t is not a discrete random variable, one further condition is required.

3 (Piecewise-smooth invertibility of treatment modification). If A_t is not a discrete random variable, the conditional support of A_t given $H_{A,t} = h_{A,t}$ admits a partition into subintervals where the restrictions of $d'(\cdot, h_{a,t})$ and $d^*(\cdot, h_{a,t})$ to each subinterval have differentiable inverse functions.

Our identification strategy makes use of a representation of longitudinal causal estimands by means of “sequential regression” as proposed by Bang and Robins [2005] and further investigated by van der Laan and Gruber [2012], Luedtke et al. [2017], and Rotnitzky et al. [2017]. This approach considers a recursive regression of outcomes (or pseudo-outcomes) onto previous variables, starting at $t = \tau$ and continuing backward to $t = 0$. As in Díaz et al. [2023b], we split the recursion over the two non-interventional variables L and Z as follows. We consider fixed, pre-specified interventions d' , d^* , and \bar{m} . Starting with, $Q_{Z,\tau+1} = Y$, define

$$Q_{L,t}(\bar{h}_{M,t}, \underline{m}_t) = E[Q_{Z,t+1}(A'_{t+1}, H_{A,t+1}, \underline{m}_{t+1}) \mid M_t = m_t, H_{M,t} = h_{M,t}] \quad (3)$$

$$Q_{Z,t}(a_t, \bar{h}_{A,t}, \underline{m}_t) = E[Q_{L,t}(\bar{H}_{M,t}, \underline{m}_t) \mid A_t = a_t, H_{A,t} = h_{A,t}]. \quad (4)$$

Similarly, let $Q_{M,\tau+1} = 1$ and recursively define

$$Q_{M,t}(a_t, \bar{h}_{A,t}, m_t) = E[\mathbb{1}\{M_t = m_t\} Q_{M,t+1}(A_t^*, \bar{H}_{A,t+1}, m_{t+1}) \mid A_t = a_t, H_{A,t} = h_{A,t}].$$

When the meaning is clear, noting that the only non-random component of the functions Q are the user-specified d', d^* , and \bar{m} , we may use the abbreviations $Q'_{L,t}(m_t) = Q_{L,t}(\bar{H}_{M,t}, m_t)$, $Q'_{Z,t}(m_t) = Q_{Z,t}(A_t', \bar{H}_{A,t}, m_t)$, and $Q^*_{M,t}(m_t) = Q_{M,t}(A_t^*, \bar{H}_{A,t}, m_t)$. We give the following identification result, which is a generalization of Theorem 1 of Díaz et al. [2023b].

Theorem 1 (Identification). *Under Assumptions 1 and 2, the interventional parameter $\theta = E[Y(\bar{A}^{d'}, \bar{J}(\bar{A}^{d^*}))]$ is identified as $\theta = \sum_{\bar{m}} \varphi(\bar{m})\lambda(\bar{m})$, where $\varphi(\bar{m}) = Q'_{L,0}(\bar{m})$ and $\lambda(\bar{m}) = Q^*_{M,0}(\bar{m})$.*

Proof See Section S2 of the supplement. □

3.2 Inverse probability weighted identification

As is often the case in causal inference problems, it is also possible to identify effects of interest by using the treatment rather than the outcome mechanism. Let $g'_t(a_t \mid h_{A,t})$ and $g^*_t(a_t \mid h_{A,t})$ denote the density functions of $A'_t = d'(A_t, H_{A,t}, \epsilon_t)$ and $A^*_t = d^*(A_t, H_{A,t}, \epsilon_t)$, respectively, conditional on $H_{A,t} = h_{A,t}$. Then we define

$$G'_{A,t}(A_t, H_{A,t}) = \frac{g'_t(A_t \mid H_{A,t})}{g_t(A_t \mid H_{A,t})}, \quad G^*_{A,t}(A_t, H_{A,t}) = \frac{g^*_t(A_t \mid H_{A,t})}{g_t(A_t \mid H_{A,t})}, \quad G_{M,t}(H_{M,t}, m_t) = \frac{\mathbb{1}\{M_t = m_t\}}{g_{M,t}(M_t \mid H_{M,t})},$$

as well as $K'_{l,u} = \prod_{r=l}^u G'_{A,r}$, $K^*_{l,u} = \prod_{r=l}^u G^*_{A,r}$, $H_{l,u} = \prod_{r=l}^u G_{M,r}$. (For notational brevity, we have omitted the dependence on $A_t, H_{A,t}, H_{M,t}$, and m_t .) Then, the parameters from Theorem 1 can also be identified as $\varphi(\bar{m}) = E\{K'_{1,\tau} H_{1,\tau} Y\}$; $\lambda(\bar{m}) = E\{K^*_{1,\tau} \mathbb{1}\{\bar{M} = \bar{m}\}\}$; see Section S3 of the supplement for the derivation.

3.3 Overview of estimation

The foregoing analysis allows us to construct estimators of the parameter θ given in Theorem 1 with desirable statistical properties such as asymptotic normality and efficiency. We have described sequential regression-based and IPW-based strategies for clarity, but see Section S5 of the supplement for a description of how we leverage semiparametric theory to use both the outcome and treatment models to yield a combined estimator which is consistent if either one is correctly specified at each timepoint, and which can achieve \sqrt{n} -rate convergence even if the individual estimators converge at a slower rate. Our estimation algorithm has been implemented in the open-source R package *lcmmtp* [Williams and Díaz, 2023].

4 Motivating application

4.1 Background

Acute respiratory distress syndrome (ARDS) is a major cause of morbidity and mortality among COVID-19 patients. Treating ARDS often requires the use of respiratory support devices, ranging from nasal cannulae and face masks to more invasive methods such as mechanical ventilation via endotracheal tubes (“invasive mechanical ventilation” or IMV) [Hasan et al., 2020]. Given the physiological links between the lungs and kidneys, it has been suggested that mechanical ventilation may cause acute kidney injury/failure (AKI);

possible mechanisms include oxygen toxicity and capillary endothelial damage leading to inflammation, hypotension, and sepsis [Durdevic et al., 2020]. AKI, which can render kidneys incapable of appropriately clearing critical toxins from the body or maintaining appropriate blood and interstitial volume, complicates about 30% of ICU admissions and increases the risk of in-hospital mortality and long-term morbidity and mortality [Kes and Jukić, 2010]. While IMV may often be necessary to support respiration even if it can lead to AKI [Husain-Syed et al., 2016], the decision whether and when to intubate must be based on clinical factors such as oxygen saturation, dyspnea, respiratory rate, and chest radiography, weighing in the benefit of reducing ARDS-related mortality with the possibility of harm through AKI [Tobin, 2020, Thomson and Calligaro, 2021].

In the early weeks of the COVID-19 pandemic, recommendations from international health organizations advocated for early intubation of patients in an effort to safeguard healthcare workers from contracting infection and to reduce complications resulting from late intubations when the patient is unresponsive or apneic [Papoutsis et al., 2021]. Over time, however, as clinicians became more familiar with the progression of the disease, guidance evolved toward postponing intubation, partially driven by reports showing high mortality rates for mechanically ventilated patients, potentially attributable to heightened risk of secondary infections, lung injury, and damage to other organs including the kidneys, due to ventilation [Tobin, 2006, Bavishi et al., 2021].

We illustrate our methods in this application with the goal of providing insight into effects operating through the pathway $IMV \rightarrow AKI \rightarrow Death$ and effects operating directly through $IMV \rightarrow Death$. We answer the following question, which has been cited by an expert panel on lung-kidney interactions in critically ill patients as an area that demands further research [Joannidis et al., 2020]: *What is the effect of invasive mechanical ventilation on death among COVID-19 patients, and how much of it operates through causing acute kidney injury?*

We use a dataset consisting of approximately 3,300 patients who did not have a previous history of chronic kidney disease (CKD) and who were hospitalized with COVID-19 at the NewYork-Presbyterian Cornell, Queens, or Lower Manhattan hospitals between March 3rd and May 15th, 2020. The analytical dataset was created in a two-step approach. First, data pertaining to demographics, comorbidities, intubation, mortality, and discharge were gathered from electronic health records chart reviews and stored in a secure REDCap database [Goyal et al., 2020]. To this data were added items from the Weill Cornell Critical care Database for Advanced Research (WC-CEDAR), a data repository containing patient information collected over the course of care, including procedures, diagnoses, medications, and laboratory data [Schenck et al., 2021]. Note that while all patients were hospitalized with COVID-19, they did not all necessarily suffer from ARDS specifically.

This data was previously described and studied in Díaz et al. [2023a] and Hoffman et al. [2024]. The latter considered only effects on mortality without regard to AKI. The former treated AKI and other-cause mortality as competing risks; we take a different perspective by considering AKI as a mediator in the pathway from IMV to mortality. This orientation presents a more intricate view of the causal connections among these variables. Essentially, AKI and mortality are not only competing risks; they can jointly occur, with AKI potentially influencing mortality. By examining AKI’s mediating role, we aim to unravel the indirect ways in which IMV may contribute to mortality via AKI. Should this causal pathway exist, it could provide novel opportunities for medical interventions aimed at preventing or treating AKI, subsequently reducing the mortality rate. (As mentioned in Section 1, these options include the modulation of intravascular volume status [Grams et al., 2011, Glassford and Bellomo, 2011] and various pharmacological interventions [Pickkers et al., 2022].) Further, we analyze how various baseline variables are associated with the estimated direct and indirect effects and discuss how such considerations might inform treatment decisions regarding IMV.

4.2 Time-varying variables, mediator, and modified treatment policy

This study uses data at the daily level, and study time begins on the day of hospitalization. The treatment variable is categorized into three levels: no supplemental oxygen, supplemental oxygen not including IMV, and IMV. The main goal is to estimate the overall causal effect of IMV on mortality/survival rates and to decompose it into effects operating through AKI and effects operating independently of it. To measure the total effect of IMV on survival, we posit an intervention that would delay IMV by one day among patients who received IMV for more than one day and would prevent IMV for patients who received IMV for exactly one day. We refer to this intervention as a “one-day delay in intubation.” This relatively modest intervention (as opposed to one that delayed intubation by long) is motivated by a desire to preserve positivity (2(i)) and avoid extreme inverse propensity score weights. In actuality, 381 of the patients received intubation during the time period considered.

Formally, for $A_t \in \{0, 1, 2\}$ corresponding to the end of day t , 0 indicates no supplemental oxygen, 1 indicates supplemental oxygen not including IMV, and 2 indicates IMV. We consider the following intervention:

$$d_t(a_t, h_{a,t}) = \begin{cases} 1 & \text{if } a_t = 2 \text{ and } a_s \leq 1 \text{ for all } s < t, \\ a_t & \text{otherwise.} \end{cases} \quad (5)$$

In words, this means that the intervention leaves the observed treatment value unchanged, except for the first day the patient receives IMV (if that day occurs). For that day, the intervention changes the treatment to supplemental oxygen *without* IMV. This operationalizes the idea of postponing IMV debated early in the pandemic.

In constructing the analytical dataset, it is important that the variables preserve the time-ordering of the DAG in Figure 1. Therefore, we constructed the dataset using the following procedure. First, we categorize patients into three groups: those whose first event was an intubation, those whose first event was AKI, and those who had neither event. For patients in the first group, we anchor the creation of their record on the time at which the intubation event occurred, denoted t_I . The variables $L_{t_{I-1}}$ and $Z_{t_{I-1}}$ are then recorded as those observed in approximately 24-hour windows before t_I , where $L_{t_{I-1}}$ contains variables measured in the first half of this approximate 24-hour interval, and $Z_{t_{I-1}}$ contains variables measured in the second half of this approximate 24-hour window. The time interval is approximate because the difference in hours between hospital admission and intubation is not necessarily a multiple of 24. The mediator $M_{t_{I-1}}$ is then set as 0, and the exposure $A_{t_{I-1}}$ is recorded as the respiratory support in the previous 24-hour window. This process is iterated until we have data for all the timepoints prior to t_I . For times greater than or equal to t_I , we follow a similar approach, but in addition to capturing Z_t , L_t , and A_t , we measure whether the patient was diagnosed with AKI at every time window. AKI was defined using creatinine values in accordance with the “Kidney Disease: Improving Global Outcomes” definition (KDIGO) definition [Khwaja, 2012]. Either of the following criteria was required: (a) serum creatinine change of greater than or equal to 0.3 mg/dL within 48 h, or (b) serum creatinine greater than or equal to 1.5 times the baseline serum creatinine known or assumed to have occurred within the past 7 days.

If and when a patient is diagnosed with AKI (call this time t_M), we begin a new 24-hour interval, i.e. L_{t_M} , to ensure that the temporality of variables measured after t_M is maintained. A similar procedure was used for patients whose first event was the diagnosis of AKI. Data for patients in the third group, who had neither event, was simply divided into approximate 24-hour time intervals using the anchor times of hospital admission and censoring or death date. During this process, we ensured that measurement of L_t precedes Z_t within each time interval. A GitHub repository of analysis code is available at <https://github.com/CI-NYC/lcmntp-application>. For more details, including the list of measured covariates, see Section S6 of the supplement.

4.3 Results

We used our proposed methods to estimate the total, direct, and indirect effects on mortality of invasive mechanical ventilation through acute kidney failure. All regressions were estimated using *lcmmtp* [Williams and Díaz, 2023] and Super Learner [van der Laan et al., 2007], building a convex combination of three predictors: generalized linear models with ℓ_1 penalty, multivariate adaptive regression splines, and extreme gradient boosting of regression trees. To speed up computations, we used three folds for cross-fitting and used four-day mortality as our outcome of interest. Some observations had large weights $K_{t,s}$ and $H_{t,s}$, so we truncated the corresponding estimates at their 99% quantiles to avoid empirical violations of the positivity assumption. The results of the main analysis are presented in Table 1, where we contrast the mortality under an intervention to prevent censoring versus the mortality under an intervention to prevent censoring and to delay intubation by one day as specified above. Specifically, we estimate the total effect defined as $E[Y(\bar{A}^d, \bar{J}(\bar{A}^d)) - Y(\bar{A}, \bar{J}(\bar{A}))]$, where d is defined in (5) and Y is four-day *survival rate* under an intervention to prevent censoring. The indirect effect is thus defined as $E[Y(\bar{A}, \bar{J}(\bar{A}^d)) - Y(\bar{A}, \bar{J}(\bar{A}))]$, and the direct effect is $E[Y(\bar{A}^d, \bar{J}(\bar{A}^d)) - Y(\bar{A}, \bar{J}(\bar{A}^d))]$.

Although there is high uncertainty in the results, the point estimates support the hypothesis that invasive mechanical ventilation reduces mortality through mechanisms other than acute kidney failure. However, the effect through acute kidney failure is larger than the effect through all other mechanisms, resulting in an overall harmful effect of invasive mechanical ventilation on mortality. The estimated value of the total effect indicates that delaying intubation by one day would reduce mortality by 5.9 percentage points, with a standard error of 3.8 percentage points.

For an additional analysis of effect modification by observed covariates, see Section S7 of the supplement.

4.4 Mediation and treatment decisions

Here, we present a conjectured approach for how mediation analysis might inform treatment decisions. For the purpose of exposition, consider a setting with a single timepoint where we label the observed data as $O = (W, A, M, Y)$, where A is intubation status, M is the occurrence of AKI, W are a set of pre-treatment confounders, and Y is survival. In studies of medical interventions, it is often of interest to decide an optimal treatment rule; that is, a function $d(W)$ mapping covariates to treatment values that maximize the probability of survival of a patient presenting with measured variables W . However, in the case of critical care for a relatively new and evolving disease, doctors would likely prefer to incorporate contextual indicators, patient-specific factors, and clinical judgment rather than to strictly rely on a mathematical rule constructed from previous data. (See Gallifant et al. [2022] for a critical review of existing academic literature promoting the use of artificial intelligence for mechanical ventilation decisions and Mathur and Burns [2019] for an overview of professional challenges that ICU physicians might face in applying algorithmic systems to their practice.) On the other hand, a mediation analysis of the kind we are proposing may be useful in providing a *partial* treatment rule, insofar as it might identify a subset of patients who should *not* receive intubation (i.e., those whose respiratory failure might recover without IMV and for whom IMV would introduce unnecessary risks), while leaving undecided the treatment given to patients outside this subset.

Specifically, we note again that the overall effect of intubation on survival can be represented as a combination of the effects through the mediating variable (AKI), and “direct” effects that do not operate through the mediator. (Because we are estimating “interventional” rather than “natural” effects [VanderWeele et al., 2014, Miles et al., 2015], this “overall effect” is not quite equal to the ordinary average treatment effect of intubation on survival, but it can be thought of in a similar way as a heuristic approximation; as described in Section 1, this substitution is done for the purpose of identification.) In principle, both the indirect and direct effects could be beneficial (increasing probability of survival) or harmful (decreasing probability of

survival). When these effects are in contrary directions, it may be said that the process exhibits “inconsistent mediation” [MacKinnon et al., 2000]. In the current clinical context, we might discount the existence of beneficial indirect effects (i.e., that intubation causes survival by preventing AKI), even at the individual level. Then, for any individual predicted to experience a harmful *direct* effect of treatment, the total effect of intubation on survival can be expected to be at least as poor. This line of reasoning provides a conservative basis for *excluding* a subset of patients from treatment.

By contrast, one could attempt to estimate the total effect for all patients and exclude any patients with a negative value, but this shuts out the possibility of additional decision-making input from physicians and ignores the possibility of ameliorating the indirect effects (i.e., that additional interventions could be put in place to mitigate the probability of AKI for patients under intubation).

While we are not advocating that such a treatment rule be applied immediately to patients similar to the ones under study, we believe the information gleaned from this analysis could be useful in future research. In particular, whether beneficial indirect effects could be plausible for some individuals, and what interventions could be put in place to prevent AKI in intubated individuals, do not appear to be well-established in the literature, but can be informed from such analyses. Aside from the current application, this framework could be useful for any treatment scenario where such conditions (the ability to mitigate harmful indirect effects and/or the absence of beneficial indirect effects) are fulfilled.

5 Discussion

Causal mediation analysis is a complex problem, especially in settings with time-varying and/or continuous exposures, mediators, and confounders; we have provided a framework and technique to handle these intricacies. We have argued that mediation analysis can be helpful in clinical decision-making and in formulating preliminary models of causal mechanisms. In addition, we have highlighted the medical importance of inconsistent mediation and its potential role in informing critical care. For this purpose, estimating conditional effects can help to identify the relevant subgroups and to understand the biological factors driving the inconsistency. The application to COVID-19 hospital data, while leaving much room for uncertainty, lends some credence to concerns regarding risks of early intubation through acute kidney injury. Further research might investigate approximate methods to ameliorate the computational costs associated with the sequential regression, which might grow quickly with the number of timepoints.

6 Acknowledgments

This work was supported through a Patient-Centered Outcomes Research Institute (PCORI) Project Program Award (ME-2021C2-23636-IC).

Table 1: Total, direct, and indirect effect of delaying invasive mechanical ventilation by one day on survival operating through acute kidney failure (presented as intervention minus baseline; positive values indicate that delaying intubation is beneficial).

	Effect	Standard Error
Total	0.059	0.038
Direct (i.e., not through AKI)	-0.024	0.039
Indirect (i.e., through AKI)	0.083	0.027

Supplementary Materials for

Identification and estimation of mediational effects of longitudinal modified treatment policies

S1 Technical note on notation

In the proofs that follow, any variable with index $t \leq 0$ should be interpreted as null, and a distribution conditional on null variables are marginal. Any summation expression with no terms (e.g., $\sum_{t+1}^t W_t$) are equal to zero, and any product with no factors is equal to one.

S2 Identification (Theorem 1)

Proof By the law of total expectation, we can write

$$\begin{aligned}\theta &= \mathbb{E}[Y(\bar{A}^{d'}, \bar{J}(\bar{A}^{d^*}))] \\ &= \mathbb{E}[\mathbb{E}[Y(\bar{A}^{d'}, \bar{J}(\bar{A}^{d^*})) \mid J(\bar{A}^{d^*})]] \\ &= \sum_{\bar{m}} \mathbb{E}[Y(\bar{A}^{d'}, \bar{J}(\bar{A}^{d^*})) \mid \bar{J}(\bar{A}^{d^*}) = \bar{m}] * \mathbb{P}(\bar{J}(\bar{A}^{d^*}) = \bar{m}) \\ &= \sum_{\bar{m}} \mathbb{E}[Y(\bar{A}^{d'}, \bar{m}) \mid \bar{J}(\bar{A}^{d^*}) = \bar{m}] * \mathbb{P}(\bar{J}(\bar{A}^{d^*}) = \bar{m})\end{aligned}$$

Since \bar{J} is defined to be distributed like \bar{M} and independent of all data,

$$= \sum_{\bar{m}} \mathbb{E}[Y(\bar{A}^{d'}, \bar{m})] * \mathbb{P}(\bar{M}(\bar{A}^{d^*}) = \bar{m})$$

Given policies d' and d^* , we let $\varphi(\bar{m}) = \mathbb{E}[Y(\bar{A}^{d'}, \bar{m})]$ and $\lambda(\bar{m}) = \mathbb{P}(\bar{M}(\bar{A}^{d^*}) = \bar{m})$ and will show that φ and λ are equivalent to the expressions given in the theorem.

First, for φ , we consider the relabeled dataset where for all $t \leq \tau$, $(L_t, Z_t) = (C_{2t-1}, C_{2t})$ and $(A_t, M_t) = (E_{2t-1}, E_{2t})$. In this case, the expression $Y(\bar{A}^{d'}, \bar{m})$ is the expected value of the counterfactual outcome of the longitudinal modified treatment policy setting the values of E to the corresponding values $\bar{A}^{d'}$ and \bar{m} . Similarly to Díaz et al. [2023b], this expression is identified by the following strategy.

Let $\mu_{2\tau+1} = Y$ and for $t = 2\tau, \dots, 1$ recursively define

$$\mu_t(e_t, h_t) = \mathbb{E}[\mu_{t+1}(E'_{t+1}, H_{t+1}) \mid E_t = e_t, H_t = h_t]$$

where H_t denotes all variables prior to E_t . Then by integration, $\mathbb{E}[Y(\mathbf{E}^{d'})] = \mathbb{E}[\mu_1(E'_1, C_1)]$.

Noting that the desired intervention on \bar{m} is not stochastic (and thus the mediation component of the intervention d' can be passed into the Q-functions as the future histories m_t); thus one can see that substituting variables is sufficient to recognize, when d' is the intervention setting E to the values of $\bar{A}^{d'}$ and \bar{m} , the relation $\mathbb{E}[\mu_1(E'_1, C_1)] = \mathbb{Q}'_{L,0}(\bar{m})$, as in the Theorem.

For $\lambda(\bar{m}) = \mathbb{P}(\bar{M}(\bar{A}^{d^*}) = \bar{m})$, we again relabel the data, this time grouping L, Z, M as $S_t = (L_t, Z_{t-1}, \bar{M}_{t-1})$ (and again suitably altering the meaning of H_t to denote all variables before A_t , or $H_{A,t}$ in the original labeling). Then $\bar{M}(\bar{A}^{d^*})$ is simply a projection of the outcome $S_{\tau+1}$ under the longitudinal

modified treatment policy \bar{A}^{d*} . Denoting this projection as $S_t^m = \bar{M}_{t-1}$, we can write $P(\bar{M}(\bar{A}^{d*}) = \bar{m}) = E[\mathbb{K}(S_{\tau+1}^m = \bar{m})]$ and we can again apply a similar identification strategy.

As a shorthand, let $\mathbb{K}_{\tau+1}^{\bar{m}} = \mathbb{K}(S_{\tau+1}^m = \bar{m})$. Let $\rho_{\tau+1} = \mathbb{K}_{\tau+1}^{\bar{m}}$ and for $t = \tau, \dots, 1$ recursively define

$$\rho_t(a_t, h_t) = E[\rho_{t+1}(A_{t+1}^*, H_{t+1}) \mid A_t = a_t, H_t = h_t]$$

Then by integration we have $\lambda(\bar{m}) = E[\rho_1(A_1^*, S_1)]$. We will show that this expression is equivalent to $Q_{M,0}^*(\bar{m})$ as in the Theorem.

First, by definition we have

$$\rho_\tau(a_\tau, h_\tau) = E[\mathbb{K}_{\tau+1}^{\bar{m}} \mid A_\tau = a_\tau, H_t = h_\tau]$$

The conditioning event fixes all mediator values but the final one, so we can write

$$\begin{aligned} &= \mathbb{K}(S_\tau^m = \bar{m}_{\tau-1})P(M_\tau = m_\tau \mid A_\tau = a_\tau, H_t = h_\tau) \\ &= \mathbb{K}(S_\tau^m = \bar{m}_{\tau-1})E[\mathbb{K}(M_\tau = m_\tau) \mid A_\tau = a_\tau, H_t = h_\tau] \end{aligned}$$

By definition,

$$= \mathbb{K}(S_\tau^m = \bar{m}_{\tau-1})Q_{M,\tau}^*(m_\tau)$$

Then for $t = \tau - 1$, we similarly have

$$\begin{aligned} \rho_{\tau-1}(a_{\tau-1}, h_{\tau-1}) &= E[\rho_\tau(A_\tau^*, H_\tau) \mid A_{\tau-1} = a_{\tau-1}, H_t = h_{\tau-1}] \\ &= E[\mathbb{K}(S_\tau^m = \bar{m}_{\tau-1})Q_{M,\tau}^*(m_\tau) \mid A_{\tau-1} = a_{\tau-1}, H_t = h_{\tau-1}] \\ &= \mathbb{K}(S_{\tau-1}^m = \bar{m}_{\tau-2})E[\mathbb{K}(M_{\tau-1} = m_{\tau-1})Q_{M,\tau}^*(m_\tau) \mid A_{\tau-1} = a_{\tau-1}, H_t = h_{\tau-1}] \\ &= \mathbb{K}(S_{\tau-1}^m = \bar{m}_{\tau-2})Q_{M,\tau-1}^*(m_{\tau-1}) \end{aligned}$$

Repeated iterations yield the pattern

$$\rho_t(a_t, h_t) = \mathbb{K}(S_t^m = \bar{m}_{t-1})Q_{M,t}^*(m_t)$$

Thus $\lambda(\bar{m}) = E[\rho_1(A_1^*, S_1)] = E[Q_{M,1}^*(\bar{m})] = Q_{M,0}^*(\bar{m})$ as desired. \square

S3 IPW identification

Díaz et al. [2021] gives, for a general longitudinal modified treatment policy \bar{A}^d and outcome Y (without explicit mediation or intermediate confounders):

$$E[Y(\bar{A}^d)] = E\left[Y \prod_{t=1}^{\tau} \frac{g_t^d(a_t | h_{A,t})}{g_t(a_t | h_{A,t})}\right]$$

Applying this result after relabeling the data exactly as in the preceding Section S2 (respectively for each estimand) immediately yields the given IPW expressions for φ and λ .

S4 More on interpretation of interventional Effects

S1 Difference between interventional and natural effects

Natural direct and indirect effects aim to decompose the total effect of an exposure A on an outcome Y through a mediator M . However, when there exists an intermediate confounder Z that is affected by A and also influences both M and Y , identifying these natural effects becomes mathematically infeasible.

Consider the following structural causal model (SCM), represented by the structural equations:

$$\begin{aligned}L &= f_L(U_L), \\A &= f_A(L, U_A), \\Z &= f_Z(L, A, U_Z), \\M &= f_M(L, A, Z, U_M), \\Y &= f_Y(L, A, Z, M, U_Y),\end{aligned}$$

where L represents baseline covariates, and U_L, U_A, U_Z, U_M, U_Y are independent exogenous variables. The variable Z is an intermediate confounder affected by A , which also influences both M and Y . This model represents a single timepoint, but similar principles apply to the longitudinal case.

The natural direct effect (NDE) and natural indirect effect (NIE) are defined as follows:

$$\text{NDE}(a, a') = \text{E}[Y(a, M(a'))] - \text{E}[Y(a', M(a'))],$$

$$\text{NIE}(a, a') = \text{E}[Y(a, M(a))] - \text{E}[Y(a, M(a'))],$$

where $Y(a, M(a'))$ denotes the potential outcome when the exposure is set to a and the mediator is set to the value it would have taken under exposure a' .

To compute $Y(a, M(a'))$, we need to consider the outcome Y when the exposure is set to a and the mediator is set to $M(a')$. However, $Y(a, M(a'))$ inherently depends on both $Z(a)$ and $Z(a')$ because:

$$Y(a, M(a')) = f_Y(f_L(U_L), a, Z(a), M(a'), U_Y),$$

and

$$M(a') = f_M(f_L(U_L), a', Z(a'), U_M),$$

where

$$Z(a) = f_Z(f_L(U_L), a, U_Z), \quad Z(a') = f_Z(f_L(U_L), a', U_Z).$$

The problem arises because $Z(a)$ and $Z(a')$ are potential outcomes of Z under different exposures a and a' , respectively, and they are functions of the same exogenous variable U_Z . They are not independent, nor can the joint distribution of $(Z(a), Z(a'))$ be identified.

Interventional direct and indirect effects offer an alternative framework that overcomes this limitation. The interventional direct effect (IDE) is defined as the difference in expected outcomes when the exposure is set to a and the mediator is intervened to follow the *distribution* it would have under exposure a' , compared to when both the exposure and mediator are set to a' . Mathematically, this can be expressed as:

$$\text{IDE}(a, a') = \text{E}[Y(a, J(a'))] - \text{E}[Y(a', J(a'))],$$

where $J(a')$ represents the mediator values drawn from the distribution under exposure a' .

Similarly, the interventional indirect effect (IIE) measures the difference in expected outcomes when the exposure is set to a with the mediator drawn from its distribution under exposure a , versus exposure a with the mediator drawn from its distribution under a' :

$$\text{IIE}(a, a') = \text{E}[Y(a, J(a))] - \text{E}[Y(a, J(a'))].$$

Defined this way, the effects *are* identifiable, because $J(a)$ is defined only to come from the distribution of $M(a)$ rather than as the value of M for a given individual (which would depend on that individual's value for $Z(a)$). In particular, $\text{E}[Y(a, J(a'))]$ does *not* depend on the joint distribution of $(Z(a), Z(a'))$ because $J(a')$ is by definition independent of other variables.

While this interventional parameter is more plausibly identifiable, it has some drawbacks in terms of interpretability. For example, it does not decompose the average treatment effect:

$$\text{IDE}(a, a') + \text{IIE}(a, a') = \text{E}[Y(a, J(a))] - \text{E}[Y(a', J(a'))]$$

which is *not* necessarily equal to $\text{E}[Y(a)] - \text{E}[Y(a')]$. This is in contrast to the natural effects, since $\text{E}[Y(a, M(a))] - \text{E}[Y(a', M(a'))]$ *does* equal $\text{E}[Y(a)] - \text{E}[Y(a')]$ since $Y(a, M(a)) = Y(a)$.

Further, Miles [2023] has shown that without additional assumptions, the interventional effects do not necessarily equal zero when there are no individual-level effects, which also detracts from its scientific interpretability.

S2 Subtleties for longitudinal data

When treatment is applied via an LMTP at multiple timepoints, the intuitive distinction between direct and indirect effects becomes somewhat more complicated. However, it can be made more concrete by recognizing the fact presented in Proposition 1 which follows below.

Definition 1. For a given causal DAG, we say a “causal pathway” from some node A to some node Y is a sequence of nodes $(A, V_1, V_2, \dots, V_n, Y)$ connected by arrows where a manipulation of the value of A has the effect of changing the value of Y by directly changing the value of V_1 , which in turn changes the value of V_2 , etc., up to Y .

Definition 2. A causal pathway (A, V_1, \dots, V_n, Y) is “blocked” for some comparison between interventions α and β if α and β have the effect that at least one of $A, V_1, V_2, \dots, V_n, Y$ has the same value under α and β for each observation.

For a more in-depth description of the concept of causal pathways, the interested reader may consult, for example, Pearl [1998].

Proposition 1. In the structural causal model given in Figure 1 of the main paper, let the nodes labeled A and M be denoted the “interventional nodes.” If every causal pathway from A_i (for some i) to Y has M_j (for some j) as the last interventional node, then the natural direct effect of any LMTP is zero.

Proof Consider arbitrary LMTPs d_1 and d_2 . Then the natural direct effect is composed of differences of the form

$$Y(\bar{A}^{d_2}, \bar{M}(\bar{A}^{d_1})) - Y(\bar{A}^{d_1}, \bar{M}(\bar{A}^{d_1}))$$

The two terms of this contrast arise from two causal models where the mediator variables are identical. Therefore, any pathway $A_i \rightarrow M_j \rightarrow \mathbf{V} \rightarrow Y$ is blocked and cannot give rise to differences in Y , where \mathbf{V} is any set of nodes that doesn't include a treatment node. More precisely, any node after M_j which is not

a treatment node is, for both terms of the contrast, generated from a causal model with M_j arising from d^1 , and therefore there can be no differences through such a path. \square

This means, in other words, that effects that have a mediator variable as the *proximate* interventional cause as the outcome are not captured in the natural direct effect.

However, with LMTPs, there are some subtleties regarding causal pathways that do not arise with static interventions. Importantly, it is not the case that *any* pathway through a mediator is not captured in the natural direct effect, because the mediator can affect later treatment nodes through the LMTP, as the following example shows.

Consider variables (A_1, M_1, A_2, M_2, Y) , where A are treatments, M are mediators, and Y is the outcome. We can consider the effect of setting A_1 to 1 and letting A_2 arise naturally, versus allowing both treatments to arise naturally. Then the natural direct effect is, explicitly,

$$E[Y(A_1 = 1, M_1(A_1), A_2(A_1 = 1, M_1(A_1 = 1)), M_2(A_1, M_1(A_1), A_2(A_1, M_1(A_1)))) - Y]$$

which we can abbreviate for clarity as

$$NDE = E[Y(A_1 = 1, M_1, A_2(A_1 = 1, M_1(A_1 = 1)), M_2) - Y]$$

where M_1, M_2 are the “natural” values of the mediator. The presence of the counterfactual expression $A_2(A_1 = 1, M_1(A_1 = 1))$ indicates that if there is a causal pathway $A_1 \rightarrow M_1 \rightarrow A_2 \rightarrow Y$, then it will appear as part of the direct effect even though it involves a mediator.

A few more remarks are in order about this issue. First, the interventional effects we consider (as opposed to natural effects) need not respect a similar restriction to Proposition 1. The analogous limitation is true in the single-timepoint case as well, even for static treatments [Miles, 2023]. Further, we have stated only a condition about when the direct effect must be zero, rather than attempting to quantify its size when it is nonzero. We conjecture that its size will correspond to the aggregation of pathways with a treatment node as the last interventional node in the pathway (and, correspondingly, that the indirect effect will correspond to the aggregation of pathways with a mediator node as the last), but precise results seem challenging for nonparametric models and require further research.

S5 More on estimation

The theory of semiparametric inference allows for the analysis of estimators of parameters (e.g., causal effects) without restricting P to a parametric model. Standard references include van der Vaart [1998] and Bickel et al. [1997]. In our case, we are particularly interested in *nonparametric* inference which places *no* restrictions on P other than the identification assumptions, particularly those related to positivity.

A given estimator $\hat{\theta}$ of θ is consistent and asymptotically linear if for some function S (which may depend on nuisance parameters) of the observations O we have

$$\sqrt{n}(\hat{\theta} - \theta) = \frac{1}{\sqrt{n}} \sum_{i=1}^n S(O_i) + o_P(1)$$

By the central limit theorem, such an estimator converges to a normal random variable with variance $\text{Var}[S(O)]$ at the rate of \sqrt{n} . The function S is called the *influence function* of the estimator, and this convergence allows the construction of Wald-type confidence intervals. A central object in semiparametric theory is the *efficient influence function*, the variance of which provides an asymptotic lower bound on the variance of consistent regular and asymptotically linear estimators of a given parameter. Thus, if one can prove that a proposed estimator is asymptotically linear and has variance equal to the efficient influence

function (this occurs when S is the efficient influence function), then that estimator is a strong candidate for use in data analyses.

A considerable body of literature has studied semiparametric estimation of total causal effects of static and dynamic interventions using sequential regression [e.g., Robins, 2000, van der Laan and Robins, 2003, Bang and Robins, 2005, van der Laan and Rubin, 2006, van der Laan and Rose, 2011, Luedtke et al., 2017, Rotnitzky et al., 2017, van der Laan and Rose, 2018]. Typically, the approach involves the estimation of both the regression functions (in this case, the prediction of Z , M , and L conditional on their past) and the probability of treatment. These procedures have the property that the rate of convergence of the estimator for the treatment effect is equal to the *product* of the rates of convergences of the outcome and treatment estimators; this allows flexible machine learning models that converge at rates slower than “parametric” \sqrt{n} rate, as long as their product converges at \sqrt{n} rate (e.g., each nuisance parameter can be estimated at $n^{1/4}$ rate). In particular, if either model is consistent, then the treatment effect estimator is consistent.

The requisite $n^{1/4}$ -rate estimator convergence is achievable for some certain classes of flexible predictors, including LASSO [Bickel et al., 2009], highly adaptive LASSO [Benkeser and Van Der Laan, 2016], random forests [Wager and Walther, 2015], and neural networks [Chen and White, 1999] though we have not verified this fact for each estimator implemented in Super Learner. One may also consult the discussion of convergence rates for machine learning estimators in Section 3 of [Chernozhukov et al., 2018]. We also note that if (correctly specified) parametric models are used, then the assumption can be easily verified. Overall, while the theoretical convergence rates of nonparametric estimators may be difficult to verify, we recommend the doubly robust procedure we have presented because it provides the best chance for appropriate uncertainty quantification while minimizing the possibility of model misspecification.

As given below, the algebraic form of the efficient influence function for our parameter is identical to that of the parameter studied in Díaz et al. [2023b], except that the definitions of the IPW functions (G' and G^*) and the iterative regressions (Q-functions) change to accommodate the LMTP generalization. The proofs and arguments for all the following claims mirror those of Díaz et al. [2023b] and are therefore omitted here. To give an expression for the efficient influence function for θ , we must introduce the following functions, which can be understood intuitively as doubly robust analogs of the Q- functions (see Rubin and van der Laan [2007]).

$$D_{L,t}(X_t, m_t) = \sum_{s=t}^{\tau} K'_{t+1,s} H_{t,s} \{Q_{Z,s+1} - Q_{L,s}\} + \sum_{s=t+1}^{\tau} K'_{t+1,s} H_{t,s-1} \{Q_{L,s} - Q_{Z,s}\} + Q_{L,t} \quad (S1)$$

$$D_{Z,t}(X_t, m_t) = \sum_{s=t}^{\tau} K'_{t,s} H_{t,s} \{Q_{Z,s+1} - Q_{L,s}\} + \sum_{s=t}^{\tau} K'_{t,s} H_{t,s-1} \{Q_{L,s} - Q_{Z,s}\} + Q_{Z,t} \quad (S2)$$

$$D_{M,t}(X_t, m_t) = \sum_{s=t}^{\tau} K^*_{t,s} \left[\prod_{k=t}^{s-1} \mathbb{1}(M_k = m_k) \right] [\mathbb{1}(M_s = m_s) Q_{M,s+1} - Q_{M,s}] + Q_{M,t} \quad (S3)$$

Then, we have the following:

Theorem 1 (Efficient influence function for θ). *The efficient influence function for θ in the nonparametric model is given by*

$$S(X, \eta) = \sum_{\bar{m} \in \bar{\mathcal{M}}} [\{D_{Z,1}(X, \bar{m}; \eta) - \varphi(\bar{m})\} \lambda(\bar{m}) + \{D_{M,1}(X, \bar{m}; \eta) - \lambda(\bar{m})\} \varphi(\bar{m})]$$

where $\bar{\mathcal{M}}$ is the space of possible values for the mediator variables.

Proof See the proof of Theorem 2 of Díaz et al. [2023b]. □

The algorithm used to estimate θ is given as Algorithm 1 in Díaz et al. [2023b], where in our case the IPW weights are replaced with probability ratios as described in Section 3.2. The algorithm consists of the following steps. First, we set $\hat{D}_{Z,\tau+1} = Y$ and $\hat{D}_{M,\tau+1} = 1$. Then, beginning at $t = \tau$, we calculate $\hat{Q}_{L,t}$ as the nonparametric regression prediction of $\hat{D}_{Z,t+1}$, onto preceding variables. (The method is agnostic as to the choice of regression technique, but we recommend nonparametric or “data-adaptive” approaches; see Section 4.3 of the main text for the specific tools we use in our data analysis.) Then, we nonparametrically estimate the functions g and G (as in Section 3.2), and $\hat{D}_{L,t}$ is calculated by plugging in all the nuisance functions estimated so far into its definition (in equation S1). Similarly, $\hat{Q}_{Z,t}$ comes from a nonparametric regression of $\hat{D}_{L,t}$, and $\hat{Q}_{M,t}$ comes from a nonparametric regression of $\mathbb{I}(M_t = m_t)\hat{D}_{M,t+1}$. Then $\hat{D}_{Z,t}$ is estimated from equation S2 and $\hat{D}_{M,t}$ is estimated from equation S3. This is repeated for $t = \tau - 1, \tau - 2, \dots, 1$. Finally, the mean of $\hat{D}_{Z,1}$ is used as an estimator for ϕ , and the mean of $\hat{D}_{M,1}$ is taken as an estimator of λ , which are plugged into the identifying formula of Theorem 1 to estimate θ . (Note that the use of the D-functions in this way is motivated by Lemma 1 of Díaz et al. [2023b].) The estimated variance of the efficient influence function (Theorem 1) is used to estimate the standard error. The procedure makes use of cross-fitting in all regression functions to ensure that the asymptotic linearity result above holds without restrictions on the complexity of the form of the machine learning estimators, thereby yielding valid statistical inference under mild conditions [Zheng and van der Laan, 2011, Chernozhukov et al., 2018]. See Section 5 of Díaz et al. [2023b] for additional discussion of the convergence of the estimator described in that paper, which also applies to the current case.

S6 More on the structure of the observed data and intervention

S1 Measured covariates

Baseline confounders include age, sex, race, ethnicity, body mass index (BMI), hospital location, home oxygen status, and comorbidities (e.g., hypertension, history of stroke, diabetes mellitus, coronary artery disease, active cancer, cirrhosis, asthma, chronic obstructive pulmonary disease, interstitial lung disease (ILD), HIV infection, and immunosuppression), and are included in L_1 . Time-dependent confounders Z_t and L_t include vital signs (e.g., highest and lowest respiratory rate, oxygen saturation, temperature, heart rate, and blood pressure), laboratory results (e.g., C-Reactive Protein, BUN creatinine ratio, activated partial thromboplastin time, creatinine, lymphocytes, neutrophils, bilirubin, platelets, D-dimer, glucose, arterial partial pressure of oxygen, and arterial partial pressure of carbon dioxide).

S2 Missingness and censoring

In cases of missing baseline confounders, mean substitution with an additional variable to indicate missingness is used. For missing data at later timepoints, the last observation is carried forward. Patients are censored at their day of hospital discharge, as AKI and vital status were unknown after this point.

S3 Time of observation

Throughout, we have assumed that τ , the length of follow-up, is equal for all observations. While this may sound like a restriction, we do not actually assume that all units are observed for the entire length of follow-up. Censored variables are all assigned a qualitative value indicating “censored,” and variables occurring after mortality are assigned a qualitative value indicating “mortality.” For our scientific study, we

have $\tau = 4$. For censored values, we adopt the procedure of including an intervention in our estimands to “prevent censoring,” which has the consequence that all outcome models at time t are fitted only with units that are uncensored at time t .

S4 Censoring and survival

Although we are mainly scientifically interested in the intervention to delay intubation, we re-iterate here that part of the intervention we consider is to “prevent censoring”; this intervention applies to both treatment arms we are comparing (status quo and delay intubation). What this means practically is that outcomes are estimated for censored observations based on our estimates of the nuisance functions. While this may introduce some uncertainty relative to an uncensored data set, it does not induce bias unless the censoring at random assumption is violated. While censored individuals might be thought a priori to be, for example, more healthy (if they are discharged), our goal has been to control for enough baseline and time-varying covariates to make such *conditional* differences minimal. Statistically, our procedure has the effect that censored observations do not provide *direct* information about the effect of the intervention to delay intubation (because they do not provide outcome data), but they do inform the estimates of nuisance functions that contribute to the estimation of the effect.

However, we recognize that discharge could be considered a competing event and that incorporating that aspect of the problem could be a meaningful extension. Our analysis illustrates the method, but future work could extend this approach to incorporate competing risks, enhancing the interpretability of results in a substantive application. For a full-length discussion of the approach we are using for censoring, see Young et al. [2020].

S5 Survival analysis and effect parametrization

Often, “survival analysis” is performed by analyzing differences in hazard functions, either semi-parametrically through a proportional hazards assumption and Cox regression or through distribution-free hypothesis testing with the logrank test. Although such methods are plausible, in the context of causal inference it is more natural to define a specific parameter that quantifies the scientific effect to be estimated. In this case, the parameter is the difference in mortality rates between two different treatment regimes: one the status quo intervention, and one the intervention with delayed intubation. Thus, the form of the parameter is fundamentally no different from treatment effects in non-survival contexts except that censoring is considered. To add extra temporal dimensions to the results, one could repeat the analysis for multiple values of follow-up time or delay time, but we have chosen to estimate just one parameter for the current study.

S7 Effect modification in the AKI study

Here, we aim to identify treatment effect modifiers that can be used to predict which patients are at a higher risk of a harmful effect through AKI, and which patients are likely to benefit due to all other mechanisms. Rigorously estimating interpretable conditional average treatment effects, or treatment effects given some covariate values, is notoriously difficult, especially when continuous covariates are considered (see for example Kennedy et al. [2017] for a review of the state-of-the-art in estimation of conditional effects). For simplicity and interpretability, we can approach this by following a strategy presented in Rudolph and Díaz [2022]. Specifically, we regress the influence function (see Theorem 1) for the interventional direct effect of intubation onto baseline covariates. (It is easily shown that the conditional (on covariates) expectation of the (uncentered) influence function for the ATE in standard settings is equal to the conditional average treatment effect; for the extension of this principle to the LMTP case see equation 6 of Díaz et al. [2021]. To derive

the influence function of the direct and indirect effects, note that the influence function for the difference of two parameters is equal to the difference of the influence functions of those parameters.)

Thus, we estimated univariate effect modification for each baseline variable by linear regression of the efficient influence function of the direct and indirect effect shown in equations 1 and 2 on each variable at a time, where we use the slope of the regression as a measure of effect modification. We show only the ten variables with the largest absolute value for univariate effect modification in Table S2. (If we were predominantly interested in the application of a treatment rule based on mediation effects, as described in Section 4.4, then it would be more appropriate to regress the influence function onto multiple covariates simultaneously; here we focus on the simple regressions to provide a more straightforward summary.)

First, we note that this analysis is exploratory; some subsets may have relatively small sample sizes and we have not calculated standard errors. However, interstitial lung disease (ILD) is the most important variable for effect modification for both the indirect effect through AKI and the direct effect through other mechanisms. The negative effect modification parameter for ILD in Table S2b implies that delaying IMV in patients with ILD has a worse effect on survival (i.e., is more harmful/less beneficial) due to mechanisms other than AKI than in patients without ILD, whereas the positive effect modification parameter in Table S2a means that delaying IMV in patients with ILD has a better effect on survival (i.e., is less harmful/more beneficial) due to AKI than in patients without ILD. The former effect can be explained by the fact that delaying intubation may be riskier in patients with ILD; the latter effect (smaller in size) might be due to the fact that patients with ILD are more likely to experience mortality due to lung failure rather than AKI.

Likewise, Table S2a shows that delaying IMV in patients with cancer, chronic obstructive pulmonary disease (COPD), high lymphocyte count, costovertebral angle tenderness (CVA), coronary artery disease (CAD), high creatinine values, and those who used home oxygen, has a better effect on survival (i.e., is less harmful/more beneficial) due to AKI than in patients without those conditions. Delaying IMV in patients who have cirrhosis or who are current smokers has a worse effect on survival (i.e., is more harmful/less beneficial) due to AKI than in patients without those conditions.

The results in Table S2b show that delaying intubation in patients who are immunosuppressed, use home oxygen, or are white, has a worse effect on survival (i.e., is more harmful/less beneficial) due to mechanisms other than AKI than in patients outside those categories. Lastly, delaying intubation in patients with high creatinine values, asthma, CVA, cirrhosis, high bilirubin, and who are former smokers, has a better effect on survival (i.e., is less harmful/more beneficial) due to mechanisms other than AKI than in patients without those conditions.

We emphasize that given the high standard errors in the effect estimates, this summary should be seen as an exploratory demonstration of our methodology; further research is needed to establish firm scientific conclusions about the effects of the timing of IMV.

Table S2: Most important effect modifiers for the direct and indirect effect of invasive mechanical ventilation on survival through acute kidney failure, as measured by the slope of a simple linear regression of the efficient influence function. Variables with negative slopes indicate populations with lower effects (calculated as intervention minus baseline; positive values indicate that delaying intubation is relatively less harmful/more beneficial).

Variable	Slope	Variable	Slope
ILD	0.34	ILD	-1.06
Cancer	0.32	Creatinine	0.69
COPD	0.25	Asthma	0.69
Lymph. count	0.23	CVA	0.65
CVA	0.16	Cirrhosis	0.38
CAD	0.15	Immunosuppressed	-0.26
Current smoker	-0.13	Bilirubin	0.25
Cirrhosis	-0.12	Former smoker	0.22
Creatinine	0.10	Home oxygen	-0.18
Home oxygen	0.10	White	-0.17

(a) Effect modifiers for the effect of delaying IMV on survival through AKI.

(b) Effect modifiers for the effect of delaying IMV on survival independent of AKI.

S8 Simulation study

To test the accuracy of our estimator, we undertook a simulation study described by the following data-generating distribution.

$$\begin{aligned}
 L_1 &\sim \mathcal{N}(0, 1) \\
 A_1 &\sim \text{Bernoulli}\left(\frac{1}{3} + \frac{1}{3}\text{logit}^{-1}(0.5L_1)\right) \\
 Z_1 &\sim \mathcal{N}(0.5(-L_1 + A_1 - 0.5), 1) \\
 M_1 &\sim \text{Bernoulli}\left(\frac{1}{3} + \frac{1}{3}\text{logit}^{-1}(0.5(L_1 - A_1 - Z_1 + 0.5))\right) \\
 L_2 &\sim \mathcal{N}(0.5(-L_1 + A_1 + Z_1 - M_1), 1) \\
 A_2 &\sim \text{Bernoulli}\left(\frac{1}{3} + \frac{1}{3}\text{logit}^{-1}(0.5(L_1 - A_1 - Z_1 + M_1 + L_2))\right) \\
 Z_2 &\sim \mathcal{N}(0.5(-L_1 + A_1 + Z_1 - M_1 - L_2 + A_2 - 0.5), 1) \\
 M_2 &\sim \text{Bernoulli}\left(\frac{1}{3} + \frac{1}{3}\text{logit}^{-1}(0.5(L_1 - A_1 - Z_1 + M_1 + L_2 - A_2 - Z_2 + 0.5))\right) \\
 Y &\sim \mathcal{N}(0.5(-L_1 - A_1 - Z_1 - M_1 + L_2 + UA_2 - Z_2 + VM_2), 1)
 \end{aligned}$$

where $U, V \in -1, 1$ are parameters that vary across simulation scenarios. We vary the sample size $n \in (1000, 5000)$. Each combination of U, V, n is run for 300 replicates.

We consider two treatment policies; d is the status quo (according to the data-generating process), and d' is the intervention that sets $A_1 = 1$ and then samples A_2 naturally, according to the data-generating process. Our estimand of interest is $\theta = \mathbb{E}[Y(\bar{A}^{d'}, J(\bar{A}^d))]$ (see main paper for an explanation of this notation). The true value of the target parameter is $\theta(U, V) = (U - 1.25 + V/2)/2$.

Estimation was performed using the `lcmntp` package with cross-fitting ($K = 3$ folds) and an ensemble of learners in the Super Learner framework [van der Laan et al., 2007] including mean, GLM, multivariate adaptive regression splines, and random forest. For each parameter combination (n, U, V) , 300 simulation replicates were conducted.

n	U	V	θ	$n \cdot \text{MSE}$	Coverage
$1 \cdot 10^3$	-1	-1	-1.375	3.872	0.950
$5 \cdot 10^3$	-1	-1	-1.375	4.039	0.930
$1 \cdot 10^3$	-1	1	-0.875	3.255	0.963
$5 \cdot 10^3$	-1	1	-0.875	3.797	0.953
$1 \cdot 10^3$	1	-1	-0.375	4.486	0.920
$5 \cdot 10^3$	1	-1	-0.375	3.827	0.943
$1 \cdot 10^3$	1	1	0.125	3.296	0.947
$5 \cdot 10^3$	1	1	0.125	3.591	0.963

Table S3: Summary of simulation scenarios and results. The table presents the sample size (n), parameters U and V , the true parameter value (θ), the product of the sample size and mean squared error ($n \cdot \text{MSE}$), and the coverage probability for each scenario in the simulation study.

As shown in the figures and table, the method demonstrates good accuracy (with steady $n \cdot \text{MSE}$ across sample sizes) and approximately nominal coverage. As a final remark, we note that we have chosen a relatively simple data-generating process, making use of linear functions, in order to facilitate the calculation of the theoretical value of θ , but those functional forms are *not* assumed by the model or estimators, which can accommodate much more complex data-generating processes.

Code for the simulation study can be found at https://github.com/bjg345/lcmntp_sim/.

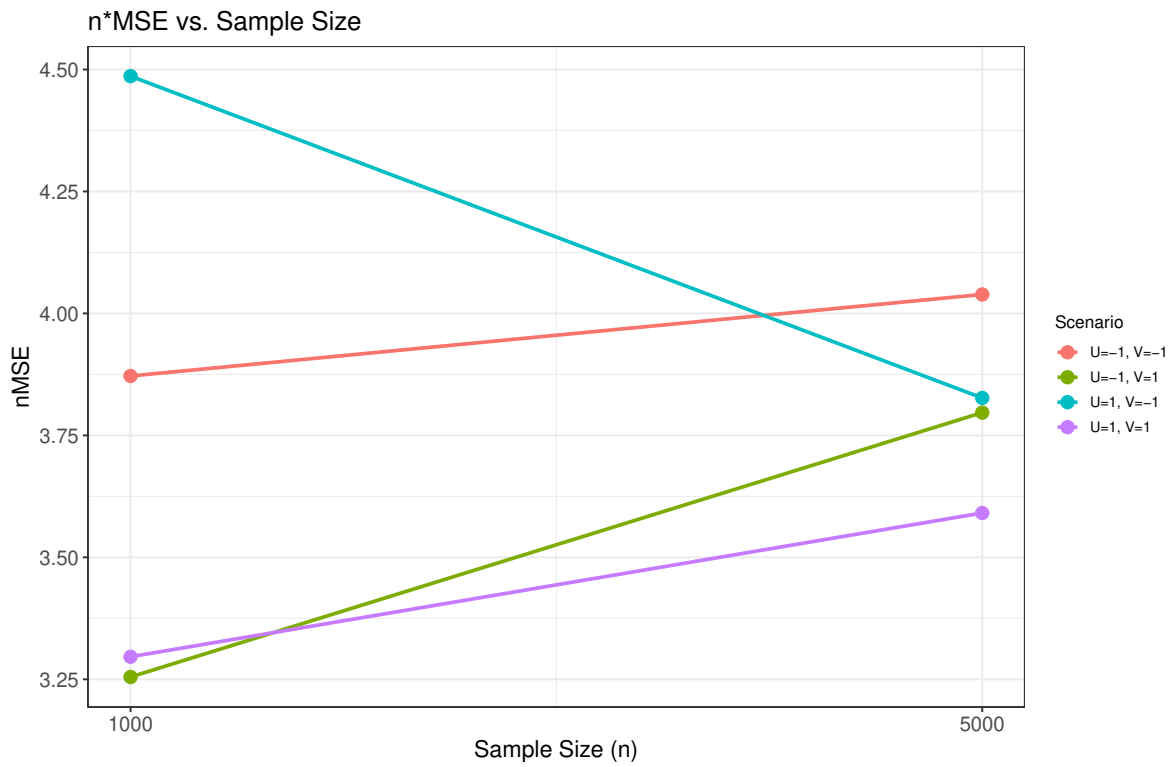


Figure S2: Simulation results showing $n \times \text{Mean Squared Error (MSE)}$ for the parameter estimate across different sample sizes. Lines connect points with the same U and V values.

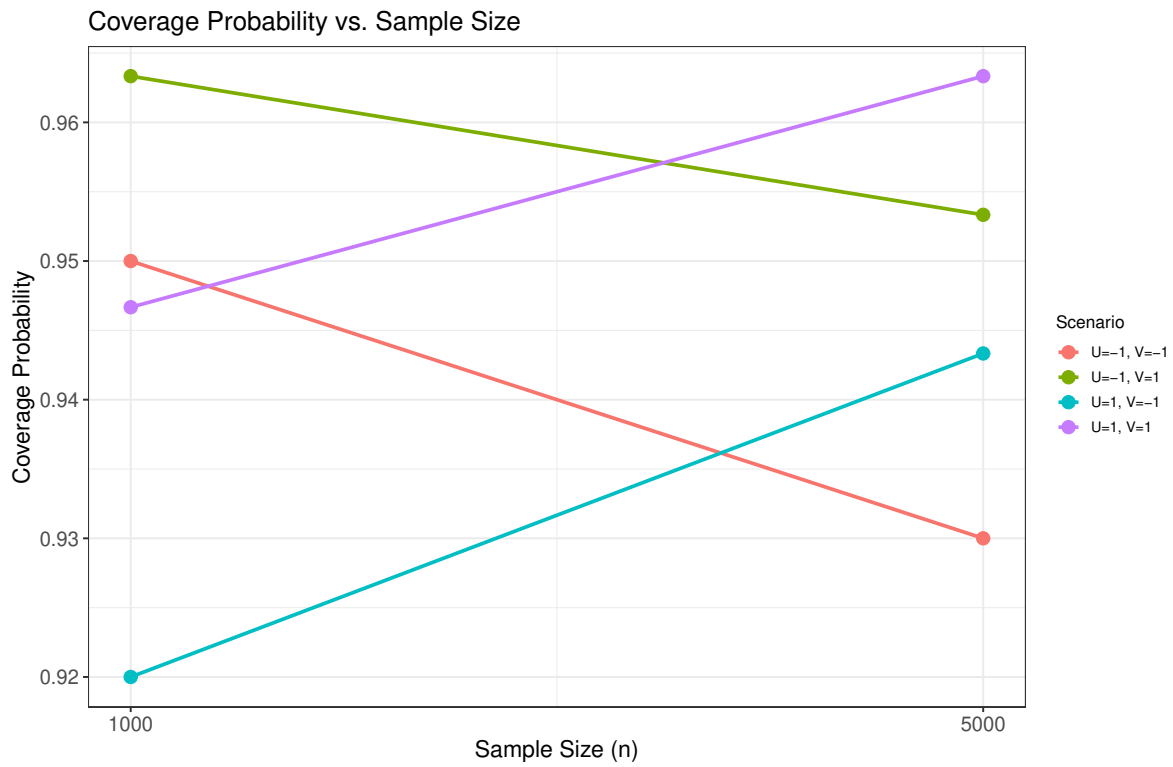


Figure S3: Coverage Probability for the parameter estimate across different sample sizes and scenarios. Lines connect points with the same U and V values.

References

- Chen Avin, Ilya Shpitser, and Judea Pearl. Identifiability of path-specific effects. In *IJCAI International Joint Conference on Artificial Intelligence*, pages 357–363, 2005.
- Heejung Bang and James M Robins. Doubly robust estimation in missing data and causal inference models. *Biometrics*, 61(4):962–973, 2005.
- Avni A Bavishi, Ruben J Mylvaganam, Rishi Agarwal, Ryan J Avery, and Michael J Cuttica. Timing of intubation in coronavirus disease 2019: A study of ventilator mechanics, imaging, findings, and outcomes. *Critical Care Explorations*, 3(5), 2021.
- David Benkeser and Mark Van Der Laan. The highly adaptive lasso estimator. In *2016 IEEE international conference on data science and advanced analytics (DSAA)*, pages 689–696. IEEE, 2016.
- Peter J Bickel, Chris AJ Klaassen, YA’Acov Ritov, and Jon A Wellner. *Efficient and Adaptive Estimation for Semiparametric Models*. Springer-Verlag, 1997.
- Peter J Bickel, Ya’acov Ritov, Alexandre B Tsybakov, et al. Simultaneous analysis of lasso and dantzig selector. *The Annals of Statistics*, 37(4):1705–1732, 2009.
- Xiaohong Chen and Halbert White. Improved rates and asymptotic normality for nonparametric neural network estimators. *IEEE Transactions on Information Theory*, 45(2):682–691, 1999.
- Victor Chernozhukov, Denis Chetverikov, Mert Demirer, Esther Duflo, Christian Hansen, Whitney Newey, and James Robins. Double/debiased machine learning for treatment and structural parameters. *The Econometrics Journal*, 21(1):C1–C68, 2018.
- Iván Díaz and Nima S Hejazi. Causal mediation analysis for stochastic interventions. *Journal of the Royal Statistical Society Series B: Statistical Methodology*, 82(3):661–683, 2020.
- Iván Díaz and Mark J van der Laan. Population Intervention Causal Effects Based on Stochastic Interventions. *Biometrics*, 68(2):541–549, 2012.
- Iván Díaz, Nicholas Williams, Katherine L Hoffman, and Edward J Schenck. Nonparametric causal effects based on longitudinal modified treatment policies. *Journal of the American Statistical Association*, pages 1–16, 2021.
- Iván Díaz, Katherine L Hoffman, and Nima S Hejazi. Causal survival analysis under competing risks using longitudinal modified treatment policies. *Lifetime Data Analysis*, pages 1–24, 2023a.
- Iván Díaz, Nicholas Williams, and Kara E Rudolph. Efficient and flexible mediation analysis with time-varying mediators, treatments, and confounders. *Journal of Causal Inference*, 11(1):20220077, 2023b.
- Momcilo Durdevic, Dragana Durdevic, Maria Bernal Riera, Abhishek Nimkar, Andreea Constanta Stan, Amrah Hasan, Ashutossh Naaraayan, and Stephen Jesmajian. Progressive renal failure in patients with covid-19 after initiating mechanical ventilation: A case series. *Chest*, 158(4):A2629, 2020.
- Jack Gallifant, Joe Zhang, Maria del Pilar Arias Lopez, Tingting Zhu, Luigi Camporota, Leo A Celi, and Federico Formenti. Artificial intelligence for mechanical ventilation: systematic review of design, reporting standards, and bias. *British Journal of Anaesthesia*, 128(2):343–351, 2022.
- Neil J Glassford and Rinaldo Bellomo. Fluid therapy in acute kidney injury: the FACTTs. *Nature Reviews Nephrology*, 7(6):305–306, 2011.

- Parag Goyal, Justin J Choi, Laura C Pinheiro, Edward J Schenck, Ruijun Chen, Assem Jabri, Michael J Satlin, Thomas R Campion Jr, Musarrat Nahid, Joanna B Ringel, et al. Clinical characteristics of Covid-19 in New York City. *New England Journal of Medicine*, 382(24):2372–2374, 2020.
- Morgan E Grams, Michelle M Estrella, Josef Coresh, Roy G Brower, Kathleen D Liu, and National Heart, Lung, and Blood Institute Acute Respiratory Distress Syndrome Network and others. Fluid balance, diuretic use, and mortality in acute kidney injury. *Clinical journal of the American Society of Nephrology: CJASN*, 6(5):966, 2011.
- Sebastian Haneuse and Andrea Rotnitzky. Estimation of the effect of interventions that modify the received treatment. *Statistics in Medicine*, 2013.
- Syed Shahzad Hasan, Toby Capstick, Raees Ahmed, Chia Siang Kow, Faizan Mazhar, Hamid A Merchant, and Syed Tabish Razi Zaidi. Mortality in COVID-19 patients with acute respiratory distress syndrome and corticosteroids use: a systematic review and meta-analysis. *Expert Review of Respiratory Medicine*, 14(11):1149–1163, 2020.
- Nima S Hejazi, Kara E Rudolph, Mark J Van Der Laan, and Iván Díaz. Nonparametric causal mediation analysis for stochastic interventional (in) direct effects. *Biostatistics*, 24(3):686–707, 2023.
- Miguel A Hernán, Emilie Lanoy, Dominique Costagliola, and James M Robins. Comparison of dynamic treatment regimes via inverse probability weighting. *Basic & clinical pharmacology & toxicology*, 98(3):237–242, 2006.
- Katherine L. Hoffman, Diego Salazar-Barreto, Nicholas Williams, Kara E. Rudolph, and Ivan Diaz. Studying continuous, time-varying, and/or complex exposures using longitudinal modified treatment policies, 2024. URL <https://arxiv.org/abs/2304.09460>.
- Faeq Husain-Syed, Arthur S Slutsky, and Claudio Ronco. Lung–kidney cross-talk in the critically ill patient. *American Journal of Respiratory and Critical Care Medicine*, 194(4):402–414, 2016.
- Kosuke Imai, Luke Keele, and Dustin Tingley. A general approach to causal mediation analysis. *Psychological methods*, 15(4):309, 2010.
- Michael Joannidis, Lui G Forni, Sebastian J Klein, Patrick M Honore, Kianoush Kashani, Marlies Ostermann, John Prowle, Sean M Bagshaw, Vincenzo Cantaluppi, Michael Darmon, et al. Lung–kidney interactions in critically ill patients: consensus report of the acute disease quality initiative (ADQI) 21 Workgroup. *Intensive Care Medicine*, 46(4):654–672, 2020.
- Kipp W Johnson, Benjamin S Glicksberg, Rachel A Hodos, Khader Shameer, and Joel T Dudley. Causal inference on electronic health records to assess blood pressure treatment targets: an application of the parametric g formula. In *Pacific Symposium on Biocomputing 2018: Proceedings of the Pacific Symposium*, pages 180–191. World Scientific, 2018.
- Edward H Kennedy. Nonparametric causal effects based on incremental propensity score interventions. *Journal of the American Statistical Association*, 2018.
- Edward H Kennedy, Zongming Ma, Matthew D McHugh, and Dylan S Small. Non-parametric methods for doubly robust estimation of continuous treatment effects. *Journal of the Royal Statistical Society Series B: Statistical Methodology*, 79(4):1229–1245, 2017.
- Petar Kes and Nikolina Bašić Jukić. Acute kidney injury in the intensive care unit. *Bosnian Journal of Basic Medical Sciences*, 10(Suppl 1):S8, 2010.

- Arif Khwaja. KDIGO clinical practice guidelines for acute kidney injury. *Nephron Clinical Practice*, 120(4):c179–c184, 2012.
- Alexander R Luedtke, Oleg Sofrygin, Mark J van der Laan, and Marco Carone. Sequential double robustness in right-censored longitudinal models. *arXiv preprint arXiv:1705.02459*, 2017.
- David P MacKinnon, Jennifer L Krull, and Chondra M Lockwood. Equivalence of the mediation, confounding and suppression effect. *Prevention science*, 1:173–181, 2000.
- Piyush Mathur and Michael L Burns. Artificial intelligence in critical care. *International anaesthesiology clinics*, 57(2):89–102, 2019.
- Caleb H Miles. On the causal interpretation of randomised interventional indirect effects. *Journal of the Royal Statistical Society Series B: Statistical Methodology*, 85(4):1154–1172, 2023.
- Caleb H Miles, Phyllis Kanki, Seema Meloni, and Eric J Tchetgen Tchetgen. On partial identification of the pure direct effect. *arXiv preprint arXiv:1509.01652*, 2015.
- Trang Quynh Nguyen, Ian Schmid, and Elizabeth A Stuart. Clarifying causal mediation analysis for the applied researcher: Defining effects based on what we want to learn. *Psychological Methods*, 26(2):255, 2021.
- Eleni Papoutsis, Vassilis G Giannakoulis, Eleni Xourgia, Christina Routsis, Anastasia Kotanidou, and Ilias I Siempos. Effect of timing of intubation on clinical outcomes of critically ill patients with COVID-19: a systematic review and meta-analysis of non-randomized cohort studies. *Critical Care*, 25:1–9, 2021.
- Judea Pearl. Graphs, causality, and structural equation models. *Sociological Methods & Research*, 27(2):226–284, 1998.
- Judea Pearl. *Causality: Models, Reasoning, and Inference*. Cambridge University Press, Cambridge, 2000.
- Judea Pearl. Direct & indirect effects. In *Proceedings of the 17th Conference in Uncertainty in Artificial Intelligence*, UAI '01, pages 411–420, San Francisco, CA, USA, 2001. Morgan Kaufmann Publishers Inc. ISBN 1-55860-800-1. URL <http://dl.acm.org/citation.cfm?id=647235.720084>.
- Peter Pickkers, Patrick T Murray, and Marlies Ostermann. New drugs for acute kidney injury. *Intensive Care Medicine*, 48(12):1796–1798, 2022.
- Thomas S Richardson and James M Robins. Single world intervention graphs (SWIGs): A unification of the counterfactual and graphical approaches to causality. *Center for the Statistics and the Social Sciences, University of Washington Series. Working Paper*, 128(30):2013, 2013.
- James M Robins and Sander Greenland. Identifiability and exchangeability for direct and indirect effects. *Epidemiology*, 3(0):143–155, 1992.
- James M Robins, Miguel A Hernán, and Uwe Siebert. Effects of multiple interventions. *Comparative quantification of health risks: global and regional burden of disease attributable to selected major risk factors*, 1:2191–2230, 2004.
- J.M. Robins. Robust estimation in sequentially ignorable missing data and causal inference models. In *Proceedings of the American Statistical Association*, 2000.
- Andrea Rotnitzky, James Robins, and Lucia Babino. On the multiply robust estimation of the mean of the g-functional. *arXiv preprint arXiv:1705.08582*, 2017.

- Daniel Rubin and Mark J van der Laan. A doubly robust censoring unbiased transformation. *The international journal of biostatistics*, 3(1), 2007.
- Kara E Rudolph and Iván Díaz. When the ends do not justify the means: Learning who is predicted to have harmful indirect effects. *Journal of the Royal Statistical Society Series A: Statistics in Society*, 185 (Supplement_2):S573–S589, 2022.
- Edward J Schenck, Katherine L Hoffman, Marika Cusick, Joseph Kabariti, Evan T Sholle, and Thomas R Champion Jr. Critical care Database for Advanced Research (CEDAR): An automated method to support intensive care units with electronic health record data. *Journal of Biomedical Informatics*, 118:103789, 2021.
- Dhan Bahadur Shrestha, Yub Raj Sedhai, Pravash Budhathoki, Ayush Adhikari, Nisheem Pokharel, Richa Dhakal, Satyasuna Kafle, Wasey Ali Yadullahi Mir, Roshan Acharya, Markos G Kashiouris, et al. Pulmonary barotrauma in COVID-19: A systematic review and meta-analysis. *Annals of Medicine and Surgery*, 73:103221, 2022.
- An-Shun Tai, Sheng-Hsuan Lin, Yu-Cheng Chu, Tsung Yu, Milo A Puhan, and Tyler VanderWeele. Causal mediation analysis with multiple time-varying mediators. *Epidemiology*, 34(1):8–19, 2022.
- David A Thomson and Gregory L Calligaro. Timing of intubation in COVID-19: Not just location, location, location? *Critical Care*, 25(1):1–2, 2021.
- Martin J. Tobin. Principles and practice of mechanical ventilation, 2nd edition. *Shock*, 26(4):426, Oct 2006. doi: 10.1097/01.shk.0000245023.16612.dd.
- Martin J Tobin. Basing respiratory management of COVID-19 on physiological principles. *American Journal of Respiratory and Critical Care Medicine*, 201(11):1319–1320, 2020. doi: 10.1164/rccm.202004-1076ED. URL <https://doi.org/10.1164/rccm.202004-1076ED>.
- Mark J van der Laan and Susan Gruber. Targeted minimum loss based estimation of causal effects of multiple time point interventions. *The international journal of biostatistics*, 8(1), 2012.
- Mark J van der Laan and James M Robins. *Unified Methods for Censored Longitudinal Data and Causality*. Springer, New York, 2003.
- Mark J van der Laan and Sherri Rose. *Targeted Learning: Causal Inference for Observational and Experimental Data*. Springer, New York, 2011.
- Mark J van der Laan and Sherri Rose. *Targeted Learning in Data Science: Causal Inference for Complex longitudinal Studies*. Springer, New York, 2018.
- Mark J van der Laan and Daniel Rubin. Targeted maximum likelihood learning. *The International Journal of Biostatistics*, 2(1), 2006.
- Mark J van der Laan, Eric C Polley, and Alan E Hubbard. Super learner. *Statistical Applications in Genetics and Molecular Biology*, 6(1), 2007.
- A. W. van der Vaart. *Asymptotic Statistics*. Cambridge University Press, 1998.
- Tyler J VanderWeele and Eric J Tchetgen Tchetgen. Mediation analysis with time varying exposures and mediators. *Journal of the Royal Statistical Society. Series B, Statistical Methodology*, 79(3):917, 2017.

- Tyler J VanderWeele, Stijn Vansteelandt, and James M Robins. Effect decomposition in the presence of an exposure-induced mediator-outcome confounder. *Epidemiology (Cambridge, Mass.)*, 25(2):300, 2014.
- Sneha V Vemuri, Mark L Rolfsen, Alexandra V Sykes, Puja G Takiar, Austin J Leonard, Atul Malhotra, Roger G Spragg, Etienne Macedo, and Mark L Hepokoski. Association Between Acute Kidney Injury During Invasive Mechanical Ventilation and ICU Outcomes and Respiratory System Mechanics. *Critical Care Explorations*, 4(7), 2022.
- Stefan Wager and Guenther Walther. Adaptive concentration of regression trees, with application to random forests. *arXiv preprint arXiv:1503.06388*, 2015.
- Jing Gennie Wang, Bian Liu, Bethany Percha, Stephanie Pan, Neha Goel, Kusum S Mathews, Cynthia Gao, Pranai Tandon, Max Tomlinson, Edwin Yoo, et al. Cardiovascular disease and severe hypoxemia are associated with higher rates of noninvasive respiratory support failure in coronavirus disease 2019 pneumonia. *Critical Care Explorations*, 3(3), 2021.
- Paul-Henri Wicky, Michael S Niedermann, and Jean-François Timsit. Ventilator-associated pneumonia in the era of COVID-19 pandemic: How common and what is the impact? *Critical Care*, 25(1):1–3, 2021.
- Nicholas Williams and Iván Díaz. *lcmmtp: Nonparametric Longitudinal Causal Mediation Using Modified Treatment Policies*, 2023. URL <https://github.com/nt-williams/lcmmtp>. R package version 0.1.0.
- Sewall Wright. Correlation and causation. *Journal of Agricultural Research*, 20(7):557–585, 1921.
- Jessica G Young, Miguel A Hernán, and James M Robins. Identification, estimation and approximation of risk under interventions that depend on the natural value of treatment using observational data. *Epidemiologic Methods*, 3(1):1–19, 2014.
- Jessica G Young, Mats J Stensrud, Eric J Tchetgen Tchetgen, and Miguel A Hernán. A causal framework for classical statistical estimands in failure-time settings with competing events. *Statistics in medicine*, 39(8):1199–1236, 2020.
- Wenjing Zheng and Mark van der Laan. Longitudinal mediation analysis with time-varying mediators and exposures, with application to survival outcomes. *Journal of Causal Inference*, 5(2), 2017.
- Wenjing Zheng and Mark J van der Laan. Cross-validated targeted minimum-loss-based estimation. In *Targeted Learning*, pages 459–474. Springer, 2011.