

D²-JSCC: Digital Deep Joint Source-channel Coding for Semantic Communications

Jianhao Huang, Kai Yuan, Chuan Huang, *Member, IEEE*, and Kaibin Huang, *Fellow, IEEE*

Abstract—Semantic communications (SemCom) have emerged as a new paradigm for supporting *sixth-generation* (6G) applications, where semantic features of raw data are extracted and transmitted using artificial intelligence (AI) algorithms to attain high communication efficiencies. Most existing SemCom techniques rely on deep neural networks (DNNs) to implement analog (or semi-analog) source-channel mappings. These operations, however, are not compatible with existing digital communication architectures. To address this issue, we propose in this paper a novel framework of digital deep joint source-channel coding (D²-JSCC) targeting image transmission in SemCom. The framework features digital source and channel codings that are jointly optimized to reduce the end-to-end (E2E) distortion. First, deep source coding with an adaptive density model is designed to efficiently extract and encode semantic features according to their different distributions. Second, channel block coding is employed to protect encoded features against channel distortion. To facilitate their joint design, the E2E distortion is characterized as a function of the source and channel rates via the analysis of the Bayesian model of the D²-JSCC system and validated Lipschitz assumption on the DNNs. Then to minimize the E2E distortion, we propose an efficient two-step algorithm to find the optimal trade-off between the source and channel rates for a given channel signal-to-noise ratio (SNR). In the first step, the source encoder is initially optimized by selecting a DNN model with a suitable source rate from a designed look-up table consisting of a set of trained models. In the second step, the preceding DNNs (source encoder) are retrained to adapt to the channel SNR so as to achieve the optimal E2E performance. Via experiments on simulating the D²-JSCC with different channel codes and real datasets, the proposed framework is observed to outperform the classic deep JSCC. Furthermore, due to the source-channel integrated design, D²-JSCC is found to be free from the undesirable *cliff effect* and *leveling-off effect*, which commonly exist for digital systems designed based on the separation approach.

Index Terms—Semantic communications, digital deep joint source-channel coding, deep learning, deep source coding, and joint source-channel rate control.

I. INTRODUCTION

The sixth-generation (6G) mobile networks are being developed to embrace the explosive growth of the population of edge devices and support a broad range of emerging applications, such as autonomous vehicles, surveillance, and

virtual/augmented reality (VR/AR) [1]–[3]. This poses tremendous challenges of utilizing limited spectrum resources to meet much more stringent performance requirements than those for fifth-generation (5G) [4], [5]. As a promising solution empowered by artificial intelligence (AI), semantic communications (SemCom) start a new paradigm to effectively extract and transmit semantic features of raw data, thereby substantially reducing the communication overhead [6]–[9]. Unlike the Shannon’s separation approach, SemCom integrates the source and channel coding for boosting the end-to-end (E2E) system capabilities [7], [10]. However, the intricate nature of channel environment and the constraints imposed by existing digital hardware present challenges in the development of AI-empowered transceivers for SemCom.

One representative technology for SemCom involves the use of AI to enhance the integrated design of source and channel codes, named as joint source-channel coding (JSCC), which is a classical topic in information and coding theories. Generally, the traditional JSCC schemes can be divided into two categories: analog JSCC [11], [12] and digital JSCC [13]–[16]. In the former, the continuous source symbols are directly mapped to the analog signals for transmission by a linear/nonlinear function, e.g., Shannon-Kotel’nikov mapping [12]. Despite its capability of achieving the rate-distortion bounds, the analog JSCC is hard to implement in practice. Digital JSCC aims to be compatible with the existing digital communication systems. Examples of this approach include: 1) optimal codeword assignment for source data [13]; 2) optimal quantizer design for noisy channel [14]; 3) joint source-channel rate control [15]; 4) unequal error protection [16]. However, these traditional JSCC schemes are generally based on an oversimplified probabilistic model of source data without considering their semantic aspects. Addressing this limitation using AI ushers in a new era of JSCC.

Recently, the impressive capability of deep learning methods for nonlinear mappings has sparked significant interests in implementing analog JSCC for real-world data. By using the deep neural networks (DNNs), a so called deep JSCC scheme directly maps the source data (e.g., image [17], [18], text [19]), into a reduced-dimensional feature space for transmissions over analog channels. The early work on deep JSCC schemes has shown a higher compression efficiency than those of the classical separation-based JPEG/JPEG2000/BPG compression schemes combined with practical channel codes [17], [18]. However, the analog nature of the schemes make it incompatible with modern communication hardware that is prevalently digital. This motivates researchers to transform continuous-valued outputs from DNNs into discrete constel-

K. Yuan and C. Huang are with the School of Science and Engineering and the Future Network of Intelligence Institute, the Chinese University of Hong Kong, Shenzhen, 518172 China. Emails: kaiyuan3@link.cuhk.edu.cn and huangchuan@cuhk.edu.cn.

J. Huang and K. Huang are with the Department of Electrical and Electronic Engineering, The University of Hong Kong, Hong Kong. Emails: jianhaoh@hku.hk and huangkb@eee.hku.hk (*Corresponding author: Kaibin Huang*).

lation symbols for transmission, thereby establishing a *semi-analog* deep JSCC framework [20], [21]. In relevant schemes, an additional DNN-based modulation block is introduced to generate transition probabilities from learned features to the constellation symbols. The DNNs for encoder, modulation, and decoder are jointly trained to optimize the E2E performance. However, the semi-analog JSCC still lacks the digital channel encoder/decoder and thus is incompatible with the standard systems. Furthermore, the DNN training relies on off-line back propagation over a certain number of channel samples, and thus is sensitive to the variation of channel statistics and machine task. For mission-critical applications, it is usually infeasible to collect new channel samples and retrain the models from time to time.

By involving the DNNs into the digital JSCC, several research works make efforts to combine the deep-learning based source coding with digital channel coding for SemCom [22], [23]. The key idea is to utilize a fixed DNN to extract data features and analyze their semantic importance, which enables the channel encoder to identify the critical part of features for unequal error protection. Specifically, the authors in [22] proposed a rate-adaptive coding mechanism to unequally assign channel rates for different multi-modal data according to their semantic importance. The authors in [23] proposed a deep reinforcement learning based algorithm for sub-carrier and bit allocation by characterizing the correlation importance among semantic features and tasks. However, these works assume that the deep source coding is independent of the channel statistics. Consequently, the performances of these schemes are limited by the pre-trained DNNs.

In this paper, we aim to propose a novel framework of *digital deep joint source-channel coding* (D^2 -JSCC) to address the image transmission problem in SemCom. In particular, we consider a point-to-point SemCom system, where the transmitter utilizes the DNNs to extract the low-dimensional features of image data and sends them to the receiver for recovery. Different from traditional deep JSCC schemes, D^2 -JSCC utilizes deep source coding to encode semantic features, combined with digital channel coding to protect the coded bits from channel errors. It then facilitates their joint optimizations to minimize the E2E distortion. The D^2 -JSCC addresses the following open problems in the digital SemCom: 1) The quantization and digital channel encoding/decoding are discrete functions, which makes it difficult to optimize the DNNs by gradient descent algorithm [24] in an E2E manner; 2) The intractability of DNNs stymies the derivations of a closed-form expression of E2E distortion, which is essential for the optimization of channel coding.

Specifically, the key contributions and findings of this paper are summarized as follows:

- **D^2 -JSCC Architecture:** We propose a novel D^2 -JSCC architecture for SemCom, which combines the deep source coding with the digital channel coding. First, the deep source coding with an adaptive density model [25] is designed to efficiently extract and encode semantic features of data. The adaptive density model learns the probability density function (PDF) of the features as *side information*, which helps to encode them with a

higher coding efficiency. Then, digital channel block coding is employed to safeguard the encoded features for transmissions. Based on the architecture, an E2E distortion minimization problem is formulated.

- **E2E Distortion Approximation:** To characterize the E2E distortion, we propose a Bayesian approximation of the feature space and make a Lipschitz assumption on DNNs. Based on these, the intractable E2E distortion can be approximately derived as a function with respect to (w.r.t.) the parameters of DNNs and channel rate. From the observation of the E2E distortion, it is found that the key problem of minimizing the E2E distortion is to jointly adapt the source-channel rates to the channel signal-to-noise ratio (SNR).
- **Optimal Rate Control:** To minimize the E2E distortion, we propose an efficient two-step algorithm to balance the trade-off between the source and channel rates for a given channel SNR. In the first step, we derive the optimal channel rate for a given source rate and then optimize the deep source coders by selecting a DNN model with a suitable source rate from a pre-designed look-up table. In the second step, the selected DNN model is retrained to adapt to the channel SNR, thereby achieving the close-to-optimal E2E performance. It is worth mentioning that the training of the deep source coders depends not on channel samples but on channel statistical information, i.e., SNR. This makes this algorithm practical even for time-sensitive systems.
- **Experiments:** Experimental results reveal that the proposed D^2 -JSCC mitigates the “leveling-off effect” and “cliff effect” commonly existing for digital system¹, since the scheme can adaptively optimize the source and channel coding according to different channel SNRs. In addition, the proposed scheme outperforms classic deep JSCC scheme. The reason for this is that the latter fixes the number of transmitted symbols for all images, while the former with an adaptive model has the capability to vary the number of symbols based on the image content and channel SNR. Furthermore, we observe that as the block length increases, the E2E performance of D^2 -JSCC increases and approaches that of the separate source-channel coding with capacity achieving code. It implies that the channel coding length benefits the D^2 -JSCC, while this phenomenon does not occur in the deep JSCC.

The remainder of this paper is organized as follows. The architecture of the D^2 -JSCC and the problem of E2E distortion minimization are introduced in Section II. The E2E distortion is characterized in Section III and the algorithm for the said problem is proposed in Section IV. Experimental results are presented in Section V, followed by concluding remarks in Section VI.

Notations: We utilize lowercase and uppercase letters, e.g., x and M , to denote scalars, and use boldface lowercase letters, e.g., \mathbf{x} , to denote vectors. \mathbb{Z} , \mathbb{R} , and \mathbb{C} , denote the sets of all

¹The “cliff effect” occurs when the channel SNR falls beneath a certain threshold and the E2E performance degrades drastically. The “leveling-off effect” refers to the fact that the E2E performance remains constant even when the channel SNR is increased above the threshold.

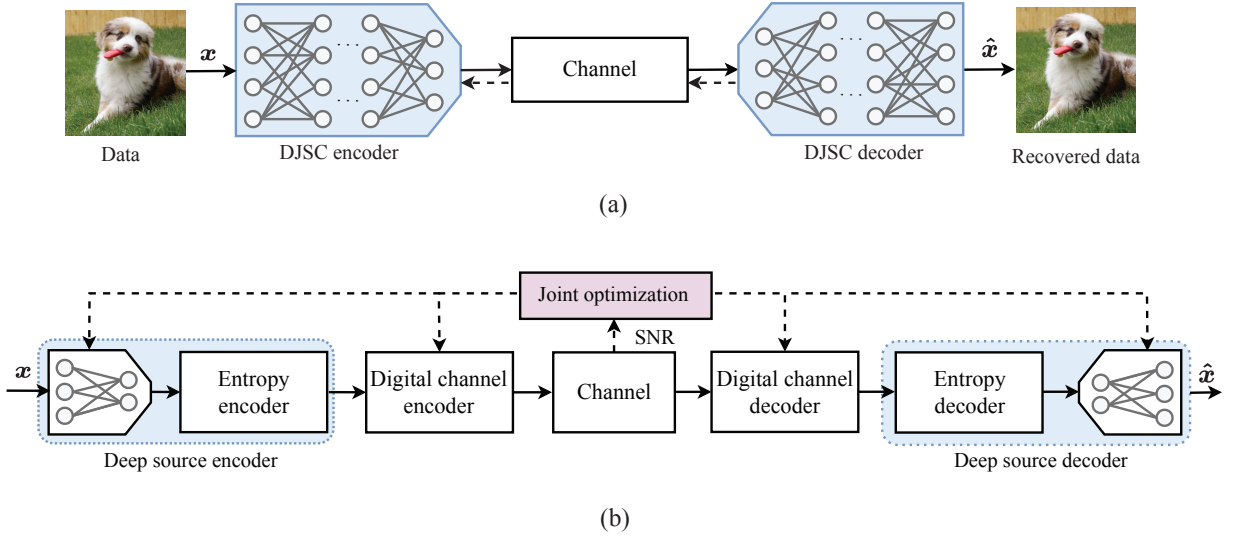


Fig. 1: Architecture comparison of the JSCC schemes empowered by deep learning techniques: (a) traditional deep JSCC; (b) proposed D²-JSCC. The solid and dashed arrows represent the directions of signal flows and optimization paths, respectively.

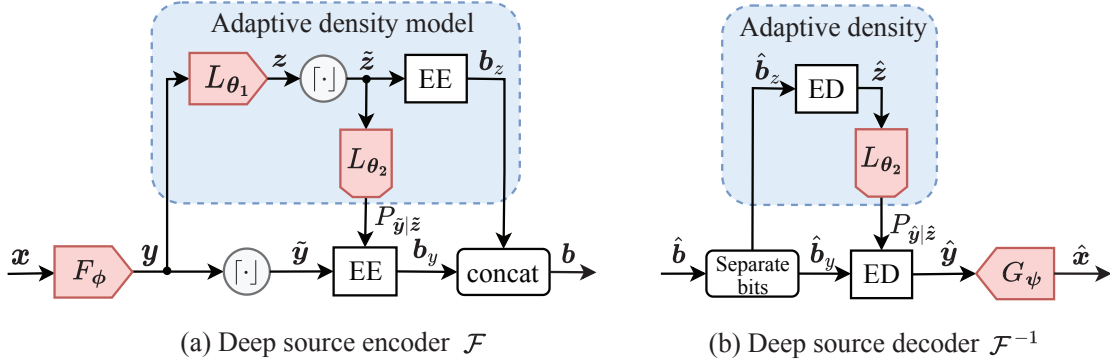


Fig. 2: Architectures of the deep source encoder and decoder using adaptive density model. $\lceil \cdot \rceil$, EE, and ED represent the quantization, entropy encoder, and entropy decoder, respectively.

integer, real, and complex values, respectively. $\|\mathbf{x}\|$ denotes the 2-norm of vector \mathbf{x} . \mathbf{x}^T and \mathbf{x}^H denote the transpose and conjugate transpose of vector \mathbf{x} , respectively. $p_x(\mathbf{x})$ denotes the PDF of the continuous random variable \mathbf{x} . $P_y(\mathbf{y})$ denotes the probability mass function (PMF) of the discrete random variable \mathbf{y} . $O(\cdot)$ denotes the big O notation. $\log(\cdot)$ and $\log_2(\cdot)$ are the logarithm functions with base e and 2, respectively. $\text{Tr}(\mathbf{X})$ and $\det(\mathbf{X})$ denote the trace and determinant of matrix \mathbf{X} , respectively.

II. D²-JSCC ARCHITECTURE AND PROBLEM FORMULATION

Consider a point-to-point SemCom system where the transmitter aims to compress a M -dimensional image vector \mathbf{x} , and send it to the receiver for recovery. Due to the bandwidth limitation, \mathbf{x} needs to be compressed and encoded into digital symbols for transmission. To boost the E2E performance of the SemCom system, a novel D²-JSCC framework, which integrates the digital communication architecture with deep learning techniques, is proposed as shown in Fig. 1(b). For

comparison, the traditional deep JSCC architecture is shown in Fig. 1(a). The proposed D²-JSCC framework combines digital source and channel coding, which are described in separate subsections. In the last two subsections, we introduce the overall transmission process of the considered SemCom system and formulate the optimization problem.

A. Deep Source Coding

Source coding aims to compress data into bit streams within a certain amount of distortion, consisting of an encoding function $\mathcal{F} : \mathcal{X}^M \rightarrow \{0, 1\}^B$, and a decoding function $\mathcal{F}^{-1} : \{0, 1\}^B \rightarrow \mathcal{X}^M$, where \mathcal{X}^M is the set of all possible data \mathbf{x} of dimension M and B is the number of coded bits. The distortion of source coding, denoted by \mathcal{D}_s , is measured using average mean square error (MSE) metric, i.e.,

$$\mathcal{D}_s = \mathbb{E}_{\mathbf{x}} \left\{ \frac{1}{M} \|\mathbf{x} - \mathcal{F}^{-1}(\mathcal{F}(\mathbf{x}))\|^2 \right\}. \quad (1)$$

Since the data's distribution is usually intractable, we employ the method of deep source coding [25]–[28] that

utilizes DNNs to learn the close-to-optimal encoding and decoding functions according to a certain number of data samples. Specifically, this method leverages DNNs to extract semantic features from data and integrates density models to adaptively encode them, ultimately approaching the optimal coding performance [29], [30]. In the following, we introduce the deep source encoder and decoder, as illustrated in Fig. 2.

- **Deep source encoder:** First, the input image sample, $\mathbf{x} \in \mathcal{X}^M$, with element value ranging from 0 to 1, is mapped to a K -dimensional continuous vector, \mathbf{y} , by the feature extraction function, F_ϕ , parameterized by the variable ϕ . For lossy compression, K is much smaller than M . Then, \mathbf{y} is quantized as a discrete vector, $\tilde{\mathbf{y}} \in \mathbb{Z}^K$, i.e., $\tilde{\mathbf{y}} = \lceil \mathbf{y} \rceil$, where $\lceil \cdot \rceil$ denotes the uniform scalar quantization with step size being one [25], [26]. Next, lossless entropy encoding (e.g., arithmetic encoding [31]), is employed to encode the quantized vector $\tilde{\mathbf{y}}$ into a bit stream, $\mathbf{b}_y \in \{0, 1\}^{B_y}$, according to its PMF, $P_{\tilde{\mathbf{y}}}(\tilde{\mathbf{y}})$, with the bit length $B_y \approx -\log_2 P_{\tilde{\mathbf{y}}}(\tilde{\mathbf{y}})$. It is worth mentioning that for image data, the PMF $P_{\tilde{\mathbf{y}}}(\tilde{\mathbf{y}})$ captures the spatial dependencies of the feature vector \mathbf{y} . Hence, accurately learning $P_{\tilde{\mathbf{y}}}(\tilde{\mathbf{y}})$ can significantly reduce the redundancy of feature representation, leading to a lower source rate. A standard way to model the dependencies among the feature elements is to introduce latent variables conditioned on which the elements are assumed to be independent [25]. To this end, we introduce an additional set of random variables, $\tilde{\mathbf{z}} = [\tilde{z}_1, \tilde{z}_2, \dots, \tilde{z}_D]^T \in \mathbb{Z}^D$ with $D < K$, to capture the spatial dependencies of $\tilde{\mathbf{y}}$. Then, the PMF $P_{\tilde{\mathbf{y}}}(\tilde{\mathbf{y}})$ used for encoding feature $\tilde{\mathbf{y}}$ is replaced with $P_{\tilde{\mathbf{y}}|\tilde{\mathbf{z}}}(\tilde{\mathbf{y}}|\tilde{\mathbf{z}})$. The latent variable $\tilde{\mathbf{z}}$ is often referred to as the *side information* of features, and needs to be transmitted to receiver.

Here, we introduce the *adaptive density model* that extracts $\tilde{\mathbf{z}}$ from \mathbf{y} and calculates $P_{\tilde{\mathbf{y}}|\tilde{\mathbf{z}}}(\tilde{\mathbf{y}}|\tilde{\mathbf{z}})$. In the model, \mathbf{y} is fed into a function $L_{\theta_1}(\mathbf{y})$ with parameter θ_1 to extract the continuous vector, $\mathbf{z} \in \mathbb{R}^D$, which is quantized as $\tilde{\mathbf{z}} \in \mathbb{Z}^D$, i.e., $\tilde{\mathbf{z}} = \lceil \mathbf{z} \rceil$. The features, $\{y_i\}$, conditioned on $\tilde{\mathbf{z}}$ can be modeled as the independent while not identically distributed (i.n.i.d.) Gaussian random variable with mean u_i and variance σ_i^2 . In other words,

$$p_{y_i|\tilde{z}}(y_i|\tilde{z}) = \mathcal{N}(y_i; u_i, \sigma_i^2), \quad (2)$$

where $\mathcal{N}(a; u, \sigma)$ denotes the PDF of a Gaussian distribution with mean u and variance σ , evaluated at the point a . u_i and σ_i are estimated by applying a transform function, L_{θ_2} , with a parameter θ_2 to $\tilde{\mathbf{z}}$, i.e., $[\mathbf{u}, \boldsymbol{\sigma}] = L_{\theta_2}(\tilde{\mathbf{z}})$ with $\mathbf{u} = [u_1, u_2, \dots, u_K]^T$ and $\boldsymbol{\sigma} = [\sigma_1, \sigma_2, \dots, \sigma_K]^T$. The conditional i.n.i.d. distribution of $\tilde{\mathbf{y}}$ can be expressed as

$$P_{\tilde{\mathbf{y}}|\tilde{\mathbf{z}}}(\tilde{\mathbf{y}} = \mathbf{k}|\tilde{\mathbf{z}}) = \prod_{i=1}^K \left\{ \int_{k_i-0.5}^{k_i+0.5} \mathcal{N}(y_i; u_i, \sigma_i^2) dy_i \right\}, \quad (3)$$

with $\mathbf{k} = [k_1, k_2, \dots, k_K]^T \in \mathbb{Z}^K$. The side information, $\tilde{\mathbf{z}}$, is encoded into bits $\mathbf{b}_z \in \{0, 1\}^{B_z}$ by the entropy encoder according to its PMF, $P_{\tilde{\mathbf{z}}}(\tilde{\mathbf{z}})$, which is computed using the non-parametric fully-factorized

density model [26]. Finally, the bits of features and side information are concatenated into the bit streams, $\mathbf{b} \in \{0, 1\}^B$, with $B = B_y + B_z$ for transmission. The expected source rate of encoding data, \mathbf{x} , is defined as the entropy of $(\tilde{\mathbf{y}}, \tilde{\mathbf{z}})$, i.e., $R_s = \mathbb{E}_x\{B\} = H(\tilde{\mathbf{y}}, \tilde{\mathbf{z}}) = \mathbb{E}\{-\log_2 P_{\tilde{\mathbf{y}}|\tilde{\mathbf{z}}}(\tilde{\mathbf{y}}|\tilde{\mathbf{z}}) - \log_2 P_{\tilde{\mathbf{z}}}(\tilde{\mathbf{z}})\}$ [25], [27]. In conclusion, the encoding function \mathcal{F} can be specified in terms of parameters $\{\phi, \theta_1, \theta_2\}$, i.e., $\mathbf{b} = \mathcal{F}(\mathbf{x}; \Phi)$, with $\Phi = \{\phi, \theta_1, \theta_2\}$.

- **Deep source decoder:** As shown in Fig. 2(b), the received bits $\hat{\mathbf{b}}$ are separated into two parts: feature bits $\hat{\mathbf{b}}_y$ and side information bits $\hat{\mathbf{b}}_z$. First, $\hat{\mathbf{b}}_z$ is fed into the entropy decoder to decode the side information, $\hat{\mathbf{z}}$, according to the shared PMF $P_{\tilde{\mathbf{z}}}(\tilde{\mathbf{z}})$. Then, $\hat{\mathbf{z}}$ is fed into the function L_{θ_2} to compute the PMF, $P_{\tilde{\mathbf{y}}|\hat{\mathbf{z}}}(\tilde{\mathbf{y}}|\hat{\mathbf{z}})$, given in (3). With $P_{\tilde{\mathbf{y}}|\hat{\mathbf{z}}}(\tilde{\mathbf{y}}|\hat{\mathbf{z}})$ and $\hat{\mathbf{b}}_y$, the feature vector, $\hat{\mathbf{y}}$, is decoded by utilizing the entropy decoder. Finally, the decoded feature vector, $\hat{\mathbf{y}}$, is input into the recovery function G_ψ parameterized by the variable ψ to recover the image data $\hat{\mathbf{x}}$: $\hat{\mathbf{x}} = G_\psi(\hat{\mathbf{y}})$. Function G_ψ is designed to be the inverse function of F_ϕ . In a nutshell, the source decoding function, \mathcal{F}^{-1} , can be specified in terms of parameters $\{\theta_2, \psi\}$ as $\hat{\mathbf{x}} = \mathcal{F}^{-1}(\hat{\mathbf{b}}; \theta_2, \psi)$ with \mathcal{F} being the encoding function.

In the deep source encoder and decoder, the parameterized functions $\{F_\phi, L_{\theta_1}, L_{\theta_2}, G_\psi\}$ are designed by using DNNs, whose architecture and training process will be introduced in the sequel sections.

B. Digital Channel Coding

The purpose of the digital channel coding is to protect the data bits delivered from source coding against channel errors. Without loss of generality, we consider an arbitrary (N, L) block code (e.g., polar code with binary phase shift keying (BPSK) modulation), consisting of a channel encoder, $\mathcal{C} : \{0, 1\}^N \rightarrow \mathcal{S}^L$, and a channel decoder $\mathcal{C}^{-1} : \mathcal{R}^L \rightarrow \{0, 1\}^N$, where $\mathcal{S}^L \subset \mathbb{C}^L$, $\mathcal{R}^L \subset \mathbb{C}^L$, L , and N denote the codebook of transmitted symbols, the set of received symbols, the block length, and the length of data bits, respectively. The channel rate, R_c , for the block code is calculated as $R_c = \frac{N}{L}$ and needs to be designed. Assuming that the transmitted symbols are equiprobable, the block error probability of the code can be characterized as a function of the channel rate. For example, in the Additive White Gaussian Noise (AWGN) channel with an SNR of γ , the average block error probability with random coding and maximum likelihood (ML) decoder is approximated by [32]

$$\rho = Q \left(\frac{\sqrt{L}(\log_2(1 + \gamma) - R_c)}{\sqrt{\left(1 - \frac{1}{(1 + \gamma)^2}\right) \log_2^2(e)}} \right), \text{ for large } L. \quad (4)$$

For practical channel coding and modulation, the average block error probability can be approximated as [15], [33]

$$\rho = e^{\beta_1 R_c + \beta_2}, \quad (5)$$

where the parameters, $\beta_1 > 0$, and, $\beta_2 \in \mathbb{R}$, which depend on the SNR γ , channel code type, and block length L , can be easily estimated by offline simulations [15].

C. Transmission Process

Based on the preceding coding schemes, the overall transmission process of the considered SemCom system is described as follows. At the transmitter side, the input data vector, \mathbf{x} , is encoded into the bit stream $\mathbf{b} \in \{0, 1\}^B$ by the deep source encoder, i.e., $\mathbf{b} = \mathcal{F}(\mathbf{x}; \Phi)$. Then, \mathbf{b} is divided into multiple packets of equal length of N bits for transmission. For each packet, the common (N, L) block code with the rate R_c is employed to encode the data bits into a symbol sequence of length L , represented by $\mathbf{s}_i \in \mathcal{S}^L$ for packet i . The transmitted symbols satisfy the unit power constraint, i.e., $\frac{1}{L} \mathbb{E}(\mathbf{s}_i^H \mathbf{s}_i) = 1$. The total number of transmitted packets is calculated by $T = \lceil \frac{B}{LR_c} \rceil$, where $\lceil \cdot \rceil$ denotes the rounding-up operation. The bandwidth ratio is defined as $\frac{TL}{M}$ to measure the average channel uses for transmitting one element of \mathbf{x} .

The input-and-output relationship of the point-to-point channel can be expressed as

$$r_{i,j} = h_i \sqrt{p_i} s_{i,j} + n_{i,j}, \quad i = 1, 2, \dots, T, \quad j = 1, 2, \dots, L, \quad (6)$$

where $\mathbf{s}_i = [s_{i,1}, s_{i,2}, \dots, s_{i,L}]^T$ denotes the symbols in packet i , $\mathbf{r}_i = [r_{i,1}, r_{i,2}, \dots, r_{i,L}]^T$ denotes the received symbols, p_i denotes the transmission power, and $\mathbf{n}_i = [n_{i,1}, n_{i,2}, \dots, n_{i,L}]^T$ is the independent and identically distributed (i.i.d.) circularly symmetric complex Gaussian (CSCG) noise with mean zero and variance $\delta^2 \mathbf{I}$. Here, $h_i \in \mathbb{C}$ denotes the Rayleigh channel coefficient [34]. All the channel coefficients are assumed to remain constant during each transmission block, but may vary over blocks. It is assumed that the channel coefficients and noise variance are perfectly known at both the transmitter and receiver. To overcome fading, *channel inversion* power control is applied, i.e., $p_i = \frac{1}{\|h_i\|^2}$. As a result, the block fading channel in (6) is transformed into an AWGN channel, where the received SNRs, $\gamma = \frac{1}{\delta^2}$, are same across blocks.

At the receiver side, the symbols in the total of T received packets are decoded into the bit stream $\hat{\mathbf{b}}$ by the channel decoder. Then, the bit stream $\hat{\mathbf{b}}$ is fed into the deep source decoder \mathcal{F}^{-1} to recover the data, i.e., $\hat{\mathbf{x}} = \mathcal{F}^{-1}(\hat{\mathbf{b}}; \theta_2, \psi)$. The average E2E distortion of the considered system with D²-JSCC can be then defined as

$$\mathcal{D}_t = \mathbb{E}_{\mathbf{x}, \mathbf{N}} \left\{ \frac{1}{M} \|\mathbf{x} - \hat{\mathbf{x}}\|^2 \right\}, \quad (7)$$

with $\mathbf{N} = \{\mathbf{n}_i\}$.

D. Problem Formulation

Given the above system model, our goal is to minimize the E2E distortion in (7) subject to a constraint on the average

channel uses. The optimization problem can be formulated as:

$$\begin{aligned} \min_{\{\Phi, \psi\}, R_c} \quad & \mathcal{D}_t \\ \text{s.t.} \quad & \mathbb{E}_{\mathbf{x}} \left\{ \left\lceil \frac{B}{LR_c} \right\rceil L \right\} \leq d, \quad R_c \geq 0, \end{aligned} \quad (8)$$

where $d > 0$ denotes the maximal number of channel uses. When the optimal channel rate, R_c^* , for Problem (8) is obtained, a $(\lceil LR_c^* \rceil, L)$ block code can be constructed for channel coding. Using the inequality $\lceil \frac{B}{LR_c} \rceil L \leq \frac{B}{R_c} + L$, the constraint $\mathbb{E}_{\mathbf{x}} \left\{ \left\lceil \frac{B}{LR_c} \right\rceil L \right\} \leq d$ can be relaxed as $\mathbb{E}_{\mathbf{x}} \left\{ \frac{B}{R_c} \right\} \leq d - L$. Using the relaxation and $R_s = \mathbb{E}_{\mathbf{x}}\{B\}$, problem (8) becomes

$$\begin{aligned} \min_{\{\Phi, \psi\}, R_c} \quad & \mathcal{D}_t \\ \text{s.t.} \quad & \frac{R_s}{R_c} \leq \tilde{d}, \quad R_c \geq 0, \end{aligned} \quad (9)$$

where $\tilde{d} = d - L$.

However, there remain several challenges in solving Problem (9). First, the E2E distortion \mathcal{D}_t has no closed-form expression due to the intractability of NNs, making it hard to directly optimize the channel rate, R_c . Second, the quantization operation and the digital source/channel coding are all discrete functions, which makes it difficult to optimize the parameters $\{\Phi, \psi\}$ of DNNs by applying the gradient descent method [17], [18].

III. CHARACTERIZATION OF E2E DISTORTION

In this section, we characterize the E2E distortion given in (7) to help solving Problem (9). First, we analyze the Bayesian model of the D²-JSCC system and present some approximations and assumptions on the NNs. Then, based on the approximations, the E2E distortion is characterized as a function of the NNs parameters and channel rate. Lastly, the optimization problem for D²-JSCC is reformulated.

A. Approximations and Assumptions for D²-JSCC

We describe in the sequel several approximations to facilitate the development of a approach for designing D²-JSCC, which otherwise is an intractable problem. First, we adopt the Bayesian approximation of the statistics of the feature vector \mathbf{y} , its quantized version $\tilde{\mathbf{y}}$, and the distorted feature vector $\hat{\mathbf{y}}$. Recall that in the deep source encoder, feature \mathbf{y} conditioned on the latent variables $\tilde{\mathbf{z}}$ is modeled as an i.n.i.d. Gaussian random variable (see (2)). It is common to model the distribution of \mathbf{y} as mixture Gaussian. However, based on our observations in experiments, most of feature's elements exhibit significant sparsity and their mean values vary slightly w.r.t the latent variables $\tilde{\mathbf{z}}$. For these reasons, we adopt the following approximations.

Approximation 1 (Sparse Gaussian approximation). *The feature \mathbf{y} is sparse and its elements are described as i.n.i.d. Gaussian random variables:*

$$\mathbf{y} \sim \mathcal{N}(\bar{\mathbf{u}}_{\Phi}, \bar{\Sigma}_{\Phi}), \quad (10)$$

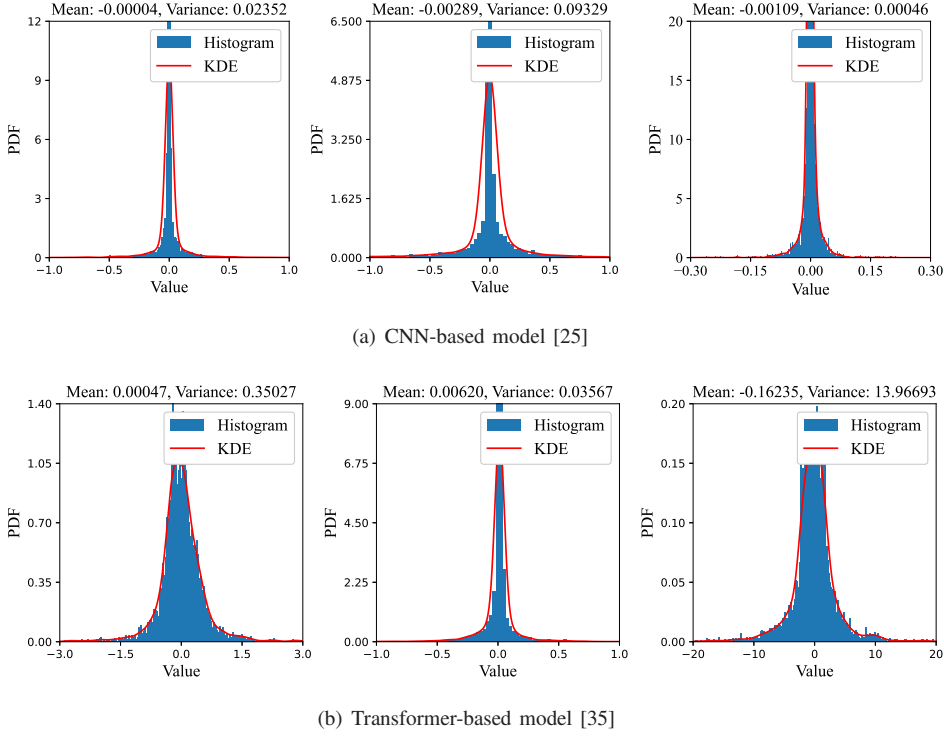


Fig. 3: PDF of feature element y_i with different NN structures. The DNNs are pretrained and the tested images are randomly cropped into 256×256 pixels.

where $\bar{\mathbf{u}}_{\Phi} = [\bar{u}_{\Phi,1}, \bar{u}_{\Phi,2}, \dots, \bar{u}_{\Phi,K}]^T$ and $\bar{\Sigma}_{\Phi} = \text{Diag}(\bar{\sigma}_{\Phi,1}^2, \bar{\sigma}_{\Phi,2}^2, \dots, \bar{\sigma}_{\Phi,K}^2)$.

Validation: To validate this approximation, we depict the PDFs of some randomly selected feature elements in Fig. 3. Without loss of generality, we examined two well-known models: convolutional neural network (CNN) based model [25] and transformer-based model [35]. The kernel density estimation (KDE) method is utilized to estimate the PDFs of features over a set of samples from a real-world dataset, namely the Open Image Dataset [36]. It is observed that for both models, most of the features approximately follow Gaussian distribution with small means and variances, substantiating the assumed feature sparsity.

Approximation 2 (Uniform quantization noise). *The errors caused by the uniform scalar quantization can be approximated as adding i.i.d. uniform noise into the features vector \mathbf{y} and the latent-variable vector \mathbf{z} :*

$$\tilde{\mathbf{y}} = \mathbf{y} + \mathbf{o}_1 \text{ and } \tilde{\mathbf{z}} = \mathbf{z} + \mathbf{o}_2 \quad (11)$$

where $\mathbf{o}_1, \mathbf{o}_2 \sim \mathcal{U}(-\frac{1}{2}, \frac{1}{2})$ with $\mathcal{U}(-\frac{1}{2}, \frac{1}{2})$ denoting the uniform distribution over the interval $[-0.5, 0.5]$.

Validation: The uniform approximation is widely adopted in the field of deep image compression, which serves to relax the discrete quantization function and facilitates the application of gradient descent method into training DNNs [25]–[27]. Furthermore, it's worth noting that the differential entropy of the approximated features, e.g., $\tilde{\mathbf{y}} = \mathbf{y} + \mathbf{o}_1$, provides a positively biased estimate of the discrete entropy of the quantized ones, as discussed in [26].

The distribution of the distorted features in $\hat{\mathbf{y}}$ are affected by

the entropy coding, channel coding, and the SNR. In general, it is challenging to model the PDF of $\hat{\mathbf{y}}$. The difficulty can be overcome using Approximations 1 and 2 to yield the following result:

Lemma 3.1. *Let the block error probability be denoted as ρ . There exists a constant $\alpha_{\rho, \Phi} \geq 1$ w.r.t. ρ and Φ , such that the variance of the distorted features $\{\hat{y}_i\}$ satisfies*

$$\sigma_{\hat{y}_i}^2 \leq \alpha_{\rho, \Phi} \left(\bar{\sigma}_{\Phi, i}^2 + \frac{1}{12} \right), \quad \forall i, \quad (12)$$

where the equality holds when $\rho = 0$ and $\alpha_{\rho, \Phi} = 1$.

Proof: The distorted feature vector can be modeled as $\hat{\mathbf{y}} = \tilde{\mathbf{y}} + \mathbf{g}$, where $\mathbf{g} \in \mathbb{Z}^K$ is the perturbations noise caused by channel errors. It is assumed that the error \mathbf{g} caused by channels is independent of the feature $\tilde{\mathbf{y}}$. When the block error probability is 0, it is apparent that the noise $\mathbf{g} = 0$ and the variance of $\hat{\mathbf{y}}$ equals to the one of $\tilde{\mathbf{y}}$. According to Approximations 1 and 2, the variance of the quantized feature \tilde{y}_i is calculated by $\bar{\sigma}_{\Phi, i}^2 + \frac{1}{12}$ for all $i \in [K]$. When the block error probability is larger than 0, the channel errors might distort the feature $\tilde{\mathbf{y}}$, resulting the increasing of variance. Let the variance of the distorted feature \hat{y}_i be $\sigma_{\hat{y}_i}^2 = \alpha_i \left(\bar{\sigma}_{\Phi, i}^2 + \frac{1}{12} \right)$, $\alpha_i \geq 1$, and $\alpha_{\rho, \Phi} = \max\{\alpha_1, \alpha_2, \dots, \alpha_K\}$, and then (12) is obtained. ■

Assumption 1 (Lipschitz continuity). *The recovery function, G_{ψ} , is Lipschitz continuous on \mathcal{Y}^K . Specifically, there exists*

a positive constant C_ψ w.r.t. parameter ψ such that

$$\|G_\psi(\mathbf{y}_1) - G_\psi(\mathbf{y}_2)\|^2 \leq C_\psi \|\mathbf{y}_1 - \mathbf{y}_2\|^2, \quad \mathbf{y}_1, \mathbf{y}_2 \in \mathcal{Y}^K. \quad (13)$$

The smallest value of C_ψ is called the Lipschitz constant of G_ψ .

Validation: The Lipschitz constant is usually utilized to measure the sensitivity of the NNs w.r.t the input perturbations. It can be proved that the commonly used NN layers, such as fully connected and convolutional layers, as well as activation functions like ReLU and Sigmoid are Lipschitz continuous [37], [38]. Consequently, it is reasonable to assume that the NNs, as a composition of these layers and activation functions, are Lipschitz continuous [38].

B. Characterization of E2E distortion

We present the main result of the E2E distortion in the following theorem.

Theorem 3.1. *Under Assumption 1 and given the data dimension M , there exists a constant $\tilde{\alpha}_{\rho, \Phi} > 1$ w.r.t. ρ, Φ , such that the E2E distortion given in (7) is upper bounded by $\mathcal{D}_t \leq \tilde{\mathcal{D}}_t$ with $\tilde{\mathcal{D}}_t$ being defined as*

$$\tilde{\mathcal{D}}_t \triangleq \underbrace{\left(1 - (1 - \rho)^{\tilde{T}}\right) \frac{C_\psi}{M} (\tilde{\alpha}_{\rho, \Phi} - 1) \text{Tr} \left(\tilde{\Sigma}_\Phi + \frac{1}{12} \mathbf{I} \right)}_{\text{Channel distortion}} + \underbrace{\mathcal{D}_s}_{\text{Source distortion}}, \quad (14)$$

where $\tilde{T} = \frac{R_s}{L R_c}$. The equality holds when $\rho = 0$.

Proof: See Appendix A. ■

From Theorem 3.1, we have the following observations.

- 1) It is observed that the upper bound, $\tilde{\mathcal{D}}_t$, consists of two parts: the channel distortion and the source distortion, \mathcal{D}_s , given in (1). The former is caused by the block transmission errors. Specifically, the term $\left(1 - (1 - \rho)^{\tilde{T}}\right)$ approximates the average probability of transmitting one data sample in error. The term, $\left[\frac{C_\psi}{M} (\tilde{\alpha}_{\rho, \Phi} - 1) \text{Tr} \left(\tilde{\Sigma}_\Phi + \frac{1}{12} \mathbf{I} \right)\right]$, represents the average penalty when the transmission error occurs.
- 2) From (14), it is observed that the channel distortion is a *monotonically increasing* function w.r.t the block error probability ρ , the source rate R_s , the Lipschitz constant C_ψ , and the feature variance. This is aligned with the intuition of E2E transmissions, as elaborated in the sequel. First, increasing R_s and ρ result in a higher probability of transmitting a data sample with errors. Next, a larger Lipschitz constant C_ψ makes the recovery function G_ψ more susceptible to channel errors. Furthermore, since the distortion is measured by norm-2 distance, the penalty caused by transmission error is related to the feature variance.

To simplify analysis, we relate variance, $\tilde{\Sigma}_\Phi$, in (14) with the source rate, R_s , and have the following result.

Corollary 3.1.1. *The upper bound on E2E distortion in (14) can be further upper bounded as $\tilde{\mathcal{D}}_t \leq \hat{\mathcal{D}}_t$ with $\hat{\mathcal{D}}_t$ being defined as*

$$\hat{\mathcal{D}}_t \triangleq \mathcal{D}_s + \frac{K}{M} \left(1 - (1 - \rho)^{\tilde{T}}\right) C_\psi (\tilde{\alpha}_{\rho, \Phi} - 1) \left(\frac{2^{2R_s/K}}{2\pi e} + \frac{1}{12} \right). \quad (15)$$

Proof: See Appendix B. ■

Remark 3.1. *Based Theorem 3.1 and Corollary 3.1.1, we can conclude that minimizing the source rate, R_s , and the block error probability, ρ , helps to reduce the channel distortion caused by transmission errors. However, decreasing ρ requires a lower channel rate R_c , which increases the bandwidth cost for transmission. On the other hand, the source distortion, \mathcal{D}_s , increases w.r.t. decreasing R_s , which can increase the total distortion $\hat{\mathcal{D}}_t$. Therefore, there exists a trade-off between R_c and R_s . It is important to characterize the trade-off for the purpose of minimizing the E2E distortion subject to a constraint on the total channel uses.*

C. Problem Approximation

According to Corollary 3.1.1, minimizing the E2E distortion, \mathcal{D}_t , can be relaxed as minimizing its upper bound, $\hat{\mathcal{D}}_t$. However, it is still challenging to accurately characterize $\hat{\mathcal{D}}_t$. One one hand, the exact Lipschitz constant, C_ψ , is hard to estimate [38]. On the other hand, the parameter, $\tilde{\alpha}_{\rho, \Phi}$, which is related to the discrete entropy and channel codings, is hard to express in closed form. To address these issues, we let $(\tilde{\alpha}_{\rho, \Phi} - 1)$ be a strictly positive constant, denoted as $\hat{\alpha} > 0$, and hence $\tilde{C}_\psi = \hat{\alpha} C_\psi$. Then, we approximate the upper bound, $\hat{\mathcal{D}}_t$, as

$$\hat{\mathcal{D}}_t \approx \mathcal{D}_s + \mathcal{D}_c, \quad (16)$$

where \mathcal{D}_c denotes the channel distortion, defined as

$$\mathcal{D}_c = \frac{K}{M} \left(1 - (1 - \rho)^{\tilde{T}}\right) \tilde{C}_\psi \left(\frac{2^{2R_s/K}}{2\pi e} + \frac{1}{12} \right). \quad (17)$$

Here, the parameter \tilde{C}_ψ can be estimated by offline simulations when the NNs parameters $\{\Phi, \psi\}$ are fixed. To validate the accuracy of the approximation in (16), the average distortion as a function of the bit error probability, ρ_b , is depicted in Fig. 4. The average block error probability, ρ , for a (N, L) block code can be expressed by the bit probability error: $\rho = 1 - (1 - \rho_b)^N$. To simulate the channel environment, we conduct the experiments over Open Image Dataset [36] to calculate the exact MSE \mathcal{D}_t by randomly flipping the encoded bits \mathbf{b} with the bit error probability ρ_b . From Fig. 4, we observe that the approximate distortion, $\hat{\mathcal{D}}_t$, calculated from (16) match the simulation results well, validating the said approximation.

Based on the approximate E2E distortion given in (16), the original Problem (9) can be relaxed as:

$$\begin{aligned} \min_{\{\Phi, \psi\}, R_c} \quad & \hat{\mathcal{D}}_t \\ \text{s.t.} \quad & \frac{R_s}{R_c} \leq \tilde{d}, R_c \geq 0. \end{aligned} \quad (18)$$

According to Remark 3.1, the key idea of solving Problem (18) is to find the trade-off between the source rate, R_s , and

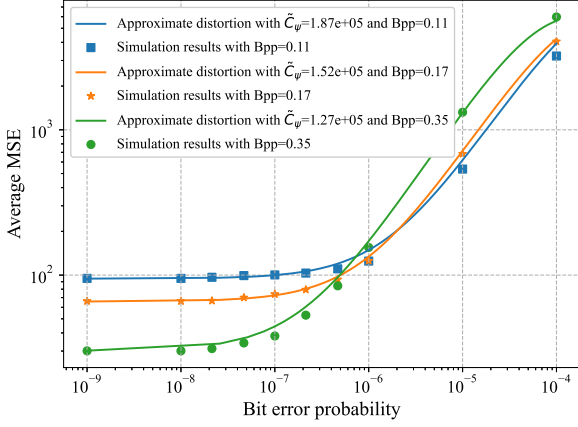


Fig. 4: Comparisons of the approximate distortion \hat{D}_t with the simulation results over different NN models. The NN structure is CNN-based [25]. The tested images are randomly cropped into 256×256 pixels and the Bit per pixel (Bpp) is defined as $\frac{R_s}{256 \times 256}$.

the channel rate, R_c . Materializing the idea is challenging, due to the coupling among the parameters $\{\Phi, \psi, R_c\}$. Moreover, while training the DNNs, the estimation of the parameter \tilde{C}_ψ incurs prohibitive computational complexity.

IV. OPTIMAL RATE CONTROL FOR D²-JSCC

In this section, we propose an efficient algorithm to optimize the source and channel rates for D²-JSCC. To reduce computational complexity, the proposed algorithm is designed to have two-step NN-optimization procedure: 1) Source-encoding model selection and 2) model retraining, which are presented in the following subsections.

A. Step I: Source-encoding Model Selection

Model selection in deep learning aims to choose the most appropriate architecture and hyper-parameters of DNNs for a specific task from pretrained models [39]. It helps reducing overfitting and is less computationally expensive than training from random initialization. In Step I, we utilize the model-selection method to optimize the DNNs of the deep source encoder and decoder. In the followings, a look-up table with different DNN models is developed and then the joint optimization algorithm for the DNNs and channel rate is presented.

1) Model look-up table: The parameters $\{\Phi, \psi\}$ of a set of DNNs are trained under error-free transmissions (i.e., $\hat{\mathbf{y}} = \mathbf{y}$). The key idea is to balance the source rate, R_s , and the source distortion, \mathcal{D}_s via minimizing the rate-distortion function similarly as in [25]:

$$\min_{\{\Phi, \psi\}} \lambda \mathcal{D}_s + R_s, \quad (19)$$

where $\lambda > 0$ is a hyper-parameter. Given Approximation 2 of uniform quantization error, the back-propagation method can be easily utilized to train the parameters $\{\Phi, \psi\}$ by solving Problem (19). By varying λ , a set of DNN models

associated with different source rates and distortion levels can be obtained. For each DNN model, the parameters \tilde{C}_ψ , R_s , and D_s can be estimated using the validation dataset. Combining the above operations, a look-up table of P models with different source rates, source distortion levels, hyper-parameters λ , and parameter \tilde{C}_ψ is constructed.

2) Joint model selection and rate control: To validate the generality of the proposed algorithm, we consider two types of block channel coding, namely random coding and polar coding. While random coding may not be implementable in practice, it offers a lower bound on the block error probability for finite block length transmissions, which serves as the E2E performance limit of the D²-JSCC [32]. On the other hand, polar codes have been shown to provide excellent error-correcting performance with low decoding complexity for practical block lengths [33]. The relationship between the block error probability and the channel rate, R_c , over the equivalent AWGN channel is specified in (4) and (5).

Based on the preceding look-up table and the specific block codes, we resort to an efficient algorithm to optimize Problem (18). When the NN parameters $\{\Phi, \psi\}$ are fixed, Problem (18) reduces to

$$\begin{aligned} \min_{R_c} \quad & -(1 - \rho)^{\tilde{T}} \\ \text{s.t.} \quad & R_c \geq \frac{R_s}{\tilde{d}}. \end{aligned} \quad (20)$$

For small ρ , $(1 - \rho)^{\tilde{T}} \approx (1 - \tilde{T}\rho)$. Then, problem (20) becomes

$$\begin{aligned} \min_{R_c} \quad & \tilde{T}\rho \\ \text{s.t.} \quad & R_c \geq \frac{R_s}{\tilde{d}}. \end{aligned} \quad (21)$$

From Problem (21), we observe that when the channel rate is larger than the capacity, i.e., $\frac{R_s}{\tilde{d}} \geq \log_2(1 + \gamma)$, it is impossible to construct a block code to achieve reliable communications due to a high error probability ($\rho \approx 1$). Hence, the optimal DNN model for Problem (18) must ensure $\frac{R_s}{\tilde{d}} \leq \log_2(1 + \gamma)$.

Lemma 4.1. Suppose that $\frac{R_s}{\tilde{d}} \leq \log_2(1 + \gamma)$. For random coding and a sufficiently long block length L , the optimal solution R_c^* for Problem (21) is given as $R_c^* = \frac{R_s}{\tilde{d}}$. For the polar coding with the block error probability given in (5), the optimal solution R_c^* of problem (21) is given as

$$R_c^* = \begin{cases} \frac{R_s}{\tilde{d}}, & \text{if } \frac{R_s}{\tilde{d}} \geq \frac{1}{\beta_1}, \\ \frac{1}{\beta_1}, & \text{Otherwise.} \end{cases} \quad (22)$$

Proof: See Appendix C. ■

Based on Lemma 4.1, we utilize the exhaustive search algorithm to find the best DNN model with $\frac{R_s}{\tilde{d}} \leq \log_2(1 + \gamma)$ and the lowest E2E distortion $\hat{D}_t(\{\Phi, \psi\}, R_c^*)$. The algorithm for the joint model selection and rate optimizations is summarized in Algorithm 1. Its computational complexity is related to the size of the look-up table, i.e., $O(P)$.

B. Step II: Source-encoding Model Retraining

The preceding model-selection method is merely step 1 of optimizing the deep source encoder/decoder as the results are

Algorithm 1 Joint Model Selection and Rate Control.

Input: Block length L , SNR γ , block coding type.

Output: R_c^* and $\{\Phi, \psi\}^*$.

- 1: Change the hyper-parameter λ and train the NNs by applying back propagation method [24] into problem (19).
 - 2: Establish the look-up table with different source rate R_s , source distortion \mathcal{D}_s , hyper-parameter λ , and constant \tilde{C}_ψ .
 - 3: For each NN model with parameters $\{\Phi, \psi\}$ and source rate R_s , calculate the distortion $\hat{\mathcal{D}}_t(\{\Phi, \psi\})$ given in (16) according to Lemma 4.1 and the block coding type.
 - 4: Select the best NN model from the look-up table that minimizes $\hat{\mathcal{D}}_t(\{\Phi, \psi\})$.
 - 5: Let $\{\Phi, \psi\}^* = \{\Phi, \psi\}^i$, where i is the index of the best NN model. R_c^* is calculated by applying Lemma 4.1.
-

sub-optimal for two reasons. The first is the limited number of DNNs in the look-up table, and the second is that the output coders are still independent of the channel SNR. In this subsection, the obtained NN parameters $\{\Phi, \psi\}$ are retrained to adapt to the channel SNR, thereby approaching the optimal solution of Problem (18).

To this end, we derive a useful result characterizing the scaling of the channel distortion \mathcal{D}_c in (17) as the SNR decreases.

Theorem 4.1. *Given the NN parameters $\{\Phi, \psi\}$ and the channel rate R_c computed according to Lemma 4.1, the channel distortion \mathcal{D}_c with random coding² increases in the following order,*

$$\mathcal{D}_c = O\left(\exp\left(-\frac{L(\log_2(1+\gamma) - \frac{R_s}{d})^2}{2\log_2^2(e)}\right)\right), \quad (23)$$

as $\log_2(1+\gamma) \rightarrow \left(\frac{R_s}{d}\right)^+$.

Proof: See Appendix D. ■

Remark 4.1. *From Theorem 4.1, we can observe that a decrease in the channel capacity $\log_2(1+\gamma)$, will lead to an exponential increase in the channel distortion. According to the properties of exponential functions, the channel distortion approaches zero in the high SNR regime but undergoes a surge when the SNR γ falls below a certain threshold. This behavior is commonly referred to as the “cliff effect”. However, the result in (23) suggests that decreasing the source rate R_s helps to mitigate the cliff effect, as illustrated in the sequel.*

To substantiate the conclusions in Remark 4.1, we examine the log inverse of the distortion, i.e., $10 \log\left(\frac{1}{\mathcal{D}_t}\right)$, w.r.t. the SNR γ after Step I algorithm as shown in Fig. 5. It is observed that with the SNR decreasing, the E2E performance will descend in a stepped manner. This phenomenon is due to the fact that when the channel distortion exponentially increases, Step I algorithm selects another NN model with a lower source rate R_s to suppress the cliff effect. To further analyze this issue,

²Since random coding provides a lower bound on the block error probability, the channel distortion with other block codes will increase more quickly than the order given in (23).

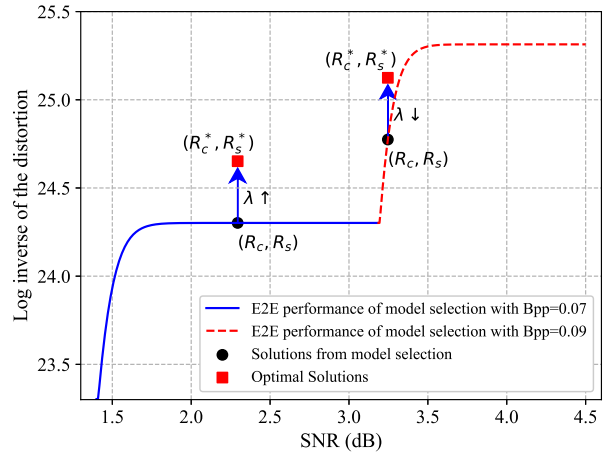


Fig. 5: E2E performance of the D^2 -JSSC system with the joint model selection and rate control algorithm. The experiments are conducted over Open Image Dataset with random coding, block length $L = 512$, and bandwidth ratio being 0.02.

the behavior of the E2E performance can be described as two stages: “leveling-off stage” and “cliff stage”:

- “Leveling-off stage” denotes the SNR interval over which the channel distortion approaches to zero, i.e., $F_1 = \{\gamma | 0 \leq \mathcal{D}_c \leq \eta_1\}$ for small $\eta_1 > 0$. In this stage, the E2E performance is limited by the source encoding, i.e., the source distortion \mathcal{D}_s dominates the E2E distortion $\hat{\mathcal{D}}_t$. To enhance the E2E performance, the NNs need to be retrained to extract more information from data. In another word, the source rate, R_s , needs to be increased to reduce the source distortion, \mathcal{D}_s .
- “Cliff stage” denotes the SNR interval over which the channel distortion dramatically increases, i.e., $F_2 = \{\gamma | \mathcal{D}_c \geq \eta_1\}$ for $\eta_1 > 0$. In this stage, the cliff effect occurs. According to Theorem 4.1, the NNs need to be retrained to reduce the source rate, R_s , to mitigate the cliff effect.

In summary, retraining the DNNs to adaptively control the source rate R_s based on the channel SNR γ is crucial for enhancing E2E performance. An effective method for controlling the DNNs is to adjust the hyper-parameter λ as defined in (19). It has been noted that training the DNNs with a higher λ leads to a consistent decrease in the source distortion, \mathcal{D}_s , while simultaneously increasing R_s . Inspired by this idea and the scaling behavior of the channel distortion given in Theorem 4.1, we propose an iterative algorithm to find the optimal λ^* and retrain the DNNs.

Let λ^{1*} , $\{\Phi, \psi\}^{1*}$, \mathcal{D}_c^{1*} and \tilde{C}_ψ^{1*} represent the hyper-parameter, NN parameters, and the estimated parameter from the model selection algorithm, respectively. The NNs are initialized from the parameters $\{\Phi, \psi\}^{1*}$. Since the retraining of the NNs focuses on controlling the source rate, we assume that the estimated parameter \tilde{C}_ψ w.r.t. the sensitivity of source decoder stays constant and equals to \tilde{C}_ψ^{1*} . Then, the algorithm for the model retraining iterates the following two steps:

1) model retraining for a fixed hyper-parameter; 2) hyper-parameter updating, which are elaborated in the following subsections.

1) Model retraining for a fixed hyper-parameter: By involving channel distortion into Problem (19), we propose a new loss function to retrain the DNNs:

$$\hat{\mathcal{L}} = \hat{\lambda}_i \mathcal{D}_s + \beta \hat{\mathcal{D}}_c + R_s, \quad (24)$$

where $\beta > 0$ is a constant, and

$$\hat{\mathcal{D}}_c = \frac{K}{M} \left(1 - (1 - \rho)^{\bar{T}}\right) \tilde{C}_\psi^{1*} \left(\frac{2^{2R_s/K}}{2\pi e} + \frac{1}{12}\right), \quad (25)$$

and the channel rate R_c is calculated from Lemma 4.1. Here, $\hat{\lambda}_i > 0, i \geq 1$, represent the updated hyper-parameter at the i -th iteration, which is introduced later. It is worth noticing that the newly derived loss function $\hat{\mathcal{L}}$ in (24) differs from that in (19) by incorporating the channel distortion. The term, $\hat{\mathcal{D}}_c$, therein can be viewed as a regularization term that constrains the increase of the source rate. When the optimal R_s is attained, $\hat{\mathcal{D}}_c$ approaches zero. In cases where R_s is excessively large, this term helps to decrease it and alleviate the cliff effect.

The newly derived loss function in (24) is differentiable w.r.t. the NN parameters $\{\Phi, \psi\}$. This allows the back-propagation algorithm to be applied to retraining the DNNs. When the DNNs are well retrained, the source distortion, $\mathcal{D}_{s,i}$, and the source rate, $R_{s,i}$, can be estimated over the validation dataset. Then, we compute $R_{c,i}$ according to Lemma 4.1. Finally, the E2E distortion, $\hat{\mathcal{D}}_{t,i}$, and the channel distortion, $\hat{\mathcal{D}}_{c,i}$, can be obtained by substituting the solution $(\mathcal{D}_{s,i}, R_{s,i}, R_{c,i})$ into (25).

2) Hyper-parameter updating: The updating of the hyper-parameter, $\hat{\lambda}_i$, is based on the scaling behavior of the E2E distortion as shown in Fig. 5. At i -th iteration, we first determine the stage of the channel distortion $\hat{\mathcal{D}}_{c,i-1}$ after the $(i-1)$ -th iteration.

- **Leveling-off stage** (i.e., $0 \leq \hat{\mathcal{D}}_{c,i-1} \leq \eta_1$). In this case, the source rate needs to be increased to reduce the source distortion. Initially, $\mathcal{D}_{c,-1} = \mathcal{D}_c^{1*}$. From the look-up table, we can easily find a NN model with a neighbor³ hyper-parameter $\tilde{\lambda} > \lambda^{1*}$. It is apparent that the optimal hyper-parameter λ^* for problem (19) falls into the interval $\lambda^{1*} \leq \lambda^* \leq \tilde{\lambda}$. Due to the exponential growth of the channel distortion, the optimal solutions for Problem (18) expect the channel distortion to be small enough compared with the source distortion. Hence, the optimal parameter $\hat{\lambda}$ for problem (25) is actually similar to the one λ^* for problem (19) and also falls into the interval $[\lambda^{1*}, \tilde{\lambda}]$. Following this idea, we initially set the hyper-parameter $\hat{\lambda}_0$ as

$$\hat{\lambda}_0 = \frac{\lambda^{1*} + \tilde{\lambda}}{2}. \quad (26)$$

The updating of the hyper-parameter $\hat{\lambda}_i$ follows the

bisection search rule:

$$\hat{\lambda}_i = \frac{\hat{\lambda}_{i-1} + \bar{\lambda}_{\max}}{2}, \quad \bar{\lambda}_{\min} = \hat{\lambda}_{i-1}, \quad (27)$$

where the parameters $\bar{\lambda}_{\min}$ and $\bar{\lambda}_{\max}$ are initially set as $\min\{\lambda^{1*}, \tilde{\lambda}\}$ and $\max\{\lambda^{1*}, \tilde{\lambda}\}$, respectively.

- **Cliff stage** (i.e., $\hat{\mathcal{D}}_{c,i-1} \geq \eta_1$). In this stage, the source rate is reduced, while improving the E2E performance. Similarly, we first find a neighbor NN model from the look-up table with the hyper-parameter being smaller than the one obtained from Step I, i.e., $\tilde{\lambda} < \lambda^{1*}$. The initial hyper-parameter $\hat{\lambda}_0$ is calculated by (26). The updating of the hyper-parameter $\hat{\lambda}_i$ follows:

$$\hat{\lambda}_i = \frac{\hat{\lambda}_{i-1} + \bar{\lambda}_{\min}}{2}, \quad \bar{\lambda}_{\max} = \hat{\lambda}_{i-1}, \quad (28)$$

The updated hyper-parameter $\hat{\lambda}_i$ will be used in step 1) for retraining the DNNs.

Finally, alternating the above two steps until the algorithm converges. To summarize, the algorithm for the model retraining is presented in Algorithm 2.

Algorithm 2 Model Retraining

Input: Block length L , SNR γ , block coding type, the parameters λ^{1*} , $\{\Phi, \psi\}^{1*}$, \mathcal{D}_c^{1*} and \tilde{C}_ψ^{1*} from Step I, threshold $\eta_1 > 0$, index $i = 0$, tolerance $\xi > 0$.

Output: R_c^* and $\{\Phi, \psi\}^*$.

- 1: Determine the stage based on $\mathcal{D}_{c,-1}$ and initialize the hyper-parameter $\hat{\lambda}_0$ according to (26).
 - 2: Initialize the parameters $\bar{\lambda}_{\min} = \min\{\lambda^{1*}, \tilde{\lambda}\}$ and $\bar{\lambda}_{\max} = \max\{\lambda^{1*}, \tilde{\lambda}\}$.
 - 3: **repeat**
 - 4: With the hyper-parameter $\hat{\lambda}_i$ and the NN parameters $\{\Phi, \psi\}^{1*}$, retrain the NNs by using the back propagation method [24] to minimize the loss function $\hat{\mathcal{L}}$ in (24).
 - 5: Calculate the channel rate $R_{c,i}$ according to Lemma 4.1.
 - 6: Calculate the channel distortion $\hat{\mathcal{D}}_{c,i}$ according to (25).
 - 7: **if** $\hat{\mathcal{D}}_{c,i} \leq \eta_1$ **then:**
 - 8: Update $\hat{\lambda}_i$ and $\bar{\lambda}_{\min}$ according to (27).
 - 9: **else**
 - 10: Update $\hat{\lambda}_i$ and $\bar{\lambda}_{\max}$ according to (28).
 - 11: **end if**
 - 12: **until** $|\hat{\lambda}_i - \hat{\lambda}_{i-1}| < \xi$; Otherwise, repeat the algorithm and set $i = i + 1$.
 - 13: $R_c^* = R_{c,i}$ and $\{\Phi, \psi\}^* = \{\Phi, \psi\}^i$
-

V. EXPERIMENTAL RESULTS

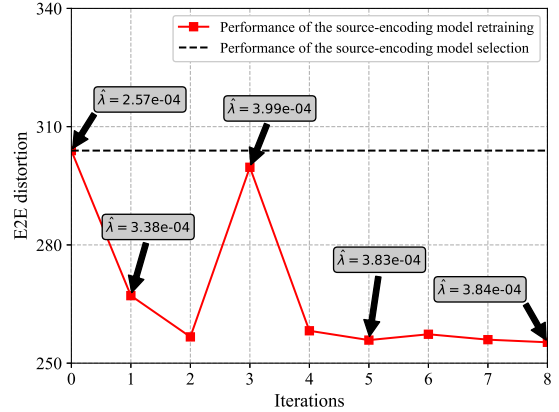
A. Experimental Settings

- **Model architecture:** We adopt the classical hyper-prior model in [25] as the source-encoding architecture to validate the performance gain of the proposed D²-JSCC framework. The hyper-prior model is composed of convolutional layers with GDN, IGDN, and ReLU activation functions. It is worth mentioning that D²-JSCC

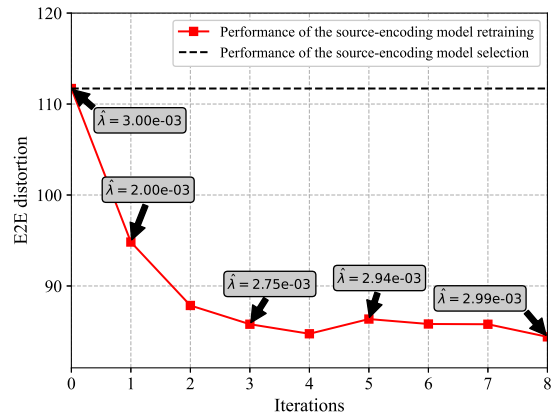
³In scenarios where λ^{1*} is the largest or smallest one in the loop-up table, we can set $\tilde{\lambda}$ be a suitable constant larger or smaller than λ^{1*} .

framework is also compatible with other NN architectures, e.g., transformer-based architecture [35].

- Real datasets:** We test the optimized D²-JSCC system over two well-known image datasets: medium-size dataset Kodak (768 × 512 pixels) [40], and large-size dataset CLIC (up to 2048 × 1890 pixels) [41]. The dataset for training the deep source coders in the model-selection step consists of 100,000 images sampled from the training dataset of the Open Images Dataset [36]. The look-up table is learned over 10,000 images randomly sampled from the validation dataset of the Open Images Dataset [36]. During the model retraining step, we utilize a small portion of the training dataset, i.e., 6000 images, to retrain the deep source encoder/decoder. For model training and optimization, images are randomly cropped into 256 × 256 pixels.
- Model training settings:** In developing the look-up table, we train each NN model for a total of 200 epochs using the Adam optimizer [42] and a mini-batch size of 16. The initial learning rate is set to 10⁻⁴ and is multiplied by 0.1 when the computed loss remains unchanged. The established look-up table comprises 16 models with Bpp values ranging from 0.012 to 1.36. During model retraining, the training epoch for each iteration is set as 10. Due to Approximation 2 for quantization noise, the calculated source rate R_s might be larger than the exact one. To better control the hyper-parameter, we first subtract the source rate by a positive constant and then scale the loss functions in (19) and (24) as follows: $\lambda D_s + \frac{\tilde{R}_s}{256 \times 256}$ and $\hat{\lambda}_i D_s + \beta \hat{D}_c(\tilde{R}_s) + \frac{\tilde{R}_s}{256 \times 256}$, where $\tilde{R}_s = R_s - 0.1 \times 256 \times 256$. The hyper-parameter β is set as 10⁻⁴. The threshold η_1 is set as 1. All the experiments were conducted using the PyTorch backend [43] on a hardware platform equipped with an Intel(R) Xeon(R) Silver 4210R CPU, NVIDIA A100 GPU, and 40GB of RAM.
- Channel codes:** For channel coding in D²-JSCC, we consider both the ideal random coding and the practical polar coding. For the former, we assume that bit errors uniformly occur over source bits. Thereby, transmission errors can be simulated by randomly flipping the source bits with a bit error rate of ρ_b . The rate is calculated from (4), and $\rho = 1 - (1 - \rho_b)^N$. For polar coding, the achievable channel rate increases as the SNR grows. This makes it necessary to adapt the modulation type to the channel SNR. To this end, the modulation type is set as BPSK when the SNR is lower than 3 dB or otherwise, quadrature phase shift keying (QPSK). Let b denote the modulated bits per symbol (e.g., $b = 2$ for QPSK). When the optimal channel rate, R_c^* , is achieved, a $(\lceil 4096 \frac{R_c^*}{b} \rceil, 4096)$ polar code can be constructed for transmission via the aff3ct toolbox [44].
- Benchmark schemes:** The benchmark schemes include both the deep JSCC schemes [17], [18] and the classic separated source-channel coding schemes. For deep JSCC, we consider two architectures: the classic deep JSCC [18], namely, DJSCC, and the nonlinear transform



(a) SNR = 1 dB



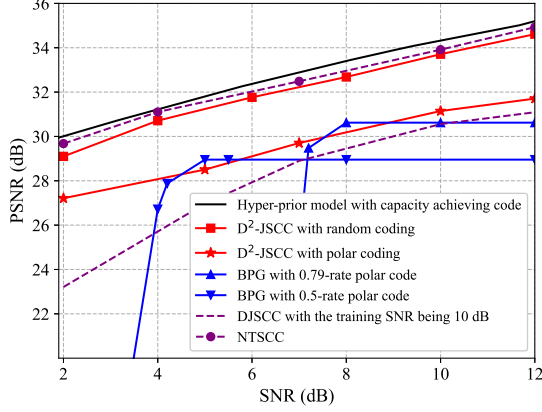
(b) SNR = 7.89 dB

Fig. 6: Convergence performance of the model retraining algorithm. The average bandwidth ratio is 0.022.

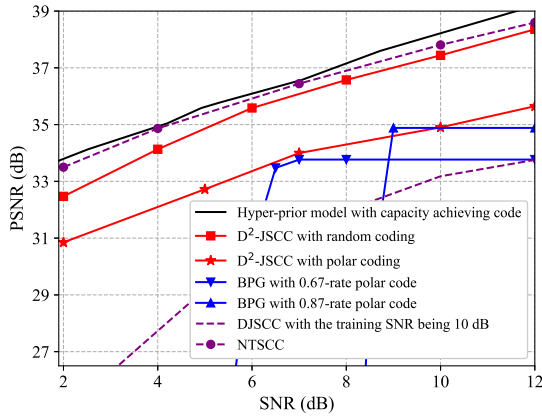
source-channel coding (NTSCC) [17]. Both the DJSCC and NTSCC schemes directly employ the DNNs to map image data into analog symbols for transmission, while the latter involves an adaptive density model and demonstrates superior performance. For the separated source-channel coding schemes, we utilize the BPG scheme combined with a c -rate $(\lceil 4096c \rceil, 4096)$ polar code and QPSK modulation. We compare the schemes and D²-JSCC over a block Rayleigh fading channel with channel-inversion transmission.

B. Convergence Performance of D²-JSCC

Fig. 6 depicts the E2E distortion as the number of iteration increases. To better illustrate the convergence performance of the proposed algorithm, we consider two performance stages after the model selection: the leveling-off stage and the cliff stage. When the SNR equals to 1 dB, the calculated channel distortion D_c approaches zero, indicating the leveling-off stage. In this stage, the hyper-parameter λ needs to be increased to enable the NN model to extract more



(a) Kodak dataset



(b) CLIC dataset

Fig. 7: PSNR performance versus the SNR over different datasets. The average bandwidth ratio is set as 0.0625 and the block length for the D²-JSCC scheme with random coding is 1024.

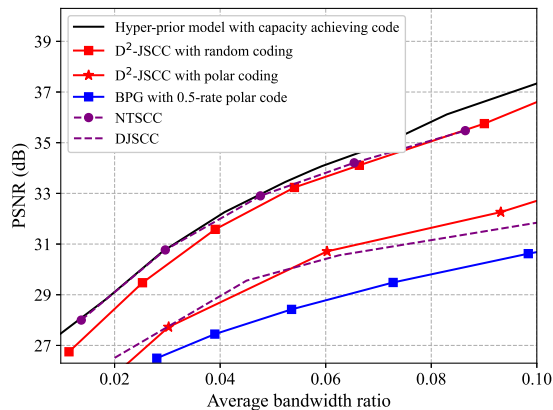
feature information. As shown in Fig. 6(a), it is observed that the hyper-parameter gradually increases until it converges to 3.84×10^{-4} . It is noted that when the iteration equals 3, the E2E distortion dramatically increases. This phenomenon can be explained by the fact that when the hyper-parameter $\hat{\lambda} = 3.99 \times 10^{-4}$, the source rate is too large to be supported by the channel codes with the SNR being 1 dB, leading to the cliff effect. To decrease the E2E distortion, the proposed algorithm chooses a smaller hyper-parameter $\hat{\lambda}$ to reduce the source rate. A similar phenomenon can be observed in Fig. 6(b) with the initial $\mathcal{D}_c \gg 0$. Initially, the hyper-parameter is reduced from 3×10^{-3} to 2×10^{-3} to mitigate the cliff effect. Then, the hyper-parameter gradually increases to reach the optimal value. In addition, Fig. 6 reveals that the proposed retraining algorithm quickly converges and achieves a significant performance gain compared with the model selection algorithm.

C. E2E Performance of D²-JSCC

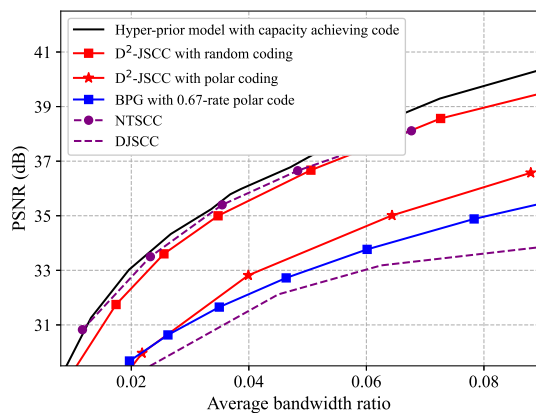
First, we quantify the E2E performance of the proposed D²-JSCC scheme using the widely used pixel-wise metric, i.e., the peak signal-to-noise ratio (PSNR) [25], [26]. Fig. 7 depicts the PSNR performance as a function of the SNR over different datasets. The “hyper-prior model with capacity-achieving code” can be seen as a performance bound on using the deep source coding, where the encoded bits are transmitted error-free at the capacity rate. For both the Kodak and CLIC datasets, we can observe that the proposed D²-JSCC scheme mitigates the cliff effect and has a significant performance gain compared to the separate source-channel coding across low to high SNR regions. More specifically, as the SNR decreases, the performance of the BPG scheme with a fixed rate exponentially decreases, while the proposed scheme still maintains graceful performance degradation. For example, at an SNR of 2 dB, the proposed D²-JSCC scheme with polar coding still achieves 27.2 dB and 30.8 dB over Kodak and CLIC datasets, respectively. Additionally, as the SNR increases, the performance of the BPG scheme remains unchanged, while the proposed scheme is able to support image transmission with a higher PSNR. For instance, a 2.7 dB performance gain can be observed at an SNR of 12 dB for the Kodak dataset, compared to the BPG scheme with a 0.5-rate polar code. The reason for these phenomena is that the proposed scheme can efficiently balance the source and channel rates to adapt to the variations of the SNR.

Moreover, we observe from Fig. 7 that the proposed scheme with random coding has a comparable PSNR performance compared with the NTSCC scheme. For instance, the proposed D²-JSCC scheme with random coding exhibits only a 0.39 dB degradation compared with the NTSCC scheme for Kodak dataset at the SNR of 4 dB. The performance loss comes from the discrete errors caused by quantization, and digital source and channel codes. However, the proposed scheme is more compatible with the current digital communication protocols. In addition, the optimizations of the proposed scheme do not rely on the instantaneous channel samples but the channel SNR, which makes it more easily implemented in reality. More strikingly, we observe that the proposed scheme has a better performance compared with the DJSCC scheme over some SNR regions. For example, at an SNR of 12 dB and CLIC dataset, an around 2 dB gain can be observed. The reason for the performance gain is that the DJSCC fixes the number of transmitted symbols for all images, while the proposed scheme with the adaptive model is able to change the source-encoded bits based on the content of the images, resulting in a better performance over large-size images.

Next, in Fig. 8, we depict the PSNR performance as a function of the bandwidth ratios. It is observed that the proposed scheme exhibits a significant performance gain compared with the BPG scheme across different bandwidth ratios, indicating that the proposed scheme is capable of saving more bandwidths while maintaining the same PSNR. For instance, when the dataset is Kodak and the PSNR is 31 dB, the proposed scheme with polar coding is able to save around $0.04 * M$ bandwidths compared with the BPG scheme. When



(a) Kodak dataset



(b) CLIC dataset

Fig. 8: PSNR performance versus the bandwidth ratio over different datasets. The SNR is set as 10 dB.

the dataset is CLIC, to achieve 35 dB PSNR, the proposed scheme is able to save around $0.015 * M$ bandwidths.

We also investigate the performance of the proposed scheme w.r.t. the block length. Fig. 9 depicts the PSNR performance as a function of the block length over different datasets. With the block length increasing, the performance of the proposed scheme will approach to the performance bound with the capacity achieving code. For example, when the block length is 2048 and the dataset is Kodak, performance gap between the proposed scheme and the bound is around 0.25 dB. The reason for this phenomenon is that with the block length increasing, the achievable rate for the reliable image transmission will increase to the capacity. This phenomenon is aligned with the Shannon theorem that the separate source-channel coding is optimal when the block length tends to infinity [45].

D. Perceptual Performance of D²-JSCC

Finally, we evaluate the performance of the proposed scheme using the perceptual metric, i.e., the multi-scale structural similarity index (MS-SSIM) [46]. The MS-SSIM metric is widely used to measure the structural errors of images,

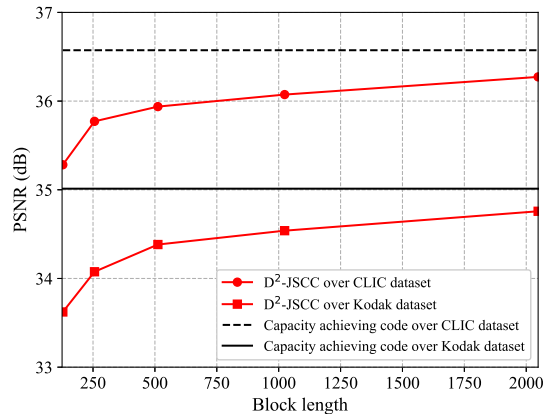


Fig. 9: PSNR performance versus the block length over different datasets. The ideal random coding is adopted and the SNR is set as 7 dB. The bandwidth ratios are 0.061 and 0.096 for CLIC and Kodak datasets, respectively.

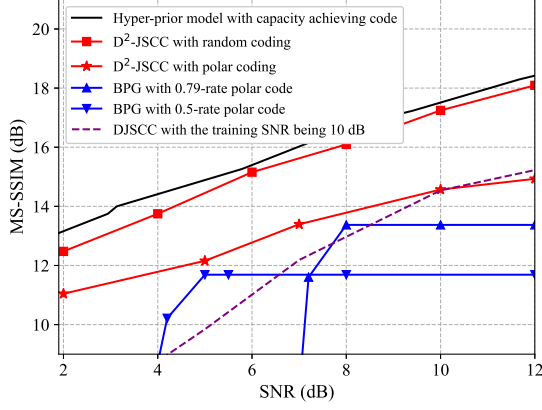
rather than the pixel-level distortion in PSNR metric, and is more suitable for quantifying the visual quality of images. As shown in Fig. 10, we depict the MS-SSIM as a function of the SNR over different datasets. It is observed that the proposed scheme still achieves higher MS-SSIM scores compared with the DJSCC and BPG schemes across different SNR regimes. For instance, when the dataset is Kodak and the SNR is 7 dB, the proposed scheme with polar coding is 1.8 dB better than the BPG scheme with a 0.79-rate polar code. Here, we do not compare the proposed scheme with the NTSCC, because the latter is able to train the neural networks using the MS-SSIM as the loss function and achieves better results. However, it is possible for the proposed scheme to modify the distortion function in equation (16) to improve the MS-SSIM, which will be left for future research.

VI. CONCLUDING REMARKS

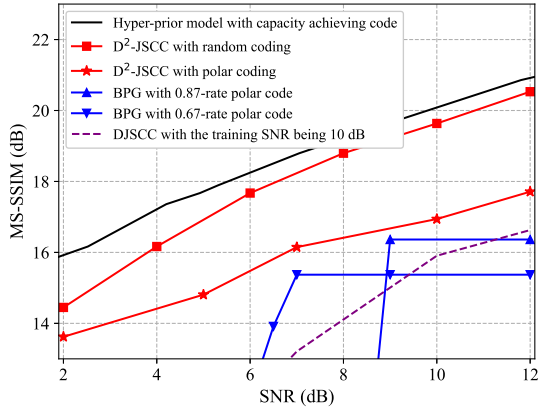
This paper proposed a novel D²-JSCC framework for image transmission problem in SemCom, where the digital source and channel coding are jointly optimized to reduce the E2E distortion. Specifically, we designed a deep source coding scheme with an adaptive density model to encode semantic features according to their different distributions, leading to an increased coding efficiency. To facilitate the joint design of the source and channel coding, the E2E distortion was characterized as a function of the NN parameters and channel rate. To minimize the E2E distortion, we proposed a two-step algorithm with low computational complexity. Simulation results reveal that the proposed D²-JSCC outperforms both the classic deep JSCC and the classical separation-based approaches.

Some potential research directions on developing the D²-JSCC framework for SemCom are summarized as follows:

- **E2E Metric Design:** This paper described the E2E performance using the classical MSE metric, which might not be optimal for certain task-oriented applications.



(a) Kodak dataset



(b) CLIC dataset

Fig. 10: MS-SSIM performance versus the SNR over different datasets. The average bandwidth ratio is set as 0.0625.

More metric designs (e.g., MS-SSIM and task accuracy) can be explored in the D²-JSCC framework.

- **D²-JSCC with Digital Communication Techniques:** Future research could explore the integration of the D²-JSCC framework with existing digital communication techniques, such as orthogonal frequency division multiplexing and multiple-input and multiple-output.

APPENDIX A PROOF OF THEOREM 3.1

According to the considered point-to-point channel given in (6), the encoded bits of data \mathbf{x} is divided into T packets for transmissions. Based on the (N, L) block code and its block error probability ρ , we define the probability event $A = \{\text{All the } T \text{ packets are successfully decoded}\}$ and its complementary event \tilde{A} with $\Pr(A) = (1 - \rho)^T$ and $\Pr(\tilde{A}) = 1 - \Pr(A)$. Given the data dimension M , the E2E distortion in (7) is expressed as

$$\begin{aligned}
 \mathcal{D}_t &= \frac{1}{M} \mathbb{E}_{\mathbf{x}, \mathcal{N}} \{ \|\mathbf{x} - \hat{\mathbf{x}}\|^2 \}, \\
 &\stackrel{(a)}{=} \frac{1}{M} \mathbb{E}_{\mathbf{x}} \left\{ \Pr(A) \mathbb{E}_{\mathcal{N}} \{ \|\mathbf{x} - \hat{\mathbf{x}}\|^2 | A \} \right. \\
 &\quad \left. + \Pr(\tilde{A}) \mathbb{E}_{\mathcal{N}} \{ \|\mathbf{x} - \hat{\mathbf{x}}\|^2 | \tilde{A} \} \right\}, \\
 &\stackrel{(b)}{=} \frac{1}{M} \mathbb{E}_{\mathbf{x}} \left\{ (1 - \rho)^T \mathbb{E}_{\mathcal{N}} \{ \|\mathbf{x} - \hat{\mathbf{x}}\|^2 | A \} \right. \\
 &\quad \left. + (1 - (1 - \rho)^T) \mathbb{E}_{\mathcal{N}} \{ \|\mathbf{x} - \hat{\mathbf{x}}\|^2 | \tilde{A} \} \right\}, \\
 &\stackrel{(c)}{\approx} (1 - \rho)^{\tilde{T}} \frac{1}{M} \mathbb{E}_{\mathbf{x}, \mathcal{N}} \{ \|\mathbf{x} - \hat{\mathbf{x}}\|^2 | A \} \\
 &\quad + \frac{1}{M} \left(1 - (1 - \rho)^{\tilde{T}} \right) \mathbb{E}_{\mathbf{x}, \mathcal{N}} \{ \|\mathbf{x} - \hat{\mathbf{x}}\|^2 | \tilde{A} \}, \\
 &\stackrel{(d)}{=} (1 - \rho)^{\tilde{T}} \mathcal{D}_s + \underbrace{\left(1 - (1 - \rho)^{\tilde{T}} \right) \frac{1}{M} \mathbb{E}_{\mathbf{x}, \mathcal{N}} \{ \|\mathbf{x} - \hat{\mathbf{x}}\|^2 | \tilde{A} \}}_{\mathcal{K}}, \tag{29}
 \end{aligned}$$

where equality (a) holds due to the law of total expectation [47]. To prove (c), we first express the function $(1 - \rho)^T$ as a Taylor series w.r.t. T around the average packet number $\tilde{T} = \frac{R_s}{LR_c}$, i.e., $(1 - \rho)^T = (1 - \rho)^{\tilde{T}} + \log(1 - \rho)(1 - \rho)^{\tilde{T}}(T - \tilde{T}) + o((\log(1 - \rho))(T - \tilde{T}))$. Assume that the variation of number of packets is bounded, i.e., $|T - \tilde{T}| < g, g > 0$. When the block error probability is small enough, we have $\log(1 - \rho) \approx 0$ and $(1 - \rho)^T$ can be approximated by $(1 - \rho)^{\tilde{T}}$. By applying $(1 - \rho)^T \approx (1 - \rho)^{\tilde{T}}$ into (b), (c) is obtained. Equality (d) holds due to the fact that the term $\frac{1}{M} \mathbb{E}_{\mathbf{x}, \mathcal{N}} \{ \|\mathbf{x} - \hat{\mathbf{x}}\|^2 | A \}$ in (c) follows:

$$\frac{1}{M} \mathbb{E}_{\mathbf{x}, \mathcal{N}} \{ \|\mathbf{x} - \hat{\mathbf{x}}\|^2 | A \} = \frac{1}{M} \mathbb{E}_{\mathbf{x}} \{ \|\mathbf{x} - \bar{\mathbf{x}}\|^2 \} = \mathcal{D}_s, \tag{30}$$

where $\bar{\mathbf{x}} = \mathcal{F}^{-1}(\mathcal{F}(\mathbf{x}))$ denotes the recovered data under error-free transmissions.

Then, we bound the term \mathcal{K} given in (29) as follows:

$$\begin{aligned}
 &\frac{1}{M} \mathbb{E}_{\mathbf{x}, \mathcal{N}} \{ \|\mathbf{x} - \hat{\mathbf{x}}\|^2 | \tilde{A} \} \\
 &\stackrel{(a)}{=} \frac{1}{M} \mathbb{E}_{\mathbf{x}, \mathcal{N}} \{ \|\mathbf{x} - \bar{\mathbf{x}} + \bar{\mathbf{x}} - \hat{\mathbf{x}}\|^2 | \tilde{A} \}, \\
 &\stackrel{(b)}{=} \frac{1}{M} \left(\mathbb{E}_{\mathbf{x}, \mathcal{N}} \{ \|\mathbf{x} - \bar{\mathbf{x}}\|^2 | \tilde{A} \} + \mathbb{E}_{\mathbf{x}, \mathcal{N}} \{ \|\hat{\mathbf{x}} - \bar{\mathbf{x}}\|^2 | \tilde{A} \} \right. \\
 &\quad \left. - 2 \mathbb{E}_{\mathbf{x}, \mathcal{N}} \{ (\hat{\mathbf{x}} - \bar{\mathbf{x}})^T (\mathbf{x} - \bar{\mathbf{x}}) | \tilde{A} \} \right), \\
 &\stackrel{(c)}{=} \mathcal{D}_s + \frac{1}{M} \mathbb{E}_{\mathbf{x}, \mathcal{N}} \{ \|\bar{\mathbf{x}} - \hat{\mathbf{x}}\|^2 | \tilde{A} \}, \\
 &\stackrel{(d)}{=} \mathcal{D}_s + \frac{1}{M} \mathbb{E}_{\mathbf{x}, \mathcal{N}} \{ \|G_\psi(\tilde{\mathbf{y}}) - G_\psi(\hat{\mathbf{y}})\|^2 | \tilde{A} \}, \\
 &\stackrel{(e)}{\leq} \mathcal{D}_s + \frac{1}{M} C_\psi \mathbb{E}_{\mathbf{x}, \mathcal{N}} \{ \|\tilde{\mathbf{y}} - \hat{\mathbf{y}}\|^2 | \tilde{A} \}, \\
 &\stackrel{(f)}{\leq} \mathcal{D}_s + \frac{1}{M} C_\psi (\tilde{\alpha}_\rho, \Phi - 1) \text{Tr} \left(\tilde{\Sigma}_\Phi + \frac{1}{12} \mathbf{I} \right). \tag{31}
 \end{aligned}$$

The above equalities and inequalities (a)-(f) are proved as follows:

- Equality (b) can be obtained by expanding the norm expression in (a).
- Equality (c) holds due to the facts that $\frac{1}{M} \mathbb{E}_{\mathbf{x}, \mathcal{N}} \{ \|\mathbf{x} - \bar{\mathbf{x}}\|^2 | A \} = \mathcal{D}_s$ and $\frac{1}{M} \mathbb{E}_{\mathbf{x}, \mathcal{N}} \{ \|\mathbf{x} - \bar{\mathbf{x}}\|^2 | \tilde{A} \} = \mathcal{D}_s$.

$\bar{\mathbf{x}}\|\tilde{A}\} = \mathcal{D}_s$ and

$$\begin{aligned} & \mathbb{E}_{\mathbf{x}, \mathcal{N}}\{(\hat{\mathbf{x}} - \bar{\mathbf{x}})^T(\mathbf{x} - \bar{\mathbf{x}})|\tilde{A}\} \\ & = \mathbb{E}_{\mathbf{x}, \mathcal{N}}\{(\hat{\mathbf{x}} - \bar{\mathbf{x}})^T|\tilde{A}\}\mathbb{E}_{\mathbf{x}}\{(\mathbf{x} - \bar{\mathbf{x}})\} = 0. \end{aligned} \quad (32)$$

Equality (32) comes from the facts that the channel errors are independent from the source data and the source encoder is designed to meet the centroid condition [14], [25], i.e., $\mathbb{E}_{\mathbf{x}}\{(\mathbf{x} - \bar{\mathbf{x}})\} = 0$.

- Equality (d) is obtained by involving the recovery function G_ψ into (c).
- Inequality (e) is obtained by applying Assumption 3.
- To prove inequality (f), we first assume that $\hat{\mathbf{y}} = \tilde{\mathbf{y}} + \mathbf{g}$, where $\mathbf{g} = [g_1, g_2, \dots, g_K]^T$ is the error caused by transmissions with zero mean, i.e., $\mathbb{E}(g_i) = 0$, and is uncorrelated with the feature $\tilde{\mathbf{y}}$ from source coding. By applying Lemma 3.1, we have

$$\mathbb{E}\{|\mathbf{g}|^2\} \leq (\alpha_{\rho, \Phi} - 1)\text{Tr}\left(\bar{\Sigma}_\Phi + \frac{1}{12}\mathbf{I}\right). \quad (33)$$

Conditioned on the probability event \tilde{A} , we have $\mathbf{g} \neq 0$ and there exist a constant $\tilde{\alpha}_{\rho, \Phi} > \alpha_{\rho, \Phi} > 1$ such that

$$\mathbb{E}\{|\mathbf{g}|^2|\tilde{A}\} \leq (\tilde{\alpha}_{\rho, \Phi} - 1)\text{Tr}\left(\bar{\Sigma}_\Phi + \frac{1}{12}\mathbf{I}\right). \quad (34)$$

By applying (34) into (e), we have

$$\mathbb{E}_{\mathbf{x}, \mathcal{N}}\{\|\tilde{\mathbf{y}} - \hat{\mathbf{y}}\|^2|\tilde{A}\} \leq (\tilde{\alpha}_{\rho, \Phi} - 1)\text{Tr}\left(\bar{\Sigma}_\Phi + \frac{1}{12}\mathbf{I}\right). \quad (35)$$

Then, inequality (f) is obtained.

Finally, by substituting (31) into (29), Theorem 3.1 is proved.

APPENDIX B

PROOF OF COROLLARY 3.1.1

According to Approximation 2 in Section III, we approximate the quantized feature as $\tilde{\mathbf{y}} = \mathbf{y} + \mathbf{o}$ with $\mathbf{o} \sim \mathcal{U}(-\frac{1}{2}, \frac{1}{2})$. From the property of conditional entropy [45], the entropy of feature $\tilde{\mathbf{y}}$ follows $R_s = H(\tilde{\mathbf{y}}, \tilde{\mathbf{z}}) \geq H(\tilde{\mathbf{y}}) \geq H(\tilde{\mathbf{y}}|\mathbf{o})$ with $H(\tilde{\mathbf{y}}|\mathbf{o})$ being calculated as

$$\begin{aligned} H(\tilde{\mathbf{y}}|\mathbf{o}) & = \int_{\mathbf{o}} \left(\int_{\tilde{\mathbf{y}}} -p(\tilde{\mathbf{y}}|\mathbf{o}) \log p(\tilde{\mathbf{y}}|\mathbf{o}) d\tilde{\mathbf{y}} \right) d\mathbf{o} \\ & = \frac{1}{2} \log_2(2\pi e)^K + \frac{1}{2} \log_2 \det(\bar{\Sigma}_\Phi), \end{aligned} \quad (36)$$

It is worth noticing that the side information $\tilde{\mathbf{z}}$ contains significantly fewer bits than the feature $\tilde{\mathbf{y}}$, which implies that the inequality $R_s \geq H(\tilde{\mathbf{y}})$ in equation (36) is indeed tight. From (36), we have

$$2^{2R_s - \log_2(2\pi e)^K} \geq \det(\bar{\Sigma}_\Phi) \approx \left(\frac{1}{K} \text{Tr}(\bar{\Sigma}_\Phi) \right)^K, \quad (37)$$

where approximation (37) comes from Approximation 1 that feature \mathbf{y} is sparse and most of variances $\{\sigma_{\Phi, i}^2\}$ are small and similar. Then, we have

$$\text{Tr}(\bar{\Sigma}_\Phi) \leq K \frac{2^{2R_s/K}}{2\pi e}. \quad (38)$$

By substituting (38) into (14), Corollary 3.1.1 is proved.

APPENDIX C

PROOF OF LEMMA 4.1

For the random coding and ML decoder with the block error probability given in (4), the objective function in problem (21) becomes

$$U_r = \frac{R_s}{LR_c} Q \left(\frac{\sqrt{L}(\log_2(1+\gamma) - R_c)}{\sqrt{\left(1 - \frac{1}{(1+\gamma)^2}\right) \log_2^2(e)}} \right). \quad (39)$$

Let $a = \frac{\sqrt{L} \log_2(1+\gamma)}{\sqrt{\left(1 - \frac{1}{(1+\gamma)^2}\right) \log_2^2(e)}}$ and $b = \frac{\sqrt{L}}{\sqrt{\left(1 - \frac{1}{(1+\gamma)^2}\right) \log_2^2(e)}}$.

The first order gradient of function U_r w.r.t. R_c is calculated by

$$\frac{\partial U_r}{\partial R_c} = \frac{R_s b}{LR_c} \frac{1}{\sqrt{2\pi}} \exp\left(-\frac{(a - bR_c)^2}{2}\right) - \frac{R_s}{LR_c^2} Q(a - bR_c), \quad (40)$$

$$\begin{aligned} & \geq \frac{R_s b}{LR_c} \frac{1}{\sqrt{2\pi}} \exp\left(-\frac{(a - bR_c)^2}{2}\right) \\ & \quad - \frac{R_s}{2LR_c^2} \exp\left(-\frac{(a - bR_c)^2}{2}\right), \end{aligned} \quad (41)$$

$$= \frac{R_s}{LR_c^2} \exp\left(-\frac{(a - bR_c)^2}{2}\right) \left(\frac{b}{\sqrt{2\pi}} R_c - \frac{1}{2} \right), \quad (42)$$

where inequality (41) comes from the Chernoff bound of the Q-function, i.e., $Q(d) \leq \frac{1}{2} \exp(-\frac{d^2}{2})$, $d \geq 0$, and $a - bR_c \geq 0$. From (42), we observe that when $R_c \geq \frac{\sqrt{2\pi}}{2b}$, the gradient $\frac{\partial U_r}{\partial R_c} \geq 0$. When L tends to infinity, we have

$$\lim_{L \rightarrow \infty} \frac{\sqrt{2\pi}}{2b} \leq \lim_{L \rightarrow \infty} \frac{\sqrt{2\pi} \log_2(e)}{2\sqrt{L}} = 0. \quad (43)$$

From (43), it is observed that $\frac{\sqrt{2\pi}}{2b}$ approximates to zero for large block length L . For example, when $L \geq 512$, $\frac{\sqrt{2\pi}}{2b} \leq 0.07$. Hence, for sufficiently large L , we have $\frac{\partial U_r}{\partial R_c} \geq 0$, which implies that U_r increases w.r.t. the channel rate R_c . Then, according to the constraint in problem (21), the optimal solution $R_c^* = \frac{R_s}{d}$.

For the polar coding with the block error probability given in (5), the objective function in problem (21) becomes

$$U_p = \frac{R_s}{LR_c} e^{\beta_1 R_c + \beta_2}. \quad (44)$$

The gradient is calculated by

$$\frac{\partial U_p}{\partial R_c} = \frac{R_s \beta_1}{LR_c} e^{\beta_1 R_c + \beta_2} - \frac{R_s}{LR_c^2} e^{\beta_1 R_c + \beta_2}, \quad (45)$$

$$= \frac{R_s}{R_c^2 L} e^{\beta_1 R_c + \beta_2} (\beta_1 R_c - 1). \quad (46)$$

From (46), we observe that when $R_c \geq \frac{1}{\beta_1}$, $\frac{\partial U_p}{\partial R_c} \geq 0$. According to the constraint in problem (21), the optimal solution R_c^* given in (22) is obtained.

APPENDIX D

PROOF OF THEOREM 4.1

When the NNs are given and the channel rate $R_c = \frac{R_s}{d}$, the distortion \mathcal{D}_c with the block error probability ρ given in

(4) can be expressed by

$$D_c = \frac{K}{M} \left(1 - (1 - \rho)^{\tilde{T}}\right) \tilde{C}_\psi \left(\frac{2^{2R_s/K}}{2\pi e} + \frac{1}{12}\right), \quad (47)$$

$$= \frac{K}{M} \frac{\tilde{d}}{L} \tilde{C}_\psi \left(\frac{2^{2R_s/K}}{2\pi e} + \frac{1}{12}\right) Q \left(\frac{\sqrt{L} \left(\log_2(1 + \gamma) - \frac{R_s}{d}\right)}{\sqrt{\left(1 - \frac{1}{(1+\gamma)^2}\right) \log_2^2(e)}}\right), \quad (48)$$

$$\leq \frac{K}{M} \frac{\tilde{d}}{L} \tilde{C}_\psi \left(\frac{2^{2R_s/K}}{2\pi e} + \frac{1}{12}\right) \frac{1}{2} \exp\left(-\frac{L \left(\log_2(1 + \gamma) - \frac{R_s}{d}\right)^2}{2 \log_2^2(e)}\right), \quad (49)$$

where (48) comes from $(1 - \rho)^{\tilde{T}} \approx 1 - \tilde{T}\rho$ for small ρ and $R_c = \frac{R_s}{d}$. Inequality (49) comes from the Chernoff bound of the Q-function [47], i.e., $Q(d) \leq \frac{1}{2} \exp(-\frac{d^2}{2})$, $d \geq 0$, $\log_2(1 + \gamma) - \frac{R_s}{d} > 0$, and $\left(1 - \frac{1}{(1+\gamma)^2}\right) \leq 1$. Since the NNs are fixed, the parameters R_s and \tilde{C}_ψ are constant. Hence, there exist a positive constant η with $\log_2(1 + \gamma) - \frac{R_s}{d} > \eta$ such that the inequality (49) holds. Then, Theorem 4.1 is proved.

REFERENCES

- [1] W. Saad, M. Bennis, and M. Chen, "A vision of 6G wireless systems: Applications, trends, technologies, and open research problems," *IEEE Netw.*, vol. 34, no. 3, pp. 134–142, June 2019.
- [2] G. Zhu, D. Liu, Y. Du, C. You, J. Zhang, and K. Huang, "Toward an intelligent edge: Wireless communication meets machine learning," *IEEE Commun. Mag.*, vol. 58, no. 1, pp. 19–25, Jan. 2020.
- [3] Z. Lin, G. Zhu, Y. Deng, X. Chen, Y. Gao, K. Huang, and Y. Fang, "Efficient parallel split learning over resource-constrained wireless edge networks," *Early Access in IEEE Trans. Mob. Comput.*, 2024.
- [4] K. B. Letaief, W. Chen, Y. Shi, J. Zhang, and Y.-J. A. Zhang, "The roadmap to 6G: Ai empowered wireless networks," *IEEE Commun. Mag.*, vol. 57, no. 8, pp. 84–90, Aug. 2019.
- [5] Z. Lin, G. Qu, X. Chen, and K. Huang, "Split learning in 6G edge networks," *arXiv preprint arXiv:2306.12194*, 2023.
- [6] P. Zhang, W. Xu, H. Gao, K. Niu, X. Xu, X. Qin, C. Yuan, Z. Qin, H. Zhao, J. Wei *et al.*, "Toward wisdom-evolutionary and primitive-concise 6G: A new paradigm of semantic communication networks," *Eng.*, vol. 8, pp. 60–73, Jan. 2022.
- [7] D. Gündüz, Z. Qin, I. E. Aguerri, H. S. Dhillon, Z. Yang, A. Yener, K. K. Wong, and C.-B. Chae, "Beyond transmitting bits: Context, semantics, and task-oriented communications," *IEEE J. Sel. Areas Commun.*, vol. 41, no. 1, pp. 5–41, Jan. 2022.
- [8] X. Mu and Y. Liu, "Exploiting semantic communication for non-orthogonal multiple access," *IEEE J. Sel. Areas Commun.*, vol. 41, no. 8, pp. 2563–2576, Aug. 2023.
- [9] Y. Sun, H. Chen, X. Xu, P. Zhang, and S. Cui, "Semantic knowledge base-enabled zero-shot multi-level feature transmission optimization," *Early Access in IEEE Trans. Wire. Commun.*, pp. 1–1, 2023.
- [10] Z. Qin, X. Tao, J. Lu, W. Tong, and G. Y. Li, "Semantic communications: Principles and challenges," *arXiv preprint arXiv:2201.01389*, 2021.
- [11] T. A. Ramstad, "Shannon mappings for robust communication," *Teletronikk*, vol. 98, no. 1, pp. 114–128, 2002.
- [12] P. A. Floor and T. A. Ramstad, "Shannon-kotel'nikov mappings for analog point-to-point communications," *IEEE Trans. Inf. Theory*, pp. 1–1, July 2023.
- [13] M. Fresia, F. Perez-Cruz, H. V. Poor, and S. Verdú, "Joint source and channel coding," *IEEE Signal Process. Mag.*, vol. 27, no. 6, pp. 104–113, Nov. 2010.
- [14] N. Farvardin, "A study of vector quantization for noisy channels," *IEEE Trans. Inf. Theory*, vol. 36, no. 4, pp. 799–809, July 1990.
- [15] A. Nosratinia, J. Lu, and B. Aazhang, "Source-channel rate allocation for progressive transmission of images," *IEEE Trans. Commun.*, vol. 51, no. 2, pp. 186–196, 2003.
- [16] R. Hamzaoui, V. Stankovic, and Z. Xiong, "Optimized error protection of scalable image bit streams [advances in joint source-channel coding for images]," *IEEE Signal Process. Mag.*, vol. 22, no. 6, pp. 91–107, Nov. 2005.
- [17] J. Dai, S. Wang, K. Tan, Z. Si, X. Qin, K. Niu, and P. Zhang, "Nonlinear transform source-channel coding for semantic communications," *IEEE J. Sel. Areas Commun.*, vol. 40, no. 8, pp. 2300–2316, June 2022.
- [18] E. Boursoulatte, D. B. Kurka, and D. Gündüz, "Deep joint source-channel coding for wireless image transmission," May 2019.
- [19] H. Xie, Z. Qin, G. Y. Li, and B.-H. Juang, "Deep learning enabled semantic communication systems," *IEEE Trans. Signal Process.*, vol. 69, pp. 2663–2675, Apr. 2021.
- [20] T.-Y. Tung, D. B. Kurka, M. Jankowski, and D. Gündüz, "Deepjssc-Q: Constellation constrained deep joint source-channel coding," *IEEE J. Sel. Areas Inf. Theory*, vol. 3, no. 4, pp. 720–731, 2022.
- [21] Y. Bo, Y. Duan, S. Shao, and M. Tao, "Joint coding-modulation for digital semantic communications via variational autoencoder," *arXiv preprint arXiv:2310.06690*, 2023.
- [22] Y. He, G. Yu, and Y. Cai, "Rate-adaptive coding mechanism for semantic communications with multi-modal data," *arXiv preprint arXiv:2305.10773*, 2023.
- [23] C. Liu, C. Guo, Y. Yang, W. Ni, and T. Q. Quek, "OFDM-based digital semantic communication with importance awareness," *arXiv preprint arXiv:2401.02178*, 2024.
- [24] Y. LeCun, Y. Bengio, and G. Hinton, "Deep learning," *nature*, vol. 521, no. 7553, pp. 436–444, 2015.
- [25] J. Ballé, D. Minnen, S. Singh, S. J. Hwang, and N. Johnston, "Variational image compression with a scale hyperprior," in *Proc. Int. Conf. Learn. Repres. (ICLR)*, Vancouver, CA, May 2018.
- [26] J. Ballé, V. Laparra, and E. P. Simoncelli, "End-to-end optimized image compression," in *Proc. Int. Conf. Learn. Repres. (ICLR)*, Toulon, France, Apr. 2017.
- [27] J. Ballé, P. A. Chou, D. Minnen, S. Singh, N. Johnston, E. Agustsson, S. J. Hwang, and G. Toderici, "Nonlinear transform coding," *IEEE J. Sel. Topics Signal Process.*, vol. 15, no. 2, pp. 339–353, Feb. 2021.
- [28] J. Huang, D. Li, C. Huang, X. Qin, and W. Zhang, "Joint task and data-oriented semantic communications: A deep separate source-channel coding scheme," *IEEE Internet Things J.*, vol. 11, no. 2, pp. 2255–2272, Jan. 2024.
- [29] Y. Yang and S. Mandt, "Towards empirical sandwich bounds on the rate-distortion function," in *Inter. Conf. on Learn. Represent. (ICLR)*, Apr. 2022.
- [30] D. Li, J. Huang, C. Huang, X. Qin, H. Zhang, and P. Zhang, "Fundamental limitation of semantic communications: Neural estimation for rate-distortion," *J. Commun. Inf. Net.*, vol. 8, no. 4, pp. 303–318, Dec. 2023.
- [31] I. H. Witten, R. M. Neal, and J. G. Cleary, "Arithmetic coding for data compression," *Commun. ACM*, vol. 30, no. 6, pp. 520–540, 1987.
- [32] Y. Polyanskiy, H. V. Poor, and S. Verdú, "Channel coding rate in the finite blocklength regime," *IEEE Transactions on Information Theory*, vol. 56, no. 5, pp. 2307–2359, 2010.
- [33] E. Arikan, "Channel polarization: A method for constructing capacity-achieving codes for symmetric binary-input memoryless channels," *IEEE Trans. Inf. Theory*, vol. 55, no. 7, pp. 3051–3073, July 2009.
- [34] D. Tse and P. Viswanath, *Fundamentals of wireless communication*. Cambridge University Press, 2005.
- [35] J. Liu, H. Sun, and J. Katto, "Learned image compression with mixed transformer-cnn architectures," in *in Proc. Conf. Comput. Vis. Pattern Recog. (CVPR)*, Vancouver, CA, June 2023, pp. 14 388–14 397.
- [36] A. Kuznetsova, H. Rom, N. Alldrin, J. Uijlings, I. Krasin, J. Pont-Tuset, S. Kamali, S. Popov, M. Mallocci, A. Kolesnikov *et al.*, "The open images dataset v4: Unified image classification, object detection, and visual relationship detection at scale," *Inter. J. of Comput. Vis.*, vol. 128, no. 7, pp. 1956–1981, 2020.
- [37] T. Oshea and J. Hoydis, "An introduction to deep learning for the physical layer," *IEEE Trans. Cogn. Commun. Netw.*, vol. 3, no. 4, pp. 563–575, Dec. 2017.
- [38] E. Frank, B. Pfahringer, and M. J. Cree, "Regularisation of neural networks by enforcing lipschitz continuity," *Mach. Learn.*, vol. 110, no. 2, pp. 393–416, Dec. 2020.
- [39] G. C. Cawley and N. L. Talbot, "On over-fitting in model selection and subsequent selection bias in performance evaluation," *J. Mach. Learn. Research*, vol. 11, pp. 2079–2107, July 2010.
- [40] "Kodak photoed dataset," URL: <http://r0k.us/graphics/kodak/>, 1993.
- [41] "Clic 2021: Challenge on learned image compression," URL: <http://compression.cc>, 2021.
- [42] D. P. Kingma and J. Ba, "Adam: A method for stochastic optimization," *arXiv preprint arXiv:1412.6980*, 2014.
- [43] A. Paszke, S. Gross, F. Massa, A. Lerer, J. Bradbury, G. Chanan, T. Killeen, Z. Lin, N. Gimelshein, L. Antiga *et al.*, "Pytorch: An

imperative style, high-performance deep learning library,” *Advances neural inf. process. sys.*, vol. 32, 2019.

- [44] A. Cassagne, O. Hartmann, M. Léonardon, K. He, C. Leroux, R. Tajan, O. Aumage, D. Barthou, T. Tonnellier, V. Pignoly, B. Le Gal, and C. Jégo, “Aff3ct: A fast forward error correction toolbox!” *Elsevier SoftwareX*, vol. 10, p. 100345, Oct. 2019. [Online]. Available: <http://www.sciencedirect.com/science/article/pii/S2352711019300457>
- [45] R. G. Gallager, *Information theory and reliable communication*. New York, NY, USA: Wiley, 1968.
- [46] Z. Wang, E. P. Simoncelli, and A. C. Bovik, “Multiscale structural similarity for image quality assessment,” in *The Thirty-Seventh Asilomar Conference on Signals, Systems & Computers, 2003*, vol. 2. Ieee, 2003, pp. 1398–1402.
- [47] V. K. Rohatgi and A. M. E. Saleh, *An introduction to probability and statistics*. John Wiley & Sons, 2015.