


Improving the detection sensitivity to primordial stochastic gravitational waves with reduced astrophysical foregrounds – II: subthreshold binary neutron stars

Mingzheng Li ^{1,*}, Jiming Yu ^{1,†} and Zhen Pan ^{2,1,‡}

¹*School of Physics & Astronomy, Shanghai Jiao-Tong University, Shanghai, 800 Dongchuan Road, 200240, People's Republic of China*

²*Tsung-Dao Lee Institute, Shanghai Jiao-Tong University, Shanghai, 520 Shengrong Road, 201210, People's Republic of China*

Stochastic gravitational waves (GWs) consist of a primordial component from early Universe processes and an astrophysical component from compact binary mergers. To detect the primordial stochastic GW background (SGWB), the astrophysical foregrounds must be reduced to high precision, which is achievable for third-generation (3G) ground based GW detectors. Previous studies have shown that the foreground from individually detectable merger events can be reduced with fractional residual energy density below 10^{-3} , and the residual foreground from subthreshold binary neutron stars (BNSs) will be the bottleneck if not be well cleaned. In this work, we propose that the foreground energy density of subthreshold BNSs Ω_{sub} can be estimated via a population based approach from the individually detectable BNSs utilizing the isotropic orbital orientations of all BNSs, i.e., uniform distribution in $\cos \iota$, where ι is the BNS inclination angle with respect to the line of sight. Using this approach, we find Ω_{sub} can be measured with percent-level uncertainty, assuming $O(10^5)$ individually detected BNSs in our simulations. This method represents a promising approach to tackling the foreground cleaning problem.

I. INTRODUCTION

Primordial stochastic gravitational wave background (SGWB) is well motivated and has been speculated to be produced from various early-universe physical processes, including inflation [1, 2] and preheating [3, 4], first-order phase transitions [5–10] and cosmic strings [11–16] (see [17–22] for complete reviews). Primordial gravitational waves (GWs) have long been viewed as a unique probe to the universe at the earliest moments. Therefore the primordial SGWB detection has been one of the primary targets for GW detectors in different frequency bands, including pulsar timing arrays [23–26], spaceborne GW detectors [27, 28] and ground based detectors [29–31]. And the first milestone is the recent detection of SGWB by pulsar timing arrays [32–39], which has inspired intensive discussions about the implication to early-universe processes [40, 41], though it is still too early to attribute this detection to the primordial SGWB, due to the existing astrophysical foregrounds from supermassive black hole binaries [41–44].

Foreground cleaning is essential for detecting the primordial background in all frequency bands, and in this work we will focus on the foreground cleaning problem of third-generation (3G) ground based detectors [45–48]. In a nutshell, this problem can be formulated as follows. For an incoming binary merger event $d(t)$ at a detector, where $d(t) = h(t) + n(t)$ is the detector strain data, consisting of signal h and noise n , one can estimate and subtract its contribution to the foreground energy density $\propto |h|^2$. From the observable $d(t)$ and the detector noise power spectrum density (PSD) $P_n(f)$, one can construct various foreground cleaning methods, i.e., different

ways of estimating and subtracting its contribution to the foreground energy density, including the full Bayesian analysis where loud and subthreshold events are equally treated [49–51], event identification and subtraction in the time-frequency domain [52], and the classical cleaning method in the strain level via the subtraction of the maximum likelihood (ML) strain $h(\theta^{\text{ML}})$ where θ^{ML} represents the ML waveform model parameters [53], and the optimization by further subtracting the expected value of the residue foreground energy density $\propto \langle |\delta h(\theta^{\text{ML}})|^2 \rangle$ [54] (hereafter Paper I). In addition to these methods, other background cleaning methods have been proposed in the literature, applying to either signal strain $h(t)$ [55, 56] or polarization modes $h_{+, \times}(t)$ [57–60] instead of data $d(t)$ (see Sec. III B of Paper I for detailed clarifications).

As shown in simulations of Paper I, the foreground from individually detectable merger events can be reduced with fractional residual energy density below 10^{-3} , assuming a 3G GW detector network consisting of 2 Cosmic Explorers and 1 Einstein Telescope. Consequently, the residual foreground will be dominated by subthreshold binary neutron stars (BNSs), which has been a long-standing problem and has been recognized as the next critical problem to solve for detecting the primordial SGWB in the 3G era [45, 48, 52, 54, 57, 61]. Both the classical cleaning method of subtracting the ML signal and the method of notching the individually resolved compact binary signals in time-frequency domain are incapable of cleaning subthreshold events, while this challenge may be addressed within a Bayesian framework, as discussed in [49–51]. One subtlety may be the enormous computational cost required in applying this method.

In this work, we propose a population based method for estimating the energy density of foreground from subthreshold BNSs. The basic idea is stated as follows. From the individually detected BNSs, we reconstruct their cosine inclination angle distribution, $p_{\text{det}}(\cos \iota | \kappa)$, where $\kappa := \mathcal{M}_c^{5/6} / D_L$ is the effective amplitude with \mathcal{M}_c representing the redshifted chirp mass and D_L representing the luminosity distance. From

* limz01@sjtu.edu.cn

† jiminyu@sjtu.edu.cn

‡ zhpan@sjtu.edu.cn

the distribution $p_{\text{det}}(\cos \iota|\kappa)$ of detected BNSs, one can figure out the distribution of subthreshold BNSs $p_{\text{sub}}(\cos \iota|\kappa)$ utilizing that the distribution of the whole population should be uniform in $\cos \iota$, i.e., $p_{\text{det}}(\cos \iota|\kappa) + p_{\text{sub}}(\cos \iota|\kappa) = \mathcal{U}(-1, 1)$. Then it is straightforward to calculate the energy density of foreground from subthreshold BNSs Ω_{sub} .

In practice, we perform a Bayesian population inference for the BNSs, constraining the population model $p_{\text{pop}}(\cos \iota, \kappa|\Lambda)$ and the total number of all events N_{tot} from individually detected events $\{\mathbf{d}_i\}$ ($i = 1, \dots, N_{\text{det}}$), where N_{det} is the number of the detections, and Λ denotes the BNS population model parameters. With the constrained population model $p_{\text{pop}}(\cos \iota, \kappa|\Lambda)$ and the total number N_{tot} in hand, we can calculate the energy density of foreground from subthreshold BNSs and its uncertainty, $\Omega_{\text{sub}} \pm \sigma(\Omega_{\text{sub}})$. In fact, a similar idea based on compact binary population inference has been investigated and proven to be valuable for multiband foreground cleaning, reducing the mHz foreground of spaceborne GW detectors with 3G ground based detectors [62].

This paper is organized as follows. In Sec. II, we give a brief review of foreground cleaning basics, emphasising two approaches, an event-to-event approach and a population based approach, then introduce the hierarchical Bayesian method we use in the BNS population inference. In Sec. III we explain the details in the Bayesian analysis of the BNS population, then present our results of constraining the BNS population model from a simulated sample of BNSs detected by the 3G detector network, and the results of recovering GW foreground contributed by subthreshold BNSs. We summarize this paper in Sec. IV with the conclusion that with proper cleaning, the astrophysical foregrounds of compact binaries may not be the limiting factor for detecting the primordial SGWB in the 3G era.

In this paper, we use geometrical units $G = c = 1$. We assume a flat Λ CDM cosmology with $H_0 = 67.7$ km/s/Mpc, $\Omega_\Lambda = 0.69$ and $\Omega_m = 0.31$, according to the Planck 2018 result [63].

II. FOREGROUND CLEANING BASICS

A. A brief review

In this work, we focus on cleaning the foreground from compact binaries, i.e., measuring and subtracting their contribution to the energy density of stochastic GWs. Following the notations in Paper I, the energy density of stochastic GWs per logarithmic frequency is related to its power spectrum density (PSD) $H(f)$ by

$$\Omega_{\text{GW}}(f) := \frac{1}{\rho_{\text{crit}}} \frac{d\rho_{\text{GW}}}{d \ln f} = \frac{4\pi^2}{3H_0^2} f^3 H(f), \quad (1)$$

where $\rho_{\text{crit}} := 3H_0^2/8\pi$ is the critical energy density to close the universe. For the astrophysical foreground of compact binaries, the PSD is formulated as (see e.g., [62, 64, 65] for

derivation)

$$H(f) = \frac{1}{T} \sum_i \left(|h_+(f)|^2 + |h_\times(f)|^2 \right)_i, \quad (2)$$

where the index i runs over all binaries in the universe that merge within the observation time span $(0, T)$, and $h_{+,\times}$ represent the two polarizations of incoming GWs. In terms of detector strain

$$h(f) = F_+(\theta, \phi, \psi)h_+(f) + F_\times(\theta, \phi, \psi)h_\times(f), \quad (3)$$

where the antenna pattern $F_{+,\times}$ depend on the source sky location (θ, ϕ) and the source polarization angle ψ , the PSD writes as

$$H(f) = \frac{2}{\langle F_+^2 \rangle + \langle F_\times^2 \rangle} \frac{1}{T} \sum_i |h(f)|_i^2 = \frac{5}{T} \sum_i |h(f)|_i^2, \quad (4)$$

where $\langle \rangle$ represents ensemble average over the three antenna pattern dependent angles, and we have used the fact that $\langle F_+^2 \rangle = \langle F_\times^2 \rangle = 1/5$ for LIGO/Virgo/KAGRA (LVK) like L-shape interferometers in the 2nd equal sign [66]. For a large population of compact binaries as we are investigating, the foreground PSD can be calculated as

$$H(f) = \frac{5N_{\text{tot}}}{T} \int |h(f; \theta)|^2 p_{\text{pop}}(\theta|\Lambda) d\theta, \quad (5)$$

where N_{tot} is the total number of the merger events during the observation time period $(0, T)$ and $p_{\text{pop}}(\theta|\Lambda)$ is the population model with parameters Λ , i.e., the probability density of waveform model parameters θ , normalized as

$$\int p_{\text{pop}}(\theta|\Lambda) d\theta = 1. \quad (6)$$

The foreground cleaning problem is about measuring the foreground energy density or equivalently PSD, and Eqs. (4,5) display two different perspectives in understanding the astrophysical foreground PSD. The former represents an event-to-event approach and the latter represents a population based approach [62]. Consequently, the foreground cleaning can be done following these two different approaches: in general, the former applies to loud events that are individually detectable, while the latter better applies to a large population of events, especially a mixture of loud and subthreshold events.

Approach 1: For an incoming binary merger event, the detector strain data $d(f) = h(f) + n(f)$ is consisting of signal h and noise n , the foreground cleaning is to estimate and subtract its contribution to the foreground energy density, or equivalently the strain magnitude $|h(f)|^2$ [see Eq. (4)] from data $d(f)$ and the detector noise power spectrum density $P_n(f)$. NOTE that neither the signal strain $h(f)$ nor the two polarization modes $h_{+,\times}(f)$ is data. There have been some unnecessary debates in the literature arising from applying the cleaning methods to these non-data and unknown quantities instead of the data $d(f)$.

For individually detectable events with signal to noise ratio (SNR) above the detection threshold $\rho > \rho_{\text{thr}}$, a foreground

cleaning method has been detailed in Paper I and we briefly review as follows. From data $d(f)$ and the detector noise power spectrum $P_n(f)$, one can infer the maximum likelihood (ML) signal $h(f; \theta^{\text{ML}})$, where θ^{ML} is the ML/best-fit waveform model parameters. As a first step, one can subtract the ML signal from data and the residual data is

$$\delta d = d - h^{\text{ML}} = (h - h^{\text{ML}}) + n = \delta h + n. \quad (7)$$

It is straightforward to find out that the residual power scales as $|\delta h|^2/|h|^2 \sim \rho^{-2}$, i.e., $|\delta h|^2 \sim \rho^0$. After the first step, there is no way to further clean the residual strain δh , since this will require a better estimate of the signal strain than the ML/best-fit estimate h^{ML} . But the expected value of the residual power $\langle |\delta h(f; \theta^{\text{true}})|^2 \rangle$ can be computed if the true model parameters θ^{true} were known. Without the knowledge of the true parameters, an approximate estimator can be constructed using the ML parameters θ^{ML} as $\langle |\delta h(f; \theta^{\text{ML}})|^2 \rangle$. As shown in Paper I, after subtracting the approximate average residual power, the residue is further reduced with fractional uncertainty scaling as $(|\delta h|^2 - \langle |\delta h(\theta^{\text{ML}}) \rangle) / |h|^2 \sim \rho^{-3}$.

Approach 2: The event-to-event approach above does not apply to subthreshold events since they are individually indistinguishable from detector noise fluctuations. For a 3G detector network, almost all the BBHs are individually detectable while nearly half of BNSs are subthreshold, which has long been identified as a bottleneck for detecting the primordial SGWB in the 3G era [45, 48, 52, 54, 57, 61]. In this work, we will focus on cleaning the foreground from subthreshold BNSs in the population based approach. The basic idea is rather straightforward. Using the fact that the orientations of all BNSs should be statistically isotropic, i.e., the distribution of $\cos \iota$ is uniform in the range of $[-1, 1]$, $p_{\text{det}}(\cos \iota | \kappa) + p_{\text{sub}}(\cos \iota | \kappa) = \mathcal{U}(-1, 1)$, with ι representing the inclination between the BNS orbital angular momentum direction and the line of sight direction, one can infer the number of subthreshold BNSs from the number of loud BNSs. Then it is straightforward to calculate the energy density of foreground from subthreshold BNSs Ω_{sub} . In practice, the above analysis should be conducted in the framework of Bayesian population inference, constraining the population model $p_{\text{pop}}(\cos \iota, \kappa | \Lambda)$ from individually detected events $\{\mathbf{d}_i\}$ ($i = 1, \dots, N_{\text{det}}$), then calculating the energy density (and its uncertainty) of foreground from subthreshold BNSs $\Omega_{\text{sub}} \pm \sigma(\Omega_{\text{sub}})$.

B. Bayesian population inference

In this subsection, we will explain the basics of Bayesian population inference, starting with the model parameter inference of individual GW event.

For a network of N_d GW detectors, the strain data can be written as

$$\mathbf{d}(f) = [d_1(f), \dots, d_{N_d}(f)]^T e^{-i\Phi}, \quad (8)$$

where Φ is a diagonal matrix with

$$\Phi_{IJ} = 2\pi f \delta_{IJ} \tau_I, \quad (9)$$

which represents the time delay for GW signals to reach each detector. In this work, we adopt the IMRPhenomD waveform model [67, 68] and use model parameters $\theta = (\theta, \phi, \psi, \iota, \kappa, \mathcal{M}_z, q, t_c, \psi_c)$, where θ, ϕ, ψ are the direction angles and the polarization angle of the source, $\kappa := \mathcal{M}_z^{5/6}/D_L$ is the effective amplitude as introduced in Sec. I, t_c and ψ_c are the coalescence time and phase, respectively. In principle, the effects of tidal deformation and star spins should also be taken into account in realistic data analysis, here we neglect these minor effects for convenience and saving the computational time, as they are not expected to largely change the forecast results.

From the Bayes' theorem, the posterior of parameters θ constrained by data \mathbf{d} is formulated as

$$\mathcal{P}(\theta | \mathbf{d}) \propto \mathcal{L}(\mathbf{d} | \theta) \pi(\theta), \quad (10)$$

where $\mathcal{L}(\mathbf{d} | \theta)$ is the likelihood of detecting data \mathbf{d} in the detector network for an incoming GW signal parameterized by θ , and $\pi(\theta)$ is the prior of the parameters assumed. In GW data analysis, the likelihood $\mathcal{L}(\mathbf{d} | \theta)$ is defined as [69]

$$\mathcal{L}(\mathbf{d} | \theta) \propto \exp \left\{ \sum_{I=1}^{N_d} \left[-\frac{1}{2} \langle d_I - h(\theta) | d_I - h(\theta) \rangle \right] \right\}, \quad (11)$$

where the noise weighted inner product $\langle a | b \rangle$ is defined as

$$\langle a | b \rangle \equiv 4 \text{Re} \int_{f_{\text{min}}}^{f_{\text{max}}} \frac{a(f) b^*(f)}{P_n(f)} df, \quad (12)$$

with $P_n(f)$ being the detector noise PSD. Following the discussions in Ref. [70], we consider a reference detector network consisting of a 40 km Cosmic Explorer, a 20 km Cosmic Explorer and a Einstein Telescope (see Fig. 1 in Paper I for a visual summary of the detector noise PSDs).

From loud events that can be individually detected $\{\mathbf{d}_i\}$ ($i = 1, \dots, N_{\text{det}}$), one can infer the total number of all events N_{tot} and the population parameters Λ using the hierarchical Bayesian method, with the population likelihood [71, 72]

$$\mathcal{L}(\{\mathbf{d}_i\} | \Lambda, N_{\text{tot}}) \propto N_{\text{tot}}^{N_{\text{det}}} e^{-N_{\text{tot}} \xi(\Lambda)} \prod_{i=1}^{N_{\text{det}}} \int \mathcal{L}(\mathbf{d}_i | \theta) p_{\text{pop}}(\theta | \Lambda) d\theta. \quad (13)$$

The $\xi(\Lambda)$ term represents the fraction of detectable BNSs in the population $p_{\text{pop}}(\theta | \Lambda)$ and is defined as

$$\xi(\Lambda) = \int d\theta \Theta(\rho_{\text{obs}}(\theta) - \rho_{\text{thr}}) p_{\text{pop}}(\theta | \Lambda), \quad (14)$$

where Θ is the Heaviside step function, i.e., only loud events with observed SNR above the detection threshold $\rho_{\text{obs}} > \rho_{\text{thr}}$ are classified as detected. Note that the ML parameters θ^{ML} inferred from data differ from the true parameters θ^{true} due to detector noises, consequently the observed SNR $\rho_{\text{obs}} := \rho(\theta^{\text{ML}})$ is not equal to the true SNR $\rho_{\text{true}} := \rho(\theta^{\text{true}})$. Instead, ρ_{obs} fluctuates around the true value with a unit standard deviation, i.e.,

$$\rho_{\text{obs}} \sim \mathcal{N}(\rho_{\text{true}}, 1), \quad (15)$$

which makes a nontrivial difference and therefore is necessary to be considered in the calculation of $\xi(\Lambda)$. As long as $\xi(\Lambda)$ and then the population likelihood are calculated [Eq. (13)], the BNS population model $p_{\text{pop}}(\theta|\Lambda)$ and the total number N_{tot} can be constrained, and the foreground PSD of BNSs can therefore be calculated using Eq. (5).

III. CLEANING THE FOREGROUND OF SUBTHRESHOLD BNS

As explained in the previous section, the key step of cleaning the foreground of subthreshold BNSs is the BNS population inference [Eq. (13)]. The commonly used method of evaluating the high-dimensional integrals is replacing the integrals with Monte Carlo estimations [72, 73],

$$\int \mathcal{L}(\mathbf{d}_i|\theta) p_{\text{pop}}(\theta|\Lambda) d\theta \approx \frac{1}{N_{\text{MC}}} \sum_{\substack{\theta_j \sim \mathcal{P}(\theta|\mathbf{d}_i) \\ j=1, \dots, N_{\text{MC}}}} \frac{p_{\text{pop}}(\theta_j|\Lambda)}{\pi(\theta_j)}, \quad (16)$$

where N_{MC} is the total number of sampled parameter sets in the Bayesian parameter inference of data \mathbf{d}_i . The computation intensive part is the Bayesian parameter inference $\mathcal{P}(\theta|\mathbf{d}_i)$ for each event. In practice, this part will be done by the Cosmic Explorer and Einstein Telescope collaborations as what the LIGO/Virgo/KAGRA collaboration has done. With the parameter samples $\theta_j \sim \mathcal{P}(\theta|\mathbf{d}_i)$ provided, implementing Eq. (16) is not computationally intense. In this work, there is no such samples provided for free of course. It seems that we have to generate such parameter samples via a large number of MCMC simulations on mock data with signal injections. Actually we find this is not necessary for the purpose of sensitivity forecast. The reason is that only a subset of waveform parameters matters and implementing Eq. (16) can be simplified.

A. BNS population inference

In the sensitivity band of 3G detectors, the amplitude of an inspiralling BNS can be well approximated as [67, 68]

$$|h(f; \theta)| \propto \kappa f^{-7/6} \sqrt{F_+^2 \left(\frac{1 + \cos^2 \iota}{2} \right)^2 + F_\times^2 \cos^2 \iota}, \quad (17)$$

where $F_{+,\times}(\theta, \phi, \psi)$ are the antenna pattern functions. For the purpose of evaluating the foreground PSD of BNSs, we only need the distribution of a subset of waveform parameters $\{\kappa, \iota, \theta, \phi, \psi\}$. In any reasonable population model $p_{\text{pop}}(\theta|\Lambda)$, the distributions of angles $\{\iota, \theta, \phi, \psi\}$ are determined by the isotropy of the universe and are naturally known. Therefore only the amplitude distribution $p_\kappa(\kappa)$ remains to be determined from the detected events. For any BNS merger event, the chirp mass \mathcal{M}_z is most tightly constrained among all the waveform parameters, while the constraint on D_L and therefore on κ is limited by the degeneracy with the inclination angle ι . This is the well known $D_L - \iota$ degeneracy. In addition, the chirp mass

\mathcal{M}_z , the source direction \hat{n} and (κ, ι) are mainly constrained by the phase/frequency evolution (chirp), arrival time differences to different detectors [74] and the signal strength, respectively. Therefore, the uncertainties of (κ, ι) are dominated by their mutual correlation, and their correlations with other parameters are weak (see Ref. [75] for a comprehensive investigation of removing degeneracy with reparameterization). Based on this observation, we divide the waveform parameters into two subsets, $\theta = \{\kappa, \cos \iota\} \oplus \theta_1$, write the population model as $p_{\text{pop}}(\theta|\Lambda) = p_\kappa(\kappa) p_1(\theta_1|\Lambda_1)$, and rewrite the integral in Eq. (13) as

$$\int \mathcal{L}(\mathbf{d}_i|\theta) p_{\text{pop}}(\theta|\Lambda) d\theta = \int \mathcal{L}(\mathbf{d}_i|\kappa, \cos \iota) p_\kappa(\kappa) d\kappa d\cos \iota, \quad (18)$$

where

$$\mathcal{L}(\mathbf{d}_i|\kappa, \cos \iota) = \int \mathcal{L}(\mathbf{d}_i|\theta) p_1(\theta_1|\Lambda_1) d\theta_1, \quad (19)$$

is the two-dimensional likelihood marginalized over all other waveform parameters θ_1 .

One method of evaluating $\mathcal{L}(\mathbf{d}_i|\kappa, \cos \iota)$ is calculating the Fisher matrix F for each event, and the likelihood can be approximated as a Gaussian distribution centered on the true parameters and with covariance matrix F^{-1} . There are two potential issues in this approximation. One is that the parameter uncertainties and correlations inferred from Fisher matrix are only valid for high-SNR events [76], while events with SNR near the threshold ρ_{thr} provide essential information for the population inference. The other is that the true parameters θ^{true} are unknown in practice, therefore the population inference result obtained from the likelihood given by Fisher approximation could be biased from the inference result of real-world observations.

To avoid these two issues and mimic the realistic data analysis more closely, we choose to directly calculate the likelihood $\mathcal{L}(\mathbf{d}_i|\kappa, \cos \iota)$ using Eq. (11): we sample the Gaussian noise $n(f)$ using the power spectrum $P_n(f)$ of each detector to obtain the detector strain $d(f) = h(f) + n(f)$. Using the approximation that the uncertainties of κ and $\cos \iota$ are mainly due to their mutual correlation, while their correlations with other parameters θ_1 are negligible, the evaluation of Eq. (19) is approximated as

$$\mathcal{L}(\mathbf{d}_i|\kappa, \cos \iota) = \int \mathcal{L}(\mathbf{d}_i|\theta) p_1(\theta_1|\Lambda_1) d\theta_1 \propto \mathcal{L}(\mathbf{d}_i|\kappa, \cos \iota, \theta_1^{\text{true}}). \quad (20)$$

For each event, we calculate the likelihood $\mathcal{L}(\mathbf{d}_i|\kappa, \cos \iota)$ on 100×100 linear grid of $\log \kappa$ and $\cos \iota$, with $\cos \iota$ ranging from $[-1, 1]$ and $\log \kappa$ ranging from full possible range given by mass and redshift distribution. Fig. 1 displays the likelihood $\mathcal{L}(\mathbf{d}_i|\log \kappa, \cos \iota)$ for an example event, which clearly shows the strong degeneracy between κ and ι . The marginalized likelihood $\mathcal{L}(\mathbf{d}_i|\log \kappa) := \int \mathcal{L}(\mathbf{d}_i|\log \kappa, \cos \iota) d\cos \iota$ for the same event is shown in Fig. 2, which displays more features than the Gaussian likelihood given by the simple Fisher matrix approximation.

To summarize, the steps of inferring the BNS population model from a number of simulated BNS events are stated

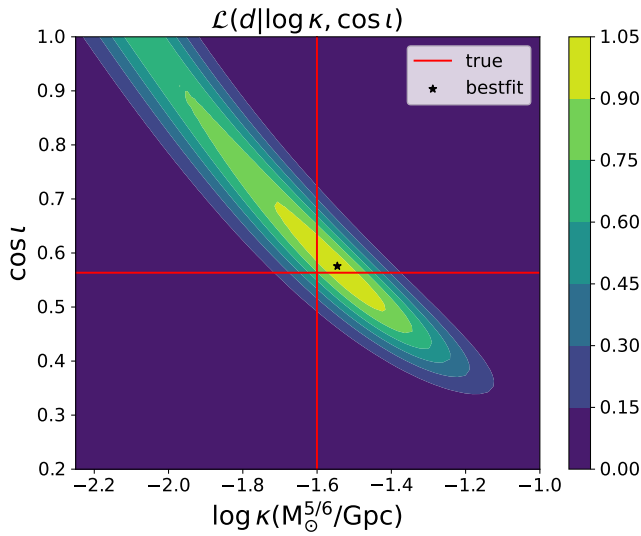


FIG. 1. The likelihood $\mathcal{L}(\mathbf{d}_i|\log \kappa, \cos i)$ for an example event. Vertical and horizontal lines denote the true values of $\log \kappa$ and $\cos i$, while the black star denotes the best fit value. The likelihood is normalized to make sure the maximum value being unity, in order to avoid numerical errors on extremely small numbers.

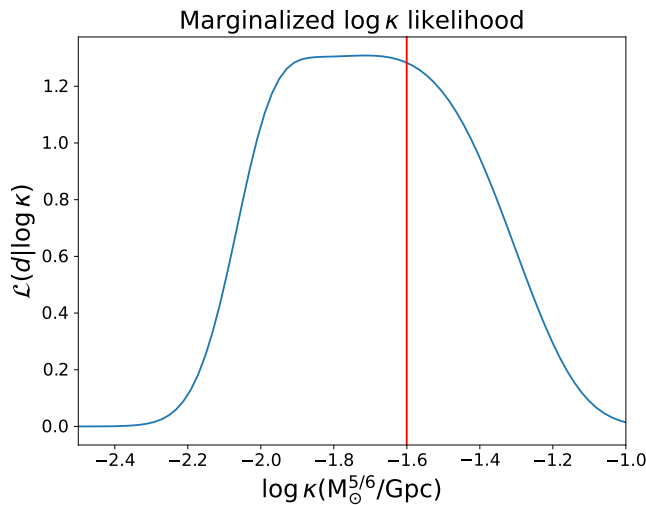


FIG. 2. Marginalized likelihood $\mathcal{L}(\mathbf{d}_i|\kappa)$ for the same event as Fig. 1. The red vertical line denotes the true value of $\log \kappa$.

as follows: 1) generating of BNS events with total number N_{tot} , and parameters $\{\theta\}_{i=1, \dots, N_{\text{tot}}}$ sampled from an injection population model $p_{\text{pop}}^{\text{inj}}(\theta|\Lambda)$; 2) calculating the observed SNR ρ_{obs} of each event with Eq. (15), and labelling loud events with $\rho_{\text{obs}} \geq \rho_{\text{thr}}$ as detected; 3) picking a population model $p_{\text{pop}}(\theta|\Lambda)$, constraining the population model $p_{\text{pop}}(\theta|\Lambda)$ and the total number N_{tot} of events in the framework of hierarchical Bayesian analysis with the population likelihood in Eq. (13), the evaluation of which makes use of the likelihood of individual events in Eq. (11). The implementation of these steps are coded in a Python package PoppingW we developed, where GWFAST [77] is used in waveform related calcu-

lations and BILBY [78] is used for conducting Bayesian inferences. Source code of PoppingW is available on GitHub <https://github.com/mzLi01/poppingw>.

B. Examples of BNS population inference

In this subsection, we aim to examine how accurately the BNS population model and therefore the foreground energy density of BNSs can be constrained with the hierarchical Bayesian method from simulated BNS observations with 3G detectors.

As a fiducial population model, we use the same BNS merger rate model as in Paper I,

$$R(z) = R_0(1+z)^{2.9} e^{-z/3} \quad \text{for } (z \leq 6), \quad (21)$$

with the local merger rate $R_0 = 160 \text{ Gpc}^{-3} \text{ yr}^{-1}$ [71, 72] (see e.g., [58, 79, 80] for more detailed rate modeling). Note that the choice of the local merger rate R_0 does not affect the results of population inference, as only the total number of BNS merger events N_{tot} matters in the inference. The total merger rate in the observer frame is then

$$\dot{N} = \int \frac{dV_c(z)}{dz} \frac{R(z)}{1+z} dz, \quad (22)$$

where $V_c(z)$ is the comoving volume of the Universe within redshift z . In the fiducial model, the total merger rate turns out to be $\dot{N} = 3.7 \times 10^5 \text{ yr}^{-1}$. For other parameters, we set

$$\begin{aligned} m_1, m_2 &\sim \mathcal{U}[1.2, 2.5] M_{\odot}, \\ \cos \theta, \cos i &\sim \mathcal{U}[-1, 1], \\ \phi, \psi, \psi_c &\sim \mathcal{U}[0, 2\pi], \end{aligned} \quad (23)$$

where m_1, m_2 are masses of the binary.

As a convenient example, we first sample a total number of $N_{\text{tot}} = 10^3$ ($\approx \dot{N} \times 1 \text{ day}$) BNS events from the fiducial population model, $N_{\text{det}} = 683$ events among these have SNR exceed the detection threshold, i.e., $\rho_{\text{obs}} > \rho_{\text{thr}} = 10$. The population inference is performed on these individually detected events. To study the effect of accumulating observation time on the accuracy of the population inference, we also sample another set of events with $N_{\text{tot}} = 10^4$ from the same population, $N_{\text{det}} = 6939$ events among which are individually detected.

Before implementing the Bayesian population inference with likelihood in Eq. (13), we need to determine the parameterization form of the population $p_{\kappa}(\log \kappa; \Lambda)$. To be as general as possible, we parameterize $p_{\kappa}(\log \kappa)$ using cubic spline interpolation among a number of discrete points $p(\log \kappa_i)$ with $i \in (0, \dots, 14)$. The boundary values $p(\log \kappa_0)$ and $p(\log \kappa_{14})$ are fixed to be zero, considering the low probability of BNS mergers at extremely low and extremely high redshifts. In this general BNS population model with model parameters $\Lambda = \{p_i\}$ ($i = 1, \dots, 13$), the probability density of given $\{p(\log \kappa_i)\}$ is expressed as

$$p(\log \kappa) = \frac{\text{CubicSpline}(\log \kappa; \{p(\log \kappa_i)\})}{\int_{\log \kappa_{\min}}^{\log \kappa_{\max}} \text{CubicSpline}(\log \kappa; \{p(\log \kappa_i)\}) d \log \kappa},$$

where $\text{CubicSpline}(\log \kappa; \{p(\log \kappa_i)\})$ is the cubic spline interpolation function with given control point values $\{p(\log \kappa_i)\}$ (see red dots in Fig. 3 for the control points) and we have applied normalization on the probability density function $p(\log \kappa)$ as in Eq. (6). This population inference method is (almost) free of any assumption on the BNS mass function, the star formation rate and the delay time of BNS mergers thereafter, therefore the reconstructed BNS population is expected to be unbiased. We apply a uniform prior for the parameters, with the range of p_i set as $[0.1p_i^{\text{true}}, 10p_i^{\text{true}}]$. The *dynesty* [81] sampler is used for the population inference, which implements the nested sampling algorithm [82].

With this general population model, we constrain the population model parameters from the N_{det} detected events. In Fig. 3, we show the results of the BNS population inference $p(\log \kappa)$ for the two example cases $N_{\text{tot}} = 10^3, 10^4$. From Fig. 3, we see that the probability $p(\log \kappa)$ is better constrained for high amplitudes where the signals are louder and is less constrained for low amplitudes. In the highest and the lowest κ ends, we have fixed the probabilities as zero as explained in the previous paragraph.

After the BNS population reconstructed, the energy density of the foreground from all the BNSs Ω_{BNS} and subthreshold BNSs Ω_{sub} can be calculated using Eq. (5), where the selection effect is also taken into account in the latter calculations. We choose 68% posterior samples from the constrained population model and calculate $\Omega_{\text{sub},i}(f)$ for each sample population. The 1σ uncertainty range $\delta\Omega_{\text{sub}}$ is therefore estimated as $\delta\Omega_{\text{sub}}(f) = \frac{1}{2} [\max_i \Omega_{\text{sub},i}(f) - \min_i \Omega_{\text{sub},i}(f)]$. As shown in Fig. 4, in the fiducial population $\Omega_{\text{sub}}(f) \approx 1.3 \times 10^{-12} f_{\text{Hz}}^{2/3}$, which is measured with fractional uncertainty $\delta\Omega_{\text{sub}}/\Omega_{\text{sub}} \approx 0.25$ from ~ 1 day's observations and $\delta\Omega_{\text{sub}}/\Omega_{\text{sub}} \approx 0.05$ from 10 days' observations. The fractional uncertainty of Ω_{sub} roughly follows the scaling $\delta\Omega_{\text{sub}}/\Omega_{\text{sub}} \propto N_{\text{tot}}^{-1/2}$. One can expect that the measurement precision would be largely improved with many more BNS events available in years long observations of 3G detectors, i.e.,

$$\frac{\delta\Omega_{\text{sub}}}{\Omega_{\text{sub}}} = 0.05 \left(\frac{10^4}{N_{\text{tot}}}\right)^{1/2} = 0.9\% \left(\frac{1 \text{ yr}}{T}\right)^{1/2}, \quad (24)$$

where we have used the fiducial merger rate \dot{N} [Eq. (22)] in the second equal sign.

For comparison, we also plot the detector sensitivity limit $\Omega_{\text{det.lim.}}(f)$ which is the sensitivity of the detector network to the SGWB if no astrophysical foreground presented. We adopt a commonly used definition, the power-law integrated sensitivity curve proposed in [83], assuming a threshold $\text{SNR} = 3$ and an observation time of $T = 1$ yr: any SGWB with energy density $\Omega_{\text{SGWB}}(f)$ that is tangent to the detector sensitivity limit curve at f_0 , i.e.,

$$\Omega_{\text{SGWB}}(f) = \Omega_{\text{det.lim.}}(f_0) \times \left(\frac{f}{f_0}\right)^{\gamma_0} \quad (25)$$

with the power index $\gamma_0 = \frac{d \ln \Omega_{\text{det.lim.}}(f_0)}{d \ln f_0}$ can be detected by the detector network with 3σ confidence level in 1 year (see [58, 84] for the computational details).

As shown in Fig. 4, the measurement uncertainty $\delta\Omega_{\text{sub}}(f)$ is below $\Omega_{\text{det.lim.}}(f)$ in the entire frequency range. Therefore the sensitivity for detecting the primordial SGWB is mainly limited by the detector noise level and the total observation time, and the foreground of BNSs after proper cleaning is a minor limiting factor.

C. Sanity check

As discussed in the previous subsection, this population inference method is (almost) free of any assumption on the BNS mass function, the star formation rate and the delay time of BNS mergers thereafter. As an example for demonstration, we inject a new population of BNSs with redshift dependent BNS mass distribution $m_i \sim (1+z)^\alpha$, considering possible dependence of neutron star masses on the cosmic metallicity. Specifically, we assume the local neutron star mass distribution is same to the one considered in the previous subsection, $m_i \sim p_0(m_i)$. The joint distribution of chirp mass and redshift is then formulated as

$$p(m_i, z) \propto p_0 \left(\frac{m_i}{(1+z)^\alpha} \right). \quad (26)$$

We choose $\alpha = 0.1$ and sample $N_{\text{tot}} = 10^4$ BNS merger events from the new population. The probability distribution $p(\log \kappa)$ is recovered using the same population inference method detailed in the previous two subsections, and the result is displayed in Fig. 5. It is of no surprise to find that the recovered population is unbiased. A closer comparison between Fig. 5 and the right panel of Fig. 3 shows that the new population is slightly better constrained, simply because of louder signals in the new population.

IV. SUMMARY AND DISCUSSION

A. Summary

Foreground cleaning is essential for detecting the SGWB. In a nutshell, foreground cleaning is to measure and subtract the foreground energy density or equivalently the PSD. There are in general two approaches in understanding and cleaning the foreground, an event-to-event approach in Eq. (4), and a population based approach in Eq. (5). In the 3G era, most of BBHs and a fraction of BNSs are expected to be loud enough and can be individually detected. Their contribution to the foreground can be cleaned with high precision using the event-to-event approach, as shown in Paper I. However, cleaning the foreground of subthreshold BNSs has been a long-standing open question, which we aim to solve in this work.

We propose that the foreground PSD of subthreshold BNSs can be measured with the population based approach. The basic idea is rather straightforward: the orientations of BNSs in the Universe should be isotropic, i.e., a uniform distribution in $\cos \iota$, therefore one can infer the number of subthreshold BNSs from individually detected ones and their contribution to the foreground PSD, i.e., $p_{\text{sub}}(\cos \iota | \kappa) + p_{\text{det}}(\cos \iota | \kappa) =$

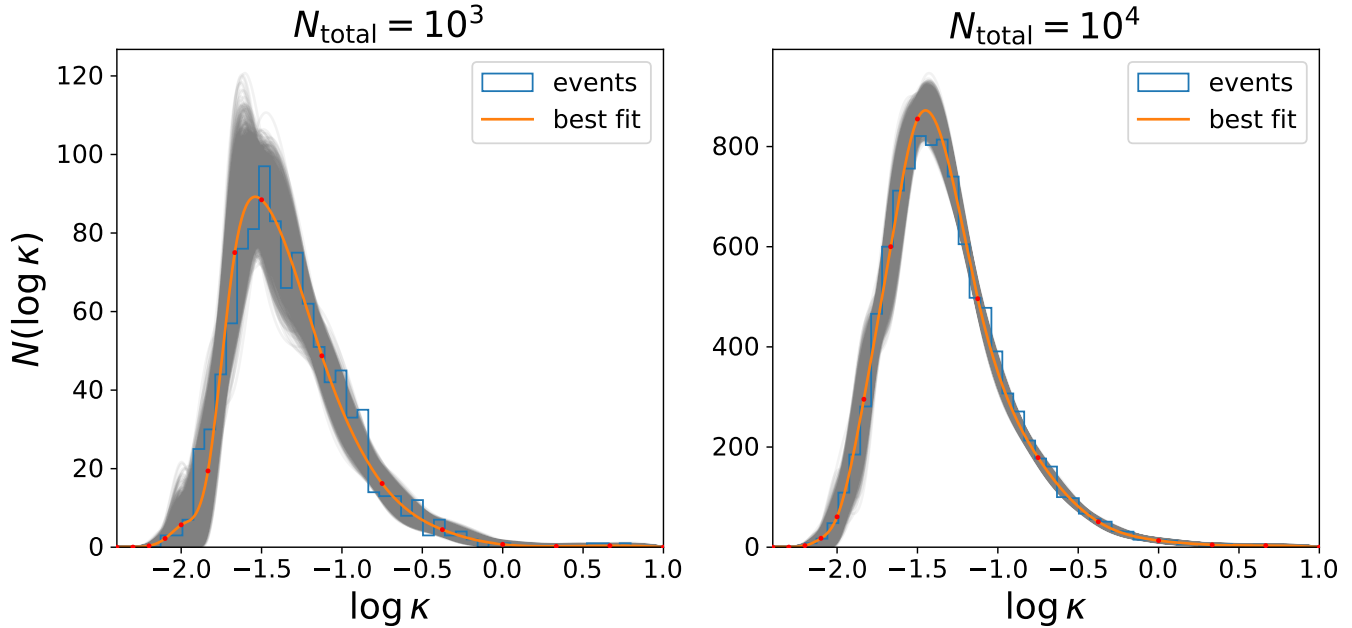


FIG. 3. Constraint on the population model $p(\log \kappa)$ from the simulated N_{det} BNS mergers that are individually detected. The left and right panel show the results given by 10^3 and 10^4 events individually. The orange line shows the best fit distribution, and the blue line is the histogram of the injected events. The gray lines denote the 1σ uncertainty range of $N(\log \kappa)$ from the population inference.

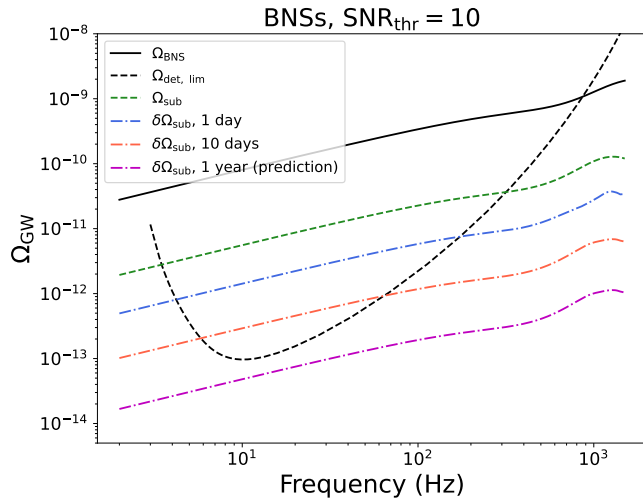


FIG. 4. The energy density $\Omega_{\text{GW}}(f)$ plot, where Ω_{BNS} is the total foreground energy density from all BNSs, while Ω_{sub} is contribution of subthreshold BNSs only, $\Omega_{\text{det. lim.}}(f)$ is the detector sensitivity limit assuming a threshold $\text{SNR} = 3$ and a $T = 1$ yr's observation period. With ~ 1 day and ~ 10 days' observations, Ω_{sub} is expected to be measured with fractional uncertainty $\delta\Omega_{\text{sub}}/\Omega_{\text{sub}} \approx 0.25$ and ≈ 0.05 , which will be largely reduced for a 1-year observation.

$\mathcal{U}(-1, 1)$. In practice, the idea above is conducted in the framework of Bayesian population analysis.

As a convenient example, we constrain the BNS population model $p_{\text{pop}}(\theta|\Lambda)$ of BNS events sampled from an injection population $p_{\text{pop}}^{\text{inj}}(\theta|\Lambda)$, with total number of events $N_{\text{tot}} = 10^3$

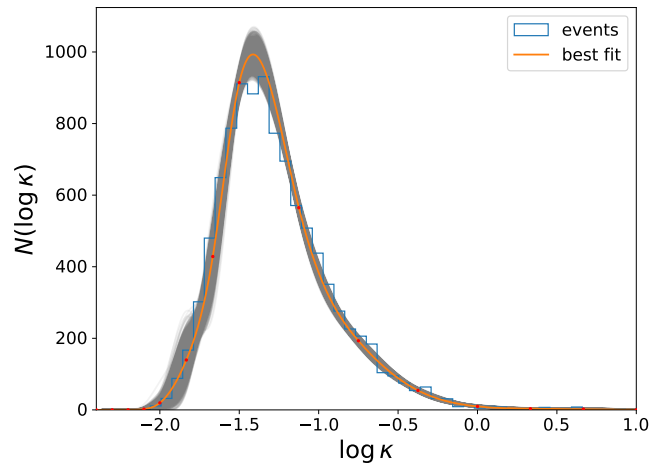


FIG. 5. Constraint on the population model $p(\log \kappa)$ inferred from a total number of $N_{\text{tot}} = 10^4$ BNSs with redshift dependent mass distribution $m_i \sim (1+z)^{0.1}$.

and $N_{\text{tot}} = 10^4$. With the constrained population model $p_{\text{pop}}(\theta|\Lambda)$ shown in Fig. 3, we find the foreground energy density from subthreshold BNSs is measured with fractional uncertainty $\delta\Omega_{\text{sub}}/\Omega_{\text{sub}} \approx 0.25$ for $N_{\text{tot}} = 10^3$ and $\delta\Omega_{\text{sub}}/\Omega_{\text{sub}} \approx 0.05$ for $N_{\text{tot}} = 10^4$, where $\Omega_{\text{sub}}(f) \approx 1.3 \times 10^{-12} f_{\text{Hz}}^{2/3}$. With a much higher number of BNS mergers available during years of observations of 3G detectors, a percent level measurement of Ω_{sub} is expected (see Fig. 4).

As a result, the residual foreground energy density from either the loud events or the subthreshold events after the fore-

ground cleaning is expected to be below the detector sensitivity limit $\Omega_{\text{det. lim.}}(f)$, therefore the astrophysical foregrounds from compact binaries will not be a limiting factor of the detection of the primordial SGWB with 3G detector network. Instead, it will be limited by the detector noise level and the total observation time, i.e., $\Omega_{\text{det. lim.}}(f)$. Assuming the fiducial 3G detector network and a 1-yr observation, a flat SGWB with $\Omega_{\text{SGWB}} = 10^{-13}$ is expected to be detected at 3σ confidence level (see Fig. 4).

B. Discussions

In this work, we have been focusing on cleaning the astrophysical foreground from subthreshold binary neutron stars. In fact, the cleaning methods proposed in paper I and in this work can be equally applied to other binaries, e.g., black hole-neutron star (BH-NS) binaries (see e.g., Refs. [48, 85] for current understanding of BH-NS merger rate and their contribution to the astrophysical foreground, where we can notice that the current understanding is still subject to large uncertainties).

In the population inference, we have been focusing on the major correlation between amplitude κ and inclination angle ι , while neglecting their correlations with other parameters that are relatively weak as explained in the main text. In practice, when applying this foreground cleaning method to real data, the parameter samples of each detected event will be used in Eq. (16) where all the correlations among different parameters will be taken into account, strong or weak. Therefore, the predicted sensitivity might be mildly degraded by the weak correlations with other parameters. Another possible limitation of this method is the assumption of low probability of BNS mergers at high redshifts ($z > 6$ in our fiducial model). This is a reasonable assumption according to the current understanding of star formation history and the BNS merger delay time [86]. But if this assumption breaks down due to some unknown physical processes, e.g., there was a large population of BNS mergers at high redshifts, say $z \approx 10$, then their contribution to the astrophysical foregrounds is beyond the hori-

zon of the cleaning method proposed in this paper. In that case, we can only recover a subpopulation of BNSs and the inferred energy density Ω_{sub} is a lower limit. Other methods, e.g., spectrogram correlated stacking proposed in [87], maybe useful in this case.

Regarding the BNS mergers, we have assumed a rate that is consistent with previous LIGO/Virgo/KAGRA results. This fiducial merger rate might be an overestimate considering the non-detection of new BNS mergers in the on-going run. Lower merger rate means the foreground cleaning problem is easier to deal with: using the fact that $\delta\Omega/\Omega \propto N_{\text{tot}}^{-1/2}$ and $\Omega \propto N_{\text{tot}}$, we find $\delta\Omega \propto \sqrt{N_{\text{tot}}}$, i.e., the absolute magnitude of the residual energy density after foreground cleaning is lower.

The population based approach we proposed rely on the availability of parameter posteriors of individually detectable BNSs [Eq. (13)]. According to the estimate in a recent work [88], it takes millions of CPU hours for parameter inference of one-month catalog with current accelerating techniques [89–92]. More efficient parameter estimation methods are necessary for cost-effective data analysis in the 3G era. With parameter posteriors of individually detectable BNSs, the hierarchical Bayesian inference can also be accelerated with neural network scheme [93].

We have adopted a commonly used detection threshold $\rho_{\text{thr}} = 10$. If we tune this threshold SNR to adjust the fractions of individually detected events and subthreshold events, a better threshold could be found for the purpose of foreground cleaning and minimizing the residual energy density. This extension is straightforward to do, but does not add much to the cleaning method proposed in this work. Therefore, we decide not to investigate this extension here.

ACKNOWLEDGMENTS

We thank Bei Zhou for sharing the detector sensitivity limit curve. This work made use of the Gravity Supercomputer at the Department of Astronomy, Shanghai Jiao Tong University.

-
- [1] A. H. Guth, Inflationary universe: A possible solution to the horizon and flatness problems, *Phys. Rev. D* **23**, 347 (1981).
 - [2] A. D. Linde, A new inflationary universe scenario: A possible solution of the horizon, flatness, homogeneity, isotropy and primordial monopole problems, *Physics Letters B* **108**, 389 (1982).
 - [3] R. Allahverdi, R. Brandenberger, F.-Y. Cyr-Racine, and A. Mazumdar, Reheating in Inflationary Cosmology: Theory and Applications, *Annual Review of Nuclear and Particle Science* **60**, 27 (2010), [arXiv:1001.2600 \[hep-th\]](#).
 - [4] M. A. Amin, M. P. Hertzberg, D. I. Kaiser, and J. Karouby, Nonperturbative dynamics of reheating after inflation: A review, *International Journal of Modern Physics D* **24**, 1530003 (2015), [arXiv:1410.3808 \[hep-ph\]](#).
 - [5] M. S. Turner and F. Wilczek, Relic gravitational waves and extended inflation, *Phys. Rev. Lett.* **65**, 3080 (1990).
 - [6] M. S. Turner, E. J. Weinberg, and L. M. Widrow, Bubble nucleation in first-order inflation and other cosmological phase transitions, *Physical Review D* **46**, 2384 (1992).
 - [7] M. Kamionkowski, A. Kosowsky, and M. S. Turner, Gravitational radiation from first-order phase transitions, *Phys. Rev. D* **49**, 2837 (1994).
 - [8] A. Kosowsky, M. S. Turner, and R. Watkins, Gravitational radiation from colliding vacuum bubbles, *Phys. Rev. D* **45**, 4514 (1992).
 - [9] C. Caprini, R. Durrer, and G. Servant, Gravitational wave generation from bubble collisions in first-order phase transitions: An analytic approach, *Phys. Rev. D* **77**, 124015 (2008).
 - [10] D. Cutting, M. Hindmarsh, and D. J. Weir, Gravitational waves from vacuum first-order phase transitions: From the envelope to the lattice, *Physical Review D* **97**, 123513 (2018), [arXiv:1802.05712 \[astro-ph.CO\]](#).

- [11] A. Vilenkin, Gravitational radiation from cosmic strings, *Physics Letters B* **107**, 47 (1981).
- [12] C. J. Hogan and M. J. Rees, Gravitational interactions of cosmic strings, *Nature (London)* **311**, 109 (1984).
- [13] R. R. Caldwell and B. Allen, Cosmological constraints on cosmic-string gravitational radiation, *Physical Review D* **45**, 3447 (1992).
- [14] M. B. Hindmarsh and T. W. B. Kibble, Cosmic strings, *Reports on Progress in Physics* **58**, 477 (1995), [arXiv:hep-ph/9411342 \[hep-ph\]](#).
- [15] A. Vilenkin and E. P. S. Shellard, *Cosmic Strings and Other Topological Defects* (2000).
- [16] W. Buchmüller, V. Domcke, and K. Schmitz, Stochastic gravitational-wave background from metastable cosmic strings, *JCAP* **2021**, 006 (2021), [arXiv:2107.04578 \[hep-ph\]](#).
- [17] B. Allen, The Stochastic Gravity-Wave Background: Sources and Detection, in *Relativistic Gravitation and Gravitational Radiation*, edited by J.-A. Marck and J.-P. Lasota (1997) pp. 373–417, [arXiv:gr-qc/9604033 \[gr-qc\]](#).
- [18] M. Chiara Guzzetti, N. Bartolo, M. Liguori, and S. Matarrese, Gravitational waves from inflation, *arXiv e-prints*, [arXiv:1605.01615 \(2016\)](#), [arXiv:1605.01615 \[astro-ph.CO\]](#).
- [19] R.-G. Cai, Z. Cao, Z.-K. Guo, S.-J. Wang, and T. Yang, The Gravitational-Wave Physics, *National Science Review* **4**, 687 (2017), [arXiv:1703.00187 \[gr-qc\]](#).
- [20] C. Caprini and D. G. Figueroa, Cosmological backgrounds of gravitational waves, *Classical and Quantum Gravity* **35**, 163001 (2018), [arXiv:1801.04268 \[astro-ph.CO\]](#).
- [21] N. Christensen, Stochastic gravitational wave backgrounds, *Reports on Progress in Physics* **82**, 016903 (2019), [arXiv:1811.08797 \[gr-qc\]](#).
- [22] A. I. Renzini, B. Goncharov, A. C. Jenkins, and P. M. Meyers, Stochastic Gravitational-Wave Backgrounds: Current Detection Efforts and Future Prospects, *Galaxies* **10**, 34 (2022), [arXiv:2202.00178 \[gr-qc\]](#).
- [23] G. Hobbs, A. Archibald, Z. Arzoumanian, D. Backer, M. Bailes, N. D. R. Bhat, M. Burgay, S. Burke-Spolaor, D. Champion, I. Cognard, W. Coles, J. Cordes, P. Demorest, G. Desvignes, R. D. Ferdman, L. Finn, P. Freire, M. Gonzalez, J. Hessels, A. Hotan, G. Janssen, F. Jenet, A. Jessner, C. Jordan, V. Kaspi, M. Kramer, V. Kondratiev, J. Lazio, K. Lazaridis, K. J. Lee, Y. Levin, A. Lommen, D. Lorimer, R. Lynch, A. Lyne, R. Manchester, M. McLaughlin, D. Nice, S. Osłowski, M. Pilia, A. Possenti, M. Purver, S. Ransom, J. Reynolds, S. Sanidas, J. Sarkissian, A. Sesana, R. Shannon, X. Siemens, I. Stairs, B. Stappers, D. Stinebring, G. Theureau, R. van Haasteren, W. van Straten, J. P. W. Verbiest, D. R. B. Yardley, and X. P. You, The International Pulsar Timing Array project: using pulsars as a gravitational wave detector, *Classical and Quantum Gravity* **27**, 084013 (2010), [arXiv:0911.5206 \[astro-ph.SR\]](#).
- [24] M. A. McLaughlin, The North American Nanohertz Observatory for Gravitational Waves, *Classical and Quantum Gravity* **30**, 224008 (2013), [arXiv:1310.0758 \[astro-ph.IM\]](#).
- [25] G. Hobbs, The Parkes Pulsar Timing Array, *Classical and Quantum Gravity* **30**, 224007 (2013), [arXiv:1307.2629 \[astro-ph.IM\]](#).
- [26] L. Lentati, S. R. Taylor, C. M. F. Mingarelli, A. Sesana, S. A. Sanidas, A. Vecchio, R. N. Caballero, K. J. Lee, R. van Haasteren, S. Babak, C. G. Bassa, P. Brem, M. Burgay, D. J. Champion, I. Cognard, G. Desvignes, J. R. Gair, L. Guillemot, J. W. T. Hessels, G. H. Janssen, R. Karuppusamy, M. Kramer, A. Lässig, P. Lazarus, K. Liu, S. Osłowski, D. Perrodin, A. Petiteau, A. Possenti, M. B. Purver, P. A. Rosado, R. Smits, B. Stappers, G. Theureau, C. Tiburzi, and J. P. W. Verbiest, European Pulsar Timing Array limits on an isotropic stochastic gravitational-wave background, *MNRAS* **453**, 2576 (2015), [arXiv:1504.03692 \[astro-ph.CO\]](#).
- [27] J. I. Thorpe, J. Ziemer, I. Thorpe, J. Livas, J. W. Conklin, R. Caldwell, E. Berti, S. T. McWilliams, R. Stebbins, D. Shoemaker, E. C. Ferrara, S. L. Larson, D. Shoemaker, J. S. Key, M. Vallisneri, M. Eracleous, J. Schnittman, B. Kamai, J. Camp, G. Mueller, J. Bellovary, N. Rioux, J. Baker, P. L. Bender, C. Cutler, N. Cornish, C. Hogan, S. Manthripragada, B. Ware, P. Natarajan, K. Numata, S. R. Sankar, B. J. Kelly, K. McKenzie, J. Slutsky, R. Spero, M. Hewitson, S. Francis, R. DeRosa, A. Yu, A. Hornschemeier, and P. Wass, The Laser Interferometer Space Antenna: Unveiling the Millihertz Gravitational Wave Sky, in *Bulletin of the American Astronomical Society*, Vol. 51 (2019) p. 77, [arXiv:1907.06482 \[astro-ph.IM\]](#).
- [28] J. Mei, Y.-Z. Bai, J. Bao, E. Barausse, L. Cai, E. Canuto, B. Cao, W.-M. Chen, Y. Chen, Y.-W. Ding, H.-Z. Duan, H. Fan, W.-F. Feng, H. Fu, Q. Gao, T. Gao, Y. Gong, X. Gou, C.-Z. Gu, D.-F. Gu, Z.-Q. He, M. Hendry, W. Hong, X.-C. Hu, Y.-M. Hu, Y. Hu, S.-J. Huang, X.-Q. Huang, Q. Jiang, Y.-Z. Jiang, Y. Jiang, Z. Jiang, H.-M. Jin, V. Korol, H.-Y. Li, M. Li, M. Li, P. Li, R. Li, Y. Li, Z. Li, Z. Li, Z.-X. Li, Y.-R. Liang, Z.-C. Liang, F.-J. Liao, Q. Liu, S. Liu, Y.-C. Liu, L. Liu, P.-B. Liu, X. Liu, Y. Liu, X.-F. Lu, Y. Lu, Z.-H. Lu, Y. Luo, Z.-C. Luo, V. Milyukov, M. Ming, X. Pi, C. Qin, S.-B. Qu, A. Sesana, C. Shao, C. Shi, W. Su, D.-Y. Tan, Y. Tan, Z. Tan, L.-C. Tu, B. Wang, C.-R. Wang, F. Wang, G.-F. Wang, H. Wang, J. Wang, L. Wang, P. Wang, X. Wang, Y. Wang, Y.-F. Wang, R. Wei, S.-C. Wu, C.-Y. Xiao, X.-S. Xu, C. Xue, F.-C. Yang, L. Yang, M.-L. Yang, S.-Q. Yang, B. Ye, H.-C. Yeh, S. Yu, D. Zhai, C. Zhang, H. Zhang, J.-d. Zhang, J. Zhang, L. Zhang, X. Zhang, X. Zhang, H. Zhou, M.-Y. Zhou, Z.-B. Zhou, D.-D. Zhu, T.-G. Zi, and J. Luo, The TianQin project: Current progress on science and technology, *Progress of Theoretical and Experimental Physics* **2021**, 05A107 (2021), [arXiv:2008.10332 \[gr-qc\]](#).
- [29] L. S. Collaboration, Advanced LIGO, *Classical and Quantum Gravity* **32**, 074001 (2015), [arXiv:1411.4547 \[gr-qc\]](#).
- [30] F. Acernese, M. Agathos, K. Agatsuma, D. Aisa, N. Allemandou, A. Allocca, J. Amarni, P. Astone, G. Balestri, G. Ballardin, F. Barone, J. P. Baronick, M. Barsuglia, A. Basti, F. Basti, T. S. Bauer, V. Bavigada, M. Bejger, M. G. Beker, C. Belczynski, D. Bersanetti, A. Bertolini, M. Bitossi, M. A. Bizouard, S. Bloemen, M. Blom, M. Boer, G. Bogaert, D. Bondi, F. Bondu, L. Bonelli, R. Bonnand, V. Boschi, L. Bosi, T. Bouedo, C. Bradaschia, M. Branchesi, T. Briant, A. Brillet, V. Brisson, T. Bulik, H. J. Bulten, D. Buskulic, C. Buy, G. Cagnoli, E. Calloni, C. Campeggi, B. Canuel, F. Carbognani, F. Cavalier, R. Cavalieri, G. Cella, E. Cesarini, E. C. Motin, A. Chincarini, A. Chiummo, S. Chua, F. Cleva, E. Coccia, P. F. Cohadon, A. Colla, M. Colombini, A. Conte, J. P. Coulon, E. Cuoco, A. Dalmaz, S. D’Antonio, V. Dattilo, M. Davier, R. Day, G. Debreczeni, J. Degallaix, S. Deléglise, W. D. Pozzo, H. Dereli, R. D. Rosa, L. D. Fiore, A. D. Lieto, A. D. Virgilio, M. Doets, V. Dolique, M. Drago, M. Ducrot, G. Endrőczy, V. Fafone, S. Farinon, I. Ferrante, F. Ferrini, F. Fidecaro, I. Fiori, R. Flaminio, J. D. Fournier, S. Franco, S. Frasca, F. Frasconi, L. Gammaitoni, F. Garufi, M. Gaspard, A. Gatto, G. Gemme, B. Gendre, E. Genin, A. Gennai, S. Ghosh, L. Giacobone, A. Giazotto, R. Gouaty, M. Granata, G. Greco, P. Groot, G. M. Guidi, J. Harms, A. Heidmann, H. Heitmann, P. Hello, G. Hemming, E. Hennes, D. Hofman, P. Jaranowski, R. J. G. Jonker, M. Kasprzack, F. Kéfélian, I. Kowalska, M. Kraan, A. Królak, A. Kutynia, C. Lazzaro, M. Leonardi, N. Leroy, N. Letendre, T. G. F. Li, B. Lieunard, M. Lorenzini,

- V. Loriette, G. Losurdo, C. Magazzù, E. Majorana, I. Maksimovic, V. Malvezzi, N. Man, V. Mangano, M. Mantovani, F. Marchesoni, F. Marion, J. Marque, F. Martelli, L. Martellini, A. Masserot, D. Meacher, J. Meidam, F. Mezzani, C. Michel, L. Milano, Y. Minenkov, A. Moggi, M. Mohan, M. Montani, N. Morgado, B. Mours, F. Mul, M. F. Nagy, I. Nardecchia, L. Naticchioni, G. Nelemans, I. Neri, M. Neri, F. Nocera, E. Pacaud, C. Palomba, F. Paoletti, A. Paoli, A. Pasqualetti, R. Passaquieti, D. Passuello, M. Perciballi, S. Petit, M. Pichot, F. Piergiovanni, G. Pillant, A. Piluso, L. Pinard, R. Poggiani, M. Prijatelj, G. A. Prodi, M. Punturo, P. Puppo, D. S. Rabeling, I. Rácz, P. Rapagnani, M. Razzano, V. Re, T. Regimbau, F. Ricci, F. Robinet, A. Rocchi, L. Rolland, R. Romano, D. Rosińska, P. Ruggi, E. Saracco, B. Sassolas, F. Schimmel, D. Sentenac, V. Sequino, S. Shah, K. Siellez, N. Straniero, B. Swinkels, M. Tacca, M. Tonelli, F. Travasso, M. Turconi, G. Vajente, N. van Bakel, M. van Beuzekom, J. F. J. van den Brand, C. Van Den Broeck, M. V. van der Sluys, J. van Heijningen, M. Vasúth, G. Vedovato, J. Veitch, D. Verkindt, F. Vetrano, A. Viceré, J. Y. Vinet, G. Visser, H. Vocca, R. Ward, M. Was, L. W. Wei, M. Yvert, A. Z. Żny, and J. P. Zendri, Advanced Virgo: a second-generation interferometric gravitational wave detector, *Classical and Quantum Gravity* **32**, 024001 (2015), [arXiv:1408.3978 \[gr-qc\]](https://arxiv.org/abs/1408.3978).
- [31] Y. Aso, Y. Michimura, K. Somiya, M. Ando, O. Miyakawa, T. Sekiguchi, D. Tatsumi, and H. Yamamoto (The KAGRA Collaboration), Interferometer design of the kagra gravitational wave detector, *Phys. Rev. D* **88**, 043007 (2013).
- [32] G. Agazie *et al.* (NANOGrav), The NANOGrav 15 yr Data Set: Evidence for a Gravitational-wave Background, *Astrophys. J. Lett.* **951**, L8 (2023), [arXiv:2306.16213 \[astro-ph.HE\]](https://arxiv.org/abs/2306.16213).
- [33] G. Agazie *et al.* (NANOGrav), The NANOGrav 15 yr Data Set: Observations and Timing of 68 Millisecond Pulsars, *Astrophys. J. Lett.* **951**, L9 (2023), [arXiv:2306.16217 \[astro-ph.HE\]](https://arxiv.org/abs/2306.16217).
- [34] T. I. P. T. A. Collaboration, G. Agazie, J. Antoniadis, A. Anumarlapudi, A. M. Archibald, P. Arumugam, S. Arumugam, Z. Arzoumanian, J. Askew, S. Babak, M. Bagchi, M. Bailes, A.-S. B. Nielsen, P. T. Baker, C. G. Bassa, *et al.*, [Comparing recent PTA results on the nanohertz stochastic gravitational wave background](https://arxiv.org/abs/2309.00693) (2023), [arxiv:2309.00693 \[astro-ph, physics:gr-qc\]](https://arxiv.org/abs/2309.00693).
- [35] D. J. Reardon *et al.*, Search for an Isotropic Gravitational-wave Background with the Parkes Pulsar Timing Array, *Astrophys. J. Lett.* **951**, L6 (2023), [arXiv:2306.16215 \[astro-ph.HE\]](https://arxiv.org/abs/2306.16215).
- [36] A. Zic *et al.*, The Parkes Pulsar Timing Array third data release, *Publ. Astron. Soc. Austral.* **40**, e049 (2023), [arXiv:2306.16230 \[astro-ph.HE\]](https://arxiv.org/abs/2306.16230).
- [37] J. Antoniadis *et al.* (EPTA), The second data release from the European Pulsar Timing Array III. Search for gravitational wave signals, *Astron. Astrophys.* **678**, A50 (2023), [arXiv:2306.16214 \[astro-ph.HE\]](https://arxiv.org/abs/2306.16214).
- [38] J. Antoniadis *et al.* (EPTA), The second data release from the European Pulsar Timing Array I. The dataset and timing analysis, *Astron. Astrophys.* **678**, A48 (2023), [arXiv:2306.16224 \[astro-ph.HE\]](https://arxiv.org/abs/2306.16224).
- [39] H. Xu *et al.*, Searching for the Nano-Hertz Stochastic Gravitational Wave Background with the Chinese Pulsar Timing Array Data Release I, *Res. Astron. Astrophys.* **23**, 075024 (2023), [arXiv:2306.16216 \[astro-ph.HE\]](https://arxiv.org/abs/2306.16216).
- [40] A. Afzal *et al.* (NANOGrav), The NANOGrav 15 yr Data Set: Search for Signals from New Physics, *Astrophys. J. Lett.* **951**, L11 (2023), [arXiv:2306.16219 \[astro-ph.HE\]](https://arxiv.org/abs/2306.16219).
- [41] J. Antoniadis, P. Arumugam, S. Arumugam, P. Auclair, S. Babak, M. Bagchi, A.-S. B. Nielsen, E. Barausse, C. G. Bassa, A. Bathula, A. Berthereau, M. Bonetti, E. Bortolas, P. R. Brook, M. Burgay, *et al.*, [The second data release from the European Pulsar Timing Array: V. Implications for massive black holes, dark matter and the early Universe](https://arxiv.org/abs/2306.16227) (2023), [arxiv:2306.16227 \[astro-ph, physics:gr-qc\]](https://arxiv.org/abs/2306.16227).
- [42] G. Agazie *et al.* (NANOGrav), The NANOGrav 15 yr Data Set: Constraints on Supermassive Black Hole Binaries from the Gravitational-wave Background, *Astrophys. J. Lett.* **952**, L37 (2023), [arXiv:2306.16220 \[astro-ph.HE\]](https://arxiv.org/abs/2306.16220).
- [43] G. Agazie *et al.* (NANOGrav), The NANOGrav 15 yr Data Set: Bayesian Limits on Gravitational Waves from Individual Supermassive Black Hole Binaries, *Astrophys. J. Lett.* **951**, L50 (2023), [arXiv:2306.16222 \[astro-ph.HE\]](https://arxiv.org/abs/2306.16222).
- [44] Y.-C. Bi, Y.-M. Wu, Z.-C. Chen, and Q.-G. Huang, Implications for the supermassive black hole binaries from the NANOGrav 15-year data set, *Sci. China Phys. Mech. Astron.* **66**, 120402 (2023), [arXiv:2307.00722 \[astro-ph.CO\]](https://arxiv.org/abs/2307.00722).
- [45] T. Regimbau, M. Evans, N. Christensen, E. Katsavounidis, B. Sathyaprakash, and S. Vitale, Digging Deeper: Observing Primordial Gravitational Waves below the Binary-Black-Hole-Produced Stochastic Background, *Phys. Rev. Lett.* **118**, 151105 (2017), [arXiv:1611.08943 \[astro-ph.CO\]](https://arxiv.org/abs/1611.08943).
- [46] ET-0000A-18, <https://apps.et-gw.eu/tds/?content=3&r=14065> (2018).
- [47] V. Srivastava, D. Davis, K. Kuns, P. Landry, S. Ballmer, M. Evans, E. D. Hall, J. Read, and B. S. Sathyaprakash, Science-driven Tunable Design of Cosmic Explorer Detectors, *The Astrophysical Journal* **931**, 22 (2022), [arXiv:2201.10668 \[gr-qc\]](https://arxiv.org/abs/2201.10668).
- [48] M. Branchesi, M. Maggiore, D. Alonso, C. Badger, B. Banerjee, F. Beirnaert, E. Belgacem, S. Bhagwat, G. Boileau, S. Borhanian, D. D. Brown, M. Leong Chan, G. Cusin, S. L. Danilishin, J. Degallaix, V. De Luca, A. Dhani, T. Dietrich, U. Dupletsa, S. Foffa, G. Franciolini, A. Freise, G. Gemme, B. Goncharov, A. Ghosh, F. Gulminelli, I. Gupta, P. Kumar Gupta, J. Harms, N. Hazra, S. Hild, T. Hinderer, I. Siong Heng, F. Iacovelli, J. Janquart, K. Janssens, A. C. Jenkins, C. Kalaghatgi, X. Korovesi, T. G. F. Li, Y. Li, E. Lofredo, E. Maggio, M. Mancarella, M. Mapelli, K. Martinovic, A. Maselli, P. Meyers, A. L. Miller, C. Mondal, N. Muttoni, H. Narola, M. Oertel, G. Oganessian, C. Pacilio, C. Palomba, P. Pani, A. Pasqualetti, A. Perego, C. Pérogois, M. Pieroni, O. J. Piccinni, A. Puecher, P. Puppo, A. Ricciardone, A. Riotto, S. Ronchini, M. Sakellariadou, A. Samajdar, F. Santoliquido, B. S. Sathyaprakash, J. Steinlechner, S. Steinlechner, A. Utina, C. Van Den Broeck, and T. Zhang, Science with the Einstein Telescope: a comparison of different designs, *JCAP* **2023**, 068 (2023), [arXiv:2303.15923 \[gr-qc\]](https://arxiv.org/abs/2303.15923).
- [49] S. Drasco and É. É. Flanagan, Detection methods for non-Gaussian gravitational wave stochastic backgrounds, *Physical Review D* **67**, 082003 (2003), [arXiv:gr-qc/0210032 \[gr-qc\]](https://arxiv.org/abs/gr-qc/0210032).
- [50] R. Smith and E. Thrane, Optimal search for an astrophysical gravitational-wave background, *Phys. Rev. X* **8**, 021019 (2018).
- [51] S. Biscoveanu, C. Talbot, E. Thrane, and R. Smith, Measuring the primordial gravitational-wave background in the presence of astrophysical foregrounds, *Phys. Rev. Lett.* **125**, 241101 (2020).
- [52] H. Zhong, R. Ormiston, and V. Mandic, Detecting cosmological gravitational waves background after removal of compact binary coalescences in future gravitational wave detectors, *arXiv e-prints*, [arXiv:2209.11877](https://arxiv.org/abs/2209.11877) (2022), [arXiv:2209.11877 \[gr-qc\]](https://arxiv.org/abs/2209.11877).
- [53] A. Sharma and J. Harms, Searching for cosmological gravitational-wave backgrounds with third-generation detectors in the presence of an astrophysical foreground, *Physical Review*

- D **102**, 063009 (2020), [arXiv:2006.16116 \[gr-qc\]](#).
- [54] Z. Pan and H. Yang, Improving the detection sensitivity to primordial stochastic gravitational waves with reduced astrophysical foregrounds, *Physical Review D* **107**, 123036 (2023), [arXiv:2301.04529 \[gr-qc\]](#).
- [55] C. Cutler and J. Harms, Big Bang Observer and the neutron-star-binary subtraction problem, *Physical Review D* **73**, 042001 (2006), [arXiv:gr-qc/0511092 \[gr-qc\]](#).
- [56] J. Harms, C. Mahrtdt, M. Otto, and M. Prieß, Subtraction-noise projection in gravitational-wave detector networks, *Physical Review D* **77**, 123010 (2008), [arXiv:0803.0226 \[gr-qc\]](#).
- [57] S. Sachdev, T. Regimbau, and B. S. Sathyaprakash, Subtracting compact binary foreground sources to reveal primordial gravitational-wave backgrounds, *Physical Review D* **102**, 024051 (2020), [arXiv:2002.05365 \[gr-qc\]](#).
- [58] B. Zhou, L. Reali, E. Berti, M. Çalışkan, C. Creque-Sarbinowski, M. Kamionkowski, and B. S. Sathyaprakash, Subtracting Compact Binary Foregrounds to Search for Subdominant Gravitational-Wave Backgrounds in Next-Generation Ground-Based Observatories, *arXiv e-prints*, [arXiv:2209.01310 \(2022\)](#), [arXiv:2209.01310 \[gr-qc\]](#).
- [59] B. Zhou, L. Reali, E. Berti, M. Çalışkan, C. Creque-Sarbinowski, M. Kamionkowski, and B. S. Sathyaprakash, Compact Binary Foreground Subtraction in Next-Generation Ground-Based Observatories, *arXiv e-prints*, [arXiv:2209.01221 \(2022\)](#), [arXiv:2209.01221 \[gr-qc\]](#).
- [60] H. Song, D. Liang, Z. Wang, and L. Shao, Compact Binary Foreground Subtraction for Detecting the Stochastic Gravitational-wave Background in Ground-based Detectors, *arXiv e-prints*, [arXiv:2401.00984 \(2024\)](#), [arXiv:2401.00984 \[gr-qc\]](#).
- [61] X.-J. Zhu, E. J. Howell, D. G. Blair, and Z.-H. Zhu, On the gravitational wave background from compact binary coalescences in the band of ground-based interferometers, *MNRAS* **431**, 882 (2013), [arXiv:1209.0595 \[gr-qc\]](#).
- [62] Z. Pan and H. Yang, Probing Primordial Stochastic Gravitational Wave Background with Multi-band Astrophysical Foreground Cleaning, *Class. Quant. Grav.* **37**, 195020 (2020), [arXiv:1910.09637 \[astro-ph.CO\]](#).
- [63] Planck Collaboration, N. Aghanim, Y. Akrami, M. Ashdown, J. Aumont, C. Baccigalupi, M. Ballardini, A. J. Banday, R. B. Barreiro, N. Bartolo, S. Basak, R. Battye, K. Benabed, J. P. Bernard, M. Bersanelli, *et al.*, Planck 2018 results. VI. Cosmological parameters, *Astronomy and Astrophysics* **641**, A6 (2020).
- [64] B. Allen and J. D. Romano, Detecting a stochastic background of gravitational radiation: Signal processing strategies and sensitivities, *Physical Review D* **59**, 102001 (1999), [arXiv:gr-qc/9710117 \[gr-qc\]](#).
- [65] E. S. Phinney, A Practical Theorem on Gravitational Wave Backgrounds, *arXiv e-prints*, [astro-ph/0108028 \(2001\)](#), [arXiv:astro-ph/0108028 \[astro-ph\]](#).
- [66] B. S. Sathyaprakash and B. F. Schutz, Physics, Astrophysics and Cosmology with Gravitational Waves, *Living Reviews in Relativity* **12**, 2 (2009), [arXiv:0903.0338 \[gr-qc\]](#).
- [67] S. Husa, S. Khan, M. Hannam, M. Pürrer, F. Ohme, X. J. Forteza, and A. Bohé, Frequency-domain gravitational waves from non-precessing black-hole binaries. I. New numerical waveforms and anatomy of the signal, *Physical Review D* **93**, 044006 (2016), [arxiv:1508.07250 \[gr-qc\]](#).
- [68] S. Khan, S. Husa, M. Hannam, F. Ohme, M. Pürrer, X. J. Forteza, and A. Bohé, Frequency-domain gravitational waves from non-precessing black-hole binaries. II. A phenomenological model for the advanced detector era, *Physical Review D* **93**, 044007 (2016), [arxiv:1508.07253 \[gr-qc\]](#).
- [69] R. Abbott, T. D. Abbott, S. Abraham, F. Acernese, K. Ackley, A. Adams, C. Adams, R. X. Adhikari, V. B. Adya, C. Affeldt, M. Agathos, K. Agatsuma, N. Aggarwal, O. D. Aguiar, L. Aiello, *et al.*, GWTC-2: Compact Binary Coalescences Observed by LIGO and Virgo During the First Half of the Third Observing Run, *Physical Review X* **11**, 021053 (2021), [arxiv:2010.14527 \[astro-ph, physics:gr-qc\]](#).
- [70] S. Borhanian, GWBENCH: a novel Fisher information package for gravitational-wave benchmarking, *Classical and Quantum Gravity* **38**, 175014 (2021), [arXiv:2010.15202 \[gr-qc\]](#).
- [71] LIGO Scientific Collaboration and Virgo Collaboration, Binary Black Hole Population Properties Inferred from the First and Second Observing Runs of Advanced LIGO and Advanced Virgo, *Astrophys.J.Lett.* **882**, L24 (2019), [arXiv:1811.12940 \[astro-ph.HE\]](#).
- [72] The LIGO Scientific Collaboration, the Virgo Collaboration, and the KAGRA Collaboration, The population of merging compact binaries inferred using gravitational waves through GWTC-3, *arXiv e-prints*, [arXiv:2111.03634 \(2021\)](#), [arXiv:2111.03634 \[astro-ph.HE\]](#).
- [73] R. Gray, I. M. Hernandez, H. Qi, A. Sur, P. R. Brady, H.-Y. Chen, W. M. Farr, M. Fishbach, J. R. Gair, A. Ghosh, D. E. Holz, S. Mastroianni, C. Messenger, D. A. Steer, J. Veitch, *et al.*, Cosmological inference using gravitational wave standard sirens: A mock data analysis, *Physical Review D* **101**, 122001 (2020).
- [74] L. Wen and Y. Chen, Geometrical expression for the angular resolution of a network of gravitational-wave detectors, *Physical Review D* **81**, 082001 (2010).
- [75] J. Roulet, S. Olsen, J. Mushkin, T. Islam, T. Venumadhav, B. Zackay, and M. Zaldarriaga, Removing degeneracy and multimodality in gravitational wave source parameters, *Physical Review D* **106**, 123015 (2022), [2207.03508 \[astro-ph, physics:gr-qc\]](#).
- [76] M. Vallisneri, Use and abuse of the Fisher information matrix in the assessment of gravitational-wave parameter-estimation prospects, *Physical Review D* **77**, 042001 (2008).
- [77] F. Iacovelli, M. Mancarella, S. Foffa, and M. Maggiore, GWFAST: A Fisher information matrix Python code for third-generation gravitational-wave detectors, *The Astrophysical Journal Supplement Series* **263**, 2 (2022), [arxiv:2207.06910 \[astro-ph, physics:gr-qc\]](#).
- [78] G. Ashton, M. Hübner, P. D. Lasky, C. Talbot, K. Ackley, S. Biscoveanu, Q. Chu, A. Divakarla, P. J. Easter, B. Goncharov, F. Hernandez Vivanco, J. Harms, M. E. Lower, G. D. Meadors, D. Melchor, E. Payne, M. D. Pitkin, J. Powell, N. Sarin, R. J. E. Smith, and E. Thrane, BILBY: A User-friendly Bayesian Inference Library for Gravitational-wave Astronomy, *The Astrophysical Journal Supplement Series* **241**, 27 (2019).
- [79] C. Périgois, C. Belczynski, T. Bulik, and T. Regimbau, startrack predictions of the stochastic gravitational-wave background from compact binary mergers, *Phys. Rev. D* **103**, 043002 (2021).
- [80] T. Regimbau, The Quest for the Astrophysical Gravitational-Wave Background with Terrestrial Detectors, *Symmetry* **14**, 270 (2022).
- [81] S. Kozlov, J. Speagle, K. Barbary, G. Ashton, E. Bennett, J. Buchner, C. Scheffler, B. Cook, C. Talbot, J. Guillochon, P. Cubillos, A. A. Ramos, B. Johnson, D. Lang, Ilya, M. Dartailh, A. Nitz, A. McCluskey, and A. Archibald, *JoshSpeagle/dynesty: V2.1.3*, Zenodo (2023).
- [82] J. Skilling, Nested sampling for general Bayesian computation, *Bayesian Analysis* **1**, 833 (2006).

- [83] E. Thrane and J. D. Romano, Sensitivity curves for searches for gravitational-wave backgrounds, *Physical Review D* **88**, 124032 (2013), [arXiv:1310.5300 \[astro-ph.IM\]](#).
- [84] C. J. Moore, R. H. Cole, and C. P. L. Berry, Gravitational-wave sensitivity curves, *Classical and Quantum Gravity* **32**, 015014 (2014).
- [85] D. S. Bellie, S. Banagiri, Z. Doctor, and V. Kalogera, Unresolved stochastic background from compact binary mergers detectable by next-generation ground-based gravitational-wave observatories, *Phys. Rev. D* **110**, 023006 (2024), [arXiv:2310.02517 \[gr-qc\]](#).
- [86] R. Abbott *et al.* (KAGRA, VIRGO, LIGO Scientific), Population of Merging Compact Binaries Inferred Using Gravitational Waves through GWTC-3, *Phys. Rev. X* **13**, 011048 (2023), [arXiv:2111.03634 \[astro-ph.HE\]](#).
- [87] R. Dey, L. F. Longo Micchi, S. Mukherjee, and N. Afshordi, Spectrogram correlated stacking: A novel time-frequency domain analysis of the stochastic gravitational wave background, *Phys. Rev. D* **109**, 023029 (2024), [arXiv:2305.03090 \[gr-qc\]](#).
- [88] Q. Hu and J. Veitch, Costs of Bayesian Parameter Estimation in Third-Generation Gravitational Wave Detectors: a Review of Acceleration Methods, arXiv e-prints (2024), [arXiv:2412.02651 \[gr-qc\]](#).
- [89] S. R. Green and J. Gair, Complete parameter inference for GW150914 using deep learning, *Mach. Learn. Sci. Tech.* **2**, 03LT01 (2021), [arXiv:2008.03312 \[astro-ph.IM\]](#).
- [90] M. Dax, S. R. Green, J. Gair, M. Pürrer, J. Wildberger, J. H. Macke, A. Buonanno, and B. Schölkopf, Neural Importance Sampling for Rapid and Reliable Gravitational-Wave Inference, *Phys. Rev. Lett.* **130**, 171403 (2023), [arXiv:2210.05686 \[gr-qc\]](#).
- [91] K. W. K. Wong, M. Isi, and T. D. P. Edwards, Fast Gravitational-wave Parameter Estimation without Compromises, *Astrophys. J.* **958**, 129 (2023), [arXiv:2302.05333 \[astro-ph.IM\]](#).
- [92] J. Alvey, U. Bhardwaj, S. Nissanke, and C. Weniger, What to do when things get crowded? Scalable joint analysis of overlapping gravitational wave signals, arXiv e-prints (2023), [arXiv:2308.06318 \[gr-qc\]](#).
- [93] K. Leyde, S. R. Green, A. Toubiana, and J. Gair, Gravitational wave populations and cosmology with neural posterior estimation, *Phys. Rev. D* **109**, 064056 (2024), [arXiv:2311.12093 \[gr-qc\]](#).