

Dynamic portfolio selection under generalized disappointment aversion

Zongxia Liang^{a*} Sheng Wang^{a†} Jianming Xia^{b‡} Fengyi Yuan^{a§}

^a*Department of Mathematical Sciences, Tsinghua University, China*

^b*RCSDS, NCMIS, Academy of Mathematics and Systems Science, Chinese Academy of Sciences, Beijing 100190, China*

March 5, 2024

Abstract

This paper addresses the continuous-time portfolio selection problem under generalized disappointment aversion (GDA). The implicit definition of the certainty equivalent within GDA preferences introduces time inconsistency to this problem. We provide the sufficient and necessary condition for a strategy to be an equilibrium by a fully nonlinear integral equation. Investigating the existence and uniqueness of the solution to the integral equation, we establish the existence and uniqueness of the equilibrium. Our findings indicate that under disappointment aversion preferences, non-participation in the stock market is the unique equilibrium. The semi-analytical equilibrium strategies obtained under the constant relative risk aversion utility functions reveal that, under GDA preferences, the investment proportion in the stock market consistently remains smaller than the investment proportion under classical expected utility theory. The numerical analysis shows that the equilibrium strategy's monotonicity concerning the two parameters of GDA preference aligns with the monotonicity of the degree of risk aversion.

Keywords: Generalized Disappointment Aversion; Portfolio Selection; Time Inconsistency; Intra-Personal Equilibrium; Risk Aversion; Marginal Rate of Substitution

*Email: liangzongxia@mail.tsinghua.edu.cn

†Email: wangs20@mails.tsinghua.edu.cn

‡Email: xia@amss.ac.cn

§Email: yfy19@mails.tsinghua.edu.cn

1 Introduction

Since the seminal work of [Merton \(1971\)](#), portfolio selection within the expected utility (EU) framework has been dominating in modern financial theory. However, various empirical and experimental studies show that EU is unrealistic, as exemplified by the famous Allais paradox ([Allais, 1953](#)). This motivates emergence of various alternative models on preferences, including the disappointment aversion (DA) preference of [Gul \(1991\)](#) and the generalized disappointment aversion (GDA) preference of [Routledge and Zin \(2010\)](#).

GDA (including DA as a special case) preferences have numerous applications in asset pricing and portfolio selection. [Routledge and Zin \(2010\)](#), [Bonomo et al. \(2011\)](#), [Liu and Miao \(2015\)](#), [Schreindorfer \(2020\)](#), [Augustin and Tédongap \(2021\)](#), and [Babiak \(2023\)](#) explore the applications of GDA preferences in consumption-based asset pricing with discrete-time recursive utility models. [Ang et al. \(2005\)](#), [Fielding and Stracca \(2007\)](#), [Saltari and Travaglini \(2010\)](#), [Dahlquist et al. \(2017\)](#), [Ferland and Lalancette \(2021\)](#), and [Kontosakos et al. \(2024\)](#) investigate the problem of portfolio selection to maximize the GDA certainty equivalent of the terminal wealth within discrete time models (including single-period models), while [Yoon \(2009\)](#) investigates the problem with a continuous time model.

Despite their popularity, it is difficult to investigate the dynamic portfolio selection problem for GDA preferences, due to the implicit definition of the certainty equivalent, which leads to the time inconsistency of the preferences. [Yoon \(2009\)](#) seeks the optimal solution, also known as the pre-commitment solution, for DA preferences, regardless of the time inconsistency: the investor may violate the current strategy in the future. [Ang et al. \(2005\)](#) first examine dynamic portfolio selection for DA preferences in discrete time setting, employing the backward induction to get time-consistent solutions. However, the number of states increases exponentially with the number of periods, and therefore the backward induction is difficult to implement. Then they consider a reduced model in which the current period's certainty equivalent relies on the next period's certainty equivalent only, instead of the actual future returns. This reduced model addresses the issue of exponentially growing number of states. However, it deviates from the original problem: the recursive definition of the certainty equivalent in this reduced model results in that, only at the next-to-last period, does the certainty equivalent coincide with the original one of [Gul \(1991\)](#). Recently, [Kontosakos et al. \(2024\)](#) apply this reduced model to investigate the influence of return predictability and parameter uncertainty on dynamic portfolio selection under DA preferences.

In this paper, we investigate the portfolio selection problem for GDA preferences in continuous time. In contrast to [Yoon \(2009\)](#), we focus on seeking a time consistent solution, following the "consistent planning" (intra-personal equilibrium) approach of [Strotz \(1955\)](#). Nevertheless, backward

induction proves ineffective in continuous time, as there is no specific time point closest to the terminal time. The issue of time inconsistency in continuous time is therefore challenging and progresses slowly. The precise definition of continuous-time intra-personal equilibrium was first introduced by [Ekeland and Lazrak \(2010\)](#) (a previous version of this paper: [Ekeland and Lazrak \(2006\)](#)), when they addressed the time inconsistency arising from non-exponential discounting. Then numerous studies have explored various problems with time inconsistency in continuous-time. Among others, [Björk et al. \(2017\)](#), [He and Jiang \(2021\)](#), and [Hernández and Possamaï \(2023\)](#) investigate general stochastic control problems with time-inconsistent cost functions; [Basak and Chabakauri \(2010\)](#), [Hu et al. \(2012, 2017\)](#), [Björk et al. \(2014\)](#), and [Dai et al. \(2021\)](#) explore the dynamic mean-variance portfolio selection or linear-quadratic stochastic control problems; [Ekeland and Pirvu \(2008\)](#) and [Hamaguchi \(2021\)](#) discuss portfolio selection problems involving non-exponential discounting; [Hu et al. \(2021\)](#) examine the continuous-time portfolio selection for rank-dependent utilities; Recently, [Liang et al. \(2023a\)](#) and [Liang et al. \(2023b\)](#) study the continuous-time stochastic control and portfolio selection with implicitly defined objective functions.

Given a utility function U and parameters $\beta \geq 0$ and $\delta > 0$, the GDA value $\eta(Y)$ of an outcome Y is implicitly determined by

$$U(\eta(Y)) = \mathbb{E}[U(Y)] - \beta \mathbb{E}[(U(\delta\eta(Y)) - U(Y))_+],$$

where $x_+ = \max\{x, 0\}$ for $x \in \mathbb{R}$. In the previous equation, $\delta\eta(Y)$ serves as the benchmark, where δ is the adjustment coefficient between the benchmark level and the GDA value. The penalty term $\beta \mathbb{E}[(U(\delta\eta(Y)) - U(Y))_+]$ captures the agent's aversion to being disappointed by the outcome values below the benchmark level. The parameter β measures how disappointment averse the agent is, whereas the parameter δ measures how easily the agent becomes disappointed. A DA preference is a GDA preference with $\delta = 1$ and an EU preference is a GDA preference with $\beta = 0$.

To compare the risk aversion between two GDA preferences, we need to use certainty equivalents. When $\delta \in (0, 1]$, the GDA value and the certainty equivalent coincide. In contrast, when $\delta > 1$, the GDA value of a deterministic outcome is smaller than the outcome itself, and therefore the GDA value can not stand for the certainty equivalent. To address this issue, [Routledge and Zin \(2010, p. 1309\)](#) redefine the certainty equivalent under the constant relative risk aversion (CRRA) utility functions (excluding the logarithmic utility function), ensuring that the certainty equivalent of a deterministic outcome is the outcome itself. However, their definition is very restrictive: it applies only to a specific range of the two parameters β and δ ; see [Remark 2.4](#) below. We propose an alternative definition of the certainty equivalent, which is applicable to general utility functions and any values of the two parameters. More importantly, we prove the monotonicity of the risk

aversion of the GDA preferences with respect to the two parameters, which is helpful in explaining the monotonicity of the equilibrium strategies with respect to the two parameters.

To investigate the portfolio selection problem for GDA preferences, we adopt continuous-time intra-personal equilibrium following the aforementioned literature. For a market with deterministic coefficients, it turns out that we can find equilibrium strategies in the class of deterministic strategies. The time- t GDA value of a deterministic strategy is a function g of the cumulative risk and the cumulative return over time interval $(t, T]$. Then, an equilibrium results from the trade-off between the instantaneous risk and the instantaneous return. The equilibrium strategy takes the form of the market price of risk multiplied by a scalar, which is entirely determined by the marginal rate of substitution of the cumulative risk for the cumulative return.

In the case $\delta \neq 1$, we further characterize the equilibrium strategies in terms of the solutions of a class of fully non-linear integral equations and observe that equilibrium investments remain non-zero whenever the expected return of stocks is non-zero, which is consistent with the observations of [Dahlquist et al. \(2017\)](#). In the case of DA preferences, we show that the equilibrium strategy is always 0, signifying non-participation in the stock market. This holds true for any utility function U and parameter $\beta > 0$, echoing the insights shared in [Ang et al. \(2005\)](#).

Moving on to the CRRA utility framework, we derive semi-analytical equilibrium strategies. The introduction of GDA ($\delta \neq 1$) is observed to alter the agent's risk attitude, rendering the agent more risk averse. As a result, the equilibrium strategy consistently falls below the optimal investment levels identified by [Merton \(1971\)](#), which cannot be obtained theoretically under the discrete-time multi-period models because only numerical solution are available. Moreover, our numerical analysis indicates that when $0 < \delta < 1$, a gradual increase in δ leads to a gradual decrease in equilibrium investment, while the opposite holds true for the case $\delta > 1$. Furthermore, as β gradually increases, signifying a higher aversion to disappointment, the equilibrium investment decreases. Unexpectedly, under GDA preferences, as the time approaches the terminal time, the equilibrium investment tends to increase and converge to the Merton solution. This contradicts the conventional investment wisdom: the longer the time horizon, the greater the investment proportion should be. (cf. [Malkiel \(1999\)](#)). To tackle this issue, we incorporate another factor, horizon-dependent risk aversion (HDRA), as discussed in [Eisenbach and Schmalz \(2016\)](#) and [Andries et al. \(2014\)](#), into the GDA preferences. This modification aims to provide a more realistic investment behaviors as the terminal time approaches, and indeed, it accomplishes this goal.

The existing literature lacks reporting on the continuous-time intra-personal equilibrium portfolio selection for GDA preferences. Our paper fills this gap, presenting a threefold contribution. First, we redefine the certainty equivalent for GDA preferences with general utility functions and

a broader range of parameters when $\delta > 1$. In addition, we demonstrate the monotonicity of risk aversion for GDA preferences with respect to the two parameters, β and δ . Second, under GDA preferences ($\delta \neq 1$), we prove the existence and uniqueness of the solution to the integral equation arising from the trade-off between risk and return, thereby establish the uniqueness and existence of the equilibrium. Furthermore, under the CRRA utility framework, we obtain semi-analytical equilibrium strategies and find that equilibrium investments are smaller than those of EU preferences. Third, within the context of DA preferences ($\delta = 1$), we demonstrate that the unique equilibrium strategy is always 0, regardless of the assigned value of $\beta > 0$.

The remainder of the paper is organized as follows: Section 2 formulates the market model, GDA preferences and the portfolio selection problem. In Section 3, we characterize the equilibrium condition as an integral equation and prove the existence and uniqueness of the equilibrium. In Section 4, we consider the CRRA utility and study the equilibrium strategies numerically. Section 5 conducts some discussion on GDA preferences with HDRA. All proofs are collected in the Appendix.

2 Problem formulation

In this section we formulate the financial market model and the portfolio selection problem.

2.1 Financial market

Let $T > 0$ be a finite time horizon and $(\Omega, \mathcal{F}, \mathbb{F}, \mathbb{P})$ be a filtered complete probability space, where $\mathbb{F} = \{\mathcal{F}_t\}_{0 \leq t \leq T}$ is the filtration generated by a standard d -dimensional Brownian motion $B = \{B(t) := (B_1(t), \dots, B_d(t))^\top, 0 \leq t \leq T\}$, augmented by all null sets. Moreover, $\mathcal{F} = \mathcal{F}_T$.

The market consists of one risk-free asset (bank account) and d risky assets (stocks). For simplicity, we assume that the interest rate of the bank account is zero. The stock price processes $S_i, i = 1, \dots, d$, follow the dynamics

$$dS_i(t) = S_i(t) [\mu_i(t)dt + \sigma_i(t)dB(t)], \quad t \in [0, T], i = 1, \dots, d,$$

where the market coefficients $\mu : [0, T] \rightarrow \mathbb{R}^d$ and $\sigma : [0, T] \rightarrow \mathbb{R}^{d \times d}$ are bounded, right-continuous, and deterministic, σ_i denotes the i -th row of σ . Moreover, there are two positive constants c_1 and c_2 such that

$$c_1 \|\alpha\|^2 \leq \|\sigma^\top(t)\alpha\|^2 \leq c_2 \|\alpha\|^2 \quad \forall \alpha \in \mathbb{R}^d \text{ and } t \in [0, T]. \quad (2.1)$$

2.2 Generalized disappointment aversion preference

Consider a utility function $U : (0, \infty) \rightarrow \mathbb{R}$, which is continuous and strictly increasing. Let Y be a strictly positive random variable. For every $t \in [0, T)$, the time- t GDA value, denoted by $\eta_t(Y)$,

of the outcome Y is a strictly positive \mathcal{F}_t -measurable random variable that satisfies the following equation:

$$U(\eta_t(Y)) = \mathbb{E}_t[U(Y)] - \beta \mathbb{E}_t[(U(\delta\eta_t(Y)) - U(Y))_+], \quad (2.2)$$

where $\beta \geq 0$ and $\delta > 0$ are preference parameters, \mathbb{E}_t is the conditional expectation given \mathcal{F}_t , and $x_+ = \max\{x, 0\}$ for $x \in \mathbb{R}$. The next lemma shows that the GDA value $\eta_t(Y)$ is well defined if $\mathbb{E}_t[|U(Y)|] < \infty$ a.s.

Lemma 2.1. *Suppose that $U : (0, \infty) \rightarrow \mathbb{R}$ is continuous and strictly increasing. Let $t \in [0, T)$ be fixed and Y be a strictly positive random variable with $\mathbb{E}_t[|U(Y)|] < \infty$ a.s. Then there exists a unique \mathcal{F}_t -measurable, strictly positive random variable η such that*

$$U(\eta) = \mathbb{E}_t[U(Y)] - \beta \mathbb{E}_t[(U(\delta\eta) - U(Y))_+].$$

Proof. See Appendix B.1. □

In equation (2.2), $\delta\eta_t(Y)$ serves as the benchmark, where δ is the adjustment coefficient between the benchmark level and the GDA value. Once the outcome Y is below the benchmark level $\delta\eta_t(Y)$, there is a shortfall $U(\delta\eta_t(Y)) - U(Y)$ of utility. The term $\beta \mathbb{E}_t[(U(\delta\eta_t(Y)) - U(Y))_+]$ is a penalty in the calculation of $\eta_t(Y)$, which captures the agent's disappointment aversion to the shortfall. The parameter β measures how disappointment averse the agent is, whereas the parameter δ measures how easily the agent becomes disappointed. Such a preference is called a *generalized disappointment aversion* (GDA) preference; see [Routledge and Zin \(2010\)](#).

Remark 2.2. *In the case $\beta = 0$, the agent is disappointment neutral and $\eta_t(Y) = U^{-1}(\mathbb{E}_t[U(Y)])$, which represents the classical EU preference. In the case $\beta > 0$ and $\delta = 1$, the preference reduces to the disappointment aversion (DA) preference of [Gul \(1991\)](#).*

The time- t *certainty equivalent* of Y is the strictly positive and \mathcal{F}_t -measurable random variable $C_t(Y)$ which is indifferent to Y :

$$\eta_t(C_t(Y)) = \eta_t(Y). \quad (2.3)$$

Assume $\delta \in (0, 1]$. Then we have

$$\eta_t(Z) = Z \text{ if } Z \text{ is strictly positive and } \mathcal{F}_t\text{-measurable,} \quad (2.4)$$

which implies that $C_t(Y) = \eta_t(Y)$ if $\mathbb{E}_t[|U(Y)|] < \infty$ a.s.

In the case $\delta > 1$, however, (2.4) is not true any more. In fact, we have $\eta_t(Z) = \psi(Z) < Z$ if Z is strictly positive and \mathcal{F}_t -measurable, where function $\psi : (0, \infty) \rightarrow (0, \infty)$ is defined implicitly by

$$U(\psi(w)) + \beta U(\delta\psi(w)) = (1 + \beta)U(w), \quad w \in (0, \infty).$$

Therefore, $\eta_t(Y)$ is not the time- t certainty equivalent of Y . In this case, as both $C_t(Y)$ and $\eta_t(Y)$ are \mathcal{F}_t -measurable, it is straightforward to see that (2.3) is equivalent to

$$U(\eta_t(Y)) = U(C_t(Y)) - \beta \left(U(\delta \eta_t(Y)) - U(C_t(Y)) \right). \quad (2.5)$$

Therefore, $C_t(Y) = \varphi(\eta_t(Y))$, where the function $\varphi : (0, \infty) \rightarrow (0, \infty)$ is defined by

$$\varphi(w) = \psi^{-1}(w) = U^{-1} \left(\frac{U(w) + \beta U(\delta w)}{1 + \beta} \right), \quad w \in (0, \infty). \quad (2.6)$$

We will occasionally use $C_t(Y, \delta, \beta)$ to denote the time- t certainty equivalent of Y to highlight the dependence on the parameters δ and β . The following theorem shows the monotonicity of $C_t(Y, \delta, \beta)$ with respect to δ and β .

Theorem 2.3. *Suppose that U and Y satisfy the conditions in Lemma 2.1. Then we have the following three assertions:*

- (i) *For any $\beta \in (0, \infty)$ and $0 < \delta_1 < \delta_2 \leq 1$, we have $C_t(Y, \delta_1, \beta) \geq C_t(Y, \delta_2, \beta)$;*
- (ii) *For any $\beta \in (0, \infty)$ and $1 \leq \delta_1 < \delta_2 < \infty$, we have $C_t(Y, \delta_1, \beta) \leq C_t(Y, \delta_2, \beta)$;*
- (iii) *For any $\delta \in (0, \infty)$ and $0 < \beta_1 < \beta_2 < \infty$, we have $C_t(Y, \delta, \beta_1) \geq C_t(Y, \delta, \beta_2)$.*

Proof. See Appendix B.2. □

By definition, the GDA value $\eta_t(Y)$ decreases with respect to the parameter δ . When $\delta \in (0, 1]$, the GDA value $\eta_t(Y)$ coincides the certainty equivalent $C_t(Y)$. Thus, the GDA preference exhibits more risk aversion as δ becomes larger in $(0, 1)$. This trend, however, does not necessarily extend to $(1, \infty)$. When $\delta > 1$, the GDA value $\eta(w)$ of a deterministic outcome w is not the outcome w itself. In this case, it is not appropriate to compare risk aversion using the GDA value. Therefore, we transform the GDA value to the certainty equivalent through a function φ , the inverse of the function ψ . This yields the relationship

$$\text{certainty equivalent} = \varphi(\text{GDA value}).$$

From (2.6), we know that the function φ increases with respect to the parameter δ . The effect of the increase in φ dominates the effect of the decrease in GDA value, resulting in an overall increase in the certainty equivalent. Consequently, the GDA preference exhibits less risk aversion when δ becomes larger in $(1, \infty)$, as Theorem 2.3(ii) shows.

Similarly, the GDA value decreases with respect to the parameter β . In the case $\delta \in (0, 1)$, the GDA value is equal to the certainty equivalent, indicating that the GDA preference exhibits more risk aversion as β becomes larger. In the case $\delta > 1$, the function φ increases with respect to the

parameter β . The effect of the increase in φ is dominated by the effect of the decrease in GDA value, resulting in an overall decrease in the certainty equivalent. Consequently, in this case, the GDA preference still exhibits more risk aversion when β becomes larger, as Theorem 2.3(iii) shows.

Remark 2.4. *In the case $\beta > 0$ and $\delta > 1$, for the CRRA utility functions U_ρ , which are given by*

$$U_\rho(w) = \begin{cases} \frac{w^{1-\rho}}{1-\rho}, & \rho > 0, \rho \neq 1, \\ \log w, & \rho = 1, \end{cases} \quad (2.7)$$

Routledge and Zin (2010, p. 1309) defines the time- t certainty equivalent of Y by the following equation:

$$U_\rho(C_t(Y)) = A \left(\mathbb{E}_t [U_\rho(Y)] - \beta \mathbb{E}_t [(U_\rho(\delta C_t(Y)) - U_\rho(Y))_+] \right),$$

where $A = (1 - \beta(\delta^{1-\rho} - 1))^{-1}$ is the normalization that maintains the property that the certainty equivalent of a constant w is w itself. Their definition, however, does not apply to the logarithmic utility function ($\rho = 1$) and non-CRRA utility functions. Indeed, when $U(w) = \log w$, then $C_t(w) = w$ implies that $A = \frac{\log w}{\log w - \beta \log \delta}$, which is absurd as A depends on w . Moreover, monotonicity imposes another restriction that $A > 0$, i.e., $\beta(\delta^{1-\rho} - 1) < 1$. Our definition applies to any utility function U and is invariant under affine transformations of U : $C_t(Y)$ does not change if U is replaced with $\alpha_1 U + \alpha_0$, where $\alpha_1 > 0$ and $\alpha_0 \in \mathbb{R}$. The definition of *Routledge and Zin (2010)*, however, does not have this invariance as $A \neq 1$.

We will frequently use the following regularity conditions on the utility functions.

Definition 2.5. *For $n = 0, 1, 2, \dots$, we say that a utility function $U : (0, \infty) \rightarrow \mathbb{R}$ is n -th-order regular if U is strictly increasing, $U \in C^n((0, \infty))$, and there exist constants $C > 0$ and $\nu > 0$ such that*

$$|U^{(0)}(w)| + \dots + |U^{(n)}(w)| \leq C(w^\nu + w^{-\nu}) \quad \forall w \in (0, \infty).$$

Here $U^{(0)} = U$ and $U^{(n)}$ represents the n -th derivative of U , $n \geq 1$. Denote by \mathcal{R}_n the set of all n -th-order regular utility functions, $n \geq 0$.

Obviously, CRRA utility functions are n -th-order regular for all $n \geq 0$.

2.3 Equilibrium strategy

For each $t \in [0, T]$, $p \in [1, \infty]$, and $m \geq 1$, we use $L^p(\mathcal{F}_t, \mathbb{R}^m)$ to denote the set of all L^p -integrable, \mathbb{R}^m -valued, and \mathcal{F}_t -measurable random variables. For simplicity, we write $L^p(\mathcal{F}_t)$ for $L^p(\mathcal{F}_t, \mathbb{R})$. For $m \geq 1$, $L^0(\mathbb{F}, \mathbb{R}^m)$ is the space of \mathbb{R}^m -valued, \mathbb{F} -progressively measurable processes and $L^\infty(\mathbb{F}, \mathbb{R}^m)$ is the space of bounded processes in $L^0(\mathbb{F}, \mathbb{R}^m)$.

A trading strategy is a process $\pi = \{\pi_t, t \in [0, T]\} \in L^0(\mathbb{F}, \mathbb{R}^d)$ such that $\int_0^T \|\pi_t\|^2 dt < \infty$ a.s., where π_t stands for the vector of portfolio weights according to which the wealth is invested into the stocks at time t . The self-financing wealth process $\{W_t^\pi, 0 \leq t \leq T\}$ of a trading strategy π satisfies the following stochastic differential equation (SDE):

$$\begin{cases} dW_t^\pi = W_t^\pi \pi_t^\top \mu(t) dt + W_t^\pi \pi_t^\top \sigma(t) dB(t), \\ W_0^\pi = w_0 > 0. \end{cases} \quad (2.8)$$

Now we provide the definitions of admissible and equilibrium strategies.

Definition 2.6. A trading strategy π is called admissible if, for any $t \in [0, T)$, $\mathbb{E}_t \left[\left| U \left(\frac{W_T^\pi}{W_t^\pi} \right) \right| \right] < \infty$ a.s. Denote by Π the set of all admissible strategies.

Obviously, $L^\infty(\mathbb{F}, \mathbb{R}^d) \subset \Pi$. For $\pi \in \Pi$, the time- t preference functional of the agent is given by $J(t, \pi) \triangleq \eta_t \left(\frac{W_T^\pi}{W_t^\pi} \right)$. Lemma 2.1 implies that $J(t, \pi)$ is well defined for every $t \in [0, T)$ and $\pi \in \Pi$.

Remark 2.7. In the existing literature on GDA preferences, authors usually consider the GDA value of the absolute wealth W_T^π , i.e., $J(t, \pi) = \eta_t(W_T^\pi)$. In contrast, in this paper we consider the GDA value of the relative wealth $\frac{W_T^\pi}{W_t^\pi}$, i.e., the gross return rate of the wealth from time t to time T . This formulation aligns with the intuition from behavioral economics that people concern the change of wealth level rather than the wealth level itself. It also makes the problem tractable for general non-CRRA utility functions. In the case of CRRA utility functions, one can see that the two definitions are equivalent by the homogeneity of the CRRA utility functions. In the case $\beta = 0$, as Remark 2.2 shows, the preference reduces to the classical EU preference, represented by $\mathbb{E}_t \left[U \left(\frac{W_T^\pi}{W_t^\pi} \right) \right]$. We remark that even under this reduction, the problem is still time-inconsistent for non-CRRA utility because of the relative wealth.

Hereafter, we always consider a fixed $\bar{\pi} \in \Pi$, which is a candidate equilibrium strategy. For any $t \in [0, T)$, $\varepsilon \in (0, T - t)$ and $k \in L^\infty(\mathcal{F}_t, \mathbb{R}^d)$, let $\bar{\pi}^{t, \varepsilon, k} \triangleq \bar{\pi} + k \mathbb{1}_{[t, t + \varepsilon)}$, i.e.,

$$\bar{\pi}_s^{t, \varepsilon, k} = \begin{cases} \bar{\pi}_s + k, & s \in [t, t + \varepsilon), \\ \bar{\pi}_s, & s \notin [t, t + \varepsilon). \end{cases}$$

$\bar{\pi}^{t, \varepsilon, k}$ serves as a perturbation of $\bar{\pi}$.

Following Ekeland and Lazrak (2010), Hu et al. (2012), and Björk et al. (2017), we introduce the definition of equilibrium strategies as follows.

Definition 2.8. $\bar{\pi}$ is called an equilibrium strategy if, for any $t \in [0, T)$ and $k \in L^\infty(\mathcal{F}_t, \mathbb{R}^d)$ such that $\bar{\pi}^{t, \varepsilon, k} \in \Pi$ for all sufficiently small $\varepsilon > 0$, we have

$$\lim_{\varepsilon \downarrow 0} \operatorname{ess\,sup}_{\varepsilon_0 \in (0, \varepsilon)} \frac{J(t, \bar{\pi}^{t, \varepsilon_0, k}) - J(t, \bar{\pi})}{\varepsilon_0} \leq 0 \quad a.s. \quad (2.9)$$

We can also define the time- t preference functional by $\hat{J}(t, \pi) \triangleq C_t \left(\frac{W_t^\pi}{W_t} \right)$. As $C_t = \varphi(\eta_t)$, where φ is given by (2.6), we have $\hat{J}(t, \pi) = \varphi(J(t, \pi))$. If $U \in C^1((0, \infty))$ and $U' > 0$, then $\varphi \in C^1((0, \infty))$ and $\varphi' > 0$. In this case, replacing J with \hat{J} in (2.9) yields the same equilibrium strategies.

Remark 2.9. *In literature, the equilibrium condition is usually*

$$\limsup_{\varepsilon \downarrow 0} \frac{J(t, \bar{\pi}^{t, \varepsilon, k}) - J(t, \bar{\pi})}{\varepsilon} \leq 0 \quad a.s.,$$

the left hand side of which, however, may be non-measurable. Therefore, we make a modification on account of the measurability.

3 Characterization of Equilibrium Strategies

Let $\lambda(t) = (\sigma(t))^{-1} \mu(t)$ be the *market price of risk*. Because all the market coefficients are deterministic, bounded, and right-continuous, it is natural to conjecture that an equilibrium strategy $\bar{\pi}$ is in the form of

$$\bar{\pi}_s = (\sigma^\top(s))^{-1} a_s, \quad s \in [0, T), \quad (3.1)$$

where a is a deterministic, bounded, right-continuous \mathbb{R}^d -valued function. Denote by \mathcal{D} the trading strategies in the form of (3.1). It is obvious that $\mathcal{D} \subset L^\infty(\mathbb{F}, \mathbb{R}^d) \subset \Pi$.

For any given $t \in [0, T)$, let $v(t)$ and $y(t)$ respectively denote the *cumulative risk* and the *cumulative return* over time interval $[t, T)$ of the portfolio $\bar{\pi}$ in the form of (3.1). That is,

$$v(t) \triangleq \int_t^T |\sigma^\top(s) \bar{\pi}_s|^2 ds = \int_t^T |a_s|^2 ds, \quad y(t) \triangleq \int_t^T \mu(s) \bar{\pi}_s ds = \int_t^T a_s^\top \lambda(s) ds, \quad t \in [0, T).$$

It is easy to see that

$$\frac{W_T^\pi}{W_t^\pi} \sim \text{LogNormal} \left(y(t) - \frac{1}{2} v(t), v(t) \right).$$

Let $g(v, y)$ be the GDA value of a random variable $Z \sim \text{LogNormal} \left(y - \frac{1}{2} v, v \right)$. By Lemma 2.1, $g(v, y)$ satisfies the following equation:

$$U(g(v, y)) = \mathbb{E}[U(Z)] - \beta \mathbb{E}[(U(\delta g(v, y)) - U(Z))_+].$$

The properties of the function $g : [0, \infty) \times \mathbb{R} \rightarrow (0, \infty)$ are summarized in the following two lemmas.

Lemma 3.1. *Suppose that $\delta \neq 1$, $U \in \mathcal{R}_2$, and $U'' < 0$. Then $g \in C^1([0, \infty) \times \mathbb{R})$, $g_v < 0$ and $g_y > 0$ on $[0, \infty) \times \mathbb{R}$, and for all $(v, y) \in (0, \infty) \times \mathbb{R}$,*

$$\frac{g_y(v, y)}{g_v(v, y)} = \frac{2\mathbb{E} \left[U'(Z) Z (1 + \beta \mathbb{1}_{\{Z < \delta g(v, y)\}}) \right]}{\mathbb{E} \left[U''(Z) Z^2 (1 + \beta \mathbb{1}_{\{Z < \delta g(v, y)\}}) \right] - \beta U'(\delta g(v, y)) \delta g(v, y) N' \left(\frac{\log(\delta g(v, y)) - y + \frac{v}{2}}{\sqrt{v}} \right)} / \sqrt{v},$$

where $Z \sim \text{LogNormal} \left(y - \frac{1}{2} v, v \right)$ and N is the standard normal distribution function.

Proof. See Appendix B.4. □

Lemma 3.2. *Suppose that $\delta = 1$ and $U \in \mathcal{R}_1$. Then $\lim_{v \downarrow 0, \frac{y}{\sqrt{v}} \rightarrow 0} \frac{g(v,y) - g(0,0)}{\sqrt{v}} = c^* < 0$, where c^* is the unique solution of the equation: $c + \beta cN(c) + \beta N'(c) = 0$. Furthermore, if U is also concave, then $g \in C^1((0, \infty) \times \mathbb{R})$, $g_v < 0$ and $g_y > 0$ in $(0, \infty) \times \mathbb{R}$, and $\lim_{v \downarrow 0, \frac{y}{\sqrt{v}} \rightarrow 0} \frac{g_y(v,y)}{\sqrt{v}g_v(v,y)} = -2$.*

Proof. See Appendix B.5. □

Obviously, $J(t, \bar{\pi}) = g(v(t), y(t))$.

We are now going to derive a sufficient and necessary condition for (2.9). It is easy to see that $\bar{\pi}^{t,\varepsilon,k} \in L^\infty(\mathbb{F}, \mathbb{R}^d) \subset \Pi$ for all $k \in L^\infty(\mathcal{F}_t, \mathbb{R}^d)$ and $\varepsilon \in (0, T - t)$. For a perturbation $\bar{\pi}^{t,\varepsilon,k}$ of $\bar{\pi}$, the cumulative risk and the cumulative return are

$$\tilde{v}(t) = v(t) + \int_t^{t+\varepsilon} |\sigma^\top(s)k|^2 ds + 2 \int_t^{t+\varepsilon} k^\top \sigma(s) \sigma^\top(s) \bar{\pi}_s ds, \quad \tilde{y}(t) = y(t) + \int_t^{t+\varepsilon} k^\top \mu(s) ds.$$

As k is \mathcal{F}_t -measurable, by (2.2), we have $J(t, \bar{\pi}^{t,\varepsilon,k}) = g(\tilde{v}(t), \tilde{y}(t))$. Thus, condition (2.9) is equivalent to

$$\begin{aligned} 0 &\geq \lim_{\varepsilon \rightarrow 0} \frac{g(\tilde{v}(t), \tilde{y}(t)) - g(v(t), y(t))}{\varepsilon} \\ &= g_v(v(t), y(t)) \left(|\sigma^\top(t)k|^2 + 2k^\top \sigma(t) \sigma^\top(t) \bar{\pi}_t \right) + g_y(v(t), y(t)) k^\top \sigma(t) \lambda(t), \end{aligned} \quad (3.2)$$

provided that g is differentiable at $(v(t), y(t))$.

3.1 The case $\delta \neq 1$

We first consider the case $\delta \neq 1$. In this subsection, we always assume $U \in \mathcal{R}_2$ and $U'' < 0$ unless otherwise stated. According to Lemma 3.1, g is C^1 on $[0, \infty) \times \mathbb{R}$. Then we know that $\bar{\pi}$ is an equilibrium strategy if and only if (3.2) holds for all $t \in [0, T)$ and $k \in L^\infty(\mathcal{F}_t, \mathbb{R}^d)$. Observe that the right hand side of (3.2) is quadratic in $\sigma^\top(t)k$ and $\sigma(t)$ is invertible. Therefore, for every $t \in [0, T)$, (3.2) holds for all $k \in L^\infty(\mathcal{F}_t, \mathbb{R}^d)$ if and only if

$$\begin{cases} g_v(v(t), y(t)) \leq 0, \\ 2\sigma^\top(t) \bar{\pi}_t g_v(v(t), y(t)) + \lambda(t) g_y(v(t), y(t)) = 0. \end{cases} \quad (3.3)$$

By Lemma 3.1, $g_v < 0$. Then by (3.1), (3.3) is equivalent to

$$a_t = -\frac{g_y(v(t), y(t))}{2g_v(v(t), y(t))} \lambda(t) = \frac{1}{2\text{MRS}_{v,y}(v(t), y(t))} \lambda(t), \quad (3.4)$$

where $\text{MRS}_{v,y}(v(t), y(t)) \triangleq -\frac{g_v(v(t), y(t))}{g_y(v(t), y(t))}$ is the *marginal rate of substitution* (MRS) at $(v(t), y(t))$ of the cumulative risk for the cumulative return.

The above discussion can be concluded by the following theorem.

Theorem 3.3. Suppose that $\delta \neq 1$. Let $\bar{\pi} \in \mathcal{D}$ be given by (3.1). Then $\bar{\pi}$ is an equilibrium if and only if

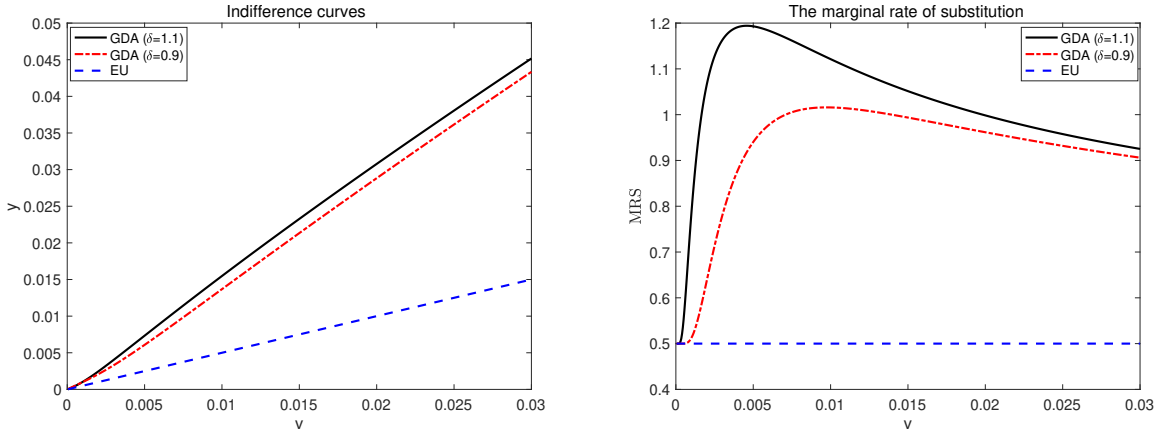
$$a_t = -\frac{g_y(v(t), y(t))}{2g_v(v(t), y(t))}\lambda(t), \quad t \in [0, T]. \quad (3.5)$$

When $\beta = 0$ and the utility function U is the CRRA utility function U_ρ , it is evident that $2\text{MRS}_{v,y} = \rho$, where ρ is the coefficient of relative risk aversion of U_ρ . In this case, the equilibrium strategy coincides with the Merton solution $\pi^*(t) = \frac{1}{\rho}(\sigma^\top)^{-1}(t)\lambda(t)$. In general, MRS tells us the additional amount of the cumulative return that the investor must be given to as a compensation for a one-unit marginal addition in the cumulative risk while maintaining on the same indifference curve of g . In particular, Lemma 3.1 implies that $2\text{MRS}_{v,y}(0, 0) = -\frac{U''(1)}{U'(1)}$. Therefore, $2\text{MRS}_{v,y}(v, y)$ can be regarded as the coefficient of risk aversion of g at (v, y) . Consequently, in the general case, the equilibrium strategy as determined by (3.5) is a Merton-like solution with the coefficient of relative risk aversion replaced with the coefficient of risk aversion of g .

Remark 3.4. If $\bar{\pi} = (\sigma^\top)^{-1}a \in \mathcal{D}$ is an equilibrium, by Lemma 3.1, we have

$$\lim_{t \rightarrow T} -\frac{g_y(v(t), y(t))}{2g_v(v(t), y(t))} = -\frac{U'(1)}{U''(1)}.$$

Furthermore, if U is the CRRA utility function U_ρ , then $-\frac{U'(1)}{U''(1)} = \frac{1}{\rho}$. In this case, the equilibrium investment converges to the Merton solution as the terminal time is approaching.



(a) Indifference curves

(b) Marginal rate of substitution

Figure 1: The solid, dash-dot, and dashed lines represent the GDA ($\beta = 0.5$, $\delta = 1.1$), GDA ($\beta = 0.5$, $\delta = 0.9$) and EU ($\beta = 0$) preferences, respectively. The utility function U is the CRRA utility function U_ρ with $\rho = 1$.

As an illustration, Fig. 1 displays the indifference curves (panel (a)) and the MRS (panel (b)) for GDA and EU preferences with the CRRA utility function $U = U_\rho$. By the homogeneity of the CRRA utility function, we know that $g(v, y) = e^y g(v, 0)$ for all $(v, y) \in [0, \infty) \times \mathbb{R}$. Then, fixing the preference, i.e., fixing the parameters ρ , β , and δ , the indifference curves ($g = c$), $c > 0$, are parallel and $\text{MRS}_{v,y}(v, y) = -\frac{g_v(v,0)}{g(v,0)}$ does not depend on y . So we only plot the indifference curve that passes through the origin for each preference.

The indifference curves of GDA and EU preferences are increasing in the cumulative risk. This is natural since the preferences are risk averse. Furthermore, the indifference curve of the GDA preference remains above that of EU preference. This is due to the fact that the GDA-agent is disappointment averse, indicating that, in order to be indifferent to the origin $(0, 0)$, with the same level of cumulative risk, the GDA-agent requires a higher return than the EU-agent. It should be noted that the indifference curves of the GDA preferences are tangential to that of the EU preference at the origin $(v, y) = (0, 0)$, implying that the GDA preferences generate the asymptotically same risk aversion of the EU preference when the risk is very small.

Under EU, the MRS is constant and is represented by a horizontal line. Under GDA, the MRS exhibits an inverse-U shape: when the cumulative risk is small, the MRS of the GDA preference increases from the constant MRS of the EU preference; when the cumulative risk is large, the MRS of the GDA preference decreases.

From Theorem 3.3, the equilibrium strategies are characterized in terms of the solutions to equation (3.5). We are now going to investigate equation (3.5). For simplicity of notation, we define the function $m : [0, \infty)^2 \rightarrow (0, \infty)$ by

$$\begin{aligned} m(x, y) &= -\frac{g_y(x^2, y)}{2g_v(x^2, y)} \\ &= \frac{\mathbb{E} [U'(Z)Z (1 + \beta \mathbb{1}_{\{Z < \delta g(x^2, y)\}})]}{-\mathbb{E} [U''(Z)Z^2 (1 + \beta \mathbb{1}_{\{Z < \delta g(x^2, y)\}})] + \beta U'(\delta g(x^2, y)) \delta g(x^2, y) N' \left(\frac{\log(\delta g(x^2, y)) - y + \frac{x^2}{2}}{x} \right) / x}, \end{aligned} \quad (3.6)$$

where $Z \sim \text{LogNormal}(y - \frac{1}{2}x^2, x^2)$. Then equation (3.5) is equivalent to the following integral equation:

$$a_t = m \left(\sqrt{\int_t^T |a_s|^2 ds}, \int_t^T a_s^\top \lambda(s) ds \right) \lambda(t), \quad t \in [0, T]. \quad (3.7)$$

The following theorem establishes the existence and uniqueness of the solution to the integral equation (3.7).

Theorem 3.5. *Suppose that m is bounded and locally Lipschitz continuous on $[0, \infty)^2$. Then equation (3.7), and consequently equation (3.5), has a unique solution in $L^\infty(0, T)$.*

Proof. See Appendix B.6. □

Remark 3.6. *There is another possible way to deal with equation (3.7) from the viewpoint of ordinary differential equation (ODE). Noting that equation (3.7) is equivalent to the following two-dimensional ODE:*

$$\begin{cases} v'(t) = -m^2(\sqrt{v(t)}, y(t))|\lambda(t)|^2, & v(T) = 0, \\ y'(t) = -m(\sqrt{v(t)}, y(t))|\lambda(t)|^2, & y(T) = 0. \end{cases}$$

Let $G(x, y) = m(\sqrt{x}, y)$. To apply the standard theory to the above ODE, it requires the local Lipschitz continuity of G , which holds only if

$$\limsup_{x \downarrow 0} |G_x(x, y)| = \limsup_{x \downarrow 0} \left| \frac{m_x(\sqrt{x}, y)}{2\sqrt{x}} \right| < \infty \quad \forall y \in \mathbb{R}.$$

Therefore, it requires more regularity conditions on m_x and, consequently, on U , to apply the standard theory to the above ODE.

Next, let's examine the conditions of Theorem 3.5. First, m is locally Lipschitz continuous if m is continuously differentiable. Lemma 3.7 below shows that $m \in C^1([0, \infty) \times \mathbb{R})$ if we further assume $U \in \mathcal{R}_3$.

Lemma 3.7. *Suppose further that $U \in \mathcal{R}_3$. Then $m \in C^1([0, \infty) \times \mathbb{R})$.*

Proof. See Appendix B.7. □

The following assumption implies the boundedness of m .

Assumption 3.8. *There is constant $C_0 > 0$ such that $-\frac{xU''(x)}{U'(x)} \geq \frac{1}{C_0}$ for all $x > 0$.*

If Assumption 3.8 holds, it is easy to see that m is bounded by C_0 from (3.6). Furthermore, suppose that $U \in \mathcal{R}_3$, then m is locally Lipschitz continuous by Lemma 3.7. From Theorem 3.5, equation (3.7) has a unique solution $a \in L^\infty(0, T)$. Then, based on Theorem 3.3, we have the following theorem.

Theorem 3.9. *Suppose that $U \in \mathcal{R}_3$, $U'' < 0$, and Assumption 3.8 holds. Then equation (3.7) has a unique solution $a \in L^\infty(0, T)$. Moreover*

$$\bar{\pi}_s \triangleq (\sigma^\top(s))^{-1}a_s, \quad s \in [0, T),$$

is the unique equilibrium in \mathcal{D} .

3.2 The case $\delta = 1$

In this subsection, we explore the equilibrium strategies under DA preferences (i.e., $\delta = 1$). We are going to show that $\bar{\pi} = 0$ stands as the unique equilibrium in \mathcal{D} , signifying non-participation in the stock market.

Theorem 3.10. *Suppose $U \in \mathcal{R}_1$. Then $\bar{\pi} = 0$ is an equilibrium. Moreover, if U is concave, then $\bar{\pi} = 0$ is the unique equilibrium in \mathcal{D} .*

Proof. See Appendix B.8. □

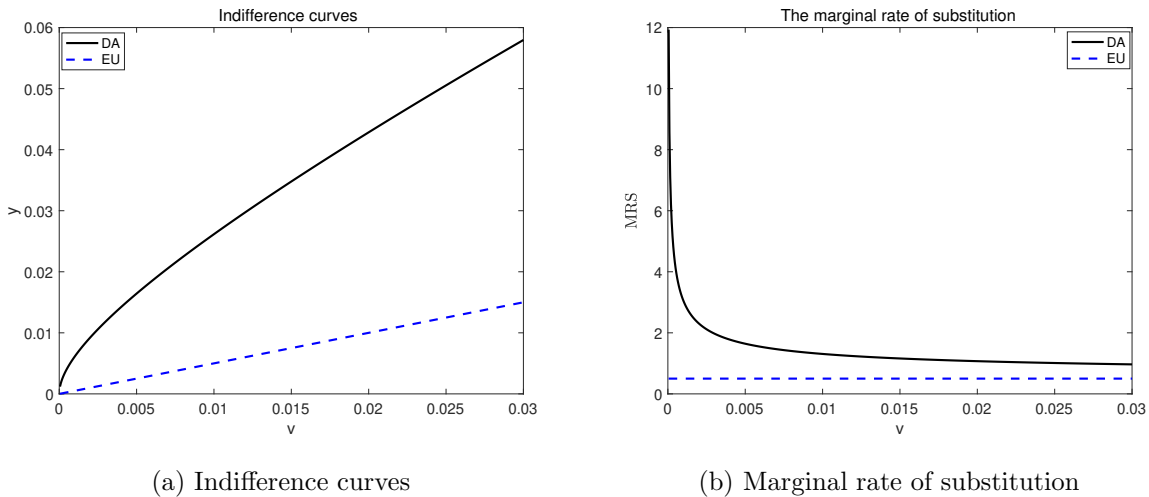


Figure 2: The solid and dashed lines represent the DA ($\beta = 0.5, \delta = 1$) and EU ($\beta = 0$) preferences, respectively. The utility function U is the CRRA utility function U_ρ with $\rho = 1$.

By Lemma 3.2, when $\delta = 1$, we have $\lim_{v \downarrow 0, \frac{y}{\sqrt{v}} \rightarrow 0} \frac{g_y(v, y)}{\sqrt{v} g_v(v, y)} = -2$, which implies that the MRS of the DA preference is approximately equal to $\frac{1}{2\sqrt{v}}$ when v is small, confirming a numerical observation of Backus et al. (2004, Example 5). Such a case is called *first-order risk averse* as the risk premium of a small gamble is approximately $\frac{1}{2\sqrt{v}}v = \frac{\sqrt{v}}{2}$, which is proportional to the small gamble's standard deviation \sqrt{v} . (An EU preference usually exhibits second-order risk aversion.) As a consequence of first-order risk aversion, non-participation in the stock market is the unique equilibrium; cf. the proof of Theorem 3.10.

In contrast, when $\delta \neq 1$, as Theorem 3.3 shows, the equilibrium investment $\bar{\pi}_t$ is zero only if the market price $\lambda(t)$ is zero, that is, the expected return $\mu(t)$ is zero. Conversely, as long as the expected return on stocks is non-zero, the agent will invest a non-zero amount in stocks, as the MRS is always finite and positive. This aligns with an observation of Dahlquist et al. (2017) on a discrete-time model.

Fig. 2 displays the indifference curves that pass through the origin (panel (a)) and the MRS (panel (b)) for DA and EU preferences with the CRRA utility function $U = U_\rho$. It should be noted that the indifference curve of the DA preference is tangential to the y -axis instead of the indifference curve of the EU preference at $(v, y) = (0, 0)$. The MRS of the DA preference is infinite at $(v, y) = (0, 0)$, indicating that the DA preference generates very large risk aversion (first-order risk aversion) when the risk is small. In contrast to the MRS of a GDA preference, which is inverse-U shaped, the MRS of the DA preference is decreasing.

4 Special case: CRRA utility

In this section, we consider the special case when U is the CRRA utility function U_ρ given by (2.7). We focus on the case $\delta \neq 1$ since $\bar{\pi} = 0$ is the unique equilibrium in the case $\delta = 1$.

Using the homogeneity of U_ρ , we know that $g(v, y) = e^y g(v, 0)$ for all $(v, y) \in [0, \infty) \times \mathbb{R}$. Then $\text{MRS}_{v,y}(v, y) = -\frac{g_v(v,0)}{g(v,0)}$ does not depend on y . Neither does $m(x, y)$:

$$m(x, y) = m(x, y') \quad \forall y, y' \in \mathbb{R}.$$

Abusing notation, let $m(x) = m(x, \frac{1}{2}x^2)$, and $g(v) = g(v, \frac{1}{2}v)$, $x \in [0, \infty), v \in [0, \infty)$. Then, from (3.6), it is easy to verify that

$$m(x) = \frac{x}{\rho x + \frac{\beta N' \left(\frac{\log(\delta g(x^2))}{x} - (1-\rho)x \right)}{1 + \beta N \left(\frac{\log(\delta g(x^2))}{x} - (1-\rho)x \right)} = \frac{x}{\rho x + G' \left(\frac{\log(\delta g(x^2))}{x} - (1-\rho)x \right)},$$

where $G(z) = \log(1 + \beta N(z))$, and g satisfies

$$\begin{cases} \log(\delta g(x^2)) - \log \delta + \beta N \left(\frac{\log(\delta g(x^2))}{x} \right) \log(\delta g(x^2)) + \beta x N' \left(\frac{\log(\delta g(x^2))}{x} \right) = 0, & \rho = 1, \\ (\delta g(x^2))^{1-\rho} \left(\delta^{\rho-1} + \beta N \left(\frac{\log(\delta g(x^2))}{x} \right) \right) = e^{\frac{1}{2}(1-\rho)^2 x^2} \left(1 + \beta N \left(\frac{\log(\delta g(x^2))}{x} - (1-\rho)x \right) \right), & \rho \neq 1. \end{cases} \quad (4.1)$$

Obviously, U_ρ satisfies the conditions of Theorem 3.9. Then the equilibrium in \mathcal{D} exists uniquely. Moreover, let the equilibrium have the form (3.1). Then a satisfies the following equation:

$$a_t = m \left(\sqrt{\int_t^T |a_s|^2 ds} \right) \lambda(t), \quad t \in [0, T],$$

which implies that v satisfies the following ODE

$$v'(t) = -m^2 \left(\sqrt{v(t)} \right) |\lambda(t)|^2, \quad t \in [0, T], \quad v(T) = 0.$$

It is an ODE with separated variables and its solution is given by

$$v(t) = \mathcal{M}^{-1} \left(\int_t^T |\lambda(s)|^2 ds \right), \quad t \in [0, T],$$

where \mathcal{M}^{-1} is the inverse function of

$$\mathcal{M}(x) = \int_0^x \frac{1}{m(\sqrt{y})^2} dy, \quad x \geq 0.$$

Therefore,

$$a_t = m \left(\sqrt{\mathcal{M}^{-1} \left(\int_t^T |\lambda(s)|^2 ds \right)} \right) \lambda(t), \quad t \in [0, T]. \quad (4.2)$$

The above discussion can be concluded by the following theorem.

Theorem 4.1. *For the CRRA utility function $U = U_\rho$, let a be given by (4.2) and $\bar{\pi} = (\sigma^\top)^{-1}a$. Then $\bar{\pi}$ is the unique equilibrium in \mathcal{D} .*

Remark 4.2. *Under the EU preference ($\beta = 0$), we have $m(x) \equiv \frac{1}{\rho}$ and hence $\bar{\pi}_t = \frac{1}{\rho}(\sigma^\top(t))^{-1}\lambda(t)$, which precisely coincides with the optimal investment proportion derived in [Merton \(1971\)](#). When $\beta > 0$, it is evident that $0 < m(x) < \frac{1}{\rho}$ for all $x > 0$ and hence the equilibrium portfolio is more conservative than the Merton solution. It is natural since the GDA preference exhibits more risk aversion than the EU preference, as shown by the discussion on the MRS of g in [Subsection 3.1](#).*

4.1 Numerical analysis

In this subsection, we conduct some numerical analysis to study the effects of δ and β on the equilibrium trading strategies.

We consider a simple Black-Scholes market model with one risky asset, whose volatility is $\sigma \equiv 0.3$ and expected return rate $\mu \equiv 0.06$. The utility function U is the CRRA utility function U_ρ with the relative risk aversion coefficient $\rho = 1$, that is, $U(w) = \log w$. Finally, the time horizon is $T = 3$.

[Fig. 3](#) displays the equilibrium strategies for fixed $\beta = 0.5$ and for various δ : $\delta = 0.7, 0.8, 0.9$ in panel (a) and $\delta = 1.1, 1.2, 1.3$ in panel (b). The results reveal that, for fixed values of δ and β (e.g. $\delta = 0.9$ and $\beta = 0.5$), the proportion invested in the risky asset gradually decreases when the time is far away from T , then increases and eventually converges to the Merton solution $\pi^* = \frac{\mu}{\rho\sigma^2} \approx 0.67$ when the time is near to and approaching T . This is aligned with the behavior of the MRS illustrated in [Section 3](#). As time t approaches T , the cumulative risk $v(t)$ diminishes. As depicted in [Figure 1](#), during this period, the MRS of the GDA preferences closely approximates that of the EU preference, leading to an equilibrium strategy resembling the Merton solution (see also [Remark 3.4](#) for a direct proof). When time t deviates *backwards* from T , the cumulative risk $v(t)$ increases, the MRS rapidly rises, and the equilibrium investment rapidly decreases from the Merton

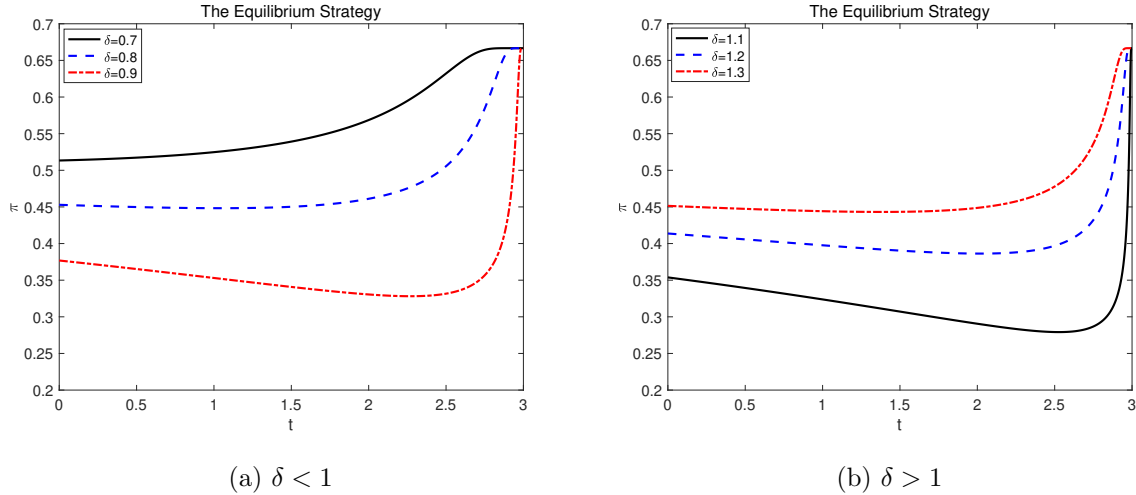


Figure 3: The equilibrium strategies for various δ with fixed $\beta = 0.5$.

solution. When time t is farther away from T , the cumulative risk $v(t)$ continues to increase, the MRS gradually declines, resulting in a gradual increase in investment.

In the case $\delta < 1$, Fig. 3(a) shows that a larger $\delta \in (0, 1)$ yields fewer investment in the stock. In the case $\delta > 1$, however, things are reversed: Fig. 3(b) shows that a larger $\delta > 1$ yields more investment in the stock. This is reasonable: by Theorem 2.3, the GDA preference exhibits more risk aversion as δ becomes larger in $(0, 1)$; in contrast, the GDA preference exhibits less risk aversion as δ becomes larger in $(1, \infty)$.

Fig. 4 presents the equilibrium strategies for various values of β : $\beta = 0.5, 0.6, 0.7$, with fixed $\delta = 0.9$ (panel (a)) or 1.1 (panel (b)). The results indicate that as the investor is more averse to disappointment (larger β), the investment in the stock is less. This observation is in line with Theorem 2.3, which shows that the GDA preference exhibits more risk aversion as β becomes larger.

5 Discussion

One conventional investment wisdom, as stated in Malkiel (1999), asserts: "The longer the time period over which you can hold on to your investments, the greater should be the share of common stocks in your portfolio." (See also Samuelson (1994), Bodie (1995), Barberis (2000), and Dai et al. (2021) for some related discussion). Consequently, the investment strategy is expected to be time-dependent, exhibiting a tendency to increase as the time horizon becomes longer. However, when all market parameters are time-independent, the optimal investment proportion under an EU preference with a CRRA utility function is also time-independent. Based on the analysis in Section 4, we know that the two-parameter extension of EU preferences—GDA preferences—

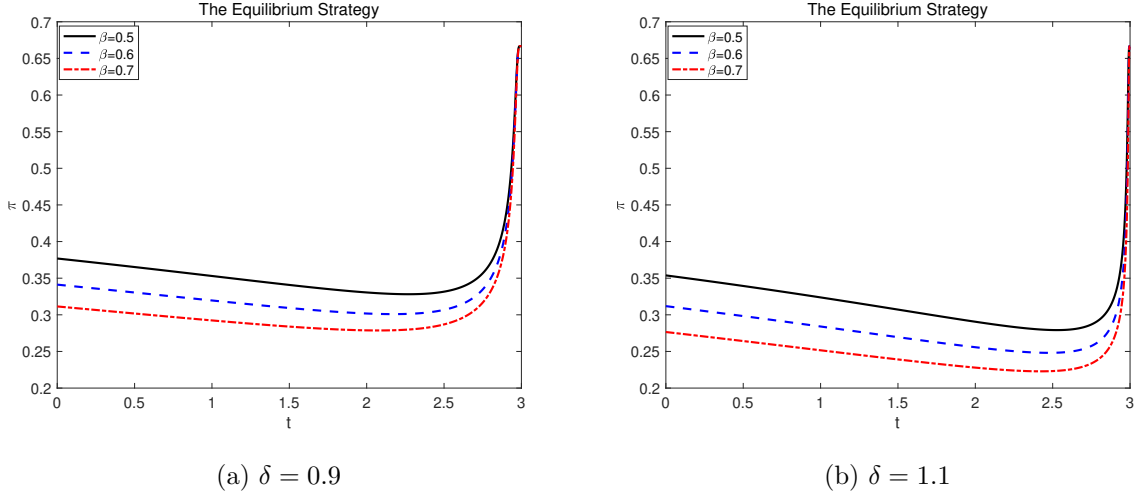


Figure 4: The equilibrium strategies for various β with fixed δ .

can yield time-dependent investment strategies. However, there is still a peculiar phenomenon: as time approaches the terminal time, the equilibrium investments consistently increase and converge towards the Merton solution. A possible way to address this issue is to incorporate within GDA preferences another factor known as *horizon-dependent risk aversion* (HDRA).

Ample evidence shows that, comparing to distant risks, people are more averse to risks that are close in time. Such behavior is referred to as HDRA; see [Eisenbach and Schmalz \(2016\)](#) and [Andries et al. \(2014\)](#) and references therein. Inspired by the HDRA, we now assume that, when making decisions at time t and outcomes occur at time T , the agent adopts $\rho(t)$ as the coefficient of risk aversion. We proceed to redefine $J(t, \pi)$ as follows:

$$U_{\rho(t)}(J(t, \pi)) = \mathbb{E}_t \left[U_{\rho(t)} \left(\frac{W_T^\pi}{W_t^\pi} \right) \right] - \beta \mathbb{E}_t \left[\left(U_{\rho(t)}(\delta J(t, \pi)) - U_{\rho(t)} \left(\frac{W_T^\pi}{W_t^\pi} \right) \right)_+ \right],$$

where $\rho : [0, T] \rightarrow (0, \infty)$ is increasing and continuous. Following the same way as in Sections 3 and 4, we can see that the unique equilibrium strategy $\bar{\pi} = (\sigma^\top)^{-1} a \in \mathcal{D}$ satisfies the following integral equation:

$$a_t = m \left(t, \sqrt{\int_t^T |a_s|^2 ds} \right) \lambda(t), \quad t \in [0, T),$$

where

$$m(t, x) = \frac{x}{\rho(t)x + \frac{\beta N' \left(\frac{\log(\delta g(t, x^2))}{x} - (1 - \rho(t))x \right)}{1 + \beta N \left(\frac{\log(\delta g(t, x^2))}{x} - (1 - \rho(t))x \right)}, \quad t \in [0, T), \quad x \in (0, \infty)$$

and $g(t, x^2)$ is the solution of (4.1) with $\rho = \rho(t)$.

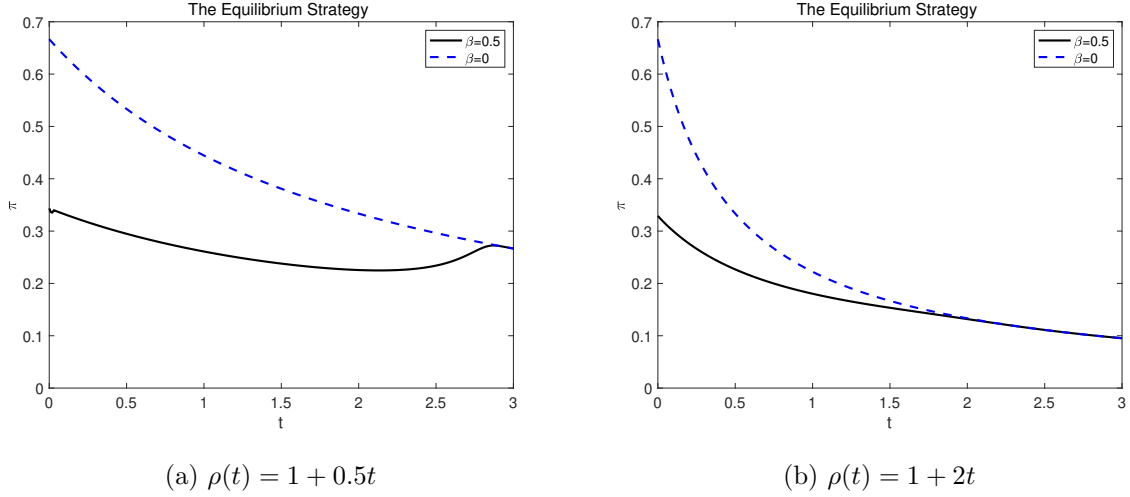


Figure 5: The equilibrium strategies in the case of HDRA with $\rho(t) = 1 + \alpha t$, $\alpha = 0.5, 2$, and $\delta = 0.9$.

Fig. 5 presents the equilibrium strategies under the GDA preferences with HDRA: $\rho(t) = 1 + \alpha t$, $\alpha = 0.5$ or 2 , and $\delta = 0.9$. In the case $\beta = 0$, i.e., in the case of EU preference with HDRA, the equilibrium strategy is decreasing as time t is increasing. In the case $\beta = 0.5$, i.e., in the case of GDA preference with HDRA, the equilibrium strategy is smaller than the equilibrium strategy under EU preference with HDRA. Moreover, if the parameter α of $\rho(t)$ is small ($\alpha = 0.5$ as in panel (a) for example), the equilibrium strategy is decreasing when t is far away from T , increasing when t is not so far away from T , and finally decreasing when t is approaching T ; if the parameter α of $\rho(t)$ is large ($\alpha = 2$ as in panel (b) for example), the equilibrium strategy is always decreasing.

Remark 5.1. Consider the special case $\beta = 0$, i.e., the EU preference with HDRA. In this case, $m_t(x) = \frac{1}{\rho(t)}$ and hence the equilibrium strategy is

$$\bar{\pi}_t \triangleq (\sigma^\top(t))^{-1} \frac{\lambda(t)}{\rho(t)}, \quad t \in [0, T]. \quad (5.1)$$

On the other hand, if the agent relies only on the current relative risk aversion coefficient for decision-making (referred to as a "spendthrift" in [Strotz \(1955\)](#) or a naiveté in [Hu et al. \(2021\)](#)) at time t , she/he will adopt the strategy $\bar{\pi}^t$ within the time interval from t to T . Here, $\bar{\pi}_s^t \triangleq (\sigma^\top(s))^{-1} \frac{\lambda(s)}{\rho(s)}$, $s \in [t, T]$. Equation (5.1) signifies that the diagonal elements $\{\bar{\pi}_t^t, t \in [0, T]\}$ of $\{\bar{\pi}_s^t, t \in [0, T], s \in [t, T]\}$ constitute an equilibrium strategy. This is an intriguing example that shows a slight connection between a naive agent and a sophisticated agent (who seek for equilibrium strategies). In general time inconsistency problems, the decisions made by the naive agent and the sophisticated agent are completely unrelated.

6 Conclusion

In this paper, we study the dynamic portfolio selection problem under GDA preferences in continuous time. We redefine the certainty equivalent for GDA preferences when $\delta > 1$ and explore the monotonicity of the degree of risk aversion concerning the parameters β and δ . Due to the implicit definition of the certainty equivalent, our problem exhibits time inconsistency. We choose to investigate equilibrium strategies and find that the equilibrium condition is equivalent to achieving a balance between risk and return. This leads to a class of fully nonlinear integral equations. Through investigating the existence and uniqueness of solutions to these integral equations, we establish the uniqueness and existence of equilibrium strategies.

The results reveal that non-participation in the stock market is the unique equilibrium under DA preferences. Moreover, semi-analytical solutions in the case of CRRA utility demonstrate that the equilibrium investment under GDA preferences consistently remains below the optimal investment under EU preferences. Our numerical analysis indicates that when $0 < \delta < 1$, a gradual increase in δ leads to a gradual decrease in equilibrium investment, while the opposite holds true for the case $\delta > 1$. Furthermore, as β gradually increases, signifying a higher aversion to disappointment, the equilibrium investment decreases. The observed trends align with the monotonicity of the degree of risk aversion concerning β and δ .

A Some technical lemmas

The following lemma extends [Stein \(1981, Lemma 1\)](#).

Lemma A.1. *Let $\xi \sim N(0, 1)$, $a \in \mathbb{R}$ and $\phi \in AC((-\infty, a))$.¹ If $\mathbb{E}[|\phi'(\xi)|\mathbb{1}_{\{\xi < a\}}] < \infty$, then $\mathbb{E}[\xi\phi(\xi)\mathbb{1}_{\{\xi < a\}}] = \mathbb{E}[\phi'(\xi)\mathbb{1}_{\{\xi < a\}}] - N'(a)\phi(a)$, where N is the standard normal distribution function.*

Proof. Note that $N''(z) = -zN'(z)$, without loss of generality, we assume $a > 0$.

$$\begin{aligned}
\mathbb{E}[\phi'(\xi)\mathbb{1}_{\{\xi < a\}}] &= \int_{-\infty}^a \phi'(z)N'(z)dz \\
&= \int_0^a \phi'(z) \left\{ \int_z^{\infty} vN'(v)dv \right\} dz - \int_{-\infty}^0 \phi'(z) \left\{ \int_{-\infty}^z vN'(v)dv \right\} dz \\
&= \int_0^{\infty} vN'(v) \left\{ \int_0^{a \wedge v} \phi'(z)dz \right\} dv - \int_{-\infty}^0 vN'(v) \left\{ \int_v^0 \phi'(z)dz \right\} dv \\
&= \int_{-\infty}^a vN'(v)\phi(v)dv - \int_{-\infty}^a vN'(v)\phi(0)dv + \int_a^{\infty} vN'(v) \left\{ \int_0^{a \wedge v} \phi'(z)dz \right\} dv \\
&= \mathbb{E}[\xi\phi(\xi)\mathbb{1}_{\{\xi < a\}}] + N'(a)\phi(a),
\end{aligned}$$

¹ $AC((-\infty, a))$ denotes all absolutely continuous functions on $(-\infty, a)$.

where the third equality has used Fubini's Theorem. \square

Lemma A.2. *Suppose that $a : (0, \infty) \rightarrow \mathbb{R}$ and $\psi : (0, \infty) \times \mathbb{R} \rightarrow \mathbb{R}$ satisfy the following conditions:*

(1) $a \in C^1((0, \infty))$.

(2) $\psi \in C((0, \infty) \times \mathbb{R})$ and $\mathbb{E}|\psi(x, \xi)| < \infty$ for all $x > 0$.

(3) ψ_x exists and $\mathbb{E} \left[\sup_{x \in [x_0 - \varepsilon_0, x_0 + \varepsilon_0]} |\psi_x(x, \xi)| \right] < \infty$ for all $x_0 > 0$ and some $\varepsilon_0 = \varepsilon_0(x_0) > 0$.

Then we have

$$\frac{d}{dx} \mathbb{E}[\psi(x, \xi) \mathbb{1}_{\xi < a(x)}] = \mathbb{E}[\psi_x(x, \xi) \mathbb{1}_{\xi < a(x)}] + \psi(x, a(x))N'(a(x))a'(x).$$

Proof. Direct computation yields

$$\begin{aligned} & \frac{\mathbb{E}[\psi(x+h, \xi) \mathbb{1}_{\xi < a(x+h)}] - \mathbb{E}[\psi(x, \xi) \mathbb{1}_{\xi < a(x)}]}{h} \\ &= \frac{\int_{-\infty}^{a(x+h)} \psi(x+h, z)N'(z)dz - \int_{-\infty}^{a(x)} \psi(x, z)N'(z)dz}{h} \\ &= \frac{\int_{a(x)}^{a(x+h)} \psi(x+h, z)N'(z)dz}{h} + \frac{\int_{-\infty}^{a(x)} (\psi(x+h, z) - \psi(x, z))N'(z)dz}{h}. \end{aligned}$$

Using the mean value theorem of integral, the C^1 property of a and the continuity of ψ , we have

$$\begin{aligned} \lim_{h \rightarrow 0} \frac{\int_{a(x)}^{a(x+h)} \psi(x+h, z)N'(z)dz}{h} &= \lim_{h \rightarrow 0} \frac{(a(x+h) - a(x))\psi(x+h, \zeta(h))N'(\zeta(h))}{h} \\ &= a'(x)\psi(x, a(x))N'(a(x)), \end{aligned}$$

where $\zeta(h)$ is between $a(x)$ and $a(x+h)$. Using the dominated convergence theorem (DCT), we have

$$\lim_{h \rightarrow 0} \frac{\int_{-\infty}^{a(x)} (\psi(x+h, z) - \psi(x, z))N'(z)dz}{h} = \int_{-\infty}^{a(x)} \psi_x(x, z)N'(z)dz = \mathbb{E}[\psi_x(x, \xi) \mathbb{1}_{\xi < a(x)}].$$

Thus, the proof follows. \square

Lemma A.3. *Suppose that $G \in C([0, \infty) \times \mathbb{R}) \cap C^1((0, \infty) \times \mathbb{R})$ and satisfies the following conditions:*

(a) *There is a continuous function d_1 such that $\lim_{x \downarrow 0, y \rightarrow y_0} G_x(x, y) = d_1(y_0) \quad \forall y_0 \in \mathbb{R}$.*

(b) *$G_y(0, y)$ is continuous and $\lim_{x \downarrow 0, y \rightarrow y_0} G_y(x, y) = G_y(0, y_0) \quad \forall y_0 \in \mathbb{R}$.*

Then $G \in C^1([0, \infty) \times \mathbb{R})$.

Proof. Fix $y_0 \in \mathbb{R}$, $G(\cdot, y_0) \in C([0, \infty)) \cap C^1((0, \infty))$. Then

$$\lim_{\varepsilon \downarrow 0} \frac{G(\varepsilon, y_0) - G(0, y_0)}{\varepsilon} = \lim_{\varepsilon \downarrow 0} G_x(\varepsilon, y_0) = d_1(y_0).$$

That is, $G_x(0, y_0)$ exists. By (a), $G_x \in C([0, \infty) \times \mathbb{R})$. By (b), $G_y \in C([0, \infty) \times \mathbb{R})$. Therefore, $G \in C^1([0, \infty) \times \mathbb{R})$. \square

B Proofs

B.1 Proof of Lemma 2.1

Let

$$f(p) = U(p) - \mathbb{E}_t[U(Y)] + \beta \mathbb{E}_t[(U(\delta p) - U(Y))_+], \quad p \in (0, \infty).$$

Obviously, $f(p)$ is \mathcal{F}_t -measurable for every p . We need to look for a continuous and strictly increasing version of f , which is still denoted by f , such that, for almost all ω , $f(\omega, p)$ is continuous and strictly increasing in $p \in (0, \infty)$. To this end, we consider the regular conditional law of Y with respect to \mathcal{F}_t , which is denoted by \mathbb{P}_Y^t . By $\mathbb{E}_t[|U(Y)|] < \infty$ a.s., we have $\int_0^\infty |U(y)| \mathbb{P}_Y^t(\omega, dy) < \infty$ for almost all ω . Then, there exists some $\Omega_0 \subset \Omega$ such that $\mathbb{P}(\Omega_0) = 1$ and, for every $\omega \in \Omega_0$, $\int_0^\infty |U(y)| \mathbb{P}_Y^t(\omega, dy) < \infty$ and

$$f(\omega, p) = U(p) - \int_0^\infty U(y) \mathbb{P}_Y^t(\omega, dy) + \beta \int_0^\infty ((U(\delta p) - U(y))_+) \mathbb{P}_Y^t(\omega, dy), \quad p \in (0, \infty).$$

Obviously, for every $\omega \in \Omega_0$, $f(\omega, p)$ is strictly increasing in $p \in (0, \infty)$. Moreover, for every $\omega \in \Omega_0$, by $\int_0^\infty |U(y)| \mathbb{P}_Y^t(\omega, dy) < \infty$ and monotone convergence, $f(\omega, p)$ is continuous in $p \in (0, \infty)$ and

$$\lim_{p \rightarrow +\infty} f(\omega, p) \geq U(+\infty) - \int_0^\infty U(y) \mathbb{P}_Y^t(\omega, dy) > 0.$$

If $U(0+) > -\infty$, the DCT gives

$$\lim_{p \rightarrow 0+} f(\omega, p) = U(0+) - \int_0^\infty U(y) \mathbb{P}_Y^t(\omega, dy) < 0, \quad \omega \in \Omega_0. \quad (\text{B.1})$$

If $U(0+) = -\infty$, then $|U(y) - U(\varepsilon)| \mathbb{1}_{y < \varepsilon} \leq |U(y)| \mathbb{1}_{y < \varepsilon}$ for all sufficiently small $\varepsilon > 0$ and we can also get (B.1) by the DCT. Therefore, for every $\omega \in \Omega_0$, there exists a unique $\eta(\omega) \in (0, \infty)$ such that $f(\omega, \eta(\omega)) = 0$. It is left to show that η is \mathcal{F}_t -measurable. Indeed, we have

$$\{\omega \in \Omega_0 : \eta(\omega) > a\} = \{\omega \in \Omega_0 : f(\omega, a) < 0\} \in \mathcal{F}_t \quad \forall a \in (0, \infty),$$

which yields the desired conclusion.

B.2 Proof of Theorem 2.3

We use $\eta_t(Y, \delta, \beta)$ to denote the time- t GDA value of Y to highlight the dependence on the parameters.

Assertion (i) is obvious, since $C_t(Y, \delta, \beta) = \eta_t(Y, \delta, \beta)$ for $\delta \in (0, 1]$.

We now prove assertion (ii). For simplicity of notation, we drop Y and β in $C_t(Y, \delta, \beta)$ and $\eta_t(Y, \delta, \beta)$. Assume $1 \leq \delta_1 < \delta_2 < \infty$. Then

$$\begin{aligned}
& C_t(\delta_1) \leq C_t(\delta_2) \\
& \Leftrightarrow U(\eta_t(\delta_1)) + \beta U(\delta_1 \eta_t(\delta_1)) \leq U(\eta_t(\delta_2)) + \beta U(\delta_2 \eta_t(\delta_2)) \\
& \Leftrightarrow -\mathbb{E}_t [(U(\delta_1 \eta_t(\delta_1)) - U(Y))_+] + U(\delta_1 \eta_t(\delta_1)) \leq -\mathbb{E}_t [(U(\delta_2 \eta_t(\delta_2)) - U(Y))_+] + U(\delta_2 \eta_t(\delta_2)) \\
& \Leftrightarrow \mathbb{E}_t [\min \{U(Y), U(\delta_1 \eta_t(\delta_1))\}] \leq \mathbb{E}_t [\min \{U(Y), U(\delta_2 \eta_t(\delta_2))\}],
\end{aligned}$$

where the first " \Leftrightarrow " uses (2.5), the second " \Leftrightarrow " uses the definition of η_t , and the third " \Leftrightarrow " uses the fact that $-(a - b)_+ + a = \min\{a, b\}$. Therefore, it suffices to show $\delta_1 \eta_t(\delta_1) \leq \delta_2 \eta_t(\delta_2)$. By the definition of η_t , we have

$$U\left(\frac{\delta_1 \eta_t(\delta_1)}{\delta_1}\right) + \beta \mathbb{E}_t [(U(\delta_1 \eta_t(\delta_1)) - U(Y))_+] = U\left(\frac{\delta_2 \eta_t(\delta_2)}{\delta_2}\right) + \beta \mathbb{E}_t [(U(\delta_2 \eta_t(\delta_2)) - U(Y))_+],$$

which obviously implies $\delta_1 \eta_t(\delta_1) \leq \delta_2 \eta_t(\delta_2)$. Thus, assertion (ii) is proved.

Now we prove assertion (iii). The proof in the case $\delta \in (0, 1]$ is trivial since $C_t(Y, \delta, \beta) = \eta_t(Y, \delta, \beta)$ for $\delta \in (0, 1]$. Assume $\delta > 1$. Again, we drop Y and δ in $C_t(Y, \delta, \beta)$ and $\eta_t(Y, \delta, \beta)$. Assume $0 < \beta_1 < \beta_2 < \infty$. Then

$$\begin{aligned}
& C_t(\beta_1) \geq C_t(\beta_2) \\
& \Leftrightarrow \frac{\beta_1 U(\delta \eta_t(\beta_1)) + U(\eta_t(\beta_1))}{1 + \beta_1} \geq \frac{\beta_2 U(\delta \eta_t(\beta_2)) + U(\eta_t(\beta_2))}{1 + \beta_2} \\
& \Leftrightarrow (1 + \beta_2) \beta_1 U(\delta \eta_t(\beta_1)) + (1 + \beta_2) U(\eta_t(\beta_1)) \geq (1 + \beta_1) \beta_2 U(\delta \eta_t(\beta_2)) + (1 + \beta_1) U(\eta_t(\beta_2)) \\
& \Leftrightarrow (1 + \beta_2) \beta_1 U(\delta \eta_t(\beta_1)) + (1 + \beta_2) \{ \mathbb{E}_t [U(Y)] - \beta_1 \mathbb{E}_t [(U(\delta \eta_t(\beta_1)) - U(Y))_+] \} \\
& \quad \geq (1 + \beta_1) \beta_2 U(\delta \eta_t(\beta_2)) + (1 + \beta_1) \{ \mathbb{E}_t [U(Y)] - \beta_2 \mathbb{E}_t [(U(\delta \eta_t(\beta_2)) - U(Y))_+] \} \\
& \Leftrightarrow (1 + \beta_2) \beta_1 \mathbb{E}_t [\min\{U(Y), U(\delta \eta_t(\beta_1))\}] - U(Y) \geq (1 + \beta_1) \beta_2 \mathbb{E}_t [\min\{U(Y), U(\delta \eta_t(\beta_2))\}] - U(Y) \\
& \Leftrightarrow (1 + \beta_2) \beta_1 \mathbb{E}_t [(U(Y) - U(\delta \eta_t(\beta_1)))_+] \leq (1 + \beta_1) \beta_2 \mathbb{E}_t [(U(Y) - U(\delta \eta_t(\beta_2)))_+],
\end{aligned}$$

where the first " \Leftrightarrow " uses (2.5), the second " \Leftrightarrow " is obvious, the third " \Leftrightarrow " uses the definition of η_t , the fourth " \Leftrightarrow " uses $a - (a - b)_+ = \min\{a, b\}$ and $\beta_2 - \beta_1 = (1 + \beta_1)\beta_2 - (1 + \beta_2)\beta_1$, and the last " \Leftrightarrow " uses $a - \min\{a, b\} = (a - b)_+$. Therefore, it is left to show $\eta_t(\beta_1) \geq \eta_t(\beta_2)$ since $(1 + \beta_2)\beta_1 < (1 + \beta_1)\beta_2$. By the definition of η_t , we have

$$U(\eta_t(\beta_1)) + \beta_1 \mathbb{E}_t [(U(\delta \eta_t(\beta_1)) - U(Y))_+] = U(\eta_t(\beta_2)) + \beta_2 \mathbb{E}_t [(U(\delta \eta_t(\beta_2)) - U(Y))_+],$$

which obviously implies $\eta_t(\beta_1) \geq \eta_t(\beta_2)$. Thus, assertion (iii) is proved.

B.3 Three auxiliary functions

In this subsection, we introduce three auxiliary functions that will be used.

Let $U \in \mathcal{R}_0$. The first function $h : [0, \infty) \times \mathbb{R} \rightarrow (0, \infty)$ is defined as follows. For any $(x, y) \in [0, \infty) \times \mathbb{R}$, consider a random variable $Z \sim \text{LogNormal}(y - \frac{1}{2}x^2, x^2)$, i.e., $\log Z \sim N(y - \frac{1}{2}x^2, x^2)$. By Lemma 2.1, there exists a unique constant $h(x, y) > 0$ such that

$$U(h(x, y)) = \mathbb{E}[U(Z)] - \beta \mathbb{E}[(U(\delta h(x, y)) - U(Z))_+]. \quad (\text{B.2})$$

Actually, $h(x, y) = g(x^2, y)$ is the GDA value of a random variable $Z \sim \text{LogNormal}(y - \frac{1}{2}x^2, x^2)$. In what follows, we use h instead of g for the sake of simplicity in mathematical notation, avoiding the extensive use of square roots.

The second function $H : [0, \infty) \times \mathbb{R} \rightarrow \mathbb{R}$ is determined by

$$\delta h(x, y) = e^{y - \frac{1}{2}x^2 + H(x, y)}, \quad (x, y) \in [0, \infty) \times \mathbb{R}. \quad (\text{B.3})$$

Obviously,

$$h(0, y) \begin{cases} = e^y, & \text{if } \delta \in (0, 1], \\ = r(y) \in (\frac{e^y}{\delta}, e^y), & \text{if } \delta > 1, \end{cases}$$

where $r(y)$ is the unique solution $z \in (0, \infty)$ of the following equation

$$U(z) = U(e^y) + \beta (U(e^y) - U(\delta z)),$$

and thus

$$H(0, y) \begin{cases} = \log \delta, & \text{if } \delta \in (0, 1], \\ = c(y) \in (0, \log \delta), & \text{if } \delta > 1, \end{cases} \quad (\text{B.4})$$

where $c(y) = \log \delta + \log \frac{r(y)}{e^y}$ is the unique solution $z \in (0, \infty)$ of the following equation

$$U\left(\frac{e^{z+y}}{\delta}\right) = U(e^y) + \beta (U(e^y) - U(e^{z+y})). \quad (\text{B.5})$$

Hereafter, ξ always represents a random variable with standard normal distribution and N is the distribution function of ξ . The following lemma shows that h and H are continuous if U is 0-th-order regular.

Lemma B.1. *Suppose $U \in \mathcal{R}_0$. Then h and H are in $C([0, \infty) \times \mathbb{R})$.*

Proof. It suffices to show $h \in C([0, \infty) \times \mathbb{R})$. For any $(x, y, z) \in [0, \infty) \times \mathbb{R} \times (0, \infty)$, let

$$f(x, y, z) = U(z) - \mathbb{E}\left[U\left(e^{x\xi + y - \frac{x^2}{2}}\right)\right] + \beta \mathbb{E}\left[\left(U(\delta z) - U\left(e^{x\xi + y - \frac{x^2}{2}}\right)\right)_+\right].$$

Then f is continuous in $[0, \infty) \times \mathbb{R} \times (0, \infty)$ by the DCT and $U \in \mathcal{R}_0$. Moreover, f is strictly increasing with respect to z . By the definition of h , h is the unique function such that $f(x, y, h(x, y)) = 0$ for all $(x, y) \in [0, \infty) \times \mathbb{R}$. Therefore, $h \in C([0, \infty) \times \mathbb{R})$. \square

The following lemma indicates that, assuming U possesses higher-order regularity, both h and H are in $C^1((0, \infty) \times \mathbb{R})$.

Lemma B.2. *Suppose $U \in \mathcal{R}_1$ and $U' > 0$. Then h and H are in $C^1((0, \infty) \times \mathbb{R})$. Moreover, for $(x, y) \in (0, \infty) \times \mathbb{R}$, we have*

$$H_x = \frac{\mathbb{E} \left[U' \left(e^{x\xi + y - \frac{x^2}{2}} \right) e^{x\xi + y - \frac{x^2}{2}} \left(\beta \mathbb{1}_{\{\xi < \frac{H}{x}\}} + 1 \right) (\xi - x) \right]}{\left(\frac{1}{\delta} U' \left(\frac{e^{H+y - \frac{x^2}{2}}}{\delta} \right) + \beta U' \left(e^{H+y - \frac{x^2}{2}} \right) N \left(\frac{H}{x} \right) \right) e^{H+y - \frac{x^2}{2}}} + x, \quad (\text{B.6})$$

$$H_y = \frac{\mathbb{E} \left[U' \left(e^{x\xi + y - \frac{x^2}{2}} \right) e^{x\xi + y - \frac{x^2}{2}} \left(\beta \mathbb{1}_{\{\xi < \frac{H}{x}\}} + 1 \right) \right]}{\left(\frac{1}{\delta} U' \left(\frac{e^{H+y - \frac{x^2}{2}}}{\delta} \right) + \beta U' \left(e^{H+y - \frac{x^2}{2}} \right) N \left(\frac{H}{x} \right) \right) e^{H+y - \frac{x^2}{2}}} - 1. \quad (\text{B.7})$$

Proof. Indeed, for any $(x, y, z) \in (0, \infty) \times \mathbb{R} \times \mathbb{R}$, let

$$F(x, y, z) = U \left(\frac{e^{y - \frac{x^2}{2} + z}}{\delta} \right) - \mathbb{E} \left[U \left(e^{x\xi + y - \frac{x^2}{2}} \right) \right] + \beta U \left(e^{y - \frac{x^2}{2} + z} \right) N \left(\frac{z}{x} \right) - \beta \mathbb{E} \left[U \left(e^{x\xi + y - \frac{x^2}{2}} \right) \mathbb{1}_{\{\xi < \frac{z}{x}\}} \right].$$

Then, by (B.2), $H : (0, \infty) \times \mathbb{R} \rightarrow \mathbb{R}$ is the unique function such that $F(x, y, H(x, y)) = 0$ for all $(x, y) \in (0, \infty) \times \mathbb{R}$. Using Lemma A.2 and the DCT, it is not difficult to see that $F \in C^1((0, \infty) \times \mathbb{R} \times \mathbb{R})$. Moreover, $(\tilde{y} = y - \frac{x^2}{2})$

$$\begin{aligned} F_z(x, y, z) &= U' \left(\frac{e^{\tilde{y} + z}}{\delta} \right) \frac{e^{\tilde{y} + z}}{\delta} + \beta U' \left(e^{\tilde{y} + z} \right) e^{\tilde{y} + z} N \left(\frac{z}{x} \right) + \beta U \left(e^{\tilde{y} + z} \right) N' \left(\frac{z}{x} \right) \frac{1}{x} - \beta U \left(e^{\tilde{y} + z} \right) N' \left(\frac{z}{x} \right) \frac{1}{x} \\ &= U' \left(\frac{e^{\tilde{y} + z}}{\delta} \right) \frac{e^{\tilde{y} + z}}{\delta} + \beta U' \left(e^{\tilde{y} + z} \right) e^{\tilde{y} + z} N \left(\frac{z}{x} \right) > 0. \end{aligned}$$

Then by the implicit function theorem, $H \in C^1((0, \infty) \times \mathbb{R})$, which obviously implies $h \in C^1((0, \infty) \times \mathbb{R})$. Now we show (B.6), note that H satisfies

$$U \left(\frac{e^{H+y - \frac{x^2}{2}}}{\delta} \right) - \mathbb{E} \left[U \left(e^{x\xi + y - \frac{x^2}{2}} \right) \right] + \beta U \left(e^{H+y - \frac{x^2}{2}} \right) N \left(\frac{H}{x} \right) - \beta \mathbb{E} \left[U \left(e^{x\xi + y - \frac{x^2}{2}} \right) \mathbb{1}_{\{\xi < \frac{H}{x}\}} \right] = 0. \quad (\text{B.8})$$

Using Lemma A.2, differentiating the above equation with respect to x yields

$$\begin{aligned} &U' \left(\frac{e^{H+y - \frac{x^2}{2}}}{\delta} \right) \frac{e^{H+y - \frac{x^2}{2}}}{\delta} (-x + H_x) - \mathbb{E} \left[U' \left(e^{x\xi + y - \frac{x^2}{2}} \right) e^{x\xi + y - \frac{x^2}{2}} (\xi - x) \right] \\ &+ \beta U' \left(e^{H+y - \frac{x^2}{2}} \right) e^{H+y - \frac{x^2}{2}} (-x + H_x) N \left(\frac{H}{x} \right) - \beta \mathbb{E} \left[U' \left(e^{x\xi + y - \frac{x^2}{2}} \right) e^{x\xi + y - \frac{x^2}{2}} (\xi - x) \mathbb{1}_{\{\xi < \frac{H}{x}\}} \right] = 0. \end{aligned}$$

Thus (B.6) follows. The proof of (B.7) is similar. \square

Suppose that $U \in \mathcal{R}_1$ and U is concave.² The third function $m : (0, \infty) \times \mathbb{R} \rightarrow (0, \infty)$ is defined as follows. For any $(x, y) \in (0, \infty) \times \mathbb{R}$,

$$m(x, y) = -\frac{g_y(x^2, y)}{2g_v(x^2, y)}. \quad (\text{B.9})$$

To well define m , we need to show $g_v \neq 0$. Noting that

$$\delta g(v, y) = \delta h(\sqrt{v}, y) = e^{y - \frac{1}{2}v + H(\sqrt{v}, y)}, \quad (v, y) \in [0, \infty) \times \mathbb{R},$$

thus, for all $(v, y) \in (0, \infty) \times \mathbb{R}$, we have

$$g_v(v, y) = \left(-\frac{1}{2} + \frac{H_x(\sqrt{v}, y)}{2\sqrt{v}} \right) g(v, y), \quad g_y(v, y) = (1 + H_y(\sqrt{v}, y)) g(v, y). \quad (\text{B.10})$$

We now show that $x - H_x > 0$, and consequently, $g_v < 0$.

Lemma B.3. *Suppose that $U \in \mathcal{R}_1$ and U is concave, then $x > H_x(x, y)$ for all $(x, y) \in (0, \infty) \times \mathbb{R}$.*

Proof. Define $\phi_1(z) = U' \left(e^{xz + y - \frac{x^2}{2}} \right)$, $\phi_2(z) = e^{xz + y - \frac{x^2}{2}}$ and $a = \frac{H}{x}$, then, by $N''(z) = -zN'(z)$, we have

$$\begin{aligned} & \mathbb{E} \left[\xi U' \left(e^{x\xi + y - \frac{x^2}{2}} \right) e^{x\xi + y - \frac{x^2}{2}} \mathbb{1}_{\{\xi < \frac{H}{x}\}} \right] \\ &= \mathbb{E}[\xi \phi_1(\xi) \phi_2(\xi) \mathbb{1}_{\{\xi < a\}}] \\ &= \int_{-\infty}^a z \phi_1(z) \phi_2(z) N'(z) dz \\ &= \int_{-\infty}^a z N'(z) \left\{ - \int_z^a d(\phi_1(v) \phi_2(v)) + \phi_1(a) \phi_2(a) \right\} dz \\ &= -\phi_1(a) \phi_2(a) N'(a) - \int_{-\infty}^a z N'(z) \left\{ \int_z^a \phi_1(v) d\phi_2(v) + \int_z^a \phi_2(v) d\phi_1(v) \right\} dz \\ &= -\phi_1(a) \phi_2(a) N'(a) - \int_{-\infty}^a \left\{ \int_{-\infty}^v z N'(z) dz \right\} \phi_1(v) d\phi_2(v) - \int_{-\infty}^a \left\{ \int_{-\infty}^v z N'(z) dz \right\} \phi_2(v) d\phi_1(v) \\ &= -\phi_1(a) \phi_2(a) N'(a) + \int_{-\infty}^a N'(v) \phi_1(v) d\phi_2(v) + \int_{-\infty}^a N'(v) \phi_2(v) d\phi_1(v) \\ &= -U' \left(e^{H + y - \frac{x^2}{2}} \right) e^{H + y - \frac{x^2}{2}} N' \left(\frac{H}{x} \right) + x \mathbb{E} \left[U' \left(e^{x\xi + y - \frac{x^2}{2}} \right) e^{x\xi + y - \frac{x^2}{2}} \mathbb{1}_{\{\xi < \frac{H}{x}\}} \right] + \int_{-\infty}^a N'(v) \phi_2(v) d\phi_1(v) \\ &\leq -U' \left(e^{H + y - \frac{x^2}{2}} \right) e^{H + y - \frac{x^2}{2}} N' \left(\frac{H}{x} \right) + x \mathbb{E} \left[U' \left(e^{x\xi + y - \frac{x^2}{2}} \right) e^{x\xi + y - \frac{x^2}{2}} \mathbb{1}_{\{\xi < \frac{H}{x}\}} \right], \end{aligned}$$

where we have used the integration by parts formula in the fourth equity, the Fubini theorem in the fifth equity, and that ϕ_2 is positive and ϕ_1 is non-increasing in the last inequality. Thus

$$\mathbb{E} \left[U' \left(e^{x\xi + y - \frac{x^2}{2}} \right) e^{x\xi + y - \frac{x^2}{2}} \mathbb{1}_{\{\xi < \frac{H}{x}\}} (\xi - x) \right] \leq -U' \left(e^{H + y - \frac{x^2}{2}} \right) e^{H + y - \frac{x^2}{2}} N' \left(\frac{H}{x} \right) < 0.$$

²If $U \in \mathcal{R}_1$ and U is concave, then obviously $U' > 0$.

Similarly

$$\mathbb{E} \left[U' \left(e^{x\xi+y-\frac{x^2}{2}} \right) e^{x\xi+y-\frac{x^2}{2}} (\xi - x) \right] \leq 0.$$

Therefore, $x - H_x > 0$. □

Then, according to (B.6), (B.7), (B.10), and (B.9), we know that m can be expressed in terms of H . We have the following lemma:

Lemma B.4. *For all $(x, y) \in (0, \infty) \times \mathbb{R}$, we have*

$$m(x, y) = \frac{x + xH_y}{x - H_x} = \frac{x \mathbb{E} \left[U' \left(e^{x\xi+y-\frac{x^2}{2}} \right) e^{x\xi+y-\frac{x^2}{2}} \left(\beta \mathbb{1}_{\{\xi < \frac{H}{x}\}} + 1 \right) \right]}{\mathbb{E} \left[U' \left(e^{x\xi+y-\frac{x^2}{2}} \right) e^{x\xi+y-\frac{x^2}{2}} \left(\beta \mathbb{1}_{\{\xi < \frac{H}{x}\}} + 1 \right) (\xi - x) \right]}. \quad (\text{B.11})$$

Next, we show that, under the conditions stated in Lemma B.2, if $\delta \neq 1$, then h and H are indeed C^1 on $[0, \infty) \times \mathbb{R}$.

Lemma B.5. *Suppose $\delta \neq 1$, $U \in \mathcal{R}_1$ and $U' > 0$, then h and H are in $C^1([0, \infty) \times \mathbb{R})$.*

Proof. It suffices to show $H \in C^1([0, \infty) \times \mathbb{R})$. We need to verify that Conditions (a) and (b) in Lemma A.3 hold for H . By (B.4) and $H \in C([0, \infty) \times \mathbb{R})$, $\forall y_0 \in \mathbb{R}$,

$$\lim_{x \downarrow 0, y \rightarrow y_0} H(x, y) = \begin{cases} \log \delta, & 0 < \delta < 1, \\ c(y_0) \in (0, \log \delta), & \delta > 1. \end{cases}$$

Thus

$$\lim_{x \downarrow 0, y \rightarrow y_0} H_x(x, y) = 0$$

by the DCT. Therefore, Condition (a) holds. Similarly, $\forall y_0 \in \mathbb{R}$,

$$\lim_{x \downarrow 0, y \rightarrow y_0} H_y(x, y) = \begin{cases} 0, & 0 < \delta < 1, \\ \frac{U'(e^{y_0})e^{y_0}(\beta+1)}{\left[\frac{1}{\delta} U' \left(\frac{e^{c(y_0)+y_0}}{\delta} \right) + \beta U'(e^{c(y_0)+y_0}) \right] e^{c(y_0)+y_0}} - 1, & \delta > 1. \end{cases}$$

For $0 < \delta < 1$, $H(0, y) = \log \delta$, thus $H_y(0, y) = 0$ and Condition (b) holds. For $\delta > 1$, by (B.5), $c(\cdot)$ satisfies

$$U \left(\frac{e^{c(y)+y}}{\delta} \right) = U(e^y) + \beta \left(U(e^y) - U(e^{c(y)+y}) \right).$$

Differentiating the above equation with respect to y , we have

$$H_y(0, y) = c'(y) = \frac{U'(e^y)e^y(\beta+1)}{\left[\frac{1}{\delta} U' \left(\frac{e^{c(y)+y}}{\delta} \right) + \beta U'(e^{c(y)+y}) \right] e^{c(y)+y}} - 1.$$

Therefore, Condition (b) also holds. □

Assuming additional conditions on U , we present an alternative expression for H_x .

Lemma B.6. Suppose $U \in \mathcal{R}_2$ and $U' > 0$. For any $(x, y) \in (0, \infty) \times \mathbb{R}$, we have

$$H_x = \frac{x\mathbb{E} \left[U'' \left(e^{x\xi+y-\frac{x^2}{2}} \right) e^{2(x\xi+y-\frac{x^2}{2})} \left(\beta \mathbb{1}_{\{\xi < \frac{H}{x}\}} + 1 \right) \right] - \beta U' \left(e^{H+y-\frac{x^2}{2}} \right) e^{H+y-\frac{x^2}{2}} N' \left(\frac{H}{x} \right)}{\left(\frac{1}{\delta} U' \left(\frac{e^{H+y-\frac{x^2}{2}}}{\delta} \right) + \beta U' \left(e^{H+y-\frac{x^2}{2}} \right) N \left(\frac{H}{x} \right) \right) e^{H+y-\frac{x^2}{2}}} + x. \quad (\text{B.12})$$

Moreover, if $\delta \neq 1$, then $\frac{H_x(x, y)}{x}$ can be extended continuously to $(x, y) \in [0, \infty) \times \mathbb{R}$.

Proof. Let $\phi(\xi) = U' \left(e^{x\xi+y-\frac{x^2}{2}} \right) e^{x\xi+y-\frac{x^2}{2}}$ and $a(x) = \frac{H}{x}$. By Lemma A.1, we have

$$\begin{aligned} & \mathbb{E} \left[\xi U' \left(e^{x\xi+y-\frac{x^2}{2}} \right) e^{x\xi+y-\frac{x^2}{2}} \mathbb{1}_{\{\xi < \frac{H}{x}\}} \right] \\ &= -U' \left(e^{H+y-\frac{x^2}{2}} \right) e^{H+y-\frac{x^2}{2}} N' \left(\frac{H}{x} \right) + x\mathbb{E} \left[U' \left(e^{x\xi+y-\frac{x^2}{2}} \right) e^{x\xi+y-\frac{x^2}{2}} \mathbb{1}_{\{\xi < \frac{H}{x}\}} \right] \\ &+ x\mathbb{E} \left[U'' \left(e^{x\xi+y-\frac{x^2}{2}} \right) e^{2(x\xi+y-\frac{x^2}{2})} \mathbb{1}_{\{\xi < \frac{H}{x}\}} \right]. \end{aligned}$$

Thus

$$\begin{aligned} & \mathbb{E} \left[U' \left(e^{x\xi+y-\frac{x^2}{2}} \right) e^{x\xi+y-\frac{x^2}{2}} \mathbb{1}_{\{\xi < \frac{H}{x}\}} (\xi - x) \right] \\ &= x\mathbb{E} \left[U'' \left(e^{x\xi+y-\frac{x^2}{2}} \right) e^{2(x\xi+y-\frac{x^2}{2})} \mathbb{1}_{\{\xi < \frac{H}{x}\}} \right] - U' \left(e^{H+y-\frac{x^2}{2}} \right) e^{H+y-\frac{x^2}{2}} N' \left(\frac{H}{x} \right). \end{aligned}$$

Similarly,

$$\mathbb{E} \left[U' \left(e^{x\xi+y-\frac{x^2}{2}} \right) e^{x\xi+y-\frac{x^2}{2}} (\xi - x) \right] = x\mathbb{E} \left[U'' \left(e^{x\xi+y-\frac{x^2}{2}} \right) e^{2(x\xi+y-\frac{x^2}{2})} \right].$$

Therefore, we get (B.12). Note that

$$\lim_{x \downarrow 0, y \rightarrow y_0} \frac{H_x(x, y)}{x} = \begin{cases} \frac{U''(e^{y_0})e^{y_0}}{U'(e^{y_0})} + 1, & 0 < \delta < 1, \\ \frac{U''(e^{y_0})e^{y_0}(\beta+1)}{[\frac{1}{\delta}U'(\frac{e^{c(y_0)+y_0}}{\delta})+\beta U'(e^{c(y_0)+y_0})]e^{c(y_0)}} + 1, & \delta > 1. \end{cases}$$

Thus, $\frac{H_x(x, y)}{x}$ can be extended continuously to $(x, y) \in [0, \infty) \times \mathbb{R}$. \square

Assuming $U \in \mathcal{R}_2$ and $U'' \leq 0$, by (B.12), we have

$$m(x, y) = \frac{\mathbb{E} \left[U' \left(e^{x\xi+y-\frac{x^2}{2}} \right) e^{x\xi+y-\frac{x^2}{2}} \left(\beta \mathbb{1}_{\{\xi < \frac{H}{x}\}} + 1 \right) \right]}{-\mathbb{E} \left[U'' \left(e^{x\xi+y-\frac{x^2}{2}} \right) e^{2(x\xi+y-\frac{x^2}{2})} \left(1 + \beta \mathbb{1}_{\{\xi < \frac{H}{x}\}} \right) \right] + \beta U' \left(e^{H+y-\frac{x^2}{2}} \right) e^{H+y-\frac{x^2}{2}} \frac{N'(\frac{H}{x})}{x}}. \quad (\text{B.13})$$

Suppose further that $\delta \neq 1$, then, using Lemmas B.1 and (B.4), for $y_0 \in \mathbb{R}$, we have

$$\lim_{x \downarrow 0, y \rightarrow y_0} m(x, y) = \begin{cases} -\frac{U'(e^{y_0})}{U''(e^{y_0})e^{y_0}}, & \text{if } U''(e^{y_0}) < 0, \\ \infty, & \text{if } U''(e^{y_0}) = 0. \end{cases}$$

Thus, in the case $U'' < 0$, m can be continuously extend to $[0, \infty) \times \mathbb{R}$ so that

$$m(0, y) = -\frac{U'(e^y)}{U''(e^y)e^y} \quad \forall y \in \mathbb{R}. \quad (\text{B.14})$$

The extension is still denoted by m .

B.4 Proof of Lemma 3.1

Suppose that $\delta \neq 1$, $U \in \mathcal{R}_2$ and $U'' < 0$. Using

$$\delta g(v, y) = \delta h(\sqrt{v}, y) = e^{y - \frac{1}{2}v + H(\sqrt{v}, y)}, \quad (v, y) \in [0, \infty) \times \mathbb{R},$$

we have $g \in C([0, \infty) \times \mathbb{R}) \cap C^1((0, \infty) \times \mathbb{R})$ as $H \in C([0, \infty) \times \mathbb{R}) \cap C^1((0, \infty) \times \mathbb{R})$ by Lemmas B.1 and B.2. Moreover, by (B.9) and (B.11), we have

$$\begin{aligned} \frac{g_y(v, y)}{g_v(v, y)} &= -2m(\sqrt{v}, y) \\ &= \frac{2\mathbb{E} [U'(Z)Z (1 + \beta \mathbb{1}_{\{Z < \delta g(v, y)\}})]}{\mathbb{E} [U''(Z)Z^2 (1 + \beta \mathbb{1}_{\{Z < \delta g(v, y)\}})] - \beta U'(\delta g(v, y))\delta g(v, y)N' \left(\frac{\log(\delta g(v, y)) - y + \frac{v}{2}}{\sqrt{v}} \right) / \sqrt{v}}. \end{aligned}$$

Finally, as $\delta \neq 1$, from (B.10), Lemmas B.5 and B.6, we easily get $g \in C^1([0, \infty) \times \mathbb{R})$ and $g_v < 0, g_y > 0$ for all $(v, y) \in [0, \infty) \times \mathbb{R}$, and $\frac{g_y(0,0)}{g_v(0,0)} = -2m(0,0) = 2\frac{U'(1)}{U''(1)}$ by (B.14).

B.5 Proof of Lemma 3.2

To prove Lemma 3.2, we need the following lemma:

Lemma B.7. *Suppose $\delta = 1$ and $U \in \mathcal{R}_1$. Let $\{x_n\}_{n>1}$ be a sequence of positive numbers such that $x_n \downarrow 0$ as $n \rightarrow \infty$, and $\{y_n\}_{n>1}$ be another sequence such that $\frac{y_n}{x_n} \rightarrow 0$ as $n \rightarrow \infty$. Let $z_n = H(x_n, y_n)$, $n \geq 1$. Then $\frac{z_n}{x_n} \rightarrow c^* < 0$ as $n \rightarrow \infty$, where c^* is the unique solution of the following equation*

$$c + \beta cN(c) + \beta N'(c) = 0.$$

Proof. We have $z_n \rightarrow 0$ from Lemma B.1. By Lemma B.2, (x_n, y_n, z_n) satisfies the following equation

$$U\left(e^{z_n + y_n - \frac{x_n^2}{2}}\right) - \mathbb{E} \left[U\left(e^{x_n \xi + y_n - \frac{x_n^2}{2}}\right) \right] + \beta U\left(e^{z_n + y_n - \frac{x_n^2}{2}}\right) N\left(\frac{z_n}{x_n}\right) - \beta \mathbb{E} \left[U\left(e^{x_n \xi + y_n - \frac{x_n^2}{2}}\right) \mathbb{1}_{\{\xi < \frac{z_n}{x_n}\}} \right] = 0. \quad (\text{B.15})$$

Suppose a subsequence $\frac{z_n}{x_n} \rightarrow c \in [-\infty, +\infty]$. Then

$$\frac{U\left(e^{z_n+y_n-\frac{x_n^2}{2}}\right) - U\left(e^{x_n\xi+y_n-\frac{x_n^2}{2}}\right)}{x_n} \rightarrow U'(1)(c - \xi) \quad \mathbb{P} - a.s.$$

Set $\zeta_n^1 = \min\left\{z_n + y_n - \frac{x_n^2}{2}, x_n\xi + y_n - \frac{x_n^2}{2}\right\}$ and $\zeta_n^2 = \max\left\{z_n + y_n - \frac{x_n^2}{2}, x_n\xi + y_n - \frac{x_n^2}{2}\right\}$, then

$$\begin{aligned} \left| \frac{U\left(e^{z_n+y_n-\frac{x_n^2}{2}}\right) - U\left(e^{x_n\xi+y_n-\frac{x_n^2}{2}}\right)}{x_n} \right| &\leq U'(e^{\zeta_n^1})e^{\zeta_n^2}|z_n - x_n\xi| \\ &\leq U'(e^{y_n-\frac{x_n^2}{2}-|z_n|-x_n|\xi|})e^{y_n-\frac{x_n^2}{2}+|z_n|+x_n|\xi|}(|z_n| + x_n|\xi|) \\ &\leq C_1 U'(e^{-C_1(1+|\xi|)})e^{C_1(1+|\xi|)}(1 + |\xi|), \end{aligned}$$

where $C_1 > 0$ is a constant independent of c and n . Therefore, $c \in \mathbb{R}$. Using the DCT, we have

$$\lim_{n \rightarrow \infty} \frac{U\left(e^{z_n+y_n-\frac{x_n^2}{2}}\right) - \mathbb{E}U\left(e^{x_n\xi+y_n-\frac{x_n^2}{2}}\right)}{x_n} = U'(1)c.$$

Similarly,

$$\begin{aligned} &\lim_{n \rightarrow \infty} \frac{\beta U\left(e^{z_n+y_n-\frac{x_n^2}{2}}\right) N\left(\frac{z_n}{x_n}\right) - \beta \mathbb{E}\left[U\left(e^{x_n\xi+y_n-\frac{x_n^2}{2}}\right) \mathbb{1}_{\left\{\xi < \frac{z_n}{x_n}\right\}}\right]}{x_n} \\ &= \lim_{n \rightarrow \infty} \frac{\beta \mathbb{E}\left[\left(U\left(e^{z_n+y_n-\frac{x_n^2}{2}}\right) - U\left(e^{x_n\xi+y_n-\frac{x_n^2}{2}}\right)\right) \mathbb{1}_{\left\{\xi < \frac{z_n}{x_n}\right\}}\right]}{x_n} \\ &= \beta U'(1) \mathbb{E}[(c - \xi) \mathbb{1}_{\xi < c}] = \beta U'(1)(cN(c) + N'(c)). \end{aligned}$$

Therefore, $c \in \mathbb{R}$ satisfies

$$c + \beta cN(c) + \beta N'(c) = 0. \tag{B.16}$$

It is easy to see that (B.16) has a unique solution $c^* < 0$. Thus, $\frac{z_n}{x_n} \rightarrow c^*$ as $n \rightarrow \infty$. \square

Now we are going to prove Lemma 3.2. Suppose $\delta = 1$ and $U \in \mathcal{R}_1$. By Lemma B.7, we have

$$\lim_{v \downarrow 0, \frac{y}{\sqrt{v}} \rightarrow 0} \frac{g(v, y) - g(0, 0)}{\sqrt{v}} = \lim_{v \downarrow 0, \frac{y}{\sqrt{v}} \rightarrow 0} \frac{e^{y-\frac{1}{2}v+H(\sqrt{v}, y)} - 1}{\sqrt{v}} = \lim_{v \downarrow 0, \frac{y}{\sqrt{v}} \rightarrow 0} \frac{y - \frac{1}{2}v + H(\sqrt{v}, y)}{\sqrt{v}} = c^*.$$

Furthermore, if U is concave, then by (B.11), we have $\lim_{x \downarrow 0, \frac{y}{x} \rightarrow 0} \frac{m(x, y)}{x} = 1$ and hence

$$\lim_{v \downarrow 0, \frac{y}{\sqrt{v}} \rightarrow 0} \frac{g_y(v, y)}{\sqrt{v}g_v(v, y)} = -2 \lim_{v \downarrow 0, \frac{y}{\sqrt{v}} \rightarrow 0} \frac{m(\sqrt{v}, y)}{\sqrt{v}} = -2.$$

B.6 Proof of Theorem 3.5

From the boundedness of m , $m \leq C_0$ for some $C_0 > 0$. Then, by (3.7), any solution a is bounded by $C_0 \|\lambda\|_\infty$. Define $\mathcal{S} = \{a \in L^\infty(0, T) : \|a\|_\infty \leq C_0 \|\lambda\|_\infty\}$, which is a closed subset of $L^\infty(0, T)$. We can choose $M > 0$ such that $\left(\sqrt{\int_t^T |a_s|^2 ds}, \int_t^T a_s^\top \lambda(s) ds\right) \in [0, M]^2$ for all $a \in \mathcal{S}$ and $t \in [0, T]$. Let $L > 0$ be the Lipschitz constant of m on $[0, M]^2$.

We first solve (3.7) on the interval $[T - \varepsilon, T]$, where $0 < \varepsilon \leq \min\{1, T\}$ is to be determined. Consider the operator: $\mathcal{T} : \mathcal{S}(T - \varepsilon, T) \rightarrow \mathcal{S}(T - \varepsilon, T)$ given by

$$(\mathcal{T}a)_t \triangleq \lambda(t)m \left(\sqrt{\int_t^T |a_s|^2 ds}, \int_t^T a_s^\top \lambda(s) ds \right), \quad t \in [T - \varepsilon, T].$$

For any $a^{(i)} \in \mathcal{S}(T - \varepsilon, T)$, $i = 1, 2$, we have

$$\begin{aligned} & \|\mathcal{T}a^{(1)} - \mathcal{T}a^{(2)}\|_\infty \\ & \leq L\|\lambda\|_\infty \sup_{t \in [T - \varepsilon, T]} \left[\left| \sqrt{\int_t^T |a_s^{(1)}|^2 ds} - \sqrt{\int_t^T |a_s^{(2)}|^2 ds} \right| + \left| \int_t^T (a_s^{(1)})^\top \lambda(s) ds - \int_t^T (a_s^{(2)})^\top \lambda(s) ds \right| \right] \\ & \leq L\|\lambda\|_\infty \sup_{t \in [T - \varepsilon, T]} \left[\sqrt{\int_t^T |a_s^{(1)} - a_s^{(2)}|^2 ds} + \|\lambda\|_\infty \int_t^T |a_s^{(1)} - a_s^{(2)}| ds \right] \\ & \leq 2L\|\lambda\|_\infty \sqrt{\varepsilon} \|a^{(1)} - a^{(2)}\|_\infty (1 + \|\lambda\|_\infty). \end{aligned}$$

Choosing $\varepsilon < \min\left\{1, T, \frac{1}{4L^2\|\lambda\|_\infty^2(1+\|\lambda\|_\infty)^2}\right\}$, we see that \mathcal{T} is a contraction on $L^\infty(T - \varepsilon, T)$. Thus there exists a unique fixed point of \mathcal{T} , which is the solution to (3.7) on $[T - \varepsilon, T]$. Finally, we consider the partition $0 = t_0 < t_1 < \dots < t_N = T$ such that $|t_k - t_{k-1}| \leq \varepsilon$ for each $k = 1, 2, \dots, N$. Then we have found a unique a such that (3.7) is satisfied on $[t_{N-1}, t_N]$. Suppose that we have constructed such a on $[t_k, t_N]$. Consider the operator $\mathcal{T}_k : \mathcal{S}(t_{k-1}, t_k) \rightarrow \mathcal{S}(t_{k-1}, t_k)$ given by

$$(\mathcal{T}_k b)_t \triangleq \lambda(t)m \left(\sqrt{\int_t^T |\zeta_b(s)|^2 ds}, \int_t^T \zeta_b(s)^\top \lambda(s) ds \right), \quad t \in [t_{k-1}, t_k]$$

where

$$\zeta_b(s) = \begin{cases} b_s, & s \in [t_{k-1}, t_k), \\ a_s, & s \in [t_k, t_N). \end{cases}$$

Then, using the same contraction argument, we can find a unique fixed point b^* of \mathcal{T}_k , and ζ_{b^*} uniquely solves (3.7) on $[t_{k-1}, t_N]$. By induction, (3.7) has a unique solution on $[0, T]$.

B.7 Proof of Lemma 3.7

For $(x, y) \in (0, \infty) \times \mathbb{R}$, define

$$m^1(x, y) = \mathbb{E} \left[U' \left(e^{x\xi + y - \frac{x^2}{2}} \right) e^{x\xi + y - \frac{x^2}{2}} \left(\beta \mathbb{1}_{\{\xi < \frac{H}{x}\}} + 1 \right) \right],$$

$$m^2(x, y) = -\mathbb{E} \left[U'' \left(e^{x\xi + y - \frac{x^2}{2}} \right) e^{2(x\xi + y - \frac{x^2}{2})} \left(1 + \beta \mathbb{1}_{\{\xi < \frac{H}{x}\}} \right) \right] + \beta U' \left(e^{H+y - \frac{x^2}{2}} \right) e^{H+y - \frac{x^2}{2}} \frac{N' \left(\frac{H}{x} \right)}{x}.$$

Then

$$m(x, y) = \frac{m^1(x, y)}{m^2(x, y)}.$$

Using Lemma A.2, we have

$$\begin{aligned} m_x^1(x, y) &= \mathbb{E} \left[(\xi - x) U'' \left(e^{x\xi + y - \frac{x^2}{2}} \right) e^{2(x\xi + y - \frac{x^2}{2})} \left(\beta \mathbb{1}_{\{\xi < \frac{H}{x}\}} + 1 \right) \right] \\ &\quad + \mathbb{E} \left[(\xi - x) U' \left(e^{x\xi + y - \frac{x^2}{2}} \right) e^{x\xi + y - \frac{x^2}{2}} \left(\beta \mathbb{1}_{\{\xi < \frac{H}{x}\}} + 1 \right) \right] \\ &\quad + \beta U' \left(e^{H+y - \frac{x^2}{2}} \right) e^{H+y - \frac{x^2}{2}} N' \left(\frac{H}{x} \right) \frac{xH_x - H}{x^2}, \\ m_y^1(x, y) &= \mathbb{E} \left[U'' \left(e^{x\xi + y - \frac{x^2}{2}} \right) e^{2(x\xi + y - \frac{x^2}{2})} \left(\beta \mathbb{1}_{\{\xi < \frac{H}{x}\}} + 1 \right) \right] \\ &\quad + \mathbb{E} \left[U' \left(e^{x\xi + y - \frac{x^2}{2}} \right) e^{x\xi + y - \frac{x^2}{2}} \left(\beta \mathbb{1}_{\{\xi < \frac{H}{x}\}} + 1 \right) \right] \\ &\quad + \beta U' \left(e^{H+y - \frac{x^2}{2}} \right) e^{H+y - \frac{x^2}{2}} N' \left(\frac{H}{x} \right) \frac{H_y}{x}. \end{aligned}$$

Similarly,

$$\begin{aligned} m_x^2(x, y) &= -\mathbb{E} \left[(\xi - x) U''' \left(e^{x\xi + y - \frac{x^2}{2}} \right) e^{3(x\xi + y - \frac{x^2}{2})} \left(1 + \beta \mathbb{1}_{\{\xi < \frac{H}{x}\}} \right) \right] \\ &\quad - \mathbb{E} \left[(\xi - x) U'' \left(e^{x\xi + y - \frac{x^2}{2}} \right) e^{2(x\xi + y - \frac{x^2}{2})} \left(1 + \beta \mathbb{1}_{\{\xi < \frac{H}{x}\}} \right) \right] \\ &\quad - \beta U'' \left(e^{H+y - \frac{x^2}{2}} \right) e^{2(H+y - \frac{x^2}{2})} N' \left(\frac{H}{x} \right) \frac{xH_x - H}{x^2} \\ &\quad + \beta (H_x - x) U'' \left(e^{H+y - \frac{x^2}{2}} \right) e^{2(H+y - \frac{x^2}{2})} \frac{N' \left(\frac{H}{x} \right)}{x} \\ &\quad + \beta (H_x - x) U' \left(e^{H+y - \frac{x^2}{2}} \right) e^{H+y - \frac{x^2}{2}} \frac{N' \left(\frac{H}{x} \right)}{x} \\ &\quad + \beta U' \left(e^{H+y - \frac{x^2}{2}} \right) e^{H+y - \frac{x^2}{2}} \frac{-\frac{H}{x} N' \left(\frac{H}{x} \right) \frac{xH_x - H}{x^2} - N' \left(\frac{H}{x} \right)}{x^2}, \end{aligned}$$

$$\begin{aligned}
m_y^2(x, y) &= -\mathbb{E} \left[U''' \left(e^{x\xi+y-\frac{x^2}{2}} \right) e^{3(x\xi+y-\frac{x^2}{2})} \left(1 + \beta \mathbb{1}_{\{\xi < \frac{H}{x}\}} \right) \right] \\
&\quad - \mathbb{E} \left[U'' \left(e^{x\xi+y-\frac{x^2}{2}} \right) e^{2(x\xi+y-\frac{x^2}{2})} \left(1 + \beta \mathbb{1}_{\{\xi < \frac{H}{x}\}} \right) \right] \\
&\quad - \beta U'' \left(e^{H+y-\frac{x^2}{2}} \right) e^{2(H+y-\frac{x^2}{2})} N' \left(\frac{H}{x} \right) \frac{H_y}{x} \\
&\quad + \beta (H_y + 1) U'' \left(e^{H+y-\frac{x^2}{2}} \right) e^{2(H+y-\frac{x^2}{2})} \frac{N' \left(\frac{H}{x} \right)}{x} \\
&\quad + \beta (H_y + 1) U' \left(e^{H+y-\frac{x^2}{2}} \right) e^{H+y-\frac{x^2}{2}} \frac{N' \left(\frac{H}{x} \right)}{x} \\
&\quad + \beta U' \left(e^{H+y-\frac{x^2}{2}} \right) e^{H+y-\frac{x^2}{2}} \frac{-\frac{H}{x} N' \left(\frac{H}{x} \right) \frac{H_y}{x}}{x},
\end{aligned}$$

where we have used the fact that $N''(z) = -zN'(z)$. Based on Lemmas B.5 and B.1, we have

$$\lim_{x \downarrow 0, y \rightarrow y_0} m_x^1(x, y) = 0 = \lim_{x \downarrow 0, y \rightarrow y_0} m_x^2(x, y).$$

Moreover

$$\begin{aligned}
\lim_{x \downarrow 0, y \rightarrow y_0} m_y^1(x, y) &= \begin{cases} U''(e^{y_0})e^{2y_0} + U'(e^{y_0})e^{y_0}, & 0 < \delta < 1, \\ (\beta + 1) (U''(e^{y_0})e^{2y_0} + U'(e^{y_0})e^{y_0}), & \delta > 1. \end{cases} \\
\lim_{x \downarrow 0, y \rightarrow y_0} m_y^2(x, y) &= \begin{cases} -U'''(e^{y_0})e^{3y_0} - U''(e^{y_0})e^{2y_0}, & 0 < \delta < 1, \\ -(\beta + 1) (U'''(e^{y_0})e^{3y_0} + U''(e^{y_0})e^{2y_0}), & \delta > 1. \end{cases}
\end{aligned}$$

Using (B.14) and

$$m_x(x, y) = \frac{m_x^1(x, y)m^2(x, y) - m^1(x, y)m_x^2(x, y)}{(m^2(x, y))^2}, \quad m_y(x, y) = \frac{m_y^1(x, y)m^2(x, y) - m^1(x, y)m_y^2(x, y)}{(m^2(x, y))^2},$$

we have

$$\lim_{x \downarrow 0, y \rightarrow y_0} m_x(x, y) = 0 \text{ and } \lim_{x \downarrow 0, y \rightarrow y_0} m_y(x, y) = m_y(0, y).$$

Thus, by Lemma A.3, the conclusion follows.

B.8 Proof of Theorem 3.10

For $\bar{\pi} = 0$, given $t \in [0, T)$, we have

$$\begin{aligned}
J(t, \bar{\pi}) &= g(0, 0) = 1, \\
J(t, \bar{\pi}^{t, \varepsilon, k}) &= g \left(\int_t^{t+\varepsilon} |\sigma^\top(s)k|^2 ds, \int_t^{t+\varepsilon} k^\top \sigma(s) \lambda(s) ds \right).
\end{aligned}$$

Using Lemma 3.2, we obtain

$$\lim_{\varepsilon \downarrow 0} \frac{g\left(\int_t^{t+\varepsilon} |\sigma^\top(s)k|^2 ds, \int_t^{t+\varepsilon} k^\top \sigma(s)\lambda(s) ds\right) - g(0, 0)}{\sqrt{\varepsilon}} = |\sigma^\top(t)k|c^*.$$

Therefore,

$$\lim_{\varepsilon \downarrow 0} \operatorname{ess\,sup}_{\varepsilon_0 \in (0, \varepsilon)} \frac{J(t, \bar{\pi}^{t, \varepsilon_0, k}) - J(t, \bar{\pi})}{\varepsilon_0} \leq 0.$$

Thus, $\bar{\pi} = 0$ is an equilibrium.

Suppose further that U is concave, by Lemma 3.2, g is C^1 in $(0, \infty) \times \mathbb{R}$. Let $\bar{\pi} \in \mathcal{D}$ be given by (3.1). In this case, g is differentiable at $(v(t), y(t))$ for all $t \in [0, T_0]$, where

$$T_0 = T_0(\bar{\pi}) \triangleq \inf\{t \in [0, T] : v(t) = 0\}.$$

Assume that $\bar{\pi}$ is an equilibrium. An analogue of Theorem 3.3 yields

$$a_t = -\frac{g_y(v(t), y(t))}{2g_v(v(t), y(t))}\lambda(t), \quad t \in [0, T_0].$$

Then v satisfies the following ODE:

$$v'(t) = -\left|\frac{g_y(v(t), y(t))}{2\sqrt{v(t)}g_v(v(t), y(t))}\right|^2 |\lambda(t)|^2 v(t), \quad t \in [0, T_0), \quad v(T_0) = 0.$$

By Lemma 3.2, $\left|\frac{g_y(v(t), y(t))}{2\sqrt{v(t)}g_v(v(t), y(t))}\right|^2$ is bounded. Thus, Gronwall's lemma gives that $v \equiv 0$, and consequently, $a \equiv 0$.

References

- M. Allais. Le Comportement de l'Homme Rationnel devant le Risque: Critique des Postulats et Axiomes de l'Ecole Americaine. *Econometrica*, 21(4):503–546, 1953.
- M. Andries, T. M. Eisenbach, and M. C. Schmalz. Horizon-dependent risk aversion and the timing and pricing of uncertainty (revised 2023). Staff Reports 703, Federal Reserve Bank of New York, 2014.
- A. Ang, G. Bekaert, and J. Liu. Why stocks may disappoint. *Journal of Financial Economics*, 76(3):471–508, 2005.
- P. Augustin and R. Tédongap. Disappointment aversion, term structure, and predictability puzzles in bond markets. *Management Science*, 67(10):6266–6293, 2021.

- M. Babiak. Generalized disappointment aversion and the variance term structure. *Journal of Financial and Quantitative Analysis*, pages 1–25, 2023. doi: 10.1017/S0022109023000364.
- D. Backus, B. Routledge, and S. Zin. Exotic preferences for macroeconomists. Working Paper 10597, National Bureau of Economic Research, June 2004. URL <http://www.nber.org/papers/w10597>.
- N. Barberis. Investing for the long run when returns are predictable. *The Journal of Finance*, 55(1):225–264, 2000.
- S. Basak and G. Chabakauri. Dynamic mean-variance asset allocation. *The Review of Financial Studies*, 23(8):2970–3016, 2010.
- T. Björk, A. Murgoci, and X. Y. Zhou. Mean–variance portfolio optimization with state-dependent risk aversion. *Mathematical Finance*, 24(1):1–24, 2014.
- T. Björk, M. Khapko, and A. Murgoci. On time-inconsistent stochastic control in continuous time. *Finance and Stochastics*, 21(2):331–360, 2017.
- Z. Bodie. On the risk of stocks in the long run. *Financial Analysts Journal*, 51(3):18–22, 1995.
- M. Bonomo, R. Garcia, N. Meddahi, and R. Tédongap. Generalized disappointment aversion, long-run volatility risk, and asset prices. *The Review of Financial Studies*, 24(1):82–122, 2011.
- M. Dahlquist, A. Farago, and R. Tédongap. Asymmetries and portfolio choice. *The Review of Financial Studies*, 30(2):667–702, 2017.
- M. Dai, H. Jin, S. Kou, and Y. Xu. A dynamic mean-variance analysis for log returns. *Management Science*, 67(2):1093–1108, 2021.
- T. M. Eisenbach and M. C. Schmalz. Anxiety in the face of risk. *Journal of Financial Economics*, 121(2):414–426, 2016.
- I. Ekeland and A. Lazrak. Being serious about non-commitment: subgame perfect equilibrium in continuous time. *arXiv preprint math/0604264*, 2006.
- I. Ekeland and A. Lazrak. The golden rule when preferences are time inconsistent. *Mathematics and Financial Economics*, 4(1):29–55, 2010.
- I. Ekeland and T. A. Pirvu. Investment and consumption without commitment. *Mathematics and Financial Economics*, 2(1):57–86, 2008.

- R. Ferland and S. Lalancette. Portfolio choices and hedge funds: a disappointment aversion analysis. *The European Journal of Finance*, 27(7):679–705, 2021.
- D. Fielding and L. Stracca. Myopic loss aversion, disappointment aversion, and the equity premium puzzle. *Journal of Economic Behavior and Organization*, 64(2):250–268, 2007.
- F. Gul. A Theory of Disappointment Aversion. *Econometrica*, 59(3):667–686, 1991.
- Y. Hamaguchi. Time-inconsistent consumption-investment problems in incomplete markets under general discount functions. *SIAM Journal on Control and Optimization*, 59(3):2121–2146, 2021.
- X. D. He and Z. L. Jiang. On the equilibrium strategies for time-inconsistent problems in continuous time. *SIAM Journal on Control and Optimization*, 59(5):3860–3886, 2021.
- C. Hernández and D. Possamai. Me, Myself and I: A general theory of non-Markovian time-inconsistent stochastic control for sophisticated agents. *Annals of Applied Probability*, 33(2):1196–1258, 2023.
- Y. Hu, H. Jin, and X. Y. Zhou. Time-inconsistent stochastic linear-quadratic control. *SIAM Journal on Control and Optimization*, 50(3):1548–1572, 2012.
- Y. Hu, H. Jin, and X. Y. Zhou. Time-inconsistent stochastic linear-quadratic control: Characterization and uniqueness of equilibrium. *SIAM Journal on Control and Optimization*, 55(2):1261–1279, 2017.
- Y. Hu, H. Jin, and X. Y. Zhou. Consistent investment of sophisticated rank-dependent utility agents in continuous time. *Mathematical Finance*, 31(3):1056–1095, 2021.
- V. E. Kontosakos, S. Hwang, V. Kallinterakis, and A. A. Pantelous. Long-term dynamic asset allocation under asymmetric risk preferences. *European Journal of Operational Research*, 312(2):765–782, 2024.
- Z. Liang, J. Xia, and F. Yuan. Dynamic portfolio selection for nonlinear law-dependent preferences. *arXiv: 2311.06745*, 2023a.
- Z. Liang, J. Xia, and K. Zhang. Equilibrium stochastic control with implicitly defined objective functions. *arXiv: 2312.15173*, 2023b.
- H. Liu and J. Miao. Growth uncertainty, generalized disappointment aversion and production-based asset pricing. *Journal of Monetary Economics*, 69:70–89, 2015.

- B. G. Malkiel. *A random walk down Wall Street: including a life-cycle guide to personal investing*. WW Norton & Company, 1999.
- R. C. Merton. Optimum consumption and portfolio rules in a continuous-time model. *Journal of Economic Theory*, 3(4):373–413, 1971.
- B. R. Routledge and S. E. Zin. Generalized Disappointment Aversion and Asset Prices. *The Journal of Finance*, 65(4):1301–1332, 2010.
- E. Saltari and G. Travaglini. Behavioral portfolio choice and disappointment aversion: An analytical solution with “small” risks. In G. I. Bischi, C. Chiarella, and L. Gardini, editors, *Nonlinear Dynamics in Economics, Finance and Social Sciences: Essays in Honour of John Barkley Rosser Jr*, pages 295–311. Springer Berlin Heidelberg, 2010.
- P. A. Samuelson. The long-term case for equities. *Journal of Portfolio Management*, 21(1):15, 1994.
- D. Schreindorfer. Macroeconomic tail risks and asset prices. *The Review of Financial Studies*, 33(8):3541–3582, 2020.
- C. M. Stein. Estimation of the Mean of a Multivariate Normal Distribution. *The Annals of Statistics*, 9(6):1135 – 1151, 1981.
- R. H. Strotz. Myopia and inconsistency in dynamic utility maximization. *The Review of Economic Studies*, 23(3):165–180, 1955.
- J. H. Yoon. Optimal portfolio selection under disappointment averse utility. *Available at SSRN 1526502*, 2009.