

CEDoc SIDD

Research Laboratory : SI2M

Doctoral thesis

Presented to obtain the degree of doctor

in Applied Mathematics

Presented by:

Mohammed Bazirha

Mathematical models and heuristics for the home health care routing and scheduling problem

Supervised by:

Pr. Abdeslam Kadrani

Pr. Rachid Benmansour

Defended on **December 29, 2022** at **INSEA-Rabat**

Jury:

Pr. Adil	Kabbaj	PES at INSEA-Rabat	President
Pr. Abdeslam	Kadrani	PES at INSEA-Rabat	Thesis Supervisor
Pr. Rachid	Benmansour	PH at INSEA-Rabat	Thesis Co-Supervisor
Pr. Rachid	Ellaia	PES at EMI-Rabat	Reviewer
Pr. Souad	El Bernoussi	PES at Faculty of Sciences Rabat	Reviewer
Pr. Youssef	Benadada	PES at ENSIAS-Rabat	Reviewer

Doctoral Studies Center "SCIENCE, ENGINEERING AND
SUSTAINABLE DEVELOPMENT" (CEDoc SIDD)

Research Laboratory : SI2M

Doctoral thesis in Applied Mathematics

Under the theme:

Mathematical models and heuristics
for the home health care routing
and scheduling problem

Prepared by:

Mohammed Bazirha

Supervised by:

Pr. Abdeslam Kadrani

Pr. Rachid Benmansour

Defended on **December 29, 2022** at INSEA-Rabat

Jury:

Pr. Adil	Kabbaj	PES at INSEA-Rabat	President
Pr. Abdeslam	Kadrani	PES at INSEA-Rabat	Thesis Supervisor
Pr. Rachid	Benmansour	PH at INSEA-Rabat	Thesis Co-Supervisor
Pr. Rachid	Ellaia	PES at EMI-Rabat	Reviewer
Pr. Souad	El Bernoussi	PES at Faculty of Sciences Rabat	Reviewer
Pr. Youssef	Benadada	PES at ENSIAS-Rabat	Reviewer

Academic year: 2021-2022.

Acknowledgment

Words cannot express my gratitude to my thesis supervisor Pr. **Abdeslam Kadrani** and my thesis co-supervisor Pr. **Rachid Benmansour** for their supervision as well as for their support, their relevant remarks and their encouragement.

Also, I have the honor to express my sincere thanks to the President Pr. **Adil Kabbaj**. I am also grateful to reviewers Pr. **Rachid Ellaia**, Pr. **Souad El Bernoussi** and Pr. **Youssef Benadada** for agreeing to be members of the jury, for the time they devoted to reading the report and for their remarks and comments that helped to improve the quality of the report.

Lastly, I would be remiss in not mentioning my family, especially my **parents**. Their belief in me has kept my spirits and motivation high during this process. I would also like to thank my **friends** and everyone who has encouraged me.

Dedication

To my parents

No words can express my love, respect and gratitude for your tenderness and the sacrifices you have made for my education and well-being.

To all my family members

For the love and affection they have given me throughout my life, for their sacrifice, their trust and their patience.

To anyone

Who has taught me to appreciate the essence of life.

I dedicate this work.

List of Abbreviations

HHC Home Health Care	
HHCRSP Home Health Care Routing and Scheduling Problem	
GA Genetic Algorithm	
GVNS General Variable Neighborhood Search	
NSGA-II Non-Dominated Sorting Genetic Algorithm II	
MOEA/D Multi-Objective Evolutionary Algorithm based on Decomposition	
VRPTW Vehicle Routing Problem with Time Windows	
SPR Stochastic Programming with Recourse	
VRP Vehicle Routing Problem	3
VNS Variable Neighborhood Search	20
TS Tabu Search	20
SA Simulated Annealing	20
MOEAs Multi-Objective Evolutionary Algorithms	90

Abstract

This thesis addressed the Home Health Care Routing and Scheduling Problem (HHCRSP), which is a class of workforce scheduling problems. The HHCRSP is an extension of the Vehicle Routing Problem with Time Windows (VRPTW) to which the constraints related to the Home Health Care (HHC) context are added. It aims to provide care services to patients at their homes instead of going to the hospital. We dealt with three different problems from the optimization viewpoint. In the first one, we considered a deterministic model to tackle the HHCRSP with multiple time windows, multiple services, their synchronization if they are required to be simultaneous and skill requirements. We proposed a new mathematical to solve this problem along with a General Variable Neighborhood Search (GVNS) based heuristic to solve large instances. In the second problem, we extended the deterministic model to cope with uncertainties in terms travel and service times. We proposed two Stochastic Programming with Recourse (SPR) models. In the first SPR model, we defined the recourse as a penalty cost for the tardiness of services and a remuneration for caregivers' overtime. In the second SPR model, we defined the recourse as skipping patients if their time windows should be violated. We embedded Monte Carlo simulation, which is used to estimate the expected value of recourse, into a Genetic Algorithm (GA) based heuristic to solve SPR models. In the last problem, we kept the multi-objective aspect of the deterministic model without aggregating its objective functions, and we used algorithms based on Pareto dominance to find the non-dominated solutions and then involve the decision-maker to select which one he prefers. Two approaches, Pareto and decomposition based, with multi-objective evolutionary algorithms are adopted to solve the HHCRSP. Three algorithms are implemented: Non-Dominated Sorting Genetic Algorithm II (NSGA-II), Multi-Objective Evolutionary Algorithm based on Decomposition (MOEA/D) and a hybrid NSGA-II with MOEA/D (hybrid) algorithm. Computational results highlighted the efficiency of GVNS to solve the deterministic model and the adequacy of the GA to be used with the simulation to solve the SPR model. For the multi-objective HHCRSP, computational results and performance measures inferred that the hybrid algorithm found solutions that better approximate the Pareto front while the MOEA/D algorithm solved instances faster in terms of CPU running times.

keywords: Mathematical modeling; Stochastic optimization; Multi-objective optimization; Home health care; Routing and scheduling; Multiple time windows; Synchronization; Meta-heuristics.

ملخص

تتناول هذه الأطروحة مشكل تحديد المسارات والجدولة الزمنية للرعاية الصحية المنزلية (HHCRSP)، وهي فئة من مشاكل الجدولة الزمنية للقوى العاملة. يعد HHCRSP امتدادًا لمشكل تحديد مسارات السيارات مع النوافذ الزمنية (VRPTW) والتي تُضاف إليها قيود تتعلق بسياق الرعاية المنزلية. يهدف HHCRSP إلى تقديم خدمات الرعاية للمرضى في منازلهم وتجنب التنقل إلى المستشفيات. تعاملنا مع ثلاث مشاكل مختلفة من منظور البحث عن الحل الأمثل. في الأول، اعتبرنا نموذجًا حتميًا لمعالجة HHCRSP بنوافذ زمنية متعددة، المهارات المطلوبة، وخدمات متعددة، ومزاممتها إذا كان مطلوبًا أن تكون الخدمات في أن واحد. لقد اقترحنا نموذجًا رياضيًا جديدًا و خوارزمية إرشادية تعتمد على البحث العام متغير الجوار (GVNS) لحل الحالات الكبيرة للمشكل. في المشكلة الثانية، قمنا بتوسيع النموذج الحتمي للتعامل مع عشوائية أوقات السفر والخدمة. اقترحنا نموذجين للبرمجة العشوائية مع الرجوع (SPR). في نموذج SPR الأول، حددنا الرجوع على أنه تكلفة جزائية لتأخر الخدمات ومكافأة عن العمل الإضافي لمقدمي الرعاية. في نموذج SPR الثاني، قمنا بتعريف اللجوء على أنه إلغاء زيارات المرضى الذين انتهكت نوافذهم الزمنية. قمنا بتضمين محاكاة مونت كارلو، والتي تُستخدم لتقدير القيمة المتوقعة للرجوع، في خوارزمية إرشادية تعتمد على الخوارزميات الجينية (GA) لحل النموذجين SPR. في المشكلة الأخيرة، احتفظنا بطبيعة النموذج الحتمي متعدد الأهداف دون تجميع دواله الهدف، واستخدمنا الخوارزميات القائمة على سيادة باريتو لإيجاد حلول غير مسودة وإشراك صانع القرار في اختيار الحل الذي يفضل. تم اعتماد نهجين، قائمين على باريتو وعلى التقسيم، مع خوارزميات تطويرية متعددة الأهداف لحل HHCRSP. تم تنفيذ ثلاث خوارزميات: التصنيف الجيني الغير المسود (NSGA-II)، الخوارزمية التطورية متعددة الأهداف القائمة على التقسيم (MOEA/D) وخوارزمية هجينة بين NSGA-II و MOEA/D. أبرزت النتائج الحاسوبية كفاءة GVNS في حل النموذج الحتمي ومدى ملاءمة GA لاستخدامها مع المحاكاة لحل نموذج SPR. بالنسبة إلى HHCRSP متعدد الأهداف، أبرزت النتائج الحاسوبية ومقاييس الأداء أن الخوارزمية الهجينة وجدت حلولًا تقارب بشكل أفضل حدود باريتو بينما قامت خوارزمية MOEA/D بحل الحالات بشكل أسرع من حيث مدة تشغيل وحدة المعالجة المركزية.

الكلمات الرئيسية: النمذجة الرياضية؛ الأمثلة العشوائية؛ الأمثلة متعددة الأهداف؛ الرعاية الصحية المنزلية؛ تحديد المسارات والجدولة الزمنية؛ نوافذ زمنية متعددة؛ التزامن؛ طرق إرشادية.

Résumé

Cette thèse traite le problème de routage et de planification des soins de santé à domicile (HHCRSP), qui est une classe de problèmes de planification de la main-d'œuvre. Le HHCRSP est une extension du problème de tournées de véhicules avec fenêtres de temps (VRPTW) auquel sont ajoutées des contraintes liées au contexte des soins à domicile. Il vise à fournir des services de soins aux patients à leur domicile et à éviter les déplacements vers les hôpitaux. Nous avons traité trois problèmes différents du point de vue de l'optimisation. Dans le premier, nous avons considéré un modèle déterministe pour traiter le HHCRSP avec des fenêtres de temps multiples, des services multiples, leur synchronisation s'ils doivent être simultanés et des compétences requises. Nous avons proposé un nouveau modèle mathématique et une heuristique basée sur la recherche générale à voisinage variable (GVNS) pour résoudre les grandes instances. Dans le deuxième problème, nous avons étendu le modèle déterministe pour faire face aux incertitudes en termes de temps de déplacement et de service. Nous avons proposé deux modèles de programmation stochastique avec recours (SPR). Dans le premier modèle SPR, nous avons défini le recours comme un coût de pénalité pour le retard des services et une rémunération pour les heures supplémentaires des soignants. Dans le second modèle SPR, nous avons défini le recours comme le fait de sauter des patients si leurs fenêtres de temps ne sont pas respectées. Nous avons intégré la simulation de Monte-Carlo, qui est utilisée pour estimer l'espérance du recours, dans l'heuristique basée sur l'algorithme génétique (AG) pour résoudre les modèles SPR. Dans le dernier problème, nous avons gardé la nature du modèle multi-objectif, sans agréger ses fonctions objectifs, et nous avons utilisé les algorithmes basés sur la dominance de Pareto pour trouver les solutions non dominées et impliquer par la suite le décideur pour choisir celle qu'il préfère. Deux approches, basées sur Pareto et sur la décomposition, avec des algorithmes évolutionnaires multi objectifs sont adoptés pour résoudre le HHCRSP. Trois algorithmes sont mis en œuvre : l'algorithme génétique de tri non dominé II (NSGA-II), l'algorithme évolutionnaire multi objectifs basé sur la décomposition (MOEA/D) et un algorithme hybride NSGA-II avec MOEA/D (hybride). Les résultats de calcul ont mis en évidence l'efficacité du GVNS pour résoudre le modèle déterministe et l'adéquation de l'AG à être utilisé avec la simulation pour résoudre le modèle SPR. Pour le modèle multi objectifs, les résultats de calcul et les mesures de performance ont montré que l'algorithme hybride a trouvé des solutions qui s'approchent mieux de la frontière de Pareto, tandis que l'algorithme MOEA/D a résolu les instances plus rapidement en termes de temps d'exécution du CPU.

Mots clés : Modélisation mathématique; Optimisation stochastique; Optimisation multi-objectifs; Soins à domicile; Routage et planification; Fenêtres de temps multiples; Synchronisation; Méta-heuristiques.

Résumé substantiel

Le domaine des soins de santé à domicile (HHC) est un domaine de recherche qui a pris ces dernières années un énorme essor et a fait l'objet d'une attention croissante en raison de l'augmentation de l'espérance de vie et du faible taux de natalité. Les HHC visent à fournir un large éventail de services aux patients à leur domicile, dans un environnement personnel [31]. Ces services permettront aux patients de vivre de manière autonome le plus longtemps possible, même en cas de blessure, de maladie, de vieillissement ou de maladie invalidante. Ils couvrent des soins médicaux, comme les soins infirmiers, la physiothérapie et l'orthophonie. Les services de HHC peuvent même concerner des tâches dans d'autres activités de la vie quotidienne des personnes âgées telles que les aider à manger, à s'habiller et se laver et autres tâches ménagères.

Le HHC est l'une des alternatives aux traitements hospitaliers classiques qui ont vu le jour grâce aux progrès techniques, organisationnels et thérapeutiques. Il était initialement destiné à réduire l'engorgement des hôpitaux pour certains patients. Ce type de soins est en plein développement et est de plus en plus demandé par les patients puisqu'il leur permet d'être traités à domicile. Le HHC devrait générer au moins trois avantages qui sont : la diminution des admissions à l'hôpital, la diminution de la durée d'hospitalisation et la possibilité pour les patients de rester à leur domicile et de recevoir des soins et de l'assistance [31].

Dans le rapport mondial sur le vieillissement et la santé de 2015, il était mentionné que les gens devraient vivre en moyenne jusqu'à 77 ans, dont 15 seraient passés avec une forme de handicap. Le rapport mentionne également que dans l'un des plus grands hôpitaux français, 20 % de tous les patients âgés de plus de 70 ans étaient significativement moins capables d'effectuer les tâches de base nécessaires à la vie quotidienne. En outre, la proportion de personnes âgées ne cesse d'augmenter dans les pays européens et devrait encore s'accroître dans les décennies à venir [94]; de même, les membres de la famille vivent plus souvent séparés les uns des autres [74].

Ces dernières années, les questions liées à la santé ont attiré l'attention d'un grand nombre de chercheurs. Leurs études sont menées non seulement du point de vue des techniques sociales et médicales, mais aussi du point de vue de l'optimisation. L'optimisation a concerné un large éventail de caractéristiques et de contraintes des opérations de soins de santé à domicile. Ces caractéristiques concernent l'organisation des soins à domicile, les soignants et les patients. Le HHCRSP est considéré comme une version étendue du problème de tournés de véhicules avec fenêtres de temps (VRPTW) auquel sont ajoutées des contraintes liées au contexte des HHC. Outre la définition des itinéraires des soignants, il s'agit également de définir leur affectation aux patients et de planifier leurs visites pour fournir les services demandés. Bien que les études précédentes aient traité un grand nombre de caractéristiques et de modèles, elles présentent encore certaines limites. La première limite dans les modèles déterministes qui sont bien étudiés par la communauté des chercheurs, est la non prise en compte des fenêtres des temps multiples. De plus, dans la plupart des études, les services multiples et leur synchronisation ne sont considérés que comme des services doubles par patient. De toute évidence, la combinaison de ces deux caractéristiques dans un même modèle n'a pas été envisagée jusqu'à présent. Par

conséquent, les modèles précédents (eg. [74, 1, 84, 49, 68]) deviennent impuissants de traiter le cas où les patients peuvent être disponibles dans différentes périodes et qu'ils demandent des services multiples.

La deuxième limite est l'incertitude des paramètres, tels que les temps de voyage et de service, qui sont rarement pris en compte dans le contexte des soins à domicile. Dans le monde réel, ces deux paramètres ne peuvent être déterministes et sont soumis à l'incertitude. Par conséquent, le calendrier prédéfini doit être révisé à chaque fois qu'un changement imprévu dans les situations pratiques est survenu. Autrement, si aucune action d'adaptation n'y est apportée, il est probable qu'il y aura des retards dans les services surtout pour les patients qui n'ont pas encore été visités. Cela qualifiera le service par de qualité médiocre, voire même un service à risque.

Une autre reproche pour ces modèles concerne leurs approches de résolution, qui utilisent souvent les techniques d'agrégation pour traiter le problème d'optimisation multi-objectif. Le souci concerne essentiellement les pondérations des fonctions objectifs qui doivent être connues a priori. L'affectation des poids à des objectifs contradictoires est une tâche confuse, le décideur doit être impliqué a posteriori pour sélectionner une solution préférée parmi l'ensemble des solutions non dominées.

Cette thèse vise à proposer de nouveaux modèles et approches pour surmonter les limitations susmentionnées dans le HHCRSP. Le premier objectif est de proposer un modèle déterministe général qui peut traiter simultanément un nombre arbitraire de services ainsi qu'un nombre arbitraire de fenêtres de temps pour chaque patient. Le second objectif est lié à l'incertitude des paramètres. Il vise à proposer une solution qui prend en compte l'incertitude des temps de déplacement et de service pour établir une planification robuste. Le troisième objectif est de développer des algorithmes qui peuvent fournir l'ensemble des solutions non dominées, puis impliquer le décideur a posteriori pour sélectionner la solution qu'il préfère.

La première contribution traite une version déterministe du HHCRSP où des nouvelles contraintes sont considérées, telles que les fenêtres de temps multiples, les services multiples par patient, leur synchronisation s'ils doivent être fournis simultanément, et les compétences requises. Dans une première version, on étudie le problème uniquement avec des fenêtres de temps multiples considérées comme flexibles, et on montre par une comparaison les avantages de l'utilisation de fenêtres de temps multiples. Ensuite, dans la version étendue, on propose un nouveau modèle où chaque patient peut demander plusieurs services qui peuvent être simultanés, ce qui implique la synchronisation des visites des soignants. Compte tenu de la complexité du problème, qui est NP-difficile, nous proposons une heuristique basée sur la recherche générale à voisinage variable (GVNS) pour résoudre les grandes instances dans un temps de calcul raisonnable.

La deuxième contribution aborde l'incertitude des temps de déplacement et de services qui peuvent survenir à tout moment dans les tournées des soignants. Deux modèles de programmation stochastique avec recours (SPR) sont proposés pour établir une planification robuste qui prend en compte de l'incertitude des paramètres. Dans le premier modèle, le recours est défini comme un coût de pénalité pour le retard des opérations de services et une rémunération pour les heures supplémentaires des soignants. Ce modèle tient compte de plusieurs services par patient et de leur synchronisation s'ils doivent être simultanés. Dans le deuxième modèle, le recours est défini comme le fait de sauter un patient si ses périodes de disponibilité ne sont pas respectées. Ce modèle suppose que les patients peuvent spécifier plusieurs fenêtres de temps, qui sont considérées comme fixes. La simulation de Monte Carlo est utilisée pour estimer la valeur de recours attendue pour les deux modèles, qui est intégrée dans l'algorithme génétique pour résoudre les deux modèles SPR.

La troisième contribution concerne le HHCRSP avec multi-objectifs résolu par les algorithmes conçus pour approcher la frontière de Pareto. On suppose que le décideur doit intervenir a posteriori pour sélectionner une solution parmi un ensemble de solutions non dominées. Trois objectifs sont optimisés simultanément. Il s'agit de minimiser les temps de déplacement et d'attente des soignants et d'équilibrer leur charge de travail. Des approches basées sur Pareto et la décomposition avec des algorithmes évolutionnaires multi-objectifs sont adoptées pour résoudre le HHCRSP avec des fenêtres de temps multiples. Trois algorithmes sont mis en œuvre à savoir: l'algorithme génétique de tri non dominé II (NSGA-II), l'algorithme évolutionnaire multi-objectif basé sur la décomposition (MOEA/D) et un algorithme hybride.

CONTENTS

Introduction	7
1 Literature review	12
1.1 Introduction	12
1.2 Home health care routing and scheduling problem	12
1.2.1 Related problems	13
1.2.2 Criteria considered in the home health care models	15
1.2.3 Constraints considered in the home health care models	16
1.2.4 Resolution methods	19
1.2.5 Positioning our contributions with respect to the state of art	20
1.3 Conclusion	24
2 Deterministic home health care routing and scheduling problem	25
2.1 Introduction	25
2.2 Home health care routing and scheduling problem with multiple soft time windows	26
2.2.1 Problem statement	26
2.2.2 Mathematical formulation	27
2.2.3 Variable neighborhood search	31
2.2.4 Numerical experiments	35
2.3 Home health care routing and scheduling problem with multiple hard time windows and multiple synchronized services	39
2.3.1 Problem statement	39
2.3.2 Mathematical formulation	40
2.3.3 Variable neighborhood search	44
2.3.4 Numerical experiments	47

2.4	Conclusion	54
3	Stochastic home health care routing and scheduling problem	56
3.1	Introduction	56
3.2	Stochastic home health care routing and scheduling problem with multiple syn- chronized services	58
3.2.1	Problem statement	58
3.2.2	Mathematical formulation	58
3.2.3	Genetic algorithm	62
3.2.4	Variable neighborhood search	66
3.2.5	Numerical experiments	66
3.3	Stochastic home health care routing and scheduling problem with multiple hard time windows	76
3.3.1	Problem statement	76
3.3.2	Mathematical formulation	76
3.3.3	Genetic algorithm	79
3.3.4	Numerical experiments	82
3.4	Conclusion	88
4	Multi-objective home health care routing and scheduling problem	90
4.1	Introduction	90
4.2	Multi-objective home health care routing and scheduling problem with multiple time windows	92
4.2.1	Problem statement	92
4.2.2	Solution approaches: multi-objective evolutionary algorithms	92
4.2.3	Numerical experiments	95
4.3	Conclusion	104
	General conclusion and perspectives	105

LIST OF TABLES

1.1	Constraints and assumptions considered in home health care problems.	21
1.2	Stochastic parameters considered in Vehicle Routing Problem (VRP) and HHCRSP problems	23
2.1	Example of solution encoding	32
2.2	Example of visiting order	35
2.3	example of caregivers' assignment to patients	35
2.4	Numerical results of tested instances	38
2.5	Example of solution encoding	44
2.6	Example of infeasible solution under the synchronization constraint	46
2.7	Tested instances details	48
2.8	Numerical results for instances with single service and single time window.	49
2.9	Numerical results for instances with multiple services and single time window.	50
2.10	Numerical results for instances with single service and multiple time windows.	51
2.11	Numerical results for instances with multiple services and multiple time windows.	52
2.12	Numerical results for small instances with varying the number of time windows from 1 to 3 and the percentage of patients requesting multiple services from 20% to 60%.	53
2.13	Numerical results for large instances with multiple services and multiple time windows.	53
2.14	Comparison between solutions found by the CPLEX solver and GVNS	54
3.1	Example of a solution	64
3.2	Example of mutation operators	64
3.3	Example of visiting order	66
3.4	example of caregivers' assignment to patients	66

3.5	Tuning parameters	67
3.6	Tested instances details	68
3.7	Results of solving the set <i>SS</i> instances with deterministic parameters.	71
3.8	Results of solving the set <i>MSS</i> instances with deterministic parameters.	72
3.9	Results of solving small instances (subsets <i>A</i> and <i>D</i>) with stochastic parameters using GA and GVNS based heuristics.	73
3.10	Results of solving medium and large instances with stochastic parameters using GA based heuristic.	74
3.11	Deterministic solutions with stochastic parameters and solutions found by the SPR model for the small instances.	75
3.12	Tested instances details	82
3.13	Numerical results of tested instances with single time window and deterministic parameters	86
3.16	Solution of instance <i>A5</i> with single time window and deterministic parameters	86
3.17	Solution of instance <i>A5</i> with single time window and stochastic parameters	86
3.14	Numerical results of tested instances with multiple time windows and deterministic parameters	87
3.18	Caregiver 1 starting and completion times for assigned patients considering the solution found by the deterministic model for instances <i>A5</i> with single time window	87
3.19	Caregiver 1 starting and completion times for assigned patients considering the solution found by the SPR model for instances <i>A5</i> with single time window	87
3.15	Numerical results of tested instances with stochastic parameters	88
4.1	Example of visiting order	93
4.2	example of caregivers' assignment to patients	93
4.3	Tuning parameters	97
4.4	Comparison between instances with one and two availability periods according to coverage set indicator	101
4.5	Comparison of algorithms according to hypervolume indicator, front size and CPU time.	102
4.6	Comparison of algorithms according to coverage set indicator.	103

LIST OF FIGURES

2.1	Example of switch neighborhood moves	34
2.2	Example of inter-swap neighborhood moves	34
2.3	Example of intra-shift neighborhood moves	34
2.4	Example of intra-swap neighborhood moves	34
2.5	Objective function values according to the number of time windows (TW)	38
3.1	Example of parents and an offspring	64
3.2	Example of caregivers' crossover operator	64
3.3	Example of patients' crossover operator	64
3.4	Comparison of solutions found by CPLEX, GVNS and GA for the instances of the set SS with deterministic parameters.	69
3.5	Comparison of solutions found by CPLEX, GVNS and GA for the instances of the set MSS with deterministic parameters.	69
3.6	Comparison of solutions found by CPLEX, GVNS and GA with deterministic parameters.	69
3.7	CPU running times elapsed to solve the first instance of each subset using the simulation embedded into GVNS for a single iteration.	73
3.8	Example of a parent and an offspring	80
3.9	Example of patients' crossover operator	80
3.10	Example of caregivers' crossover operator	80
3.11	CPLEX and GA solutions comparison for instances of the set STW with deterministic parameters.	84
3.12	CPLEX and GA solutions comparison for instances of the set MTW with deterministic parameters.	84

3.13	Comparison of the best-found solutions for the deterministic model according to time windows	84
3.14	Comparison of the best-found solutions for the SPR model according to time windows	85
3.15	Comparison of the best-found solutions with single time window according to type of model	85
3.16	Comparison of the best-found solutions with multiple time windows according to type of model	85
4.1	Hypervolume indicator for MOEA/D algorithm according to time windows (TW)	99
4.2	Hypervolume indicator for NSGA-II algorithm according to time windows (TW)	99
4.3	Hypervolume indicator for Hybrid NSGA-II with MOEA/D algorithm according to time windows (TW)	99
4.4	Comparison of algorithms for instances with one availability period according to hypervolume indicator	100
4.5	Comparison of algorithms for instances with two availability periods according to hypervolume indicator	100

INTRODUCTION

The HHC is an evolving research area that has received growing consideration in the recent years due to increasing life expectancy and low birth rates. It aims to provide a wide range of services to patients at their homes in a personal environment [31]. It will allow them to live autonomously for as long as possible even with an injury, illness, aging or disabling disease. It covers a wide range of services that may involve medical care, such as nursing, physical therapy, and speech therapy. It may include helping elderly individuals with activities of daily living such as eating, dressing, and bathing. It can also involve assistance with cooking, cleaning, and other housekeeping.

The HHC is one of the alternatives to classical hospital treatments that have arisen thanks to technical, organizational, and therapeutic progress. It was initially intended to reduce hospital overcrowding for some patients. This type of care is in full development and is increasingly requested by patients since it allows them to be treated at home. The HHC is expected to generate at least three advantages which are: a decrease in hospital admissions, a decrease in hospitalization duration and the ability for patients to remain in their homes and receive care and assistance [31].

Background and motivation

In the world report on ageing and health of 2015, it was mentioned that people are expected to live on average to 77 years, of which 15 would be spent with some form of disability. The report also mentions that in one of France's largest hospitals, 20 percent of all patients over the age of 70 were significantly less able to perform the basic tasks necessary for daily living. In addition, the proportion of older people is increasing steadily in European countries and is predicted to rise still further in the coming decades [94] as well as family members live more often separated from each other [74].

HHC issues have attracted the attention of a large number of researchers in recent years. Their studies are not only from the perspective of social and medical techniques, but also from the optimization viewpoint. The optimization has concerned a wide range of characteristics and constraints of HHC operations. These features concern the HHC organization, caregivers,

and patients. The HHCRSP is considered as an extended version of the VRPTW to which constraints related to the HHC context are added. In addition to defining caregivers' routes, it also involves their assignment to patients and scheduling their visits to provide the requested services.

We choose to deal with the HHCRSP to contribute in improving health care systems and patients' daily living. Thus, allowing people requiring care to be treated at home in order to avoid moving to hospitals and overcrowding them. The HHCRSP is considered as one of the constrained problems where limited resources must be optimized to satisfy the maximum of constraints. To achieve that, we aim to propose new models and heuristics to efficiently assign the limited number of caregivers to patients by optimizing one or more criteria taking into account many real-life constraints.

Research context

Although previous studies have dealt with a large number of features and models, they still have some limitations. The first limitation concerns deterministic models, which are well studied by the research community. In these models, multiple time windows are not considered. According to [31], it is interesting to define all periods in which patients will be available to receive care services. Furthermore, multiple services and their synchronization in most studies considered them only as double services per patient. In [85], the authors have conducted a survey of many French home care structures, which showed that patients need several care services per day. Therefore, the synchronization of services should be considered if a patient needs more than a caregiver to provide one or multiple simultaneous services such as dressing, bathing, getting out of bed and dosing medicine [84]. Obviously, combining the two features in the same model has not been considered so far. These previous models are powerless to deal with cases where patients can be available in many periods as well as if he requested multiple services. The second limitation is the uncertainty of parameters, such as travel and service times, which are less considered in the HHC context. In the real world, these two parameters cannot be deterministic and are exposed to uncertainty. Therefore, the predefined schedule should be revised whenever an unforeseen change in practical situations has occurred. Otherwise, if no adaptation action is taken, there will be delays in services, especially for patients who have not yet been visited. This could qualify the service as a poor quality, or even risky service. The last limitation for these models is related to their resolution approaches, which often use aggregation techniques in most studies to deal with the multi-objective optimization problem. The issue mainly concerns the weights of the objective functions that should be known a priori. Assigning weights to conflicting objectives is a difficult task, the decision maker needs to be involved a posteriori to select a preferred solution from the non-dominated solutions set.

Objectives, research questions and contributions

This thesis aims to propose new models and methods to overcome the aforementioned limitations in the HHCRSP. The first objective is to propose a general deterministic model that can simultaneously deal with an arbitrary number of services as well as an arbitrary number of

time windows for each patient. The second one is related to the uncertainty of parameters. It aims to propose a solution that takes into account the uncertainty of travel and service times to establish a robust planning. The third objective is to develop algorithms that can provide the non-dominated solutions set, then involve the decision maker a posteriori to select which solution he prefers.

In the first contribution, we dealt with a deterministic model where we considered new complicated constraints. In [7], we developed a new mathematical model to deal with multiple soft time windows with a maximum of earliness (E_{max}) and a maximum tardiness (T_{max}) of services. Patients could define all periods in which they are available to receive care services. A soft/flexible time windows would increase the chance of finding a feasible schedule as delays are accepted. However, any delay that occurs, in the case of hard/fixed time windows, the schedule becomes impractical and the company must resort to more caregivers (i.e. an additional cost) to keep a reasonable quality of service. The soft/flexible time windows proposed with E_{max} and T_{max} is a general case of hard/fixed time windows ($E_{max} = 0, T_{max} = 0$) and of soft/flexible time windows ($E_{max} = \infty, T_{max} = \infty$). We developed a GVNS based heuristic to reduce the computational time needed to solve the model. Computational results show that instances with multiple time windows are better optimized since the decision maker has many possibilities to schedule the visits. Since patients need several care activities per day [85], we extended the model to allow them to request many services with a possible synchronization of several ones. A strategy to select a time window for each patient and to ensure synchronization of simultaneous services, is proposed and combined with the GVNS-based heuristic. This strategy is mandatory since, for each patient, the selection of a time window could not be done independently of his availability periods. In fact, since a single period should be chosen to provide multiple services, this choice may be suitable for one caregiver but not for another. GVNS generates solutions (caregivers' routes and their assignment) while this strategy selects, for each patient, a time window and ensures the synchronization of simultaneous services.

In the second contribution [8, 9, 10], we dealt with two stochastic models where we considered the uncertainty of travel and service times parameters. We proposed two stochastic programming models with recourse to deal with the uncertainty. We estimated the expected value of recourse using Monte Carlo simulation since computing the expected real value by an explicit mathematical formula is very complex. We proposed a new stopping condition for the simulation, instead of just running it for a maximum number of iterations (100 iterations as in [91]), to find a good estimation of the expected real value. We embedded it into GA and GVNS based heuristics to solve the models with stochastic parameters. In the first SPR model [9], we dealt with the HHCRSP with multiple synchronized services. The objective is to minimize the transportation cost and the expected value of recourse. The recourse is defined as a penalty cost for patients' delayed services and a remuneration for caregivers' overtime. We show through numerical tests that GVNS is not suitable to be combined with the simulation to solve the SPR model and the adequacy of the GA since its parameters do not depend the problem parameters. In the second SPR model [10], we assumed that time windows are hard/fixed, which must be

respected without any earliness or tardiness. To ensure that the requested services are provided within patients' time windows, the recourse is defined as skipping patients when their time windows will be violated. To increase the chance of providing the maximum of services, patients can specify multiple time windows. The objective is to minimize the transportation cost and the expected value of recourse, which expressed as the average number of unvisited patients.

Dealing with multi-objectives using aggregation techniques imply involving the decision maker a priori to assign weights, which is a difficult task. To overcome this issue, the last contribution is related to the multi-objectives case where the decision maker is assumed to be involved a posteriori to select the solution he prefers from then non-dominated solutions set. We use Pareto and decomposition bases approaches with multi-objective evolutionary algorithms to simultaneously optimize three objectives trying to approximate the Pareto set. Minimizing caregivers' total traveling times (f_1) is more important than minimizing their transportation cost since the traveling time depends on road conditions, which will be higher if such conditions are poor. Waiting time (f_2) is considered to be unproductive [85] and must be minimized. It is assumed that caregivers are paid for their regular working time regardless of the amount of care they do [19]. To ensure fairness among caregivers, their workload must be balanced (f_3). Three algorithms are implemented: NSGA-II, MOEA/D and a hybrid NSGA-II with MOEA/D (hybrid) algorithm.

Road map

This manuscript is divided into four chapters. **Chapter 1** gives a literature review of the studies dealing with the routing and scheduling in home health care. We first focus on the travelling salesman problem and then the VRP and its variants since it is extended by the HHCRSP to cover the additional constraints related to health care. A review of the HHCRSP is done with a focus on objectives, constraints and resolution methods considered in the literature. The constraints are notably divided into three groups according to whether they concern the HHC organization, patients, or caregivers. Finally, we show some limitations in models and methods proposed by researchers and tackle it.

Chapter 2 deals with a deterministic version of the HHCRSP where new constraints are considered, such as multiple time windows, multiple services per patients, and the synchronization. In **section 2.2**, we study the problem only with multiple time windows, which are considered as soft/flexible, and we show through a comparison the advantages of using multiple time windows. Then in **section 2.3**, an extended version of the model is proposed where each patient can request many services that can be simultaneous, which involve the synchronization of caregivers' visits. Given the complexity of the problem, which is NP-hard, we propose a GVNS based heuristic to solve large instances in a reasonable computation time.

Chapter 3 addresses the uncertainty of travel and services times that may arise anytime in caregivers' routes. Two SPR models are proposed to establish a robust planning that takes into consideration the uncertainty of parameters. In **section 3.2**, the recourse is defined as a penalty cost for the tardiness of services operations and a remuneration for caregivers' overtime. This model takes into consideration multiple services per patient and their synchronization if they

are required to be simultaneous. In **section 3.3**, the recourse is defined as skipping a patient if his availability periods will not be respected. This model assumes that patients can specify multiple time windows, which are considered hard/fixed. Monte Carlo simulation is used to estimate the expected recourse value for both models, which is embedded into the GA to solve the two SPR models.

Chapter 4 deals with the multi-objective HHCRSP using algorithms designed to approach the Pareto front. It is assumed that the decision maker is to be involved a posteriori to select a solution from not dominated solutions set. Three objectives are simultaneously optimized which are: minimizing caregivers' travel and waiting times as well as balancing their workload. Approaches based on Pareto and decomposition with multi-objective evolutionary algorithms are adopted to solve the HHCRSP with multiple time windows. Three algorithms are implemented: NSGA-II, MOEA/D and a hybrid NSGA-II with MOEA/D (hybrid) algorithm.

This thesis is concluded by a general conclusion in which we summarize the work accomplished and the results obtained. Research perspectives are also proposed for the pursuit of our research works.

Publication and research activities

The following is a summary of the papers produced and published in the course of this thesis, listed in chronological order.

- M. Bazirha, A. Kadrani, and R. Benmansour. Optimization of the stochastic home health care routing and scheduling problem with multiple hard time windows. *International Journal of Supply and Operations Management*, 9(2):235–250, 2022.
- M. Bazirha, A. Kadrani, and R. Benmansour. Stochastic home health care routing and scheduling problem with multiple synchronized services. *Annals of Operations Research*, pages 1–29, 2021.
- M. Bazirha, A. Kadrani, and R. Benmansour. Scheduling optimization of the home health care problem with stochastic travel and care times. In *2020 5th International Conference on Logistics Operations Management (GOL)*, pages 1–8. IEEE, 2020.
- M. Bazirha, A. Kadrani, and R. Benmansour. Daily scheduling and routing of home health care with multiple availability periods of patients. In *International Conference on Variable Neighborhood Search*, pages 178–193. Springer, 2020.
- Bazirha, M., Kadrani, A., Benmansour, R.. Home Health Care Routing and Scheduling Problem with Multiple Time Windows and Multiple Synchronized Services. (**Preprint: submitted**)
- Bazirha, M., Kadrani, A., Benmansour, R.. Pareto and Decomposition Based Approaches for the Multi-Objective Home Health Care Routing and Scheduling Problem. (**Preprint: submitted**)

CHAPTER

1

LITERATURE REVIEW

1.1 Introduction

Workforce scheduling problems consist of defining the schedules of hourly workers to meet the demands in a workplace such as a restaurant, a hospital, or a retail store. It is also a matter of defining schedules so that the transition from one shift to another is smooth and the work remains continuous. In many scenarios in which workers must carry out tasks at different locations they require some form of transportation.

The workforce scheduling problem extends the travel salesman problem and VRP to include also scheduling of workforce in the case that workers must travel to carry out tasks at different locations. In [28], the authors presented four types of workforce scheduling problems that require some form of workers' transportation, which are: security personnel routing and rostering, scheduling technicians, manpower allocation and home health care. The HHCRSP is a type of workforce scheduling problem that is well-known and studied in the last years due to its importance for people in need of daily living services, our contributions are related to this problem.

1.2 Home health care routing and scheduling problem

The HHCRSP is class of workforce scheduling and routing problems (WSRPs) that extend the VRP to also include the scheduling of caregivers' visits to provide patients' requested services at different locations. Classical models and methods studied in the VRP are not suitable to be used in general for the WSRPs and in particular for the HHCRSP because it contains addi-

tional characteristics related to workers such as skills requirements, dependencies among tasks, working overtime and workload balancing... etc.

In the following we will present characteristics and constraints considered in the literature for the HHCRSP and then show some limitations related to the studies to tackle it. We start with related problems to the HHCRSP, then the most criteria considered in the literature, and then the constraints and features considered by researchers. The constraints are notably divided into three groups according to whether they concern the HHC organization, patients, or caregivers.

1.2.1 Related problems

Before going into greater detail about our contributions in the HHC context, it is important to situate the HHC problem in the global context of the vehicle routing problem. The latter problem is extended by the HHCRSP to cover the additional constraints related to health care context.

1.2.1.1 Travel salesman problem

The traveling salesman problem (also called TSP) is a combinatorial optimization problem, studied since the 19th century, is one of the most well-known in the field of operations research. It can be described as follows: Given a set of cities and the distance between every pair of cities, the problem is the challenge of finding the shortest and the most efficient route (Hamiltonian Cycle) for a person to take given a list of specific destinations (cities).

The TSP was mathematically formulated in the 1800s by the Irish mathematician W.R. Hamilton and by the British mathematician Thomas Kirkman. In 1954, Dantzig et al. [33] proposed a Mixed-integer linear program to solve the TSP. Garey et al. [51] have proved that the TSP is NP-hard. The TSP is divided into two categories. If the distance from one node to another is different from the inverse distance, the TSP is called asymmetric (ATSP). In symmetric TSP (STSP), this distance is the same. Sub-tours elimination constraints are the hardest to satisfy since their number increases exponentially and equals $2^{n-1} - 2$. Miller et al. [78] have proposed a new formulation to reduce the complexity of sub-tours constraints from $O(2^n)$ to $O(n^2)$.

1.2.1.2 Vehicle routing problem

The VRP is an extension of the TSP, where it deals with many vehicles. The problem is to define a tour for each vehicle to visit assigned customers. Each one has a start and an end location, which typically is the depot.

According to Braekers et al. [20], Dantzig et al. [33] were the first to introduce the VRP called "Truck Dispatching Problem". They proposed a formulation of the problem to optimize the total traveled distance that involves a fleet of homogeneous vehicle to serve the demand for oil of a number of gas stations from a central hub. A few years later, Clarke et al. [32] generalized this problem to a linear optimization problem commonly encountered in the field of

logistics and transportation. It is defined as follows: a set of customers geographically scattered around a central depot must be served by a fleet of vehicle with varying capacities.

The classical VRP, also known as the capacitated VRP (CVRP), it has been extended in many ways to cover additional real-life constraints or features, which has led to a large number of variants of VRP. In the case of vehicles with varying capacities, the extended version is described in the literature as the heterogeneous fleet VRP (HFVRP), also known as the mixed fleet VRP. Each vehicle has a different capacity, the problem is how to assign customers to vehicles in such way that the constraint of vehicle capacity is respected along its route.

Another well-studied variant is the VRP with time windows (VRPTW). This variant assumes that deliveries to a given customer must occur within a certain time interval, which varies from customer to another. These time windows could be considered as hard/fixed or soft/flexible. In the first case, deliveries must respect the time interval, which the customer has specified without any earliness or tardiness. However, in the second case, time windows could not be respected, and delays can be accepted with a penalty cost. Others studies such as [12, 45] have considered Multiple Time Windows for the VRP, customers are supposed to be available in many periods, which they prefer.

The VRP with deliveries and pickups (VRPDP) [88] extends the VRP in such way to allow the transportation of goods from a depot to customers as well as from customers to the depot. It is defined in [88] as follows: A fleet of vehicles is available with a given capacities, a start location, and an end location. Each request is defined by the size of load to be transported, the origins and the destinations. The origins denote the locations where goods will be picked up and the destinations denote where the goods will be delivered. Each load has to be transported by one vehicle from its origin location to its destination location without any transshipment to others locations. VRPDP is an important logistics problem that has many applications, mainly in reverse logistics. An increasingly environment-friendly population implies more collection of recyclable goods. Also, companies are increasingly aware of the savings that can be made by combining deliveries and collections.

The VRPDP has also many variants such as: The VRP with backhauling (VRPB), also known as the linehaul-backhaul problem. Linehaul (delivery) points are locations that will receive a quantity of goods. Backhaul (pickup) points are locations that send a quantity of goods. The critical assumption is that all deliveries must be made on each route before any pickups can be made. The VRP with mixed deliveries and pickups (VRPMDP) does not make the above assumption and allows deliveries and pickups to occur in any order on a vehicle route. In the VRP with simultaneous deliveries and pickups (VRPSDP), the customers simultaneously have delivery and pickup demand and the vehicles makes a single stop to both deliver and pick up goods.

The multiple depot VRP (MDVRP) is an extension of the classic VRP. In its original version, VRP considers only one depot from which a fleet of vehicles departs and ends its tour. In the MDVRP, the fleet of vehicles is assigned to multiple depot locations. Each vehicle comes from a depot to serve assigned customers will return to the same depot.

The periodic VRP (PVRP) is a variation of the classic VRP in which delivery routes are constructed for over a period of time (for example, multiple days). The PVRP was introduced by Beltrami et al. [13] and has evolved into a large body of works, with many interesting variants and applications emerging in recent years. The PVRP occur in a wide range of applications, such as elevator maintenance and repair, courier services, vending machine replenishment and the collection of waste [47].

Despite a vast literature concerning the VRP and its variants, it is however very difficult, if not impossible, to apply studied cited above on workforce scheduling problems in general and particularly for the home health care routing and scheduling problem. Indeed, workforce scheduling problems is a specific case of application bringing new constraints, which requires an adapted modeling and methods of resolution.

In the following, we will present the scientific literature specific to workforce scheduling problem that involve the transportation of workers in the HHC context addressed in this work.

1.2.2 Criteria considered in the home health care models

Finding the optimal program with respect to a set of constraints implies the optimization of one or more criteria. Otherwise, the problem is reduced to constraint satisfaction, which seeks a feasible solution according to a set of constraints to be satisfied. According to [31], four main types of criteria are the most objective functions tackled in the literature, which are: minimize caregivers' transportation cost, minimize the number of unassigned services, minimize the number of caregivers and maximize satisfaction.

Approximately 90% of papers [31] consider the transportation cost as a criteria to be optimized, which often is expressed as the sum of distances traveled or the travel time incurred by caregivers. Minimize the number of unassigned services arises when the HHC company may not have sufficient caregivers to provide all services requested by patients. To overcome this issue, the company can subcontract to another HHC company these unassigned services with a cost, which is always higher than the cost incurred by the provider if it is performed internally. Some studies such as [58, 3, 61] considered minimizing the number of caregivers as a criteria. The HHC company must be flexible to adjust the number of caregivers on the routes each day [31].

Maximize the satisfaction involve both caregivers and patients. For patients, this goal can be achieved, for example, by respecting their availability periods, which could be as hard/fixed time windows [2, 5, 70, 85], or soft/flexible [59, 74, 80, 99]. In the first case, providing services to patients must be done without any earliness or tardiness. In the second case, a penalty cost is considered for any earliness or tardiness. Another example of considering patients' satisfaction is related to their preferences regarding caregivers. A patient may prefer a caregiver over others, especially in the case of continuity of care where patient may be visited several times. Therefore, he can prefer visited by the same caregiver. Gender and language are some examples of preferences.

Caregivers' satisfaction is modeled as balancing their workload, which is the main crite-

tion considered in the literature [31]. The decision maker has to ensure that caregivers have worked in a balanced way by avoiding gap between them in terms of workload. This goal could be achieved by balancing the number of services assigned to each caregiver or balancing the working time in such way that amount of time worked by each caregiver must be close to each other. Balancing the number of services assigned to each caregiver would only be effective if all services have very close processing times. The decision maker also should consider the unavailability of caregivers, especially in the case of a medium- or long-planning horizon [80, 105, 6]. Workday preferences, vacations, days off or sick leaves are some examples used in the literature that motivate using the unavailability of caregivers constraint in the studies [31].

When many criteria are considered and must be simultaneously optimized, aggregation techniques are the most used in the literature. In [40], a lexicographical order is used to solve a bi-objective problem that aims to maximize the service level and to minimize caregivers' traveling distance. This approach is based on a priori knowledge of some decision maker preferences to establish the lexicographic order, which is not a simple task. Few studied adopted Pareto approach to deal with the multi-criteria such as [44, 37, 19]. As far as we know approaches based on indicator and decomposition are not used so far in the HHC context.

1.2.3 Constraints considered in the home health care models

HHC issues have attracted the attention of a large number of researchers in recent years. Their studies are not only from the perspective of social and medical techniques, but also from the optimization viewpoint [91]. A significant diversity among features are considered in the existing HHCRSP models to deal with the characteristics and constraints of HHC operations. According to [31], these features can be divided into three groups, depending on whether they are related to the HHC service organization, patients, or caregivers.

1.2.3.1 Constraints related to the HHC organization

The constraints related to the HHC organization could be divided into three groups according to [31], which are: temporal, assignment, and geographic constraints.

In temporal constraints, two characteristics are to be considered when the decision maker defines caregivers' schedule. The first one is the planning horizon that could be considered as short, medium, or long term. The length of the planning horizon considered in the HHCRSP models has been often one day [74, 84, 2, 99] or one week [5, 6]. In [105], a planning horizon of four weeks has been considered. The second one is the frequency of routing decision, which refers to how many times the decision maker repeat the routing decision within the planning horizon. The long-term horizon is affected by new patients entering the system continuously and therefore the conditions of previously admitted patients and the availability of caregivers change. Therefore, either the routing decisions can be changed at fixed time intervals or the update can be done when certain conditions are met [31].

In assignment constraints, which are largely related to the continuity of care, also called

patient–nurse loyalty in [80] or employee regularity [50], patients must be visited by the same caregiver and during approximately the same time. Care services can be performed for patients under full, partial or no continuity of care, which avoid losses of information among caregivers [31] and builds a relationship of confidence with patients [48]. In the first case, a patient assigned to one and only one caregiver who is responsible for his/her care. The second case usually occurs when a patient requires more than one type of care. A reference caregiver can be affected, as in the case of full continuity of care, to coordinate providing the requested services by other caregivers. In the last case, the decision maker does not need to consider the previous information related to the caregiver–patient assignment.

The dispersion of patients in a geographic area may let the decision maker to cluster the existing teams into districts based on relevant criteria such as territory, caregiver skills, and patient needs. Such a district-based approach allows to reduce travel times in caregivers' routes within an assigned district and lets to form smaller care teams that can be easily managed. In the single-district case, the decision maker does not split caregivers into smaller clusters, which is the simplest way of managing teams and is considered in [74]. However, in the case of multiple districts [40, 43, 65], a caregiver is assigned to a geographical area or a subset of areas and may only serve patients within districts in which he is assigned.

Other types of HHC services rather than classical ones have been considered in the literature, which are related to geographic constraints. These services include collecting biological samples and/or delivery of drugs or materials. Problems including these type of services such as [63, 22, 69] are similar to VRP with pickup and delivery. Locations where pickup and delivery services are performed must be included into the parameters considered in the HHCRSP models, where routes are optimized considering these locations. The HHC center, medical laboratories, pharmacies and chemotherapy/radiotherapy centers are some examples of these locations [31] that deliver these services.

1.2.3.2 Constraints related to patients

HHC companies deal with a wide range of service types, each one define the nature and frequency of its visit. In the literature, regarding constraints on the frequency of visits, some authors assume that a patient needs to be visited once a day [59] or once a week [5]. However, other studies consider a patient can be visited several times a day [84] or a week [80]. These later cases arise when patients usually require multiple services. The services may have a temporal dependency (e.g. [85, 74, 84]) if they must be provided on the same day. Some studies consider synchronized services, which arise when a patient need more than a caregiver to perform his requested services. For instance, overweight patient requires two caregivers to lift him/her. Other studies consider also disjunction among services, which must not performed simultaneously. For example, physical therapy cannot be delivered while a blood sample is collected.

Most studies consider a single availability period for each patient in which he will be available to receive caregiver(s). As described in the VRPTW, studies in HHCRSP also consider

time windows as hard/fixed time [2, 5, 70, 85] or soft/flexible [59, 74, 80, 99]. In the first case, patients' availability periods must be respected without any violation while in the second case, these time windows can be violated with a penalty cost. In [16], the authors assign to each patient two time windows, the first one is soft/flexible that is included the second one, which is hard/fixed. Some studies such as [105, 98] consider patients' preferences where a caregiver cannot be assigned to a patient for gender incompatibility or personal reasons.

In terms of geographic constraints, most studies consider Euclidean distances between patients' locations for experiments [31]. Some studies compute travel times based on a geographic information system [11]. Studies such as [59, 86] have considered a multi-modal transportation network, where caregivers can take three main modes of transportation between patients' homes, which are: car, walking and public transportation. Travel times between patients can change significantly according to the time of day, e.g., rush hour or off-peak times. Therefore, Rest and Hirsch [87] have considered a model that takes into account time-dependent travel times.

1.2.3.3 Constraints related to caregivers

Most HHCRSP studies consider a predefined working time for caregivers during which they will visit patients to provide their requested care services in their homes. Caregivers' availability is either considered as hard/fixed [85, 70, 19] or soft/flexible [98]. In the first case, caregivers' overtime is not allowed and exceeding the predefined working time of a caregiver is considered as an infeasible solution. However, in the soft/flexible case, caregivers' extra working times is allowed with a penalty cost in the objective function.

Breaks are also considered in the literature for caregivers, for instance, to take lunch and some rest. They should be programmed into the caregivers' routes by defining the start and end of the break as well as its duration. The break can be considered by forcing the caregiver to take a break either within a specific time interval [99, 70], or when a certain route length is reached [97].

Caregivers' assignment must respect skill (also called qualification) requirements [74, 19, 68, 59, 40] while providing a specific service. Three formulations are used in the literature: The first one is to assign a single qualification for each caregiver. The second approach is to assign several skills for each caregiver, which is more general. And the third case that is based on level of qualification, which represents the minimum level for a caregiver to provide a requested service.

Caregivers are paid for their regular working time regardless of the amount of care they do. To ensure equity among them, the decision maker may consider caregivers' workload balancing while assigning them to patients. Ensure a perfect balance of the workload among caregivers is difficult if it not impossible task, thus this constraint is considered as a soft and generally embedded in the objective function.

Like the MDVRP, the HHCRSP studies also consider multiple HHC centers, but most of them assume a single center from which caregivers begin and end their tours. In [98], the

authors proposed three types of starting and ending locations for caregivers which are: 1) caregivers start and finish at the HHC center; 2) caregivers start and end their tours at home; 3) and caregivers start and end their tours at home, but working time do not include travel times between caregivers' homes and patients. In [5], the authors dissociated the starting and ending depots for each caregiver, which is more generic and cover both single and multiple depots.

1.2.4 Resolution methods

In the following, we will present the different solution methods used in the literature to solve the HHCRSP.

1.2.4.1 Exact methods

Exact methods guarantee to reach the optimal solution for a given problem. However, the solving algorithms have an exponential complexity, which increases with the problem size. Therefore, they can only solve instances of limited size, depending on the nature of the problem. In addition, they are used to benchmark approximate methods and analyze their behavior on optimal solutions. In the literature, studies that used exacts methods are: branch-and-price [84], column generation [106] and branch-and-cut-and-price [100].

1.2.4.2 Approximate methods

Since exacts methods are powerless to reach the optimal solution or even a feasible one for large instances, approximate methods have been used widely by the community of researchers to overcome exact methods limitation. The approximate methods are more flexible as they allow to control the stopping criteria: maximum number of iterations, maximum CPU running time or maximum number of no-improvement over the best solution. However, they do not guarantee to reach the optimal solution, but at least they are able to find a feasible one in a reasonable computational time.

In the literature, there are a wide variety of approximate solution methods. Heuristics that are problem-dependent and meta-heuristics are problem-independent techniques that can be applied to a broad range of problems.

Regarding heuristics used in the literature, Redjem et al. [85] defined a heuristic with two-phases. The first one is to search the optimal tours by calculating for each caregiver the shortest travel duration. The second one is to introduce the precedence and the synchronization constraints. Cire et al. [30] proposed a heuristic adaptation of logic-based Benders decomposition to solve the HHC problem. A greedy heuristic enhanced by constraint programming (CP) is used to solve the Benders master problem. Bowers et al. [18] modified the Clarke-Wright algorithm [32] to include additional components in the "saving", which are the continuity of care and the satisfaction of patients' preferences

Concerning meta-heuristics, a very large number of them are applied to the HHC problem. These methods can broadly divided into three groups: 1) single solution methods such

as Variable Neighborhood Search (VNS), Tabu Search (TS) and Simulated Annealing (SA) [74, 1, 49, 98, 69]; 2) population-based methods such as GA, particle swarm optimization (PSO) [2, 69] and 3) hybrid methods such as [69, 23, 16, 19]. The first group is very good in exploitation, which ensures the searching of optimal solutions within the given region while the second group is known to be good in exploration, which allows the algorithm to reach different promising regions of the search space. The third group try to combine several methods to benefice from their advantages such as combining exacts methods with heuristics or combine single solutions methods with population-based methods to have both a good exploration and exploitation.

1.2.5 Positioning our contributions with respect to the state of art

We have summarized above the criteria and constraints considered in the HHCRSP studies. These features are further detailed in the following literature reviews [31, 56, 46]. In [81], the authors presented a review of the general problem of resource constrained routing and scheduling, which has a wide range of applications, such as: forest management, installations maintenance and repairs, airport operations and home health care.

In addition, the HHCRSP extends the VRPTW to cover the additional constraints related to HHC. Drexl et al. [39] reviewed the different type of synchronization constraints in the VRP. Vidal et al. [103] presented a survey of heuristics used in the literature for multi-attribute vehicle routing problems. In the following, we focus on studies that have considered time windows, multiple services, their synchronization if they are to be performed simultaneously. Then, we propose three types of models: deterministic, stochastic, and multi-objectives to address the HHCRSP.

1.2.5.1 A deterministic version of the HHCRSP

Requested services must be provided within patients' time windows to respect their availability periods. The decision maker should respect as much as possible these periods when scheduling patients' visits. Two types of time windows are considered in the literature: hard/fixed time windows [2, 5, 70, 85], or soft/flexible [59, 74, 80, 99]. In the first case, the decision maker has to schedule the visit within the time window without any earliness or tardiness of services. In the second case, time windows could not be respected, and delays can be accepted with a penalty cost. Some services are bound to specific times of the day (e.g. serving meals or medicine intakes) and are considered as mandatory requests with hard/fixed time windows. However, some services, such as cleaning or bathing, could be considered soft or flexible services, thus allowing the patient to specify multiple time windows in which he will be available to receive them. But, most studies in HHC context, consider only a single time window per patient and it is interesting to consider them as multiple defining all periods in which patients will be available to receive care services [31].

Table 1.1: Constraints and assumptions considered in home health care problems.

Reference	App	# objs	Skills	TW	MTW	Syn	Horizon
Duque et al. [40]	LO	2	–	–	–	–	Long
Breakers et al. [19]	PA	2	✓	✓	–	–	Short
Fathollahi et al.[44]	PA	2	–	✓	–	–	Long
Liu et al. [70]	LA	2	–	✓	–	–	Short
Nickel et al. [80]	LA	4	✓	✓	–	–	Long
Trautsamwieser et al. [99]	LA	7	✓	✓	–	–	Short
Hiermann et al. [59]	LA	13	✓	✓	–	–	Short
Shi et al. [90]	LA	2	✓	✓	–	–	Short
Frifita et al. [49]	–	1	–	✓	–	✓	Short
Lin et al. [68]	LO	5	✓	✓	–	✓	Short
Decerle et al. [36]	LA	2	–	✓	–	✓	Short
Bredstrom et al. [23]	LA	2	–	✓	–	✓	Short
Redjem et al. [85]	LA	2	–	✓	–	✓	Short
Mankowska et al. [74]	LA	3	✓	✓	–	✓	Short
Rasmussen et al. [84]	LA	3	✓	✓	–	✓	Short
Affi et al. [1]	LA	3	✓	✓	–	✓	Short
Parragh et al. [83]	LA	2	✓	✓	–	✓	Short
Hà et al. [57]	–	1	–	✓	–	✓	Short
Dohn et al. [38]	–	1	–	✓	–	✓	Short
Our model	LA	2	✓	✓	✓	✓	Short

Abbreviations: **App** (Approaches), **LA** (Linear aggregation), **PA** (Pareto based), **LO** (Lexicographical order), "**# objs**" is the number of objectives considered. Columns: **Skills**, **TW** (time windows), **MTW** (multiple time windows) and **sync** (synchronization of services) express if these constraints are considered in studies (✓) or not(-).

Redjem et al. [85] conducted a survey of many French home care structures, which showed that patients need several care services per day. Therefore, the synchronization of services should be considered if a patient needs more than a caregiver to provide one or multiple simultaneous services such as dressing, bathing, getting out of bed and dosing medicine [84]. For example, an overweight patient might need two people to lift her or him. Moreover, the arrival of caregivers at different times will disrupt patients and increase the time needed to provide requested services. However, starting at the same time could provide the requested services within an optimal time, which is obviously equal to the time devoted to process the longest of these services. The synchronization becomes more complicated with the limited number of caregivers. Starting time of visits cannot be independently scheduled from the other routes [31], which increases the complexity of the problem.

For the deterministic version, we focus on studies dealing with multiple services, their syn-

chronization and multiple time windows. Table 1.1 shows that only few studies that consider synchronization of services [85, 74, 84, 23, 37, 49, 68]. However, most of these studies consider the synchronization only for double services. Redjem et al. [85] considered the synchronization between multiple services, but patients are supposed to be assigned to caregivers. Moreover, most studies assign to each patient a single time window in which he would be available to receive care services.

In the first step, we consider the HHCRSP with multiple times windows. We propose a new mathematical model as well as a GVNS based heuristic to solve large instances. We show through a comparison the advantage of using multiple time windows for patients then we generalize the model to deal with multiple services and their synchronization if they are required to be simultaneous.

1.2.5.2 A stochastic version of the HHCRSP

Several models and methods have been proposed in the literature to deal with the HHCRSP but most of them are deterministic and generally less robust. The predefined schedule should be adapted for any change in practical situations. Otherwise, there will probably be delays in the services for patients who have not yet been visited, which will cause their dissatisfaction. Travel and service times are critical elements in the planning, any change could affect the overall planning and service quality would be poor or even risky. The uncertainty in travel times may be due to common factors such as varying road conditions, driving skills and weather conditions [90]. However, the service time is not always fixed as estimated due to practical reasons, such as diagnosing time and parking situations [90].

Most previous efforts have been focused on studying the VRP with stochastic parameters such as demands, travel and service times [66, 67, 95, 96, 72, 42, 75, 77]. But there are only a few works that have dealt with the HHCRSP with stochastic parameters (e.g., [91, 90, 106, 8]) (see Table 1.2). These studies only consider a single availability period as well as a single service operation per patient and no study, as far as we know, has used multiple time windows or multiple services for patients for the stochastic HHCRSP. In the following we propose two SPR models to deal with the uncertainty in travel and service times.

In the first SPR model, we assume that patients can request multiple services, which involve assignment of several caregivers to perform these services. In addition, if a patient requested simultaneous services, caregivers must start at the same time, which involve the synchronization. It will be hard to respect patients' time windows, especially if simultaneously services are requested. Therefore, the recourse is defined as penalty cost for patients' delayed services and a remuneration for caregivers' overtime.

In the second SPR model, we assume that time windows are hard/fixed, which must be respected without any earliness or tardiness. To ensure that that requested services are provided within patients' time windows, the recourse is fixed as skipping patients when their time windows will be violated. To increase the chance of providing the maximum of services, patients are allowed to specify multiple time windows.

Table 1.2: Stochastic parameters considered in VRP and HHCRSP problems

Reference	Stochastic parameters	Problem
Laporte et al. [66]	Travel times	VRP
Li et al. [67]	Travel and service times	VRP
Taş et al. [95, 96]	Travel times	VRP
Errico et al.[42]	Service times	VRP
Marinaki et al.[75]	Demands	VRP
Luo et al.[72]	Demands	VRP
Mendoza et al.[77]	Demands	VRP
Yuan et al. [106]	Service times	HHCRSP
Shi et al.[91, 90]	Travel and service times	HHCRSP

1.2.5.3 A multi-objective version of the HHCRSP

Most studies transform multi-objective problems into a mono-objective case using aggregation techniques (see Table 1.1). Assigning weights to conflicting objectives is a confusing task and requires the decision maker's experience and knowledge of the problem. In addition, a sensitivity analysis of weights should be conducted, which makes the process of solving multi-objective problems more complicated. Duque et al. [40] used a lexicographical order to solve a bi-objective problem that aims to maximize the service level and to minimize caregivers' traveling distance. This approach is based on a priori knowledge of some decision-maker preferences to establish the lexicographic order, which is not a simple task.

Few studies [19, 37, 44] have dealt with the multi-objectives case in the HHC context by using methods based on the concept of Pareto dominance to approximate the Pareto front. Dercerle et al. [37] proposed a memetic algorithm for multi-objective optimization of the HHC problem, which is a hybridization of NSGA-II with the multi-directional local search (MDLS) [101]. Three objectives were proposed to be optimized, which are minimizing caregivers' total working time, maximizing the quality of service and minimizing the maximal working time difference among caregivers. Braekers et al. [19] proposed a heuristic embedding a large neighborhood search heuristic in a MDLS framework to solve a bi-objective problem. The two objectives considered are the costs and clients' inconvenience. Fathollahi et al. [44] worked on the bi-objective HHCRSP considering patients' satisfaction for a fuzzy environment. Jimenez's approach is used to deal with the fuzzy parameters in the objectives and constraints. The authors implemented NSGA-II, social engineering optimizer (SEO) and simulated annealing algorithms to solve the bi-objective HHCRSP.

As presented above, there is so far no work that has been proposed to solve multi-objective problems in the HHC context using the MOEA/D algorithm. In this work, we adopt the Pareto and decomposition based approaches to deal with the multi-objective HHCRSP. According to [107], it is very time-consuming, if not impossible, to obtain the entire Pareto front for most

multi-objective problems. In addition, the decision maker may not be interested in having all Pareto optimal solutions. MOEA/D algorithm solves multi-objective problems faster since ranking solutions based on Pareto dominance is not used. This study deals with three objectives so NSGA-II algorithm remains efficient for this kind of optimization problems. According to [102], efficiently combining dominance and decomposition based approaches can result in high performance many objective optimizers. MOEA/D, NSGA-II and the hybrid NSGA-II with MOEA/D algorithms are used to approximate the Pareto front, in other words, find the non dominated solutions set.

1.3 Conclusion

In this chapter, we have presented a review of the extensive literature related to the VRP as well as the home health care routing and scheduling problem.

The literature review shows that studies have been not considered the multiple time windows for patients as well as most of them have dealt with the synchronization only of double services. Most models proposed in studies are deterministic and powerless to deal with the uncertainty that can arise any time in parameters such as demand, travel and service times. In addition, aggregation techniques are used by most of researchers when multi-objectives need to be simultaneously optimized.

Finally, we presented our contributions in relation to the existing literature. To give more flexibility to decision makers, we dealt with three different problems from the optimization viewpoint: deterministic, stochastic, and multi-objectives. The next three chapters of this thesis are devoted to present our contributions.

CHAPTER

2

DETERMINISTIC HOME HEALTH CARE ROUTING AND SCHEDULING PROBLEM

2.1 Introduction

In this chapter, we study the HHCRSP with particular interest in time windows, skills requirement and synchronization constraints. As presented in the previous chapter, the HHCRSP is subject to many variants and extensions. Among the most frequently considered constraints are time window and synchronization constraints.

In the literature, most studies assign a single time window for each patient in which he is available to be visited. Some services are bound to specific times of the day (e.g. serving meals or medicine intakes) and are considered as mandatory requests with hard/fixed time windows. However, some services, such as cleaning or bathing, could be considered soft or flexible services, thus allowing the patient to specify multiple time windows in which he will be available to receive them. But, most studies in HHC context, consider only a single time window per patient and it is interesting to consider them as multiple defining all periods in which patients will be available to receive care services.

In addition, Redjem et al. [85] conducted a survey of many French home care structures, which showed that patients need several care services per day. Therefore, the synchronization of services should be considered if a patient needs more than caregiver to provide one or multiple simultaneous services such as dressing, bathing, getting out of bed and dosing medicine [84].

We propose a new mathematical model to simultaneously deal with multiple services, their synchronization if they are required to be simultaneous, multiple time windows per patient and

skills requirements. Although exact methods provide the optimal solution, the computation time increases monotonically with the size of the problem. Due to the weakness of local search methods that fall into a local optimum and cannot escape it, several heuristics extending the local search methods have been proposed such as a variable neighborhood search [79]. We apply the GVNS based heuristic to solve large instances of the problem since its performance is proven on the HHCRSP [74, 99, 90, 7]. Furthermore, the proposed solution coding takes into account both caregivers' routes and their assignment. VNS is more suitable since several neighborhood structures could be used to better explore the search space.

In the first step, we consider the HHCRSP with multiple soft/flexible times windows. We propose a new mathematical model as well as a GVNS based heuristic to solve large instances. We aim to minimize earliness and tardiness of providing services as well as to minimize caregivers' waiting times. Then, we show through a comparison the advantage of using multiple time windows for patients.

In the second step, we generalize the model to deal with multiple services and their synchronization if they are required to be simultaneous by considering two new objective functions and hard/fixed time windows. A strategy to select a time window for each patient and to ensure synchronization of simultaneous services, is proposed and combined with GVNS based heuristic. This strategy is mandatory since, for each patient, the selection of a time window could not be done independently of his availability periods. In fact, since a single period should be chosen to provide multiple services, this choice may be suitable for one caregiver but not for another. GVNS generates solutions (caregivers' routes and their assignment) while this strategy selects, for each patient, a time window and ensures the synchronization of simultaneous services.

This chapter is organized as follows: The definition of the problems studied are described in sections 2.2.1 and 2.3.1. In sections 2.2.2 and 2.3.2, the problems are formulated as mixed integer linear programming models with a description of the different parameters, variables and constraints taken into account. Sections 2.2.3 and 2.3.3 describe the GVNS. The test instances, the experimental settings and the performance of the GVNS are presented in sections 2.2.4 and 2.3.4. Finally, the chapter ends with some remarks and conclusions in section 2.4.

2.2 Home health care routing and scheduling problem with multiple soft time windows

2.2.1 Problem statement

Given a set of patients $N = \{1, 2, \dots, n\}$ where n is the number of patients to visit on a day. They request services among S the set of services, $S = \{1, 2, \dots, q\}$ where q is the number of services that a HHC company could provide. Each service s requested by a patient i has a service duration t_{is} . Each patient i possesses one or multiple time windows $\{[a_{il}, b_{il}], l \in L = \{1, 2, \dots, p\}\}$ in which he is available to receive caregivers. Parameters a_{il} and b_{il} are respectively, the earliest and latest service times of the availability period l for the patient i

and p is the number of time windows in the day. However, only one period should be selected to provide the patient with the requested services. Travel times between patients i and j are denoted by T_{ij} . Patients' requested services are expressed by a matrix of binary parameters δ_{is} where each patient is assumed requesting a single service operation.

The set of available caregivers is denoted $K = \{1, 2, \dots, c\}$ with c is their total number; S denotes also the set of different skills of caregivers. Each caregiver has a duty length $[d_k, e_k]$, where d_k and e_k are, respectively, the earliest and latest service times. All caregivers start and finish their tours at the center of the HHC company, which is represented by artificial nodes 0 and $n + 1$. They use the same mode of transport and are not allowed to work overtime. Their skills are expressed by a matrix of binary parameters Δ_{ks} .

The goal is to define a daily schedule that minimizes caregivers' waiting times and respect as much as possible the selected time window for each patient. Caregivers leaving the HHC center must return within their duty length without exceeding the maximum of earliness and tardiness for providing services as well as the maximum of the waiting time fixed by the decision maker. Their assignment to patients must respect skills requirement.

The main hypotheses of this problem are:

1. The HHC company provides a set of services;
2. Caregivers start and finish tours at the HHC center. They use the same mode of transportation and the overtime is not allowed;
3. Each caregiver has a time window and a subset of skills;
4. Processing times of service operations are known and cannot be preempted;
5. Travel times between patients are known;
6. Each patient has multiple time widows, but only one period will be selected;
7. Each patient requests a single service;
8. Caregivers depart as they are available from the HHC center, i.e. waiting at HHC center is not allowed;
9. Patients' time windows are soft/flexible, it can be violated with a penalty cost;
10. Each service must be provided without exceeding the maximum of earliness and tardiness;
11. Each caregiver's waiting time must not exceed the maximum value.

2.2.2 Mathematical formulation

In the following, we first present the notations used in the sequel and then the proposed mathematical formulation for the HHCRSP with multiple time windows.

2.2.2.1 Sets

- $N = \{1, 2, \dots, n\}$: set of patients;
- $N^0 = N \cup \{0\}$ and $N^{n+1} = N \cup \{n + 1\}$: set of patients including the HHC center, which is represented by artificial nodes 0 and $n + 1$;
- $K = \{1, 2, \dots, c\}$: set of caregivers;
- $L = \{1, 2, \dots, p\}$: set of patients' time windows (availability periods). Each patient i has p periods of availability: Actually, there are L_i valid periods, the others (i.e. $p - L_i$) are null;
- $S = \{1, 2, \dots, q\}$: set of services (skills).

2.2.2.2 Parameters

- α, β, γ : the weights respectively, of total earliness and total tardiness of service operations, and caregivers' total waiting time where $\alpha + \beta + \gamma = 1$;
- M : large number;
- $[a_{il}, b_{il}]$: the l^{th} availability period of the patient i ;
- $[d_k, e_k]$: caregivers' time windows;
- T_{max} : maximal tardiness of a service operation;
- E_{max} : maximal earliness of a service operation;
- W_{max} : maximal waiting time for each caregiver;
- T_{ij} : travel time from the patient i to the patient j ;
- t_{is} : processing time of the service operation s at the patient $i \in N$;
- δ_{is} : equals to 1 if a patient $i \in N$ requires service the operation $s \in S$;
- Δ_{ks} : equals to 1 if the caregiver $k \in K$ is qualified to provide the service operation $s \in S$.

2.2.2.3 Decision variables

- x_{ijk} : binary, 1 if the caregiver k visits the patient j after the patient i , 0 otherwise;
- y_{iks} : binary, 1 if the service operation s is provided by the caregiver k to the patient i , 0 otherwise;
- z_{il} : binary, 1 if the l^{th} availability period will be chosen for the patient i , 0 otherwise;
- u_i : earliness of a service operation at the patient i ;

- v_i : tardiness of a service operation at the patient i ;
- A_{ik} : arrival time of the caregiver k to the patient i ;
- S_{ik} : start time of a service operation at the patient i provided by the caregiver k ;
- W_k : total waiting time of the caregiver k .

2.2.2.4 Mathematical model

The MILP formulation of the problem statement, is an extension of VRPTW [92] adapted and augmented by constraints that are specific to the HHC context, is defined as follows:

$$\min \quad Z = \sum_{i=1}^n (\alpha u_i + \beta v_i) + \sum_{k=1}^c \gamma (S_{ik} - A_{ik})$$

s.t.

$$\sum_{i=0}^n \sum_{k=1}^c x_{ijk} = 1 \quad \forall j \in N \quad (2.1)$$

$$\sum_{j=1}^{n+1} \sum_{k=1}^c x_{ijk} = 1 \quad \forall i \in N \quad (2.2)$$

$$\sum_{i=0}^n x_{i(n+1)k} = 1 \quad \forall k \in K \quad (2.3)$$

$$\sum_{j=1}^{n+1} x_{0jk} = 1 \quad \forall k \in K \quad (2.4)$$

$$\sum_{i=0}^n x_{imk} = \sum_{j=1}^{n+1} x_{mjk} \quad \forall m \in N, k \in K \quad (2.5)$$

$$S_{ik} + \sum_{s=1}^q t_{is} y_{iks} + T_{ij} \leq S_{jk} + (1 - x_{ijk})M \quad \forall i \in N^0, j \in N^{n+1}, k \in K \quad (2.6)$$

$$S_{ik} + \sum_{s=1}^q t_{is} y_{iks} + T_{ij} \leq A_{jk} + (1 - x_{ijk})M \quad \forall i \in N^0, j \in N^{n+1}, k \in K \quad (2.7)$$

$$S_{ik} + \sum_{s=1}^q t_{is} y_{iks} + T_{ij} \geq A_{jk} + (x_{ijk} - 1)M \quad \forall i \in N^0, j \in N^{n+1}, k \in K \quad (2.8)$$

$$A_{ik} \leq \sum_{s=1}^q y_{iks} M \quad \forall i \in N, k \in K \quad (2.9)$$

$$S_{ik} \leq \sum_{s=1}^q y_{iks} M \quad \forall i \in N, k \in K \quad (2.10)$$

$$\sum_{j=1}^{n+1} x_{ijk} = \sum_{s=1}^q y_{iks} \quad \forall i \in N, k \in K \quad (2.11)$$

$$y_{iks} \leq \delta_{is} \Delta_{ks} \quad \forall i \in N, s \in S, k \in K \quad (2.12)$$

$$S_{0k} = d_k \quad \forall k \in K \quad (2.13)$$

$$A_{(n+1)k} \leq e_k \quad \forall k \in K \quad (2.14)$$

$$\left(\sum_{l=1}^p z_{il} + \sum_{s=1}^q y_{iks} - 2 \right) M + \sum_{l=1}^p a_{il} z_{il} - u_i \leq S_{ik} \quad \forall i \in N, k \in K \quad (2.15)$$

$$S_{ik} + \sum_{s=1}^q t_{is} y_{iks} \leq \sum_{l=1}^p b_{il} z_{il} + v_i + \left(2 - \sum_{l=1}^p z_{il} - \sum_{s=1}^q y_{iks} \right) M \quad \forall i \in N, k \in K \quad (2.16)$$

$$\sum_{l=1}^p z_{il} = 1 \quad \forall i \in N \quad (2.17)$$

$$u_i \leq E_{max} \quad \forall i \in N \quad (2.18)$$

$$v_i \leq T_{max} \quad \forall i \in N \quad (2.19)$$

$$W_k = \sum_{i=1}^n (S_{ik} - A_{ik}) \quad \forall k \in K \quad (2.20)$$

$$W_k \leq W_{max} \quad \forall k \in K \quad (2.21)$$

$$x_{iik} = 0 \quad \forall i \in N, k \in K \quad (2.22)$$

$$S_{ik} \geq 0 \quad \forall i \in N, k \in K \quad (2.23)$$

$$A_{ik} \geq 0 \quad \forall i \in N, k \in K \quad (2.24)$$

$$u_i \geq 0 \quad \forall i \in N \quad (2.25)$$

$$v_i \geq 0 \quad \forall i \in N \quad (2.26)$$

$$x_{ijk} \in \{0, 1\} \quad \forall i \in N, j \in N, k \in K \quad (2.27)$$

$$y_{iks} \in \{0, 1\} \quad \forall i \in N, k \in K, s \in S \quad (2.28)$$

$$z_{il} \in \{0, 1\} \quad \forall i \in N, l \in L \quad (2.29)$$

The objective function aims to minimize the total penalized earliness and tardiness of services operations as well as caregivers' total waiting times. Constraints (2.1) and (2.2) state

that each patient will be visited exactly by one caregiver. Constraints (2.3) and (2.4) state that each caregiver who has left the center to visit assigned patients must return to that center. Constraints (2.5) express the flux conservation. Constraints (2.6) determine the service operations' starting time of the patient j with respect to service operations' completion time of the patient i . These constraints enforce that the starting time of services along the route of a caregiver are strictly increasing. In doing so, they also eliminate sub-tours because a return to an already visited patient would violate the start time of the previous visit [74]. Constraints (2.7) and (2.8) define the arrival time of a caregiver k to the patient j . Constraints (2.9) and (2.10) initialize the waiting and starting times to zero if the caregiver k will not be affected to the patient i . Constraints (2.11) define the variable y_{iks} . Constraints (2.12) ensure that a qualified caregiver k performs a requested service operation s to patient i . Constraints (2.13) and (2.14) enforce the respecting of caregivers' time windows. Constraints (2.15) and (2.16) ensure the respecting of patients' time windows. Constraints (2.17) guarantee that only one period is selected from patient's time windows. Constraints (2.18) and (2.19) guarantee not to exceed the maximal earliness and tardiness of a service operation. Constraints (2.20) define the total waiting time for each caregiver. Constraints (2.21) ensure not to exceed the maximal waiting time for each caregiver. Constraints (2.22 to 2.29) set the domains of the decision variables.

2.2.3 Variable neighborhood search

The drawback of local search strategies is known as falling into a local optimum with a poor value. Several heuristics, extend and improve the local search strategies, have been proposed to avoid being trapped in a local optima such as TS [53], SA [64] and VNS [79]. VNS is based on the idea of systematic changes of neighborhoods in the search to find a better solution. When an initial solution is defined, the VNS proceeds by a descent method exploring the predefined neighborhoods of a solution to find a local minimum. Each time the descent method is trapped in a local optimum, the shaking phase is randomly applied to generate a new solution and start over the search. Many versions of VNS are used in the literature such as: 1) variable neighborhood descent (VND) is a deterministic version of VNS, the defined neighborhoods are applied to the initial solution in a predefined order, the searching restart from the first neighborhood when a new local minimum is found. 2) reduced variable neighborhood search is a pure stochastic search method where only the shaking phase is applied to solutions; 3) GVNS is a VNS where the local descend method is replaced by the VND.

2.2.3.1 Encoding

A solution will be represented by a matrix where the number of columns equals to the number of patients n . Two lines are used, the first one will contain patients and requested services operations (included in parenthesis), and the second will contain assigned caregivers.

Example: we assume that we have 6 patients and 2 caregivers skilled to provide 3 types of services operations. A solution will be encoded as described in Table 2.1.

Table 2.1: Example of solution encoding

Patients	1 (3)	3 (1)	4 (3)	2 (1)	6 (2)	5 (2)
Caregivers	1	2	2	1	2	1

The caregiver 1 will visit patients 1, 2 and 5 to provide respectively the services 3, 1 and 2.

2.2.3.2 Decoding

Algorithm 1: Caregivers' arriving early to patients

```

1 if ( $\alpha \leq \gamma$ ) then
2   if ( $ET_{il} \leq E_{max}$ ) then
3     set  $u_i \leftarrow ET_{il}$  ;
4   else if ( $W_k + ET_{il} - E_{max} \leq W_{max}$ ) then
5     set  $u_i \leftarrow E_{max}$  and  $W_k \leftarrow W_k + ET_{il} - E_{max}$  ;
6   else
7     the availability period  $l$  is infeasible
8   end
9 else
10  if ( $ET_{il} + W_k \leq W_{max}$ ) then
11    set  $W_k \leftarrow W_k + ET_{il}$  ;
12  else if ( $W_k + ET_{il} - W_{max} \leq E_{max}$ ) then
13    set  $u_i \leftarrow W_k + ET_{il} - W_{max}$  and  $W_k \leftarrow W_{max}$  ;
14  else
15    the availability period  $l$  is infeasible
16  end
17 end

```

Given a solution encoded as proposed above. For each sub set of patients assigned to a caregiver, the starting, the arrival and the waiting times will be calculated iteratively in the same order as they appear at the matrix. For each patient i , the period $l \in L$, constraints (1) to (31) are taken into account, that minimize the waiting time, the earliness and the tardiness of the service operation is selected (see equation 2.30).

$$\arg \min_{l \in L} \{ \alpha u_i + \beta v_i + \gamma (S_{ik} - A_{ik}) \mid s.t. \text{ Constraints (1) to (31)} \} \quad (2.30)$$

For each period $l \in L$, three possible cases of caregivers' arrival times are to distinguish:

1. The caregiver arrives to a patient and finish providing requested service operation within the availability period:

$$u_i = 0, \quad v_i = 0 \quad \text{and} \quad S_{ik} - A_{ik} = 0$$

2. The caregiver arrives to a patient within the availability period and finish providing requested service operation with a tardiness time:

$$u_i = 0, \quad v_i = A_{ik} + t_{is} - b_{il} \quad \text{and} \quad S_{ik} - A_{ik} = 0$$

3. The caregiver arrives to a patient before the availability period . In this case, many possibilities arise to calculate the waiting time and the earliness of the service operation. This problem could be formulated as a MIP problem to determine the optimal combination. However, the algorithm 1 is used. The early time of the caregiver k at patient i for the availability period l (ET_{il}) is defined by the following formula: $ET_{il} = A_{ik} - a_{il}$.

2.2.3.3 Neighborhoods

The neighborhood of a solution is defined as a transformation function applied to this solution to get a set of solutions where one can move some amount in any direction away from that solution without leaving the set. Four neighborhoods structure are proposed, two neighborhoods are used to intensify patients' assignment to caregivers (switch and inter-swap) and the two others are used to intensify the order visiting (intra-shift and intra-swap).

1. Switch (i.e. Patients' reassignment to caregivers): the neighborhood of a solution is defined as a reassignment of another caregiver k to a patient i . The size of possible neighborhoods will be less than $n(c - 1)$ depending on caregivers' qualifications. The equality could be hold if all caregivers are skilled to provide all services operations (see Fig. 2.1);
2. Inter-swap: this neighborhood aims to change patients' assignment to caregivers. Given two patients, caregivers' assignment are swapped. The size of possible neighborhoods equals to $\frac{(n-1) \times n}{2}$ (see Fig. 2.2);
3. Intra-shift: given a visiting order, the neighborhood is defined as shifting of a patient to another position. The size of possible neighborhoods equals to $(n - 1) \times n$ (see Fig. 2.3);
4. Intra-swap: given a visiting order, the neighborhood is defined as two patients' position exchanging. The size of possible neighborhoods equals to $\frac{(n-1) \times n}{2}$ (see Fig. 2.4).

2.2.3.4 Shaking

The shaking phase is the mechanism that allows to escape the local optima with a poor value [79]. It consists of applying a series of moves to a solution to jump from a local optimum to a new solution, then restart improving the new solution using local search methods. The four proposed neighborhoods are used for the shaking phase ($k_{max} = 4$) as operators, which will be randomly applied m_1 times whenever the local search method is trapped in a local optimum.

2.2.3.5 Local search methods

Whenever shaking phase is applied, local search methods are called to improve the new generated solution until they fall in a local optimum. The four proposed neighborhoods are used as local search methods, each one (intra-swap, intra-shift, inter-swap, and switch) is applied to

Original solution :						
Patients	1 (3)	3 (1)	4 (3)	2 (1)	6 (2)	5 (2)
Caregivers	1	2	2	1	2	1
Neighbor solution :						
Patients	1 (3)	3 (1)	4 (3)	2 (1)	6 (2)	5 (2)
Caregivers	2	2	2	1	2	1

Figure 2.1: Example of switch neighborhood moves

Original solution :						
Patients	1 (3)	3 (1)	4 (3)	2 (1)	6 (2)	5 (2)
Caregivers	1	2	2	1	2	1
Neighbor solution :						
Patients	1 (3)	3 (1)	4 (3)	2 (1)	6 (2)	5 (2)
Caregivers	2	2	2	1	1	1

Figure 2.2: Example of inter-swap neighborhood moves

Original solution :						
Patients	1 (3)	3 (1)	4 (3)	2 (1)	6 (2)	5 (2)
Caregivers	1	2	2	1	2	1
Neighbor solution :						
Patients	3 (1)	4 (3)	2 (1)	1 (3)	6 (2)	5 (2)
Caregivers	2	2	1	1	2	1

Figure 2.3: Example of intra-shift neighborhood moves

Original solution :						
Patients	1 (3)	3 (1)	4 (3)	2 (1)	6 (2)	5 (2)
Caregivers	1	2	2	1	2	1
Neighbor solution :						
Patients	6 (2)	3 (1)	4 (3)	2 (1)	1 (3)	5 (2)
Caregivers	2	2	2	1	1	1

Figure 2.4: Example of intra-swap neighborhood moves

a solution to explore the search space until it falls in a local optimum. Local search methods adopt two types of algorithm while exploring neighborhoods: i) The first improvement is to start over the search whenever a neighbor that improves the best-known solution is found; ii) The best improvement is to start over the search when all neighbors are explored and the best one is selected [93]. The the best improvement algorithm is adopted.

2.2.3.6 Initial solution

The initial solution is generated randomly as follow:

1. Patients are sorted by increasing end of their time windows for single period. for multiple periods the visiting order is generated randomly (see Table 2.2);

Table 2.2: Example of visiting order

Patients	1 (3)	3 (1)	4 (3)	2 (1)	6 (2)	5 (2)
Caregivers						

2. For each patient, assign a qualified caregiver selected randomly (see Table 2.3);

Table 2.3: example of caregivers' assignment to patients

Patients	1 (3)	3 (1)	4 (3)	2 (1)	6 (2)	5 (2)
Caregivers	1	2	2	1	2	1

3. Calculate caregivers' waiting times, the earliness and tardiness of services operations using the decoding method proposed above;
4. If the solution is infeasible repeat steps 1,2 and 3. Otherwise, go to the step 5;
5. Calculate the objective function value.

2.2.3.7 GVNS algorithm

GVNS algorithm is executed until there is no improvement over the best-known solution for m_1 iterations. Therefore, the counter is set to zero if a better new solution is found. **Line 6** generates a new solution x' by randomly applying m_2 times the neighborhood k to the solution x . **Lines 7-15** describe VND algorithm, which is applied to each solution x' generated in the shaking phase. **Line 8** improves solution x' using neighborhood l as a local search method and stores it in x'' . At each time, if the solution x (resp. x') is improved, the k (resp. l) is initialized to 1 (see Algorithm 2).

2.2.4 Numerical experiments

The experiments run on the computer with Intel i7-7600U 2.80-GHz CPU and 16 GB of RAM under windows 10. The MIP model is implemented and tested using CPLEX IBM version 12.8. The metaheuristic based on GVNS is coded and tested using the language C++.

Algorithm 2: GVNS algorithm

```

1 Initialization: ;
2   - Set  $K_{max} = 4$  and  $l_{max} = 4$  ;
3   - Generate an initial solution  $x$  ;
4 while (the stopping condition is not reached) do
5   for  $k \leftarrow 1$  to  $k_{max}$  do
6     Set  $x' \leftarrow$  Shaking ( $x$ , neighborhood $_k$ ,  $m_2$ ) ;
7     for  $l \leftarrow 1$  to  $l_{max}$  do
8       Set  $x'' \leftarrow$  Local search ( $x'$ , neighborhood $_l$ ) ;
9       if  $f(x'') < f(x')$  then
10        Set  $x' \leftarrow x''$  ;
11        Set  $l \leftarrow 1$  ;
12      else
13        Set  $l \leftarrow l + 1$  ;
14      end
15    end
16    if  $f(x') < f(x)$  then
17      Set  $x \leftarrow x'$  ;
18      Set  $k \leftarrow 1$  ;
19    else
20      Set  $k \leftarrow k + 1$  ;
21    end
22  end
23 end

```

2.2.4.1 Test instances

Tests instances have been generated randomly using the benchmark instances from Mankowska et al. [74]. Patients and the HHC office are placed at random locations in the area of 100×100 distance units. Travel times T_{ij} are equal to the Euclidean distance between patients truncated to integer. Processing times of services operations t_{is} are randomly chosen from the interval $[10, 20]$. Six types of services $S = \{1, \dots, 6\}$ are considered. Caregivers are grouped into two subsets with different skills. Each caregiver of the first group is qualified for providing at most three services, which are randomly selected from the subset $\{1, 2, 3\}$ of S . Accordingly, each caregiver of the second group is qualified for providing at most three services from subset $\{4, 5, 6\}$. Each patient requires a single service, which is randomly drawn from $S = \{1, \dots, 6\}$. The time windows are of length 120 min (2 h) and are randomly placed within a daily planning period of 10 hours. Regarding instances which contains two availability periods, the first period will be placed in the first 5 hours, and the second period will be placed in the interval $[5, 10]$. No special preference for the three sub-goals and, therefore, weights are set to $\alpha = \beta = \gamma = 1/3$. The maximum earliness and the maximum tardiness of service operations are set respectively to 0min and 15min, the maximum waiting time is set to 90min. 8 instances are generated, each one is used with 1-period and with 2-periods availability of patients. The instance Int1_1 refers to the instance 1 with one availability period and the instance Int1_2 refers to the instance 1

with two availability periods. A series of tests was executed to find the best tuning parameters for the proposed metaheuristic.

2.2.4.2 Computational results

Instances are generated as described above and solved. Instances with two availability periods are generated feasible in the first time. However, instances with single time windows need many regenerations to get a feasible solution. Table 2.4 summarizes the results of CPLEX and GVNS according to the sizes and patients' availability periods of test instances. LB is the lower bound of the model given by the CPLEX solver, Z is the objective function value, GAP is calculated as $100\% \times (Z - \text{lower bound})/Z$ and CPU is the computing time elapsed of solved instances. For the GVNS algorithm, each instance has been executed 10 times and the best, the worst and the average solutions are considered. GAP is calculated as $100\% \times (\text{Average} - \text{lower bound})/\text{Average}$. CPU computing time corresponds to the sum of time elapsed to solve each instance, which is running 10 times. Optimal solutions reached are in boldface.

All instances are solved, using CPLEX IBM, to optimality except instances Int7_2 and Int8_2. Instances Int6_2, Inst7_2 and Int8_2 are hard to solve compared to others instances. The instance Int6_2 required 47530s to be solved, the instance Int7_2 and Int8_2 was executed for 18 hours and CPLEX could not find respectively the optimal solution and a feasible solution, which shows the limit of the exact method used considering the problem is NP-hard. The proposed metaheuristic (GVNS), was able to find a good solution in a very short computational time, solution in bold are proven optimal(see Table 2.4). The proposed GVNS could find optimal solutions at least one time of the 10 executions for 11 instances. Due to the LB that equals zero, the gap of the instances Int4_2, Int5_2, Int7_2 and Int8_2 is 100%. Because when LB approaches zero, the gap tends to 100%.

The objective function values of instances with two availability periods are less than those with single period, except the first and the sixth instances, their values are very close (see Fig. 2.5). Therefore, patients will be more satisfied seeing that the earliness and tardiness of service operations are minimized. On the other hand, the waiting time is also minimized which will increase the productive time of caregivers since the waiting time is considered as unproductive time.

The soft/flexible time windows would increase the chance of finding a feasible solution since delays are accepted with a penalty cost. However, patients will be less satisfied because their availability periods are not respected. Furthermore, Patients needs several care activities per day and some of them are simultaneous by their nature. In the next section, we extend and adapt the model to deal with multiple hard/fixed time windows for patients and multiple synchronized services as well as to balance caregivers' workload.

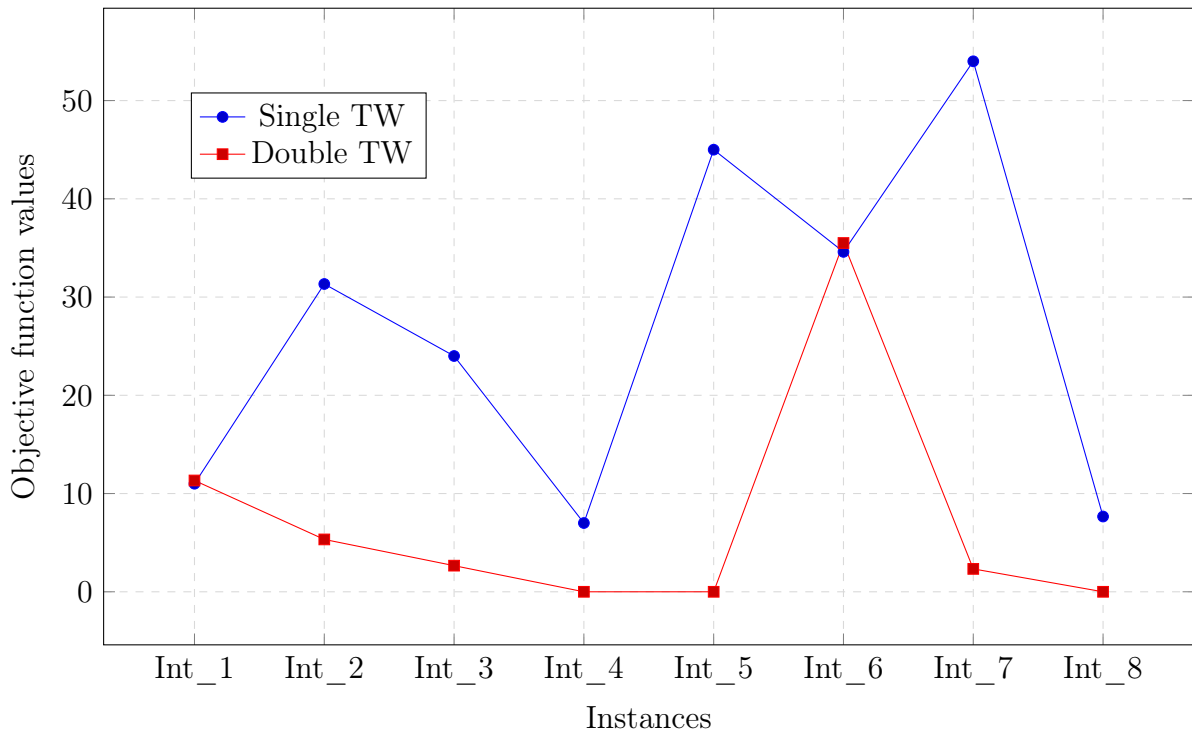


Figure 2.5: Objective function values according to the number of time windows (TW)

Table 2.4: Numerical results of tested instances

Instances	CPLEX						GVNS				
	N	K	L	LB	Z	CPU	Best	Worst	Average	Gap	CPU
Int1_1	7	2	1	11	11	1.58	11	11	11	0 %	< 1
Int2_1	10	3	1	31.33	31.33	1.90	31.33	31.36	31.53	1 %	< 1
Int3_1	14	4	1	24	24	2.52	24	35.33	27.76	13 %	1.79
Int4_1	20	5	1	7	7	3.02	7	9.33	7.43	6 %	8.82
Int5_1	25	6	1	45	45	5.16	59.86	84	65.1	30 %	25
Int6_1	30	6	1	34.6	34.6	12.13	35.3	44.6	39.13	17 %	25
Int7_1	40	8	1	54	54	255	72	100	78	30 %	111
Int8_1	50	10	1	7.66	7.66	381	11	18.66	13.73	44 %	210
Int1_2	7	2	2	11.33	11.33	1.73	11.33	11.33	11.33	0 %	< 1
Int2_2	10	3	2	5.33	5.33	1.91	5.33	6.33	5.43	2 %	< 1
Int3_2	14	4	2	2.66	2.66	2.60	2.66	4	3.16	16 %	1.74
Int4_2	20	5	2	0	0	16.31	0	9	2.7	100 %	9.77
Int5_2	25	6	2	0	0	61	0	6.33	4.366	100 %	32
Int6_2	30	6	2	35.3	35.3	47530	35.3	44.66	41.96	15 %	52.64
Int7_2	40	8	2	0	2.33	64800	5.66	13.66	7.86	100 %	248
Int8_2	50	10	2	0	-	64800	0	1.33	0.23	100 %	561

2.3 Home health care routing and scheduling problem with multiple hard time windows and multiple synchronized services

2.3.1 Problem statement

We modify the problem statement defined the previous section 2.2.1 to allow patients to request multiple services, which can be provided as independent or simultaneous services. Also, we suppose that patients' time windows are hard/fixed and we consider two new objective functions.

In this problem, we aim to minimize waiting time and balance caregivers' workload. The waiting time (f_1) is considered to be unproductive [85] and the caregivers are supposed to be paid for their regular working time regardless of the amount of care they provide [19]. On the other hand, to ensure fairness among caregivers, their workload must be balanced (f_2). To achieve this goal, we consider the minimization of the sum of absolute difference between each caregiver' working time and the average working time of all caregivers. The total caregivers' working times is equal to the sum of service and travel times.

Most studies consider the workload as the difference between the extreme values of working times. However, any change between the extremes has no effect on the value of workload [76]. In this study, the Mean Absolute Deviation (MAD) is used in our model to take into account all values but it is sensible to extreme values. To overcome this issue, caregivers' time windows are considered and the overtime time is not allowed, which ensures caregivers' working times do not exceed the duty length.

The goal is to define a daily schedule that minimizes waiting times for caregivers and balances their workload. Each patient should be visited within a time window selected from his availability periods. Services that need to be provided simultaneously should be synchronized, but if it is not necessary they would be performed independently. Caregivers leaving the HHC center must return within their duty length and their assignment must respect skills requirement.

The main hypotheses of this problem are:

1. The first 6 hypotheses defined in 2.2.1;
2. Each patient can request one or more services, which should be synchronized if they are required to be simultaneous;
3. Each requested service must be performed by one and only one caregiver. In others words, providing the same service for the same patient by several caregivers is not allowed;
4. Each caregiver must provide one and only one service. In others word, a caregiver k is not allowed to carry out several services for the same patient;

5. Caregivers' departure are independent and each caregiver leaves as soon as he finished.

2.3.2 Mathematical formulation

In the following, we first present the new notations, those not defined are the same from the previous section, used in the sequel and then the proposed mathematical formulation for the HHCRSP-MTW-MSS.

2.3.2.1 Parameters

- λ_i : equals 1 if requested service operations by patient i require to be simultaneous, and 0 otherwise.

2.3.2.2 Decision variables

- u_{ik} : equals 1 if the arrival time of the caregiver k is used as the starting time for the patient i , 0 otherwise;
- v_{ik} : equals 1 if the starting time S_{ik} is greater than the arrival time A_{ik} of the caregiver k in the case of independent services or if the synchronized starting time SS_i is greater than the maximum of arrival times of the caregivers at patient i in the case of simultaneous services; 0 otherwise;
- D_k : absolute value of the difference between the working time of each caregiver w_k and the average working time.

2.3.2.3 Mathematical model

The mathematical model proposed to deal with the new hypotheses is adapted from the previous formulation 2.2.2.4 to cover additional assumptions, such as multiple services and their synchronization if they have to be simultaneous, minimizing caregivers' waiting times and balancing their workload. The mathematical formulation of the new model is defined as follows:

$$\min Z = \alpha \sum_{k=1}^c \sum_{i=0}^n (S_{ik} - A_{ik}) + \beta \sum_{k=1}^c D_k$$

s.t.

$$\sum_{i=0}^n \sum_{k=1}^c x_{ijk} = \sum_{s=1}^q \delta_{js} \quad \forall j \in N \quad (2.31)$$

$$\sum_{j=1}^{n+1} \sum_{k=1}^c x_{ijk} = \sum_{s=1}^q \delta_{is} \quad \forall i \in N \quad (2.32)$$

$$\sum_{i=0}^n x_{i(n+1)k} = 1 \quad \forall k \in K \quad (2.33)$$

$$\sum_{j=1}^{n+1} x_{0jk} = 1 \quad \forall k \in K \quad (2.34)$$

$$\sum_{i=0}^n x_{imk} = \sum_{j=1}^{n+1} x_{mjk} \quad \forall m \in N, k \in K \quad (2.35)$$

$$S_{ik} + \sum_{s=1}^q t_{is} y_{iks} + T_{ij} \leq S_{jk} + (1 - x_{ijk})M \quad \forall i \in N^0, j \in N^{n+1}, k \in K \quad (2.36)$$

$$S_{ik} + \sum_{s=1}^q t_{is} y_{iks} + T_{ij} \leq A_{jk} + (1 - x_{ijk})M \quad \forall i \in N^0, j \in N^{n+1}, k \in K \quad (2.37)$$

$$S_{ik} + \sum_{s=1}^q t_{is} y_{iks} + T_{ij} \geq A_{jk} + (x_{ijk} - 1)M \quad \forall i \in N^0, j \in N^{n+1}, k \in K \quad (2.38)$$

$$A_{ik} \leq \sum_{s=1}^q y_{iks} M \quad \forall i \in N, k \in K \quad (2.39)$$

$$S_{ik} \leq \sum_{s=1}^q y_{iks} M \quad \forall i \in N, k \in K \quad (2.40)$$

$$\sum_{j=1}^{n+1} x_{ijk} = \sum_{s=1}^q y_{iks} \quad \forall i \in N, k \in K \quad (2.41)$$

$$y_{iks} \leq \delta_{is} \Delta_{ks} \quad \forall i \in N, s \in S, k \in K \quad (2.42)$$

$$\sum_{s=1}^q y_{iks} \leq 1 \quad \forall i \in N, k \in K \quad (2.43)$$

$$\sum_{k=1}^c y_{iks} \leq 1 \quad \forall i \in N, s \in S \quad (2.44)$$

$$d_k = A_{0k} \quad \forall k \in K \quad (2.45)$$

$$A_{(n+1)k} \leq e_k \quad \forall k \in K \quad (2.46)$$

$$\left(\sum_{l=1}^p z_{il} + \sum_{s=1}^q y_{iks} - 2 \right) M + \sum_{l=1}^p a_{il} z_{il} \leq S_{ik} \quad \forall i \in N, k \in K \quad (2.47)$$

$$S_{ik} + \sum_{s=1}^q t_{is} y_{iks} \leq \sum_{l=1}^p b_{il} z_{il} + \left(2 - \sum_{l=1}^p z_{il} - \sum_{s=1}^q y_{iks} \right) M \quad \forall i \in N, k \in K \quad (2.48)$$

$$\sum_{l=1}^p z_{il} = 1 \quad \forall i \in N \quad (2.49)$$

$$\sum_{k'=1}^c S_{ik'} - \sum_{s=1}^q \delta_{is} S_{ik} \leq \left(1 - \lambda_i \sum_{s=1}^q y_{iks} \right) M \quad \forall i \in N, k \in K \quad (2.50)$$

$$\sum_{k'=1}^c S_{ik'} - \sum_{s=1}^q \delta_{is} S_{ik} \geq (\lambda_i \sum_{s=1}^q y_{iks} - 1)M \quad \forall i \in N, k \in K \quad (2.51)$$

$$w_k = \sum_{i=1}^n \sum_{s=1}^q t_{is} y_{iks} + \sum_{i=0}^n \sum_{j=1}^{n+1} T_{ij} x_{ijk} \quad \forall k \in K \quad (2.52)$$

$$D_k \geq w_k - \frac{\sum_{k=1}^c w_k}{c} \quad \forall k \in K \quad (2.53)$$

$$D_k \geq \frac{\sum_{k=1}^c w_k}{c} - w_k \quad \forall k \in K \quad (2.54)$$

$$\sum_{k'=1}^c S_{ik'} \leq \sum_{s=1}^q \delta_{is} A_{ik} + (1 - \lambda_i u_{ik})M \quad \forall i \in N, k \in K \quad (2.55)$$

$$\sum_{k=1}^c S_{ik} \leq \sum_{s=1}^q \delta_{is} \sum_{l=1}^p a_{il} z_{il} + (1 - \lambda_i \sum_{k=1}^c v_{ik})M \quad \forall i \in N \quad (2.56)$$

$$\sum_{k=1}^c (u_{ik} + v_{ik}) \leq 1 + (1 - \lambda_i)M \quad \forall i \in N \quad (2.57)$$

$$\sum_{k=1}^c (u_{ik} + v_{ik}) \geq 1 + (\lambda_i - 1)M \quad \forall i \in N \quad (2.58)$$

$$S_{ik} \leq A_{ik} + (1 + \lambda_i - u_{ik})M \quad \forall i \in N, k \in K \quad (2.59)$$

$$S_{ik} \leq \sum_{l=1}^p a_{il} z_{il} + (1 + \lambda_i - v_{ik})M \quad \forall i \in N, k \in K \quad (2.60)$$

$$u_{ik} + v_{ik} \leq 1 + \lambda_i M \quad \forall i \in N, k \in K \quad (2.61)$$

$$u_{ik} + v_{ik} \geq 1 - \lambda_i M \quad \forall i \in N, k \in K \quad (2.62)$$

$$u_{ik} \leq \sum_{s=1}^q y_{iks} \quad \forall k \in K, i \in N \quad (2.63)$$

$$v_{ik} \leq \sum_{s=1}^q y_{iks} \quad \forall k \in K, i \in N \quad (2.64)$$

$$x_{iik} = 0 \quad \forall i \in N, k \in K \quad (2.65)$$

$$S_{ik} \geq 0 \quad \forall i \in N, k \in K \quad (2.66)$$

$$A_{ik} \geq 0 \quad \forall i \in N, k \in K \quad (2.67)$$

$$x_{ijk} \in \{0, 1\} \quad \forall i \in N, j \in N, k \in K \quad (2.68)$$

$$y_{iks} \in \{0, 1\} \quad \forall i \in N, k \in K, s \in S \quad (2.69)$$

$$z_{il} \in \{0, 1\} \quad \forall i \in N, l \in L \quad (2.70)$$

$$u_{ik} \in \{0, 1\} \quad \forall i \in N, k \in K \quad (2.71)$$

$$v_{ik} \in \{0, 1\} \quad \forall i \in N, k \in K \quad (2.72)$$

The objective function aims to minimize caregivers' waiting times as well as to balance their workload. Constraints (2.31) and (2.32) state that each patient will be visited by a group of caregivers, which their number depends on the services requested. Constraints (2.33) and (2.34) state that each caregiver who has left the center to visit assigned patients must return to that center. Constraints (2.35) impose route continuity (flux conservation) for the patients assigned to a caregiver k , while requiring that tours should be constructed rather than open paths. Constraints (2.36) determine the services operations' starting time of the patient j with respect to the completion time of service operations of the patient i . These constraints enforce that the starting time of services along the route of a caregiver are strictly increasing. In doing so, they also eliminate sub-tours because a return to an already visited patient would violate the start time of the previous visit [74]. Constraints (2.37) and (2.38) define the arrival time of a caregiver k to the patient j . Constraints (2.39) and (2.40) initialize the starting and arrival times to zero if the caregiver k will not be affected to the patient i . Constraints (2.41) define the variables y_{iks} , the caregiver k is assigned to the patient i if he visits a patient or returns to the HHC center after visiting the patient i . Constraints (2.42) ensure that a qualified caregiver k performs a requested service operation s to the patient i . Constraints (2.43) state that each caregiver provides one service to an assigned patient i . Constraints (2.44) ensure that for a patient i , each service is performed by one caregiver. Constraints (2.45) and (2.46) ensure that each caregiver is available at the earliest service time d_k at the HHC center and must return before the latest service time e_k to that center. Constraints (2.47) and (2.48) enforce the respecting of patients' time windows. Constraints (2.49) guarantee that only one time period is selected from the patient's availability periods. Constraints (2.50) and (2.51) ensure the synchronization of caregivers' starting time if requested service operations must be simultaneous ($\lambda_i = 1$) for patient i . These constraints are the refined version of constraints (2.73) and (2.74), which reduces the number of constraints from $2nc^2$ to $2nc$.

$$S_{ik'} - S_{ik} \leq \left(2 - \sum_{s=1}^q y_{ik's} - \sum_{s=1}^q y_{iks}\right)M \quad \forall i \in N, k \in K, k' \in K \quad (2.73)$$

$$S_{ik'} - S_{ik} \geq \left(\sum_{s=1}^q y_{ik's} + \sum_{s=1}^q y_{iks} - 2\right)M \quad \forall i \in N, k \in K, k' \in K \quad (2.74)$$

Constraints (2.52) define the total working time for each caregiver. Constraints (2.53) and (2.54) define the absolute value D_k between the total working time of the caregiver k and the average working time: $D_k = \max\{w_k - \frac{\sum_{k=1}^c w_k}{c}, \frac{\sum_{k=1}^c w_k}{c} - w_k\}$. Constraints (2.55)-(2.62) guarantee that caregivers start working as soon as they are available at patients. If the requested services must be simultaneously performed ($\lambda_i = 1$) for a patient i , constraints (2.55)-(2.58) must be verified. SS_i denotes the synchronized starting time. These constraints are equivalent

to the following formula: $SS_i = \max\{a_{i\hat{l}}, A_{ik_1}, A_{ik_2}, \dots\}$, which is the maximum between the earliest starting time of the selected availability period \hat{l} for the patient i and caregivers' arrival times $\{A_{ik_1}, A_{ik_2}, \dots\}$ at patient i . Otherwise, the requested service operations are not needed to be simultaneous ($\lambda_i = 0$), constraints (2.59)-(2.62) ensure that the starting time for each caregiver equals the maximum between the earliest starting time of the selected availability period \hat{l} for the patient i and caregiver k arrival time A_{ik} ($S_{ik} = \max\{a_{i\hat{l}}, A_{ik}\}$). Constraints (2.63) and (2.64) set u_{ik} and v_{ik} to zero if the caregiver k will not be affected to the patient i . Constraints (2.65)-(2.72) set the domains of the decision variables.

Although the exact methods guarantee to find the optimal solutions, their computation time increases with the size of the problem. Heuristics are more flexible since their computational time could be controlled. A GVNS based heuristic is proposed in the next section to solve the model with large instances.

2.3.3 Variable neighborhood search

In the section we adapt the proposed GVNS in section 2.2.3 to deal with the new hypothesis. We mention that the same neighborhoods are used with a modification to include multiple services per patient. Therefore, we explain only the changes that has been done.

2.3.3.1 Encoding

We extend the encoding used in the previous chapter to deal with multiple services per patients. Therefore, we will duplicate a patient i as many times as the number of services he requested (see Table 2.5).

Example: consider 5 patients and 2 caregivers skilled to provide 3 types of services operations, patient 4 requests two services 2 and 3. A solution will be encoded as follows (see Table 2.5).

Table 2.5: Example of solution encoding

Patients	1 (3)	3 (1)	4 (3)	2 (1)	4 (2)	5 (2)
Caregivers	1	2	1	2	2	1

The caregiver 1 will visit patients 1, 4 and 5 to provide respectively the services 3, 3 and 2.

2.3.3.2 Decoding

The decoding method used to compute the objective function is defined according to the following four cases:

- **Case 1: single service and single time window (SSSTW)** for each patient. Since caregivers' routes are independents, their starting times will be iteratively calculated in the order they appear in the matrix;

- **Case 2: single service and multiple time windows (SSMTW)** for each patient. Since caregivers' routes are independent, their starting times will be iteratively calculated in the order they appear in the matrix. Since each patient has p time windows, the earliest availability period $l \in L$ that minimizes the tardiness of providing the requested service operation s will be chosen for each patient;
- **Case 3: multiple services and single time window (MSSTW)**. If any patient requests simultaneous services, caregivers' routes become dependent. Therefore, caregivers' starting times should be synchronized to ensure that they are available at the same time to provide those simultaneous services. A synchronized starting time SS_i per patient (in case $\lambda_i = 1$) is considered and it is equal to the maximum between the earliest time window a_{i1} for the patient i and caregivers' arrival times $\{A_{ik_1}, A_{ik_2}, \dots\}$. Algorithmically, arrival, starting and waiting times will be iteratively calculated in the order they appear in the matrix. Each time a caregiver k arrives to a patient i , SS_i is first initialized by a_{i1} and then will take the value A_{ik} if $(A_{ik} > SS_i)$. These steps are repeated until SS_i will not change for each patient. In the end, caregivers' starting times at patients will be the synchronized starting time $S_{ik} = SS_i$;
- **Case 4: multiple services and multiple time windows (MSMTW)**. This case generalizes Case 3 to cover multiple time windows per patient. Since only a single period should be chosen to provide multiple services, this choice may be suitable for one caregiver but not for another. Therefore, a two-phase strategy is used to select for each patient an availability period to receive requested care services and ensure the synchronization of services operations if they are requested to be simultaneous. Phase *I* aims to heuristically select for each patient a period to receive requested care services. It selects the earliest period that minimizes the tardiness in providing a service operation by the first caregiver arriving at an assigned patient. Then, the other caregivers must provide the requested service operations within that time window. Phase *II* will ensure the synchronization of service operations if they are requested to be simultaneous. Since for each patient, a time window is selected among her/his availability periods, Case 4 is reduced to Case 3 and the algorithm described in Case 3 will be applied to ensure the synchronization of multiple services.

Remark. The decoding method (cases 3 and 4) could fall into an infinite loop, so simultaneous services would never be synchronized and the solution will be consequently considered infeasible as illustrated by Table 2.6. Suppose that patients 4 and 5 request two services 2 and 3. Therefore, services requested by both patients 4 and 5 cannot be synchronized since caregiver 1 visits patient 4 then patient 5, while caregiver 2 visits patient 5 then patient 4. In the case of hard/fixed time windows, the infeasibility will be considered if after a number of iterations, the synchronized starting time value for a patient i (in the case $\lambda_i = 1$) will be greater than the latest service time b_{il} . However, in the case of soft/flexible time windows, the solution infeasibility is considered when the number of

iterations exceeds the maximum number of iterations denoted by $MaxIterSyn$.

Table 2.6: Example of infeasible solution under the synchronization constraint

Patients	1 (3)	3 (3)	5 (3)	4 (3)	2 (1)	4 (2)	5 (2)
Caregivers	1	2	2	1	2	2	1

2.3.3.3 Management of infeasible solutions

While exploring the search space, feasible and infeasible solutions are encountered. The following cases explain how infeasible solutions are managed:

- **Patients' time windows and caregivers' duty length:** solutions not respecting constraints (2.46) and (2.48) are accepted with a penalty cost, which equals to the tardiness of services (T_i) and caregivers' overtime (O_k). The coefficient γ is used to penalize infeasible solutions and to ensure the convergence to feasible ones (see equation (2.75)). The higher the penalty coefficient γ , the faster the convergence;

$$Z_{GVNS} = Z + \gamma \left(\sum_{i=1}^n T_i + \sum_{k=1}^c O_k \right) \quad (2.75)$$

- **Skills requirements:** when applying switch and inter-swap neighborhoods, a caregiver could be assigned to a service operation that he is not qualified to provide (constraints (2.42)). We ensure that only qualified ones are accepted;
- **Each caregiver must be assigned to a single service for a given patient:** when applying switch and inter-swap neighborhoods, a caregiver could be assigned to provide more than service operation for the same patient or more than caregiver could be assigned to provide the same service operation for a given patient. This problem could be encountered only when a patient requires multiple services (constraints (2.43) and (2.44)). To avoid this issue, a boolean table (F_{nc}) is used and first initialized by *false*. Rows contain patients (n is the size) and columns contains caregivers (c is the size). If patient i is assigned to caregiver k , the F_{ik} is set to *true*. Before assigning a caregiver to a patient, the table must contain *false* value. This table is updated as the search space is explored to ensure that constraints (2.43) and (2.44) are respected;
- **Constraints 2.55-2.63:** These constraints are ensured since computing caregivers' starting times are carried out at the earliest possible time.

2.3.3.4 Initial solution

The initial solution is generated as follows:

1. Sort patients by the increasing start of their time windows;
2. For each patient in the visiting order found by step 1, assign a qualified caregiver who can arrive the earliest;

3. Compute the objective function Z using the decoding method.

Steps 1 and 2 are applied in case of a single time window per patient. In case of multiple time windows, the visiting order (step 1) and caregivers' assignment (step 2) are randomly done since infeasible solutions quickly converge to feasible ones. However, with a single availability period per patient, penalization (tardiness of services and caregivers' overtime) takes time to converge to zero.

2.3.4 Numerical experiments

2.3.4.1 Test instances

The test instances have been randomly generated using benchmark instances from [74]. The HHC center is supposed to provide six types of services $S = \{1, \dots, 6\}$ to patients. Caregivers are divided into two groups with different skills. Each caregiver in the first group is qualified to provide at most three services, which are randomly selected from the subset $\{1, 2, 3\}$ of S . Accordingly, each caregiver in the second group is qualified to provide at most three services from subset $\{4, 5, 6\}$. Caregivers' duty length is set to 10 hours (600 minutes).

Patients and the HHC center are randomly located in the area of 100×100 (small territory) or 200×200 (large territory) distance units. Travel times T_{ij} are equal to the Euclidean distance between patients truncated to an integer. Processing times of services operations t_{is} are randomly chosen from $[10, 20]$ or $[20, 60]$. Patients' time windows are of length 120 minutes [74] and are placed at random within a daily planning period of 10 hours. For instances with two availability periods, the first period is planted within the first 5 hours. The second period is placed in the interval $[5, 10]$ with a deviation of at least 2 hours from the first period. In the case of three time windows, we randomly place them in the following intervals: $[0, 200]$, $[200, 400]$ and $[400, 600]$. Each patient requires single or double services, and 30% of patients are considered requesting double services [74], which is randomly drawn from $S = \{1, \dots, 6\}$. Only 50% of double services are considered to be simultaneous and the other 50% double services will be provided independently [74].

Four sets of instances are generated, each one is matched to a case of the four cases ($SSSTW$, $SSMTW$, $MSSST$ and $MSMTW$) and contains three subsets as well as two other subsets *Small* and *Large*. Table 2.7 summarizes the details of tested instances where 'Size' is the number of instances used in each subset and 'S' is the number of total requested services by all patients (number of jobs). For each instance, we start with the minimum number of caregivers as considered in [74]. When we consider large territory and service times in $[20, 40]$, we increase the number of caregivers until a feasible solution is found (see K in Table 2.7).

As described above, the same parameters used in [74] are adopted. However, we considered large service time duration $[20, 60]$ and large territory 200×200 , which is more realistic. For each subset (example: subset A), the first three instances (A1, A2 and A3) are used with service times in $[10, 20]$ and patients' positions in 100×100 ; the second three instances (A4, A5 and A6) are used with service times in $[20, 40]$ and patients' positions in 100×100 ; the

Table 2.7: Tested instances details

Set	Subset	Size	N	S	K	L
SSSTW	A	9	10	10	[3, 4]	1
	B	9	25	25	[5, 7]	1
	C	9	50	50	[10,12]	1
MSSTW	D	9	10	13	[3, 4]	1
	E	9	25	33	[5, 7]	1
	F	9	50	65	[10, 13]	1
SSMTW	G	9	10	10	3	2
	H	9	25	25	[5, 7]	2
	I	9	50	50	10	2
MSMTW	J	9	10	13	[3, 4]	2
	K	9	25	33	[5, 8]	2
	L	9	50	65	[10, 14]	2
Small	M	9	10	[12,16]	[3, 5]	[1, 3]
Large	N	4	[70, 200]	[100, 200]	[20, 40]	3

last three instances (A7, A6 and A9) are used with service times in $[10, 20]$ and patients' positions in 200×200 . In the set *small*, the proportion of patients requesting multiple services is varied from 20% to 60% and the number of time windows is also varied for each patient from 1 to 3. In the set *Large*, we assign to each patient 3 time windows and he can request up to 3 services. 35% of patients are assumed requesting multiple services, see tables 2.12 and 2.13. The parameter N_k with $k \in \{1, 2, 3\}$, refers to the number of patients who requested k services and therefore k caregivers should be assigned. Caregivers' qualifications are randomly assigned without sharing them into two groups as was done for the sets *SSSTW*, *SSMTW*, *MSSST* and *MSMTW*. The weights of the objective functions are set to 0.5 ($\alpha = \beta = 0.5$). Several tests were performed to adjust the tuning parameters. Thus, the latter ones are defined as follows:

- Shaking order: switch, intra-swap, inter-swap and shift;
- Local search methods order: inter-swap, intra-swap, shift and switch;
- Stopping criterion: no improvement over the best solution for 100 iterations ($m_1 = 100$);
- number of times a neighborhood is applied in shaking phase $c + 1$ ($m_2 = c + 1$);
- $\gamma = 100$ and $MaxIterSyn = 2 \times c$.

Table 2.8: Numerical results for instances with single service and single time window.

Set	CPLEX				GVNS (10 runs)				
	LB	Z	GAP	CPU	Best	Worst	Average	Gap	CPU
A1	341.50	341.50	0.00%	2.47	341.50	341.50	341.50	0.00%	< 1
A2	211.50	211.50	0.00%	1.98	211.50	211.50	211.50	0.00%	< 1
A3	290.00	290.00	0.00%	2.03	290.00	290.00	290.00	0.00%	< 1
A4	206.00	206.00	0.00%	2.09	206.00	206.00	206.00	0.00%	< 1
A5	331.00	331.00	0.00%	1.88	331.00	331.00	331.00	0.00%	< 1
A6	331.00	331.00	0.00%	2.07	331.00	331.00	331.00	0.00%	< 1
A7	246.00	246.00	0.00%	2.83	246.00	246.00	246.00	0.00%	< 1
A8	345.00	345.00	0.00%	2.71	345.00	345.00	345.00	0.00%	< 1
A9	225.00	225.00	0.00%	2.16	225.00	225.00	225.00	0.00%	< 1
B1	195.00	195.00	0.00%	1787	195.00	207.00	201.10	3.03%	5.65
B2	211.50	211.50	0.00%	149.16	211.50	217.50	214.20	1.26%	5.85
B3	308.50	308.50	0.00%	697.50	308.50	317.50	311.90	1.09%	5.21
B4	340.50	340.50	0.00%	24.41	340.50	340.50	340.50	0.00%	4.04
B5	277.50	277.50	0.00%	12.73	277.50	277.50	277.50	0.00%	5.75
B6	345.50	345.50	0.00%	466.13	345.50	367.00	353.25	2.19%	6.23
B7	437.00	437.00	0.00%	1274	437.00	437.00	437.00	0.00%	5.79
B8	125.00	125.00	0.00%	241.73	125.00	146.50	129.90	3.77%	7.57
B9	184.50	184.50	0.00%	305.84	184.50	254.00	195.80	5.77%	7.7
C1	156.26	519.50	69.92%	7200	461.50	471.45	483.00	67.65%	107.49
C2	58.78	672.00	91.25%	7200	545.50	606.00	573.35	89.75%	119.79
C3	18.50	671.00	97.24%	7200	575.00	602.00	584.70	96.84%	116.56
C4	46.50	665.50	93.01%	7200	609.50	665.00	649.70	92.84%	84.99
C5	2.44	221.00	98.90%	7200	221.00	280.50	235.90	98.97%	91.27
C6	97.57	369.00	73.56%	7200	334.00	411.00	365.75	73.32%	100.86
C7	30.76	552.50	94.43%	7200	514.00	574.00	551.65	94.42%	112.14
C8	0.00	179.00	100%	7200	152.00	216.00	188.40	100%	115.77
C9	60.89	136.50	55.39%	7200	132.00	239.00	196.65	69.04%	117.36

2.3.4.2 Computational results

Instances are generated as described above and solved within a time limit of 2 hours. For the set *SSSTW*, the instances of the subsets *A* and *B* are optimally solved. The CPLEX solver failed to reach optimal solutions for instances of the subset *C*, gaps of reached solutions are in the interval [55.39%, 100%] (see Table 2.8). For the set *MSSTW*, the instances of the subset *D* and the instances *E1*, *E5*, *E7*, *E8* and *E9* are optimally solved. The CPLEX solver

Table 2.9: Numerical results for instances with multiple services and single time window.

Set	CPLEX				GVNS (10 runs)				
	LB	Z	GAP	CPU	Best	Worst	Average	Gap	CPU
D1	159.00	159.00	0.00%	2.32	159.00	159.00	159.00	0.00%	< 1
D2	150.50	150.50	0.00%	1.91	150.50	150.50	150.50	0.00%	< 1
D3	208.00	208.00	0.00%	3.16	208.00	214.00	209.55	0.74%	< 1
D4	115.00	115.00	0.00%	3.39	115.00	115.00	115.00	0.00%	< 1
D5	275.50	275.50	0.00%	2.44	275.50	275.50	275.50	0.00%	< 1
D6	218.50	218.50	0.00%	2.96	218.50	218.50	218.50	0.00%	< 1
D7	227.00	227.00	0.00%	2.09	227.00	227.00	227.00	0.00%	< 1
D8	343.50	343.50	0.00%	2.06	343.50	343.50	343.50	0.00%	< 1
D9	113.50	113.50	0.00%	2.1	113.50	113.50	113.50	0.00%	< 1
E1	42.50	42.50	0.00%	2822	42.50	58.00	48.75	12.82%	37.58
E2	42.75	67.00	36.19%	7200	67.00	97.50	79.70	46.36%	30.80
E3	81.50	147.00	44.56%	7200	147.00	163.00	155.00	47.42%	29.81
E4	186.25	249.00	25.20%	7200	249.00	280.50	260.20	28.42%	21.13
E5	283.00	283.00	0.00%	317.86	283.00	285.50	283.70	0.25%	34.79
E6	229.83	336.00	31.60%	7200	336.00	843.50	643.35	64.28%	32.17
E7	82.00	82.00	0.00%	167.25	82.00	155.00	103.00	20.39%	26.86
E8	195.50	195.50	0.00%	367.14	195.50	373.00	248.45	21.31%	45.25
E9	80.50	80.50	0.00%	551.05	80.50	152.00	123.35	34.74%	35.12
F1	0.00			7200	202.50	237.00	220.40	100%	537.73
F2	0.00			7200	335.50	404.50	367.00	100%	516.14
F3	28.50			7200	530.50	580.00	546.70	94.79%	475.02
F4	0.00	495.50	100%	7200	365.50	422.00	385.70	100%	480.81
F5	0.00	368.00	100%	7200	295.50	325.00	310.50	100%	504.58
F6	22.00			7200	313.50	373.00	344.30	93.61%	575.58
F7	0.00			7200	242.00	289.00	266.90	100%	815.32
F8	24.00			7200	281.50	419.00	339.50	92.93%	1015.05
F9	13.50			7200	219.00	337.50	265.00	94.91%	731.01

failed to reach optimal solutions for the instances $E2$, $E3$, $E4$, $E6$, $F4$ and $F5$, gaps of reached solutions are in the interval $[25.20\%, 100\%]$. A feasible solution has not been found for the instances $F1$, $F2$, $F3$, $F6$, $F7$, $F8$ and $F9$ (see Table 2.9).

For the set $SSMTW$, the instances of the subset G as well as the instances $H4$, $H5$ and $H7$ are optimally solved. The CPLEX solver was not able to reach optimal solutions for the remaining instances of the subset H and the instance $I3$, the gaps of reached solutions are in the

Table 2.10: Numerical results for instances with single service and multiple time windows.

Set	CPLEX				GVNS (10 runs)				
	LB	Z	GAP	CPU	Best	Worst	Average	Gap	CPU
G1	159.50	159.50	0.00%	3.00	159.50	164.50	160.00	0.31%	< 1
G2	51.50	51.50	0.00%	2.40	51.50	61.00	53.40	3.56%	< 1
G3	64.00	64.00	0.00%	2.56	64.00	64.00	64.00	0.00%	< 1
G4	181.50	181.50	0.00%	2.86	181.50	188.50	184.30	1.52%	< 1
G5	170.00	170.00	0.00%	2.49	170.00	203.00	176.45	3.66%	< 1
G6	129.50	129.50	0.00%	2.42	129.50	154.50	132.00	1.89%	< 1
G7	57.00	57.00	0.00%	2.70	57.00	57.00	57.00	0.00%	< 1
G8	163.00	163.00	0.00%	2.33	163.00	163.00	163.00	0.00%	< 1
G9	92.50	92.50	0.00%	4.83	92.50	107.50	95.50	3.14%	< 1
H1	79.33	92.00	13.77%	7200	92.00	132.00	116.40	31.85%	13.79
H2	39.07	121.00	67.71%	7200	111.00	121.00	114.75	65.95%	18.66
H3	0.00	100	100%	7200	88.00	134.00	109.10	100%	14.22
H4	239.50	239.50	0.00%	6044	239.50	331.00	278.85	14.11%	15.99
H5	87.50	87.50	0.00%	1157	87.50	144.50	98.55	11.21%	16.56
H6	101.50	205.50	50.61%	7200	202.00	231.50	218.95	53.64%	22.46
H7	115.50	115.50	0.00%	433.53	115.50	162.50	131.50	12.17%	16.34
H8	150.12	196.00	23.41%	7200	184.00	220.50	200.40	25.09%	22.95
H9	6.50	46.50	86.02%	7200	46.50	118.00	82.85	92.15%	24.15
I1	0.00			7200	162.00	211.50	179.55	100%	316.99
I2	0.00			7200	126.50	155.50	140.15	100%	200.36
I3	0.00	258.50	100%	7200	90.00	175.50	135.45	100%	306.37
I4	0.00			7200	336.00	437.50	369.35	100%	329.10
I5	0.00			7200	141.50	240.00	183.45	100%	232.57
I6	0.00			7200	239.50	330.50	274.20	100%	194.80
I7	0.00			7200	74.00	179.00	127.15	100%	300.17
I8	0.00			7200	108.50	1035.00	276.80	100%	351.80
I9	0.00			7200	64.00	214.00	136.10	100%	254.03

interval [13.77%, 100%]. A feasible solution was not found for the subset I except the instance $I3$ (see Table 2.10). For the set $MSMTW$, the instances of the subset J are optimally solved. The CPLEX solver failed to reach optimal solutions for the subset K , gaps of reached solutions are in the interval [54.55%, 100%]. A feasible solution was not found for the subset L (see Table 2.11).

For the set $Small$, all instances are optimally solved (see Table 2.12) while the CPLEX

Table 2.11: Numerical results for instances with multiple services and multiple time windows.

Set	CPLEX				GVNS (10 runs)				
	LB	Z	GAP	CPU	Best	Worst	Average	Gap	CPU
J1	161.00	161.00	0.00%	3.71	161.00	242.00	199.90	19.46%	1.19
J2	130.50	130.50	0.00%	12.89	130.50	239.00	168.00	22.32%	1.05
J3	102.50	102.50	0.00%	6.01	102.50	192.00	152.90	32.96%	1.13
J4	311.00	311.00	0.00%	6.00	311.00	361.00	341.10	8.82%	1.30
J5	160.50	160.50	0.00%	13.60	160.50	192.00	168.40	4.69%	1.65
J6	160.00	160.00	0.00%	10.40	160.00	213.00	172.55	7.27%	1.84
J7	246.50	246.50	0.00%	5.65	246.50	278.50	254.90	3.30%	1.31
J8	57.50	57.50	0.00%	6.61	57.50	145.50	66.30	13.27%	1.94
J9	165.00	165.00	0.00%	32.49	165.00	227.00	192.55	14.31%	1.75
K1	0.00	177.00	100%	7200	130.00	155.00	157.70	100%	81.69
K2	37.50	82.50	54.55%	7200	121.50	321.50	194.65	80.73%	76.40
K3	0.00	118.50	100%	7200	156.50	248.00	176.65	100%	85.54
K4	0.00	381.00	100%	7200	414.50	549.00	491.60	100%	91.87
K5	0.00	219.50	100%	7200	198.50	362.50	299.35	100%	66.85
K6	0.00	286.00	100%	7200	245.00	420.50	314.45	100%	82.84
K7	0.00	294.00	100%	7200	289.00	410.50	329.05	100%	89.73
K8	4.00	76.50	94.77%	7200	66.00	240.00	161.20	97.52%	97.75
K9	0.00	201.50	100%	7200	126.00	202.50	176.55	100%	83.08
L1	0.00			7200	205.50	328.50	240.30	100%	1526.36
L2	0.00			7200	108.50	227.50	155.55	100%	1280.94
L3	0.00			7200	127.50	219.00	177.75	100%	2066.75
L4	0.00			7200	409.00	566.00	462.05	100%	1268.54
L5	0.00			7200	237.50	424.50	313.60	100%	1427.12
L6	0.00			7200	490.00	803.50	661.60	100%	1137.31
L7	0.00			7200	256.50	717.00	425.50	100%	1558.86
L8	0.00			7200	214.50	384.00	284.50	100%	1350.42
L9	0.00			7200	251.50	488.00	326.50	100%	1347.50

solver failed to find feasible solutions for the instances of the set *Large* (see Table 2.13). Table 2.12 shows that when increasing the number of time windows, this leads to an increasing of the CPU running time as well as to a minimization of the objective function Z . As the percentage of patients requiring multiple services and the number of time windows per patient increases, the CPU running time increases. For the same number of patients (10), the CPU running time

Table 2.12: Numerical results for small instances with varying the number of time windows from 1 to 3 and the percentage of patients requesting multiple services from 20% to 60%.

Set					CPLEX			GVNS (10 runs)				
Small	N	K	S	L	LB	Z	CPU	Best	Worst	Average	Gap	CPU
M1				1	223.00	223.00	2.82	223.00	223.00	223.00	0.00%	< 1
M2	10	3	12	2	19.00	19.00	6.84	19.00	29.50	20.90	9.09%	1.05
M3				3	8.50	8.50	8.75	8.50	28.5	16.35	48.01%	1.16
M4				1	288.50	288.50	2.15	288.50	289.00	288.55	0.02%	1.23
M5	10	3	14	2	146.50	146.50	14.94	146.50	199.00	167.20	12.38%	1.88
M6				3	51.00	51.00	25.91	51.00	102.50	80.55	36.69%	1.69
M7				1	424.50	424.50	201.98	424.50	429.50	425.50	0.24%	2.85
M8	10	5	16	2	51.00	51.00	436.92	51.00	136.50	81.15	37.15%	6.87
M9				3	29.50	29.50	3202	29.50	51.00	35.95	17.94%	7.74

Table 2.13: Numerical results for large instances with multiple services and multiple time windows.

Set								CPLEX			GVNS (1 run)		
Large	S	K	N	N ₁	N ₂	N ₃	L	LB	Z	CPU	Z	Gap	CPU
N100s	100	20	70	46	18	6	3	0	-	7200	179.00	100%	1816.77
N100p	100	20	100	100	0	0	3	0	-	7200	95.50	100%	342.40
N200s	200	40	140	92	36	12	3	0	-	7200	488.00	100%	8613.52
N200p	200	40	200	200	0	0	3	0	-	7200	212.50	100%	3314.38

jumped from 2.82 seconds (instance *M1* with 12 jobs and a single time window per patient) to 3202 seconds (instance *M9* with 16 jobs and 3 time windows per patient).

To sum up, for the set *SSSTW*, 18 instances are optimally solved while for the remaining instances, only feasible solutions are provided. For the set *MSSTW*, 14 instances are optimally solved, a feasible solution is found for 6 instances and the CPLEX solver failed to find a feasible solution for 7 instances. For the set *SSMTW*, 12 instances are optimally solved, a feasible solution is found for 7 instances and the CPLEX solver could not find a feasible solution for 8 instances. For the set *MSMTW*, 9 instances are optimally solved, a feasible solution is found for 9 instances and the CPLEX solver could not find a feasible solution for 9 instances. For the subset *Small*, all instances are solved to optimality and no feasible solution is found for the instances of the subset *Large* (see Table 2.14, "*CPLEX_{Better}*" presents the number of the CPLEX solutions that are better are than those found by GVNS).

Instances become more complicated when multiple services, synchronization and multiple time windows constraints are considered. Multiple care services increase the number of patients' visits, which in turn increases the number of caregivers involved in the scheduling. The

synchronization of visits makes the problem more complex because caregivers should be available at the same time to provide simultaneous services. Multiple time windows constraints are hard to satisfy since their complexity is exponential. Indeed, if there are n patients with p availability periods for each, we have p^n possibilities to select for each patient an availability period to receive care services.

Table 2.14: Comparison between solutions found by the CPLEX solver and GVNS

Set	Cplex solutions			GVNS solutions			GVNS vs Cplex	
	O	F	NS	O	F	NS	Cplex _{Better}	GVNS _{Better}
SSSTW	18	9	0	18	9	0	0	8
MSSTW	14	6	7	14	13	0	0	9
SSMTW	12	7	8	12	15	0	0	13
MSMTW	9	9	9	9	18	0	3	15
Small	9	0	0	9	0	0	0	0
large	0	0	4	0	4	0	0	4
Total	62	31	28	62	59	0	3	49

Abbreviations: **O** (Optimal), **F** (Feasible), and **NS** (No solution).

Although exact methods give the optimal solution, their computation time increases monotonically with the size of the problem. The GVNS based heuristic combined with the proposed strategy, which aims to select a time window for each patient to receive visits and ensures the synchronization of simultaneous services, could solve all instances in a very short computational CPU running time. GVNS could find all optimal solutions in a short computing time at least once in 10 runs. In the case where the CPLEX solver fails to reach optimal solutions, GVNS showed the best performance in terms of the solution quality on the 49 instances. In Table 2.14, "GVNS_{Better}" expresses the number of GVNS solutions that are better than those found by the CPLEX solver. The worst CPU time of instances solved to optimality is on average 4.525 seconds (45.25 for 10 runs), which is elapsed to solve instance *E8*. Contrariwise, CPU times of CPLEX optimal solutions are varying from 1 to 6044 seconds. GVNS was able to reach better solutions than most of the feasible solutions found by the CPLEX solver (see Tables 2.8, 2.9, 2.10 and 2.11). The CPLEX solver failed to find feasible solutions for the instances of 50 patients with double services and/or double time windows except 3 from 27 instances (see the sets *F*, *I* and *L* in Tables 2.9, 2.10 and 2.11). GVNS was able to solve up to 200 jobs with 3 times windows per patients and 3 services for some patients (see Table 2.13).

2.4 Conclusion

The HHC companies aim to meet two requirements for the management of their medical service operations. They have to meet patient demands at the right time and coordinate caregivers'

activities in order to reduce operating costs. From this perspective, this chapter addressed the HHCRSP with multiple time windows and multiple synchronized services (HHCRSP-MTW-MSS).

First we dealt with the HHCRSP with soft/flexible multiple time windows. The objective aims to minimize the earliness and tardiness of providing services as well as to minimize caregivers' waiting times. We showed through a comparison that instances with multiple time windows are better optimized than those with single availability period. Then, we generalized the model to allow patients to request multiple services with a possible synchronization. The objective is to optimize caregivers' waiting time as well as to balance their workload in order to establish a daily planning.

Exact methods are powerless to solve small instances in a reasonable computation time due to the model that extends an NP-hard problem (VRP) as well as the consideration of multiple time windows and synchronization constraints. To overcome this limitation, a GVNS based heuristic is proposed and combined with a strategy that aims to select a time window for each patient and ensure the synchronization of simultaneous services in order to solve the model. Several tests were carried out on a randomly generated data to assess GVNS performance in terms of solution quality and efficiency. It is worth mentioning that unlike exact methods, the tests proved the high performance of the GVNS to deal with large instances in a very short computational time.

The objectives aimed at improving the performance of HHC companies are not only limited to those treated in this chapter. An interesting future work is to extend the proposed model to a multi-objective problem and develop approaches to handle the multi-criteria case. A second perspective is to extend the proposed model to deal with stochastic travel and service times since deterministic models ignore uncertainties that could happen. Also, in the event that a new risky service needs to be provided or a requested service is canceled, it would be interesting to propose solution approaches that avoid revising the overall planning.

CHAPTER

3

STOCHASTIC HOME HEALTH CARE ROUTING AND SCHEDULING PROBLEM

3.1 Introduction

In this chapter, we study the HHCRSP with particular interest in the uncertainty of parameters. Demand, travel and service times are the main parameters that are exposed to the uncertainty. We consider the uncertainty of travel and service times because these two parameters are critical elements in the planning, any change could affect the overall planning and service quality would be poor or even risky. The uncertainty in travel times may be due to common factors such as varying road conditions, driving skills and weather conditions [90]. However, the service time is not always fixed as estimated due to practical reasons, such as diagnosing time and parking situations [90]. Several models and methods have been proposed in the literature to deal with the HHCRSP but most of them are deterministic and generally less robust. The predefined schedule should be revised for any change in practical situations. Otherwise, there will probably be delays in the services for patients who have not yet been visited, which will cause their dissatisfaction.

Several models [29, 14, 15] have been proposed in the literature to deal with the uncertainty. The chance constrained model [29] tries to find a solution for which the failure probability is less than some given threshold. In the failure case, the cost of corrective actions is not taken into consideration [52]. In the robust optimization [14], the constructed solution is feasible for any realization of the uncertainty in a given set [17]. This model looks in a minimax fashion for the solution that provides the best “worst case” and solutions may be overly pessimistic.

The uncertainty in this model is not stochastic, but rather deterministic and set-based [17]. The SPR model [15] aims to find a first stage solution that minimizes the expected cost of the second stage solution, which is equal to the cost of the first stage solution plus the expected net cost of recourse [52]. A recourse is introduced in the second stage if a solution goes against the constraints. The objective function of the SPR model is more meaningful than the chance constrained model [52]. The SPR model is adopted to deal with stochastic parameters.

In this chapter, a SPR model is proposed to deal with the HHCRSP where uncertainties in terms of traveling and caring times are considered. The objective is to minimize the transportation cost and the expected value of recourse. We deal with stochastic travel and service times, the simulation is used since computing the expected real value by an explicit mathematical formula is very complex. Classical solvers such as CPLEX and GUROBI are not suitable to be used with the simulation since their computation time increases monotonically with the problem size and the simulation takes time to converge towards the expected real value. The GA based heuristic is adopted and combined with Monte Carlo simulation to solve the SPR model. Abundant experiments in the literature show that GA based heuristic has a good ability for global searching [91]. In addition, parameters of GA are independent of problem parameters (e.g. number of services). In contrast, heuristics that extend and improve local search strategies such as TS and VNS suffer from this problem, the number of neighborhoods increases with the problem size. At each time a neighborhood is browsed, the simulation is carried out to estimate the expected value of recourse, it requires time to find a good estimation. Indeed, as much as the number of iterations tends to infinity, the estimated value tends towards the expected real value (Law of large numbers). The GA is more suitable to solve the SPR model as its parameters are not depending on the problem size. The only parameter that could increase the complexity (number of running the simulation) is the population size. However, it is controllable and could be fixed independently of the problem size. In doing so, the complexity faced in heuristics extending local search methods will be avoided.

We deal with two stochastic problems. In the first one, we propose a SPR model to deal with the HHCRSP where uncertainties in terms of traveling and caring times that may occur as well as synchronization of services are considered. The objective is to minimize the transportation cost and the expected value of recourse, which is estimated using Monte Carlo simulation. The recourse is defined as a penalty cost for patients' delayed services and a remuneration for caregivers' extra working time. We show through numerical tests that GVNS is not suitable to be combined with the simulation to solve the SPR model and the adequacy of the GA since its parameters do not depend the problem parameters as explained above.

In the second one, we assume that time windows are hard/fixed, which must be respected without any earliness or tardiness. To ensure that the requested services are provided within patients' time windows, the recourse is defined as skipping patients when their time windows will be violated. To increase the chance of providing the maximum of services, patients can specify multiple time windows. The objective is to minimize the transportation cost and the expected value of recourse, which is estimated using Monte Carlo simulation. The recourse

expresses the average number of un-visited patients.

This chapter is organized as follows: The definition of the problems studied are described in sections 3.2.1 and 3.3.1. In sections 3.2.1 and 3.3.1, the problems are formulated as SPR models with a description of the different parameters, variables and constraints taken into account. Sections 3.2.3 and 3.3.3 describe the GA. The test instances, the experimental settings and the performance of the GVNS and/or GA are presented in sections 3.2.5 and 3.3.4. Finally, the chapter ends with a conclusion in section 3.4.

3.2 Stochastic home health care routing and scheduling problem with multiple synchronized services

3.2.1 Problem statement

in this section we consider the problem statement defined in 2.3.1 with stochastic travel and service times. However, each patient has only a single time windows in which he is available to be visited. The problem is to define a daily planning in order to minimize the transportation cost and the expected value of recourse caused by patients' delayed services and caregivers' extra working time.

3.2.2 Mathematical formulation

The problem is formulated as a two-stage stochastic programming model with recourse. The first stage aims to compute the transportation cost while the second stage is to introduce the recourse, which is defined as a penalty cost for patients' delayed services and a remuneration for caregivers' extra working time. The new notation of sets, decision variables and parameters used in the model are defined as follows:

3.2.2.1 Deterministic parameters

- c_{ij} : transportation cost between patients i and j .

3.2.2.2 Stochastic parameters

- \tilde{T}_{ij} : travel time from the patient i to the patient j ;
- \tilde{t}_{is} : processing time of the service operation s at the patient $i \in N$;
- $\mathbb{E}(\cdot)$: the expected value of the second stage of the model, which expresses the recourse value caused by extra working times and delayed services operations.

3.2.2.3 Decision variables

- \tilde{S}_{ik} : start time of a service operation at the patient i provided by the caregiver k .

3.2.2.4 Parameters for recourse model

- v_i : tardiness of a service operation at the patient i ;
- o_k : extra working time for the caregiver k ;
- α : unit penalty cost for a tardiness of a service operation;
- γ : caregiver's remuneration unit for an extra working time.

3.2.2.5 Mathematical model

The stochastic programming model with recourse formulation proposed to solve the HHCRSP with stochastic travel and service times, which is adapted from our previous work [7] and the recourse model from [91] by adding other constraints of the HHC context (multiple services and synchronization), is defined as follows:

$$\begin{aligned} \min Z = & \sum_{k=1}^c \sum_{i=0}^n \sum_{j=1}^{n+1} c_{ij} x_{ijk} + \mathbb{E}[\min(\alpha \sum_{i=1}^n v_i + \gamma \sum_{k=1}^c o_k)] \\ \text{s.t.} & \end{aligned}$$

$$\sum_{i=0}^n \sum_{k=1}^c x_{ijk} = \sum_{s=1}^q \delta_{js} \quad \forall j \in N \quad (3.1)$$

$$\sum_{j=1}^{n+1} \sum_{k=1}^c x_{ijk} = \sum_{s=1}^q \delta_{is} \quad \forall i \in N \quad (3.2)$$

$$\sum_{i=0}^n x_{i,n+1,k} = 1 \quad \forall k \in K \quad (3.3)$$

$$\sum_{j=1}^{n+1} x_{0,j,k} = 1 \quad \forall k \in K \quad (3.4)$$

$$\sum_{i=0}^n x_{imk} = \sum_{j=1}^{n+1} x_{m,jk} \quad \forall m \in N, k \in K \quad (3.5)$$

$$\tilde{S}_{ik} + \sum_{s=1}^q \tilde{t}_{is} y_{iks} + \tilde{T}_{ij} \leq \tilde{S}_{jk} + (1 - x_{ijk})M \quad \forall i \in N^0, j \in N^{n+1}, k \in K \quad (3.6)$$

$$\tilde{S}_{ik} \leq \sum_{s=1}^q y_{iks} M \quad \forall i \in N, k \in K \quad (3.7)$$

$$\sum_{j=1}^{n+1} x_{ijk} = \sum_{s=1}^q y_{iks} \quad \forall i \in N, k \in K \quad (3.8)$$

$$2y_{iks} \leq \delta_{is} + \Delta_{ks} \quad \forall i \in N, s \in S, k \in K \quad (3.9)$$

$$\sum_{s=1}^q y_{iks} \leq 1 \quad \forall i \in N, k \in K \quad (3.10)$$

$$\sum_{k=1}^c y_{iks} \leq 1 \quad \forall i \in N, s \in S \quad (3.11)$$

$$d_k \leq \tilde{S}_{0k} \quad \forall k \in K \quad (3.12)$$

$$\tilde{S}_{(n+1)k} \leq e_k + o_k \quad \forall k \in K \quad (3.13)$$

$$\left(\sum_{s=1}^q y_{iks} - 1 \right) M + a_i \leq \tilde{S}_{ik} \quad \forall i \in N, k \in K \quad (3.14)$$

$$\tilde{S}_{ik} + \sum_{s=1}^q \tilde{t}_{is} y_{iks} \leq b_i + v_i + \left(1 - \sum_{s=1}^q y_{iks} \right) M \quad \forall i \in N, k \in K \quad (3.15)$$

$$\sum_{v=1}^c \tilde{S}_{iv} - \sum_{s=1}^q \delta_{is} \tilde{S}_{ik} \leq (2 - \lambda_i - \sum_{s=1}^q y_{iks}) M \quad \forall i \in N, k \in K \quad (3.16)$$

$$\sum_{v=1}^c \tilde{S}_{iv} - \sum_{s=1}^q \delta_{is} \tilde{S}_{ik} \geq \left(\sum_{s=1}^q y_{iks} + \lambda_i - 2 \right) M \quad \forall i \in N, k \in K \quad (3.17)$$

$$x_{iik} = 0 \quad \forall i \in N, k \in K \quad (3.18)$$

$$\tilde{S}_{ik} \geq 0 \quad \forall i \in N, k \in K \quad (3.19)$$

$$v_i \geq 0 \quad \forall i \in N \quad (3.20)$$

$$o_k \geq 0 \quad \forall k \in K \quad (3.21)$$

$$x_{ijk} \in \{0, 1\} \quad \forall i \in N, j \in N, k \in K \quad (3.22)$$

$$y_{iks} \in \{0, 1\} \quad \forall i \in N, k \in K, s \in S \quad (3.23)$$

The objective function is to minimize the total transportation cost and the expected value of recourse caused by patients' tardiness of services operations and caregivers' extra working times. Constraints (3.1)-(3.23) are already defined in 2.3.2.

3.2.2.6 The expected recourse estimation procedure

The recourse model in stochastic programming is formulated by different ways depending on the nature of the problem. The recourse will be introduced if a solution goes against the constraints. On the VRP with capacity (CVRP) and stochastic demand, the recourse could be defined as returning to the depot if a vehicle is filled and assigned customers are not all visited. This recourse could be applied only to CVRP. In [42], recourse policies are defined as: skipping the service at the current customer and skipping the visit at the next customer. The main drawback of this recourse is to decrease patients' satisfaction since their requested services could be ignored. In our problem, the recourse model considered in [91] is adopted, since

Algorithm 3: The expected recourse estimation procedure

```

1 Initialization: ;
2   - Set  $iter = 0$  ;
3   -  $V_k$ : set of patients assigned to the caregiver  $k$  ;
4 while (condition 1 or condition 2) do
5   | Generate randomly  $\tilde{T}_{ij}$  ;
6   | Generate randomly  $\tilde{t}_{js}$  ;
7   | while ( $SS_j$  is changing) do
8   | | Set  $sum_T = 0$  and  $sum_O = 0$ ;
9   | | for  $k \leftarrow 1$  to  $K$  do
10  | | | for  $j \in V_k$  do
11  | | | | Set  $v_j = 0$  ;
12  | | | | if  $\lambda_j = 0$  then
13  | | | | | Calculate  $\tilde{S}_{jk}$  ;
14  | | | | | if  $\tilde{S}_{jk} + \tilde{t}_{js} > b_j$  then
15  | | | | | | Set  $v_j \leftarrow \tilde{S}_{jk} + \tilde{t}_{js} - b_j$  ;
16  | | | | | end
17  | | | | else
18  | | | | | Calculate  $\tilde{SS}_j$  ;
19  | | | | | if  $\tilde{SS}_j + \tilde{t}_{js} > b_j$  then
20  | | | | | | Set  $v_j \leftarrow \tilde{SS}_j + \tilde{t}_{js} - b_j$  ;
21  | | | | | end
22  | | | | end
23  | | | |  $sum_T \leftarrow sum_T + v_j$  ;
24  | | | end
25  | | | Set  $o_k = 0$  ;
26  | | | if  $\tilde{S}_{(N+1)k} > e_k$  then
27  | | | | Set  $o_k \leftarrow \tilde{S}_{(N+1)k} - e_k$  ;
28  | | | | end
29  | | | |  $sum_O \leftarrow sum_O + o_k$  ;
30  | | end
31  | end
32  |  $iter \leftarrow iter + 1$  ;
33 end
34 Set  $\widehat{\mathbb{E}}(.) \leftarrow \frac{\alpha \times sum_T + \gamma \times sum_O}{iter}$  ;

```

we consider that all patients' requested services will be provided. Constraints related to travel and service times will be relaxed to soft ones, and recourse will be introduced if a solution goes against these constraints. The recourse is defined as: a penalty cost for a tardiness of a service operation and a remuneration for an extra working time.

Monte Carlo simulation [104] is a method for estimating a numerical quantity that uses random numbers. Computing the real expected value ($\mathbb{E}(\cdot)$) is very complex since caregivers' routes are dependent and travel and service times are considered stochastic. This simulation is used as an alternative way to compute the estimated value of recourse ($\widehat{\mathbb{E}}(\cdot)$). $\widehat{\mathbb{E}}(\cdot)$ gives the

average recourse that will be incurred for a given schedule. A robust planning will be performed since different scenarios that might occur have been simulated. The recourse of tardiness of services operations and caregivers' overtimes working that might arise will be approximated by $\widehat{\mathbb{E}}(\cdot)$.

Algorithm 3 is performed to estimate the expected value of recourse ($\widehat{\mathbb{E}}(\cdot)$). sum_T is the total tardiness of services operations occurred at patients. sum_O is the total extra working times of caregivers and SS_i is the synchronized starting time for the patient i . Given a solution, patients are assigned to caregivers and caregivers' routes (order of visiting) are defined. Firstly, caregivers' transportation cost are computed, which are independent of travel and service times. Secondly, Monte Carlo simulation 3 is used to estimate the expected value of recourse caused by patients' delayed services and caregivers' extra working time. At each iteration, caregivers' travel times \tilde{T}_{ij} and patients' service times \tilde{t}_{is} are randomly generated, then the synchronization of services operations will be ensured. The estimation procedure is running until either condition 1 or condition 2 is met. Condition 1 is fixed as a maximum number of iterations, denoted by $MaxIterMCS$, and condition 2 is defined as follows: $gap = \left| \frac{E(\cdot)_{(Iter-1)} - E(\cdot)_{Iter}}{E(\cdot)_{(Iter-1)}} \right| < \epsilon$. This condition means that the gap must exactly hold at a maximum number of iterations, denoted by $MaxIterGap$, and it expresses the gap between $E(\cdot)_{(Iter-1)}$ and $E(\cdot)_{Iter}$ with an error ϵ . In other words, the estimated value is considered close to the real value when the formula is satisfied ($gap < \epsilon$) for the fixed maximum number of iterations, which means that $E(\cdot)_{Iter}$ are close to each other for the last $MaxIterGap$ iterations. The counter is set to zero if the formula is not satisfied for an iteration. The more ϵ is reduced to 0 and $MaxIterGap$ increases, the more the estimated value tends towards the expected real value. However, the computational time increases significantly given that for each individual the expected value is calculated. Condition 1, i.e. $MaxIterMCS$, is used to avoid falling into an infinite loop that could be caused by the condition 2, especially when ϵ tends towards 0 and $MaxIterGap$ tends towards a large number. The condition used in [91], is a particular case of the proposed conditions ($\epsilon = 0$, $MaxIterGap = +\infty$ and $maxIterMCS = 100$).

3.2.3 Genetic algorithm

The main drawback of exact methods is the allowed running time, which is not always enough even to find a feasible solution, especially for NP-hard problems. Several heuristics have been proposed and are able to yield near-optimal solutions to hard problems in a reasonable amount of time such as GA, which was invented by John Holland in the 1960s [60]. Abundant experiments in the literature show that GA based heuristics have a good ability for global searching [91], which involve a simulation of Darwinian "survival of the fittest". This simulation takes an initial population and through the mechanism of reproduction (selection, crossover and mutation), the produced offspring inherits parents' characteristics and will be added to the next generation. This process keeps on iterating and the fittest individuals will be kept in the end.

3.2.3.1 Crossover operator

The crossover operation is the main genetic operator in GA used to combine the genetic information of two parents to stochastically generate new offspring. A large number of crossover operators have been proposed such as 1-point crossover, 2-point crossover and uniform order crossover (UOX). These 3 crossover operators were implemented and tested on some instances to choose the best one, the UOX operator, was developed by David [34], gives better results. The UOX preserves the position of some genes and the relative ordering of the rest. After the selection of two parents is done, the two chromosomes are separated and the UOX operator is independently applied for each one (patients' chromosome and caregivers' chromosome) and then are recombined. A function is used to repair infeasible offspring according to assignment constraints. The UOX operator is applied as follows:

1. For each parent chromosome a binary string of the same length is randomly generated;
2. The intermediate offspring preserves genes of the first parent where the generated string contains "1";
3. Sort genes not preserved in the first parent in the same order as they appear in the second parent. For patients' chromosome, two genes are considered similar if patient's number and the requested service of each gene are equal. Replace genes not preserved in the first parent by genes of second parent for caregivers' chromosome.

Steps 1 and 2 are similar for both chromosomes (caregivers and patients). However, step 3 is adapted for each chromosome. Since the repetition of caregivers does not pose a problem, genes not preserved in first parent are replaced by genes of the second parent (see Figures 3.1 and 3.2). In contrast, each patient with the requested service operation must appear only once in the solution, sorting genes not preserved in the first parent in the same order as they appear in the second parent is mandatory to avoid the duplication or the deletion of a patient from the solution (see Figures 3.1 and 3.3)

3.2.3.2 Mutation operator

The role of the mutation operator, which is randomly performed with a small probability, is to avoid being trapped in local optima, to excavate the diversity of the individuals in the population and to diversify the search directions. Two mutation operators are proposed, patients' mutation operator is to exchange two patients' positions randomly generated, and caregivers' mutation operator is to switch an assigned caregiver to a patient randomly. Taking the example of the Table 3.1 and supposing that the probabilities of carried out mutation operators are satisfied for both chromosomes. The position for caregivers' chromosome is 1 and positions for patients' chromosome are 3 and 5. Table 3.2 shows the obtained solution after carry out the mutation operators.

Parent 1:	5 (2)	2 (1)	6 (2)	3 (1)	1 (2)	4 (3)	1 (3)
	2	1	1	2	1	2	2
Parent 2:	1 (3)	3 (1)	1 (2)	4 (3)	2 (1)	6 (2)	5 (2)
	1	1	2	2	1	1	2
Offspring:	5 (2)	4 (3)	2 (1)	3 (1)	1 (2)	6 (2)	1 (3)
	1	1	2	2	1	2	2

Figure 3.1: Example of parents and an offspring

Binary string :	0	1	0	0	1	1	0
Parent 1:	2	1	1	2	1	2	2
Parent 2:	1	1	2	2	1	1	2
Step 2:		1			1	2	
Step 3:	1		2	2			2
offspring:	1	1	2	2	1	2	2

Figure 3.2: Example of caregivers' crossover operator

Binary string :	1	0	0	1	1	0	1
Parent 1:	5 (2)	2 (1)	6 (2)	3 (1)	1 (2)	4 (3)	1 (3)
Parent 2:	1 (3)	3 (1)	1 (2)	4 (3)	2 (1)	6 (2)	5 (2)
Step 2:	5 (2)			3 (1)	1 (2)		1 (3)
Step 3:		4 (3)	2 (1)			6 (2)	
Offspring:	5 (2)	4 (3)	2 (1)	3 (1)	1 (2)	6 (2)	1 (3)

Figure 3.3: Example of patients' crossover operator

Table 3.1: Example of a solution

Patients	5 (2)	2 (1)	6 (2)	3 (1)	1 (2)	4 (3)	1 (3)
Caregivers	2	1	1	2	1	2	2

Table 3.2: Example of mutation operators

Patients	5 (2)	2 (1)	1 (2)	3 (1)	6 (2)	4 (3)	1 (3)
Caregivers	1	1	1	2	1	2	2

3.2.3.3 Fitness and selection

In selection phase, the fittest individuals are selected for reproduction, which let them pass their genes to the next generation. The most commonly known selection methods include roulette

rank selection, wheel selection, and tournament selection [54]. The first one suffers from the slow convergence and the sorting is done for the population to assign ranks, which increase the computational time. The second suffers from problem of premature convergence due to the possible presence of dominant individuals that always win the competition and are selected as a parent, which will be rewarded with a large number of offspring in the next generation while the population size is kept constant [4].

In this study, the tournament selection will be used. It consists of selecting some individuals from the population, then those individuals compete against each other. The one with the highest fitness wins and participates in reproduction. Two fitness functions are used to evaluate solutions, F_D is used for the deterministic model and F_{SPR} is used for the SPR model and are defined as follows:

$$F_D = \sum_{k=1}^c \sum_{i=0}^n \sum_{j=1}^{n+1} c_{ij} x_{ijk} + \beta(T_s + O_c) \quad (3.24)$$

$$F_{SPR} = \sum_{k=1}^c \sum_{i=0}^n \sum_{j=1}^{n+1} c_{ij} x_{ijk} + \mathbb{E}(\cdot) \quad (3.25)$$

Infeasible solutions according to time windows constraints are accepted with a penalty cost, which is the sum of tardiness of services operations T_s and caregivers' overtimes O_c . The coefficient β is introduced to ensure the convergence of infeasible solutions to feasible ones for the deterministic model, the more β is higher the more penalized solutions are to be eliminated from the population in selection step. The individual with small fitness will be selected.

3.2.3.4 Genetic algorithm procedure

At each time crossover and mutation operations are applied to the selected parents, the generated offspring might not be feasible. A service operation could be assigned to a caregiver who is not qualified to provide. To avoid this issue, the repair function is called after applying crossover and mutation operations. This function checks each assigned service to a caregiver and verify if he is qualified to provide it, otherwise, a randomly qualified caregiver is selected.

3.2.3.5 Initial population

The initial population for a given size P_{size} is randomly generated as follows:

- For $i = 1$ to P_{size} do:
- Generate a random visiting order (see Table 3.3);
- For each patient, assign a qualified caregiver randomly selected (see Table 3.4);
- Calculate the transportation cost and the expected value of recourse for the stochastic model by equation 3.25. For the deterministic model, the transportation cost, penalized tardiness of services operations and caregivers' extra working times are computed by equation 3.24.

Algorithm 4: GA procedure

```

1 Initialization: ;
2   - Define  $P_{size}$ : population size;
3   - Define  $P_c$ : crossover probability ;
4   - Define  $P_S$ : mutation probability ;
5   - Define  $P$ : population ;
6   - Define  $Off$ : Offspring ;
7 while (the stopping condition is not reached) do
8   for  $i \leftarrow 1$  to  $P_{size}$  do
9     Selection:  $P_1$  and  $P_2$  ;
10    Generate randomly  $p_1$  ;
11    if  $p_c < p_1$  then
12      | Set  $Off \leftarrow Crossover(P_1, P_2)$  ;
13    end
14    Generate randomly  $p_2$  ;
15    if  $p_m < p_2$  then
16      | Set  $Off \leftarrow Mutation(Off)$  ;
17    end
18    Repair  $Off$  ;
19  end
20  Set  $P \leftarrow Off$  ;
21 end

```

Table 3.3: Example of visiting order

Patients	5 (2)	1 (3)	3 (1)	1 (2)	4 (3)	2 (1)	6 (2)
Caregivers							

Table 3.4: example of caregivers' assignment to patients

Patients	5 (2)	1 (3)	3 (1)	1 (2)	4 (3)	2 (1)	6 (2)
Caregivers	1	2	2	1	1	2	1

3.2.4 Variable neighborhood search

The GVNS based heuristic and its parameters are further explained in the previous chapter (see sections 2.2.3 and 2.3.3).

3.2.5 Numerical experiments

3.2.5.1 Tuning parameters

A series of tests are performed to find the best values of tuning parameters (see Table 3.5). The stopping criterion for both GA and GVNS based heuristics is set as the number of no improvement in the best solution found for a maximum number of iterations. The total requested services of all patients is denoted by s .

Table 3.5: Tuning parameters

Algorithm	Parameter	Value
GA based heuristic (Deterministic model)	P_c : crossover probability	0.8
	P_s : mutation probability	0.01
	P_{size} : population size	s^2
	Stopping criterion	$5s$
	Tournament size	$c + 1$
GVNS based heuristic	Shaking phase	$h = c + 1$
	Stopping criterion	$2s$
	shaking phases order	switch, inter-swap, intra-swap and shift
	local search methods order	shift, switch, inter-swap and intra-swap
Monte Carlo simulation	ϵ	0.05
	$MaxIterMCS$	100
	$MaxIterGap$	10
GA based heuristic (SPR model)	P_c : crossover probability	0.6
	P_s : mutation probability	0.08
	P_{size} : population size	100
	Stopping criterion	50
	Tournament size	$c + 1$
Others	$MaxIterSyn$	$2c$
	β	100

3.2.5.2 Test instances

The test instances have been randomly generated. Deterministic parameters are generated as described in 2.2.4.1. Travel time T_{ij} and cost c_{ij} are equal to the Euclidean distance d_{ij} between patients' locations truncated to an integer. In practice, cost and travel time between patients are quasi-proportional to the distance. It is assumed that $T_{ij} = coef_1 \times d_{ij}$, $c_{ij} = coef_2 \times d_{ij}$ and $coef_1 = coef_2 = 1$. Each patient requires single or double services, which are randomly drawn from $S = \{1, \dots, 6\}$. 30% of patients are considered requesting double services [74], 50% of double services are supposed to be simultaneous and the others 50% are supposed to be received without synchronization. Two sets of instances are generated single services (SS) and multiple synchronized services (MSS), each one contains 3 subsets and are summarized in the Table 3.6. 'Size' is the number of instances in each subset. '#N' is the number of patients. '#S' is the total requested services by all patients. '#K' is the number of caregivers available.

Table 3.6: Tested instances details

Set	Subset	Size	$\#N$	$\#S$	$\#K$
SS	A	7	10	10	3
	B	7	25	25	5
	C	7	50	50	10
MSS	D	7	10	13	3
	E	7	25	33	5
	F	7	50	65	10

Stochastic parameters (travel and service times) are randomly generated the same way in [91]. The travel time between each two patients follows a normal distribution $\tilde{T}_{ij} \sim \mathcal{N}(c_{ij}, (\frac{c_{ij}}{3})^2)$ and the service time also follows a normal distribution $\tilde{t}_{is} \sim \mathcal{N}(t_{is}, (\frac{t_{is}}{5})^2)$. c_{ij} and t_{is} are respectively the average of the traveling time between two patients i and j and the average time of a service operation s at patient i . $\frac{c_{ij}}{3}$ and $\frac{t_{is}}{5}$ are respectively the standard deviation values of the traveling time between two patients i and j and service operation time s for the patient i . α and γ are set to 1.

3.2.5.3 Computational results

Instances are generated as described above and solved within a time limit of 4 hours. CPLEX could solve the subsets A , B , C , D and E optimally. For the subset F , only instances $F1$ and $F6$ could be solved optimally. For other instances $F2$, $F3$, $F4$, $F5$ and $F7$ a feasible solution is found with a gap respectively of 10.48%, 2.66%, 12.25%, 10.84% and 1.26%. The GVNS based heuristic could find the optimal solutions for the subsets A , B , D and E at least once among the ten runs of each instance, except for the instances $E2$. The optimal solution is found also for the instances $C4$, $C5$ and $C7$. The GA based heuristic could find the optimal solutions for the subsets A , B and D and for the instances $E1$, $E6$ and $E7$ at least once among the ten runs of each instance (see Tables 3.7 and 3.8).

The worst gaps found by the GVNS for the subsets A , B , C , D , E and F are respectively 0.99% (instance $A6$), 0.77% (instance $B6$), 3.53% (instance $C4$), 0.00% (subset D), 2.21% (instance $E2$) and 17.71% (instance $F5$). For the GA, are respectively 2.60% (instance $A6$), 2.82% (instance $B2$), 14.98% (instance $C4$), 1.04% (instance $D6$), 5.71% (instance $E3$) and 28.35% (instance $F5$). Both GVNS and GA based heuristics could find good quality solutions with a better efficiency for the GVNS (see Fig. 3.4 and 3.5).

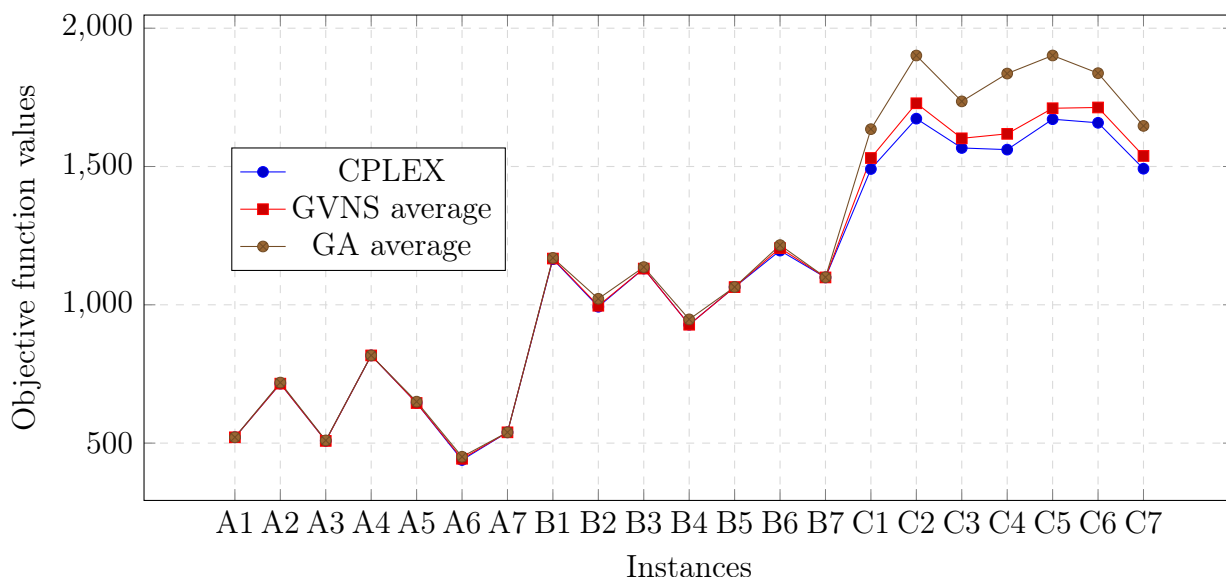


Figure 3.4: Comparison of solutions found by CPLEX, GVNS and GA for the instances of the set SS with deterministic parameters.

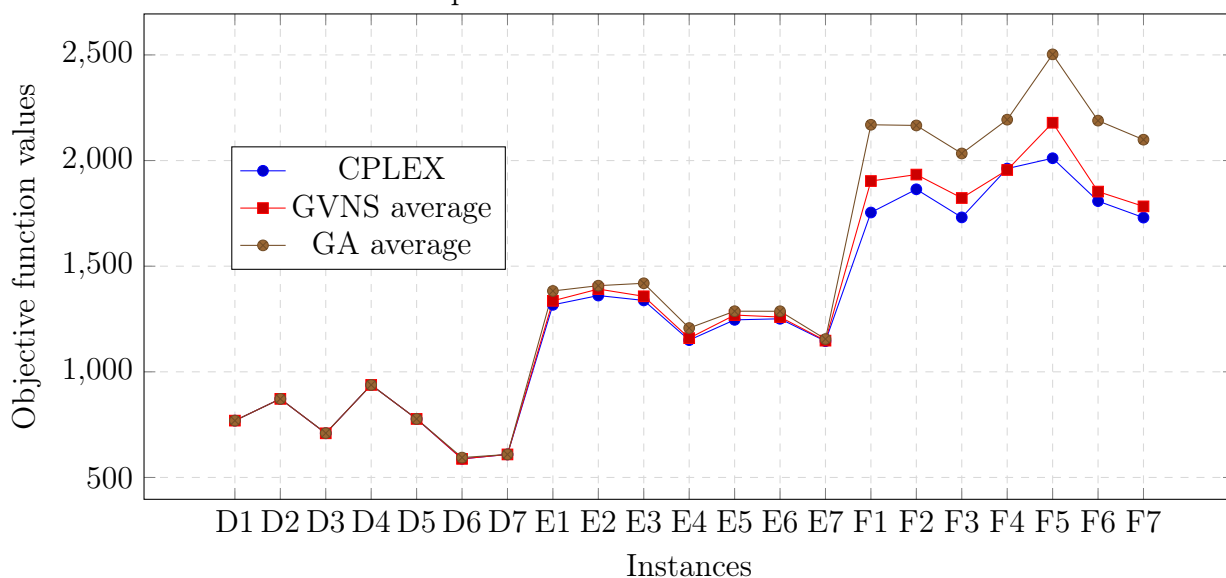


Figure 3.5: Comparison of solutions found by CPLEX, GVNS and GA for the instances of the set MSS with deterministic parameters.

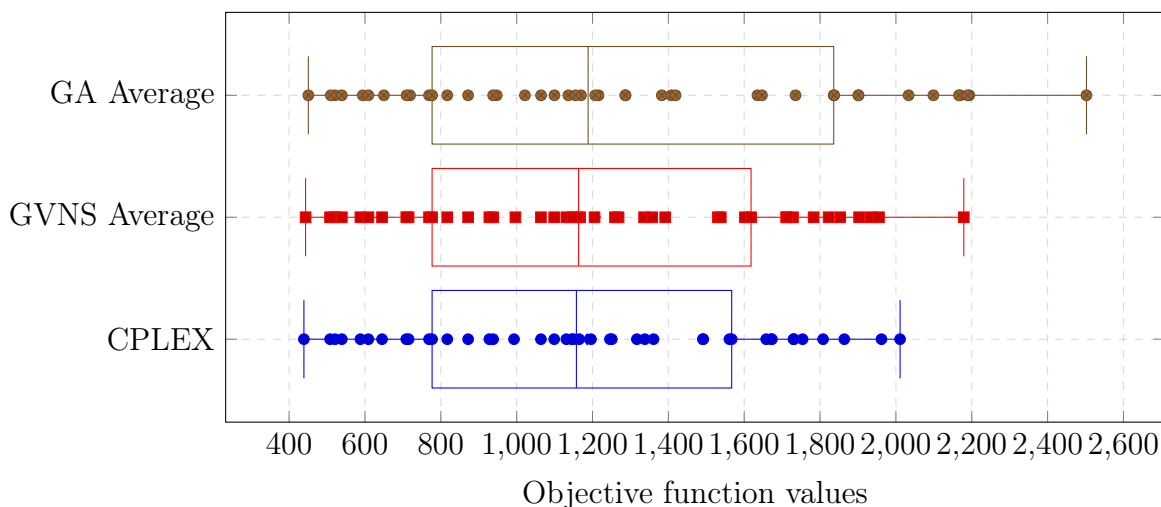


Figure 3.6: Comparison of solutions found by CPLEX, GVNS and GA with deterministic parameters.

In the SPR model, the transportation cost, the expected value of recourse and the objective function ($Z = cost + \widehat{\mathbb{E}}(\cdot)$) are considered. Small instances (subset A and D) are solved by both GA and GVNS based heuristics. Solutions found by both heuristics are very close (see Table 3.9, the gap is computed as $(\text{average}_{GVNS} - \text{average}_{GA})/\text{average}_{GVNS}$).

Fig. 3.6 shows that the minimum, first quartile and median found by CPLEX, GVNS average and GA average are very close to each other, which indicate that the performances of these methods in the first 50% of instances (subsets A, B and D) are similar. According to Tables 3.7 and 3.8, optimal solutions are reached by both heuristics at least once in 10 runs. For the subset E , both heuristics still could reach solutions very close to those found by CPLEX. GVNS showed a better efficiency and could reach 6 optimal solutions from 7 at least once in 10 runs. Fig.3.6 shows also that solutions reached by GA are very dispersed in the second 50% of instances (subsets C, E and F). Fig. 3.4 and 3.5 show that GA found solutions for subsets C and F a little bit further from those reached by CPLEX and GVNS compared to solutions of subset E . Therefore, we can conclude that this dispersion is caused by objective function values of instances in subsets C and F . The solutions reached by GVNS and CPLEX have a very close distribution if we delete the outlier (the maximum).

Table 3.9 shows clearly that GVNS is not suitable to be combined with the simulation to solve the SPR model. The worst CPU running time jumped from 494.64 seconds (instance $A5$ of the set SS) to 1221.90 seconds (instance $D6$ of the set MSS) while the worst CPU running time of GA jumped from 134.184 seconds (instance $A4$ of the set SS) to 275.68 seconds (instance $D7$ of the set MSS). This is due to the complexity of neighborhoods sizes, which depends on the size s of the problem (number of total requested services by all patients). Three from the four proposed neighborhood structures of GVNS have a complexity of $O(s^2)$. Exploring neighborhood solutions imply running the simulation for each new generated solution to estimate the expected value of recourse, which significantly increases the CPU running time. To illustrate that, we solved the first instance of each subset ($A1, B1, C1, D1, E1$ and $F1$) by GVNS for a single iteration. Fig. 3.7 clearly shows that the CPU running time increases monotonically with the total number of services requested by all patients. The CPU running time jumped from 1.41 seconds (instance $A1$ with 10 services) to 2120.45 seconds (instance $F1$ with 65 services) to run GVNS for a single iteration.

Table 3.7: Results of solving the set *SS* instances with deterministic parameters.

SS	CPLEX				GVNS (10 runs)				GA (10 runs)					
	LB	Z	Gap	CPU	Best	Worst	Average	Gap	CPU	Best	Worst	Average	Gap	CPU
A1	521	521	0.00%	1.73	521	521	521.00	0.00%	< 1	521	522	521.10	0.02%	< 1
A2	715	715	0.00%	1.49	715	715	715.00	0.00%	< 1	715	754	718.90	0.54%	< 1
A3	508	508	0.00%	1.43	508	508	508.00	0.00%	< 1	508	526	509.80	0.35%	< 1
A4	817	817	0.00%	1.52	817	817	817.00	0.00%	< 1	817	817	817.00	0.00%	< 1
A5	645	645	0.00%	1.58	645	645	645.00	0.00%	< 1	645	660	649.90	0.75%	< 1
A6	439	439	0.00%	1.44	439	461	443.40	0.99%	< 1	439	461	450.70	2.60%	< 1
A7	539	539	0.00%	153.00	539	539	539.00	0.00%	< 1	539	539	539.00	0.00%	< 1
B1	1165	1165	0.00%	2.66	1165	1178	1167.20	0.19%	5.89	1165	1179	1169.60	0.39%	14.96
B2	993	993	0.00%	3.58	993	1003	996.60	0.36%	7.30	993	1070	1021.80	2.82%	14.39
B3	1131	1131	0.00%	2.36	1131	1131	1131.00	0.00%	10.22	1131	1142	1136.40	0.48%	16.05
B4	928	928	0.00%	2.07	928	928	928.00	0.00%	4.99	928	964	947.40	2.05%	15.34
B5	1064	1064	0.00%	2.04	1064	1064	1064.00	0.00%	5.68	1064	1070	1064.40	0.04%	15.69
B6	1196	1196	0.00%	2.99	1196	1221	1205.30	0.77%	6.36	1196	1243	1215.90	1.64%	17.97
B7	1099	1099	0.00%	2.29	1099	1099	1099.00	0.00%	4.39	1099	1102	1099.60	0.05%	17.72
C1	1491	1491	0.00%	40.70	1502	1559	1530.70	2.59%	196.59	1570	1745	1635.00	8.81%	251.65
C2	1673	1673	0.00%	206.39	1679	1777	1728.60	3.22%	197.97	1751	1967	1901.20	12.00%	254.08
C3	1567	1567	0.00%	673.93	1570	1627	1601.90	2.18%	167.96	1650	1796	1735.40	9.70%	275.72
C4	1561	1561	0.00%	27.19	1561	1702	1618.10	3.53%	193.99	1621	1856	1836.00	14.98%	291.48
C5	1671	1671	0.00%	99.44	1671	1784	1710.60	2.31%	234.03	1817	2047	1901.30	12.11%	338.54
C6	1658	1658	0.00%	23.85	1683	1739	1713.40	3.23%	179.61	1738	1904	1837.40	9.76%	322.35
C7	1492	1492	0.00%	32.76	1492	1595	1538.20	3.00%	196.39	1601	1763	1646.80	9.40%	320.45

Table 3.8: Results of solving the set *MSS* instances with deterministic parameters.

	CPLEX					GVNS (10 runs)					GA (10 runs)				
	LB	Z	Gap	CPU		Best	Worst	Average	Gap	CPU	Best	Worst	Average	Gap	CPU
MSS	LB	Z	Gap	CPU		Best	Worst	Average	Gap	CPU	Best	Worst	Average	Gap	CPU
D1	769	769	0.00%	1.64		769	769	769.00	0.00%	< 1	769	769	769.00	0.00%	1.44
D2	872	872	0.00%	1.48		872	872	872.00	0.00%	< 1	872	872	872.00	0.00%	1.22
D3	709	709	0.00%	1.78		709	709	709.00	0.00%	< 1	709	717	709.80	0.11%	1.45
D4	938	938	0.00%	1.56		938	938	938.00	0.00%	< 1	938	938	938.00	0.00%	1.25
D5	777	777	0.00%	1.55		777	777	777.00	0.00%	< 1	777	777	777.00	0.00%	1.45
D6	588	588	0.00%	1.47		588	588	588.00	0.00%	< 1	588	606	594.20	1.04%	1.39
D7	609	609	0.00%	1.48		609	609	609.00	0.00%	< 1	609	609	609.00	0.00%	1.41
E1	1317	1317	0.00%	18.52		1317	1362	1336.10	1.43%	59.29	1317	1464	1382.70	4.75%	60.88
E2	1361	1361	0.00%	8.07		1374	1401	1391.70	2.21%	57.50	1387	1447	1407.80	3.32%	58.41
E3	1338	1338	0.00%	7.15		1338	1383	1357.50	1.44%	56.04	1353	1503	1419.10	5.71%	63.79
E4	1150	1150	0.00%	5.57		1150	1219	1159.40	0.81%	46.39	1171	1260	1207.20	4.74%	55.50
E5	1246	1246	0.00%	3.59		1246	1294	1268.60	1.78%	47.62	1247	1356	1286.90	3.18%	64.12
E6	1251	1251	0.00%	11.25		1251	1289	1259.30	0.66%	51.57	1251	1309	1286.70	2.77%	67.60
E7	1145	1145	0.00%	5.14		1145	1157	1147.60	0.23%	32.59	1145	1210	1155.10	0.87%	46.88
F1	1754	1754	0.00%	1971		1808	2002	1903.00	7.83%	2766	2069	2251	2169.40	19.15%	1138
F2	1668.73	1864	10.48%	14400		1832	2120	1933.60	13.70%	1863	1989	2312	2166.20	22.97%	1197
F3	1684.98	1731	2.66%	14400		1813	1839	1822.70	7.56%	2052	1940	2141	2033.50	17.14%	1291
F4	1721.72	1962	12.25%	14400		1908	2016	1955.30	11.95%	2312	2105	2269	2193.50	21.51%	969
F5	1793.01	2011	10.84%	14400		2040	2367	2179.00	17.71%	2735	2296	2837	2502.50	28.35%	1396
F6	1808	1808	0.00%	2207		1818	1907	1853.10	2.43%	2096	2035	2309	2189.00	17.41%	1487
F7	1708.12	1730	1.26%	14400		1738	1832	1783.10	4.21%	1960	2012	2213	2098.80	18.61%	1136

Table 3.9: Results of solving small instances (subsets A and D) with stochastic parameters using GA and GVNS based heuristics.

	GVNS (10 runs)				GA (10 runs)				Gap
	Best	Worst	Average	CPU	Best	Worst	Average	CPU	
A1	521.38	522.79	521.93	266.53	520.70	522.25	521.52	95.83	0.08%
A2	722.41	725.51	724.29	365.41	720.96	723.90	722.36	119.08	0.27%
A3	495.49	497.42	496.45	324.63	494.32	498.66	495.43	87.28	0.20%
A4	815.68	819.73	817.67	421.12	812.79	817.90	814.49	134.84	0.39%
A5	616.88	634.61	619.85	494.64	613.76	631.85	624.46	113.63	-0.74%
A6	430.95	434.63	432.94	477.53	428.35	452.80	432.83	127.54	0.03%
A7	537.15	538.80	537.96	408.06	534.82	536.95	535.92	122.84	0.38%
D1	778.68	783.76	780.38	1139.46	776.41	818.87	786.06	255.71	-0.73%
D2	872.23	872.98	872.71	621.22	872.06	872.99	872.52	184.24	0.02%
D3	688.40	698.00	693.05	918.01	683.96	697.95	694.09	192.73	-0.15%
D4	883.85	890.67	888.17	944.82	881.55	884.81	883.92	253.85	0.48%
D5	753.77	759.03	755.88	978.60	749.68	768.82	752.90	223.57	0.39%
D6	578.98	583.96	581.76	1221.90	576.52	588.86	580.31	273.40	0.25%
D7	609.43	610.66	609.94	1162.30	609.27	614.73	611.04	275.68	-0.18%

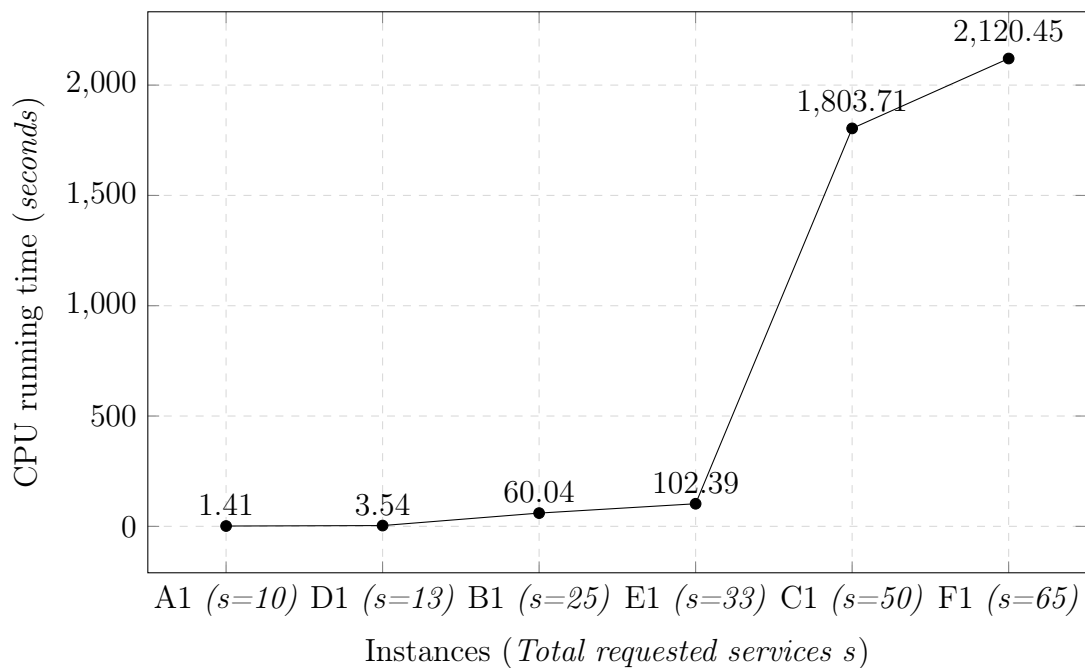


Figure 3.7: CPU running times elapsed to solve the first instance of each subset using the simulation embedded into GVNS for a single iteration.

In the other hand, GA parameters are independent of the problem size. To solve medium

(subsets B and E) and large (subsets C and F) instances in reasonable computational time, we fixed the population size and the stopping criterion independently of the problem size (see Table 3.5: SPR model). The SPR model is very complex in terms of CPU running time compared to the deterministic model, due to the expected value that must be estimated for each individual and in each iteration of the algorithm (see Table 3.10). In other words, the expected recourse estimation procedure is executed each time the selection-crossover-mutation mechanism is applied.

Table 3.10: Results of solving medium and large instances with stochastic parameters using GA based heuristic.

GA (10 runs)									
SS	Best	Worst	Average	CPU	MSS	Best	Worst	Average	CPU
B1	1134.77	1342.94	1210.03	549.03	E1	1318.66	2030.43	1677.94	957.04
B2	1002.53	1197.89	1085.04	748.76	E2	1371.74	2180.87	1673.77	862.95
B3	1135.76	1250.39	1176.94	930.63	E3	1479.07	1767.76	1604.45	881.13
B4	942.71	1081.69	1016.55	811.72	E4	1267.52	1481.07	1361.58	925.49
B5	1076.11	1308.81	1167.70	841.30	E5	1325.51	2223.86	1636.49	836.41
B6	1158.15	1289.61	1221.40	614.21	E6	1388.26	2595.32	1750.48	818.38
B7	1116.84	1224.54	1182.24	1035.93	E7	1235.28	2688.13	1640.10	853.78
C1	1692.52	2068.92	1856.73	4714.29	F1	2942.55	4547.42	3363.43	4756.74
C2	1930.80	2244.35	2117.14	5442.66	F2	2465.93	3610.59	3114.22	5739.92
C3	1775.89	1978.25	1881.40	6233.01	F3	2253.21	3138.75	2635.77	5478.67
C4	1882.94	2368.98	2129.19	4268.39	F4	2388.92	3876.00	3148.09	4959.69
C5	1950.67	2221.42	2063.72	6063.64	F5	2861.24	4806.11	3520.34	4753.81
C6	1974.69	2135.67	2041.33	4233.30	F6	2522.03	3356.50	2908.03	5183.04
C7	1712.97	2037.94	1826.58	6020.90	F7	2018.86	3162.31	2801.73	5535.88

In Table 3.11 we compared when deterministic optimal solutions of small instances (subsets A and D) are considered as solutions for the stochastic model with solutions found by the SPR model. The first stage (caregivers' routes and their assignment to patients) is the optimal solution given by CPLEX. In the second stage, we run the simulation to estimate the expected value of recourse $\mathbb{E}(\cdot)$. The total cost Z includes the transportation cost found by CPLEX and the cost of the recourse computed by the simulation, the costs of the two stages are computed independently. The GVNS (respectively GA) column contains the average solution of 10 runs for solving the SPR model and the gaps are computed as $(Z - Average)/Z$. In most cases, the values of the gaps are greater than 1, which shows that deterministic optimal solutions are not privileged in the stochastic case since the recourse is not optimized simultaneously with the transportation cost. In addition, the SPR model prioritizes solutions with higher difference between latest service times (b_i and e_k) and caregivers' completion C_{ik} to minimize the expected value of recourse. The more the margins $b_i - C_{ik}$ and $e_k - C_{ik}$ are higher the more the fluctuation

of caregivers' arrival times remains robust and compatible with time windows.

Table 3.11: Deterministic solutions with stochastic parameters and solutions found by the SPR model for the small instances.

	CPLEX	Simulation		GVNS (10 runs)		GA (10 runs)	
	Cost	$\widehat{\mathbb{E}}(\cdot)$	Z	Average	Gap	Average	Gap
A1	521	5.67	526.67	521.93	0.90%	521.52	0.98%
A2	715	20.02	735.02	724.29	1.46%	722.36	1.72%
A3	508	4.69	512.69	496.45	3.17%	495.43	3.37%
A4	817	19.8	836.8	817.67	2.29%	814.49	2.67%
A5	645	10.52	655.52	619.85	5.44%	624.46	4.74%
A6	439	1.53	440.53	432.94	1.72%	432.83	1.75%
A7	539	5.13	544.13	537.96	1.13%	535.92	1.51%
D1	769	19.65	788.65	780.38	1.05%	786.06	0.33%
D2	872	2.27	874.27	872.71	0.18%	872.52	0.20%
D3	709	40.1	749.1	693.05	7.48%	694.09	7.34%
D4	938	19.63	957.63	888.17	7.25%	883.92	7.70%
D5	777	28.38	805.38	755.88	6.15%	752.90	6.52%
D6	588	1.68	589.68	581.76	1.34%	580.31	1.59%
D7	609	5.86	614.86	609.94	0.80%	611.04	0.62%

To sum up, even though the exact methods reach the optimal solution, their computational time increases monotonically with the problem size. The two proposed heuristics GVNS and GA are able to solve large instances in a short computation time. GVNS showed the better efficiency in solving the instances for the deterministic model compared to GA. Despite this, GVNS was not suitable to be combined with simulation to solve the SPR model because three from the proposed neighborhood structures have a running time complexity of $O(s^2)$. To overcome this limitation, we embedded the simulation into GA to solve the SPR model since its parameters do not depend on the problem size. Although the SPR model is very complex with a high run time, this model provides a robust scheduling in which uncertainties in term of traveling and caring times are taken into account. The computed expected value gives the average recourse that will be incurred for a given schedule without needing to know which patients have received the services with a tardiness and which caregivers have worked overtime.

In this section, we introduce the recourse if a solution goes against constraints related to patients' time windows and caregivers' duty length. We convert time windows from hard to soft using penalization for tardiness of services and remuneration for caregivers' overtime. In the next section, we will investigate the case of travel and care times uncertainty with hard/fixed time windows. In others word, patients' availability periods must be respected, even with the presence of the uncertainty.

3.3 Stochastic home health care routing and scheduling problem with multiple hard time windows

3.3.1 Problem statement

We make the following modifications to the problem defined in 3.2.1 to introduce the new problem. To ensure fairness among caregivers, a maximum number of patients not to exceed is fixed (max_v) instead of using the duty length for caregivers. Each patient requires a single service operation and allowed to be available in many periods $[a_{il}, b_{il}]$. Parameters a_{il} and b_{il} are, respectively, the earliest and latest possible service times of the period $l \in L = \{1, 2, \dots, p\}$, where p is the number of patients' time windows. The decision maker could select any availability period l to schedule the requested visit for each patient i .

It is more likely that providing some services will not be compatible with patients' preferred availability periods since travel \tilde{T}_{ij} and service \tilde{t}_{is} times are supposed stochastic and patients' time windows are assumed hard/fixed. Therefore, the recourse is defined as skipping a patient when carrying out the service will not be compatible with his availability periods. The goal is to define a daily planning that minimize the transportation cost and the expected value of recourse defined as minimizing the number of unvisited patients with respect to skills requirements, patients' times windows and the maximum of visits not to exceed by each caregiver.

3.3.2 Mathematical formulation

The problem is formulated as a two-stage stochastic programming model recourse with multiple hard/fixed time windows. The first stage aims to define caregivers' routes (patients' visiting order) and patients' assignments to caregivers. The second stage is to introduce the recourse caused by caregivers' arriving lately to patients, which is expressed as skipping patients' visits since their time windows are assumed hard/fixed. The recourse is to minimize the average number of unvisited patients. In the following, we present the notation of sets, decision variables and parameters not defined in the previous section 3.2.2 and those redefined in this section.

3.3.2.1 Deterministic parameters

- Max_v : maximum of patients that a caregiver could visit.

3.3.2.2 Stochastic parameters

- $\mathbb{E}(\cdot)$: the expected value of the recourse of the second stage, which expresses the average number of uninvited patients.

3.3.2.3 Parameters for recourse model

- v_i : equals 1 if the service operation requested by the patient i will be skipped (will not be provided), 0 otherwise;
- α : penalty cost for each unvisited patient.

3.3.2.4 Mathematical model

The stochastic programming recourse model formulation proposed to solve this problem is adapted from [8] by using another recourse model [42] (skip patients) instead of using a penalty cost for violating time windows [91]. In addition, we add other constraints of the HHC context such as multiple time windows and maximum number of patients to visit per caregiver. The model is defined as follows:

$$\begin{aligned} \min Z = & \sum_{k=1}^c \sum_{i=0}^n \sum_{j=1}^{n+1} c_{ij} x_{ijk} + \mathbb{E}[\min \sum_{i=1}^n \alpha v_i] \\ \text{s.t.} & \end{aligned}$$

$$\sum_{i=0}^n \sum_{k=1}^c x_{ijk} = 1 \quad \forall j \in N \quad (3.26)$$

$$\sum_{j=1}^{n+1} \sum_{k=1}^c x_{ijk} = 1 \quad \forall i \in N \quad (3.27)$$

$$\sum_{i=0}^n x_{i(n+1)k} = 1 \quad \forall k \in K \quad (3.28)$$

$$\sum_{j=1}^{n+1} x_{0jk} = 1 \quad \forall k \in K \quad (3.29)$$

$$\sum_{i=0}^n x_{imk} = \sum_{j=1}^{n+1} x_{mjk} \quad \forall m \in N, k \in K \quad (3.30)$$

$$\tilde{S}_{ik} + \sum_{s=1}^q \tilde{t}_{is} y_{iks} + \tilde{T}_{ij} \leq \tilde{S}_{jk} + (1 + v_i - x_{ijk})M \quad \forall i \in N^0, j \in N^{n+1}, k \in K \quad (3.31)$$

$$\tilde{S}_{ik} + \tilde{T}_{ij} \leq \tilde{S}_{jk} + (2 - v_i - x_{ijk})M \quad \forall i \in N^0, j \in N^{n+1}, k \in K \quad (3.32)$$

$$\sum_{j=1}^{n+1} x_{ijk} = \sum_{s=1}^q y_{iks} \quad \forall i \in N, k \in K \quad (3.33)$$

$$2y_{iks} \leq \delta_{is} + \Delta_{ks} \quad \forall i \in N, s \in S, k \in K \quad (3.34)$$

$$\sum_{i=1}^n \sum_{s=1}^q y_{iks} \leq Max_v \quad \forall k \in K \quad (3.35)$$

$$\left(\sum_{s=1}^q y_{iks} + z_{il} - v_i - 2\right)M + a_i \leq \tilde{S}_{ik} \quad \forall i \in N, l \in L, k \in K \quad (3.36)$$

$$\tilde{S}_{ik} + \sum_{s=1}^q \tilde{t}_{is} y_{iks} \leq b_i + (2 + v_i - z_{il} - \sum_{s=1}^q y_{iks})M \quad \forall i \in N, l \in L, k \in K \quad (3.37)$$

$$\sum_{l=1}^p z_{il} = 1 \quad \forall i \in N \quad (3.38)$$

$$x_{iik} = 0 \quad \forall i \in N, k \in K \quad (3.39)$$

$$S_{ik} \geq 0 \quad \forall i \in N, k \in K \quad (3.40)$$

$$v_i \geq 0 \quad \forall i \in N \quad (3.41)$$

$$x_{ijk} \in \{0, 1\} \quad \forall i \in N, j \in N, k \in K \quad (3.42)$$

$$y_{iks} \in \{0, 1\} \quad \forall i \in N, k \in K, s \in S \quad (3.43)$$

$$z_{il} \in \{0, 1\} \quad \forall i \in N, l \in L \quad (3.44)$$

The objective function is defined as minimizing caregivers' transportation cost and the expected value of the recourse caused by skipping patients if their availability periods are not respected.

Constraints (3.31) and (3.32) determine either service operation s requested by patient i will be provided, or it will be skipped. Indeed, if ($v_i = 0$, i.e. Constraints (3.31) must be verified), the service operation will be provided for patient i and the start time for patient j must respect completion time of providing the requested service operation for patient i . Otherwise ($v_i = 1$, i.e. Constraints (3.32) must be verified), the service operation for patient i will be skipped. Constraints (3.35) guarantee that each caregiver does not exceed the maximum number of visits allowed. The rest of constraints are already explained in chapter 2.

3.3.2.5 The expected recourse estimation procedure

The recourse model in stochastic programming depends on the nature of the problem and its constraints. Constraints containing stochastic parameters are more likely to be violated, therefore a recourse must be used to deal with the uncertainty. In [91], the authors defined the recourse as a penalty cost for a tardiness of a service operation and a remuneration for caregivers' extra working time. This recourse requires to be used with soft/flexible time windows. In [42], the authors defined the recourse when a route becomes infeasible as: skipping the service at the current customer and skipping the visit at the next customer. This recourse is used with hard/fixed time windows. Since we suppose that patients' time windows must be respected, we define the recourse as skipping providing a service operation for a patient when his availability periods could not be respected. The algorithm 5 is used to estimate the expected value of re-

course. sum_v is the total number of skipped visits. T_j is the minimal tardiness of providing the service operation to patient j considering all his availability periods. p_j contains the selected period l for the patient j . V_k contains patients assigned to the caregiver k .

Algorithm 5: The expected recourse estimation procedure

```

1 Initialization: ;
2   - Set  $sum_v = 0$  ;
3   - Set  $T_j = 0$  ;
4   - Set  $iter = 0$  ;
5 while ( condition 1 or condition 2 is not reached ) do
6   | for  $k \leftarrow 1$  to  $K$  do
7   |   | for  $j \in V_k$  do
8   |   |   | Generate randomly  $\tilde{T}_{ij}$  ;
9   |   |   | Calculate  $\tilde{A}_{jk}$  ;
10  |   |   | Generate randomly  $\tilde{t}_{js}$  ;
11  |   |   |  $T_j \leftarrow +\infty$  ;
12  |   |   | for  $l \leftarrow 1$  to  $L$  do
13  |   |   |   | Compute the tardiness  $T_l$  of providing the service  $s$  using the
14  |   |   |   |   | period  $l$ 
15  |   |   |   |   | if  $T_l < T_j$  then
16  |   |   |   |   |   | Set  $T_j \leftarrow T_l$  ;
17  |   |   |   |   |   | Set  $p_j \leftarrow l$  ;
18  |   |   |   |   | end
19  |   |   |   | end
20  |   |   |   | Set  $v_j \leftarrow 0$  ;
21  |   |   |   | if  $T_j > 0$  then
22  |   |   |   |   | Set  $v_j \leftarrow 1$  ;
23  |   |   |   | else
24  |   |   |   |   | Compute  $\tilde{S}_{jk}$  using the period  $p_j$  ;
25  |   |   |   | end
26  |   |   |   |  $sum_v \leftarrow sum_v + v_j$  ;
27  |   |   | end
28  |   | end
29  | end
30 Set  $\mathbb{E}(\cdot) \leftarrow \frac{\alpha \times sum_v}{iter}$  ;

```

3.3.3 Genetic algorithm

The same mutation operators defined in 3.2.3.2 are used. However, in the following, we define the new crossover operators used to solve the SPR model with multiple soft/flexible time windows. As we mentioned in 3.2.3.1, The 3 crossover operators: 1-point crossover, 2-point crossover and uniform order crossover (UOX) were implemented and tested on some instances to choose the best one. For the SPR model with soft/flexible time windows, 2-point crossover operator gives better results.

3.3.3.1 Crossover operator

Parent 1:	5 (3)	3 (1)	1 (2)	2 (1)	6 (2)	4 (3)
	2	1	1	2	2	1
Parent 2:	4 (3)	2 (1)	3 (1)	1 (2)	6 (2)	5 (3)
	1	2	2	1	1	2
Offspring 1:	4 (3)	3 (1)	1 (2)	2 (1)	6 (2)	5 (3)
	1	1	1	2	1	2
Offspring 2:	5 (3)	2 (1)	3 (1)	1 (2)	6 (2)	4 (3)
	2	2	2	1	2	1

Figure 3.8: Example of a parent and an offspring

Positions: $p_1 = 3$ and $p_2 = 5$

Parent 1:	5 (3)	3 (1)	1 (2)	2 (1)	6 (2)	4 (3)
Parent 2:	4 (3)	2 (1)	3 (1)	1 (2)	6 (2)	5 (3)
Step 2 (parent 1):			1 (2)	2 (1)	6 (2)	
Step 2 (parent 2):			3 (1)	1 (2)	6 (2)	
Offspring 1:	4 (3)	3 (1)	1 (2)	2 (1)	6 (2)	5 (3)
Offspring 2:	5 (3)	2 (1)	3 (1)	1 (2)	6 (2)	4 (3)

Figure 3.9: Example of patients' crossover operator

Positions: $p_1 = 2$ and $p_2 = 4$

Parent 1:	2	1	1	2	2	1
Parent 2:	1	2	2	1	1	2
Step 2 :		1	1	2		
Step 2 :		2	2	1		
offspring 1:	1	1	1	2	1	2
offspring 2:	2	2	2	1	2	1

Figure 3.10: Example of caregivers' crossover operator

The crossover operation is the main genetic operator in GA used to pass parents' genes to their children. Many crossover operators have been proposed in the literature. In this study, we use the 2-point crossover operator to reproduce an offspring from two parents. It will be independently applied for each chromosome:

- Generate two random crossover points p_1 and p_2 in the parent;
- Copy the segment between points p_1 and p_2 from the first parent to the first offspring;
- Copy the segment before p_1 and the segment after p_2 from the second parent to the first offspring;
- Repeat for the second offspring with the parent's role reversed.

The first two steps are the same for both chromosomes (patients and caregivers). However, the third step must be adapted to patients' chromosome. Indeed, the repetition of caregivers does not pose a problem when exchanging genes between parents (see figures 3.8 and 3.10). Contrariwise, each patient must appear only once in the solution, so the third step will be adapted by sorting genes of the segment before p_1 and the segment after p_2 in the same order as they appear at each opposite parent to avoid duplication or deletion of a patient from the solution (see figures 3.8 and 3.9).

3.3.3.2 Fitness and selection

In this section, we use the same selection method (tournament selection) motivated and explained the previous section. For each solution, three components are computed: caregivers' transportation cost (see equation 3.47); number of patients visited after exceeding the maximum number to visit per caregiver (see equation 3.45); and the expected value for the SPR model (see equation 3.46). For the deterministic model, F_2 is equivalent to the number of unvisited patients. Solutions are first compared according to the value of F_1 , the individual with small value will be selected. If constraints 3.35 are verified ($F_1 = 0$), solutions are compared according to the value of F_2 . For the deterministic model this value must converge to 0. Contrariwise, for the SPR model, this value could be greater than 0. If solutions have the same values of F_1 and F_2 , the solution with small transportation cost will be selected. We use this lexicographic order to ensure convergence to feasible solutions ($F_1 = 0$) and to avoid using aggregation techniques for F_2 and F_3 since fixing weights is confusing and units are not the same. In addition, for any skipping a patient without providing the requested service operation, a wasting cost will occurred. For example, if a caregiver will visit patients p_1, p_2 and p_3 and it happen that he will skip the patient p_2 , the wasting cost occurred is $c_{p_1 p_2} + c_{p_2 p_3} - c_{p_1 p_3}$ since he could be visit patient p_3 directly after patient p_1 . Therefore, it interesting to minimize first the number of uninited patients to ensure patients' satisfaction and avoid wasting costs.

$$F_1 = \sum_{k=1}^c \max\left(\sum_{i=1}^n \sum_{s=1}^q y_{iks} - \text{Max}_v, 0\right) \quad (3.45)$$

$$F_2 = \mathbb{E}\left[\sum_{i=1}^n v_i\right] \quad (3.46)$$

$$F_3 = \sum_{k=1}^c \sum_{i=0}^n \sum_{j=1}^{n+1} c_{ij} x_{ijk} \quad (3.47)$$

3.3.3.3 Initial population

Given a population size P_{size} , the initial population for is randomly generated as follows:

- For $i = 1$ to P_{size} do:
- Generate a random visiting order;
- For each patient, assign a qualified caregiver selected randomly;
- Compute components F_1 , F_2 and F_3 (see equations 3.45, 3.46 and 3.47).

3.3.4 Numerical experiments

3.3.4.1 Test instances

The test instances have been randomly generated. Deterministic and stochastic parameters are generated respectively as described in 2.2.4.1 and 3.2.5.2. Tuning parameters are fixed as follows: $P_c = 0.4$, $P_m = 0.08$, $P_{size} = n \times 20$, the stopping criterion for GA based heuristic is fixed as the number of no improvement in the best solution found for X iterations ($X = n \times 5$), and the tournament selection size is fixed to 2.

Two sets of instances are generated. The first set is used with a single time window per patient and contains three subsets (A , B and C). The instance A1_1 refers to the instance 1 of the category A with single time window. Accordingly, the second set has the same instances as the first set that are used with two availability periods (see Table 3.12). The instance A1_2 refers to the instance 1 of the category A with double time windows. The same instances are used with single and double availability periods to study their impact on solutions quality.

Table 3.12: Tested instances details

Set	Subset	Size	Max _v	N	L	k
STW	Ai_1		4	10	1	3
	Bi_1	$i \in \{1, 2, \dots, 7\}$	8	25	1	5
	Ci_1		10	50	1	10
MTW	Ai_2		4	10	2	3
	Bi_2	$i \in \{1, 2, \dots, 7\}$	8	25	2	5
	Ci_2		10	50	2	10

3.3.4.2 Computational results

Instances described above are solved within a time limit of 4 hours. CPLEX could solve the subsets A , B and C with single time window optimally except instances $C2$ and $C3$ for which a feasible solution is found with, respectively, a gap of 8.68% and 6.85%. For multiple time windows, the subsets A are solved optimally and only instances $B1$, $B3$, $B4$ and $B6$ are solved

optimally. For the instances $B2$, $B5$ and $B7$, a feasible solution is found with, respectively, a gap of 10.78%, 13.18% and 14.04%. Instances of the subset C are hard to solve, CPLEX is not able to resolve these instances within the time limit. This complexity is due to the multiple time windows, which is exponential. For n patients and p availability periods for each one, we have p^n possibilities to select for each one a time window to receive care services.

The proposed GA based heuristic could solve instances in short computational CPU running times. For some instances, the optimal solutions are found, but for the others they are very close to those found by CPLEX (see figures (3.11,3.12) and tables (3.11, 3.12)). The complexity due to the multiple time windows faced by CPLEX did not affected the GA since we select for each patient the best time window independently of others patients, which avoid the exponential complexity. The worst CPU running time is on average 17.3 seconds and is elapsed to solve the instance $C5$ with double time windows. The worst gaps found for subsets with single time widows A , B and C equals respectively 1.13% ($A6$), 6.27% ($B2$) and 19.33% ($C2$) (see Table 3.11). For instances with multiple time windows, the worst gaps found equals 1.16% ($A1$), 21.01 %($B2$) and 47.44% ($C2$).

The SPR model is solved by Mont Carlo simulation, which is used to estimate the expected value, embedded into th GA based heuristic. For each instance, Caregivers' transportation cost and the average of unvisited patient is considered. The CPU time running time is significantly increasing for the SPR model compared the the deterministic version due to simulation that must be carried out for each new offspring to compute the expected value (see Table 3.15). In addition, the expected value equals to zero for all instances except for instances $A3$, $A7$, $B2$ and $B6$ used with single time window, which show the robustness of the SPR model.

A comparison is carried between instances with single and multiple time windows for both models. Figures 3.13 and 3.14 clearly show the advantage of adopting multiple time windows since the transportation cost is higher for instances with single availability period. Figures 3.15 and 3.16 show that caregivers' transportation cost is higher for the stochastic model because solutions with lower expected value are prioritized to avoid skipping patients without providing services operations and increase patients' satisfaction. Solutions with higher difference between patients' latest service times (b_{il}) and caregivers' completion C_{ik} are prioritized to increase the chance of respecting patients' time windows since travel and service times are supposed stochastic. The more the margin ($b_{il} - C_{ik}$) is higher the more the fluctuation of caregivers' arrival times remains robust and compatible with patient's time windows. To illustrate that, we solved instance $A5$ using both models, the two solutions found are: for the deterministic model, caregivers' transportation cost is 662 (see tables 3.16 and 3.13) and for the stochastic model is 744 (see tables 3.17 and 3.15). We computed starting and completion times for patients visited by the caregiver 1 for both models stochastic and deterministic. The minimum difference between the latest service time (b_{i1}) and the completion time C_{i1} is 12 for the stochastic model and 4 for the deterministic model (see tables 3.19 and 3.18).

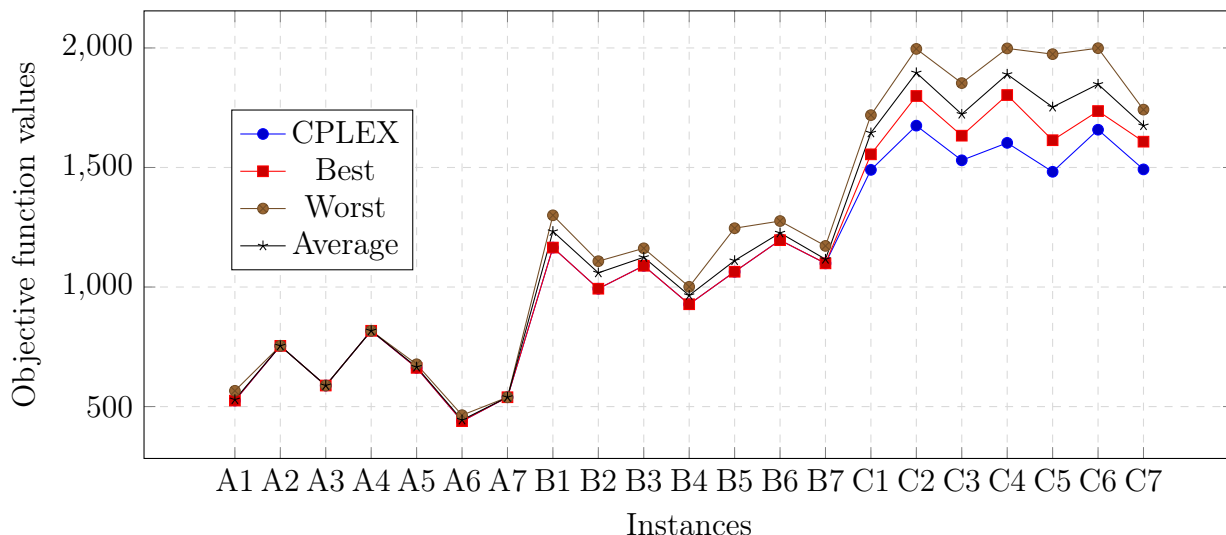


Figure 3.11: CPLEX and GA solutions comparison for instances of the set *STW* with deterministic parameters.

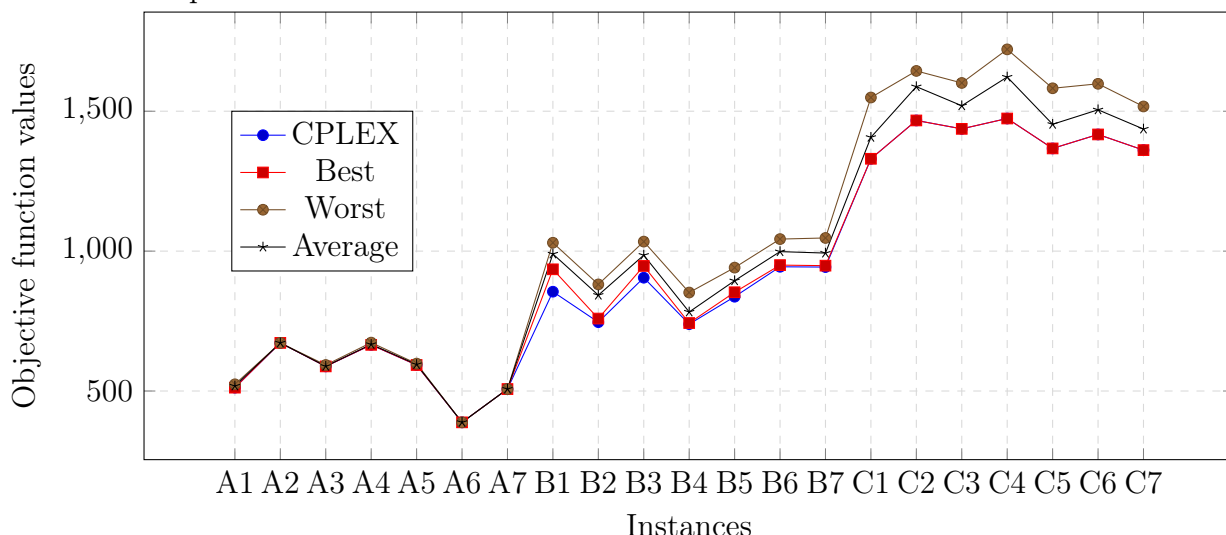


Figure 3.12: CPLEX and GA solutions comparison for instances of the set *MTW* with deterministic parameters.

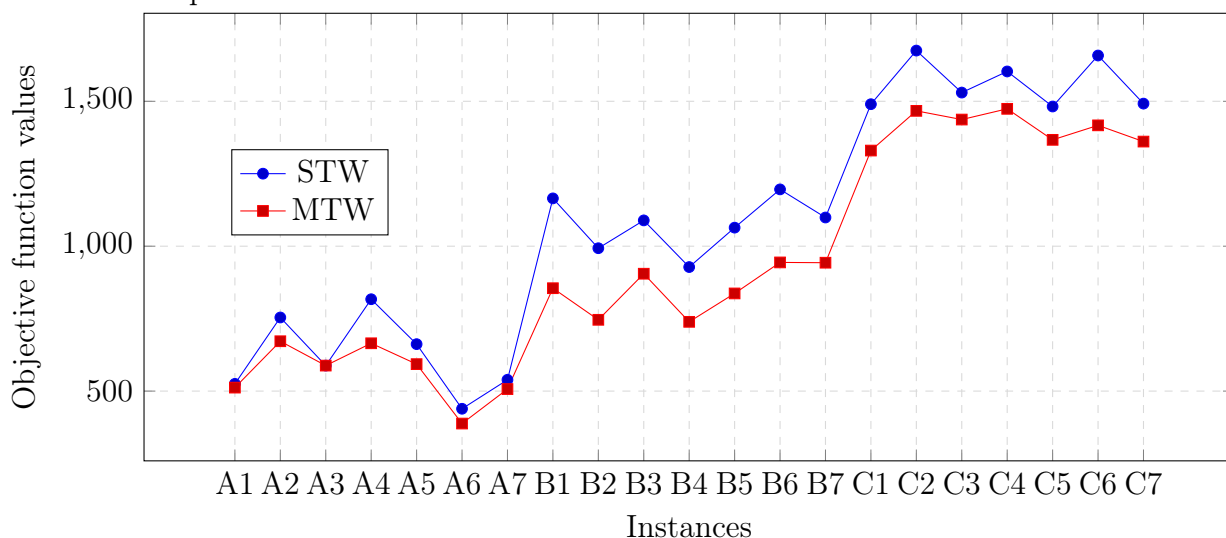


Figure 3.13: Comparison of the best-found solutions for the deterministic model according to time windows

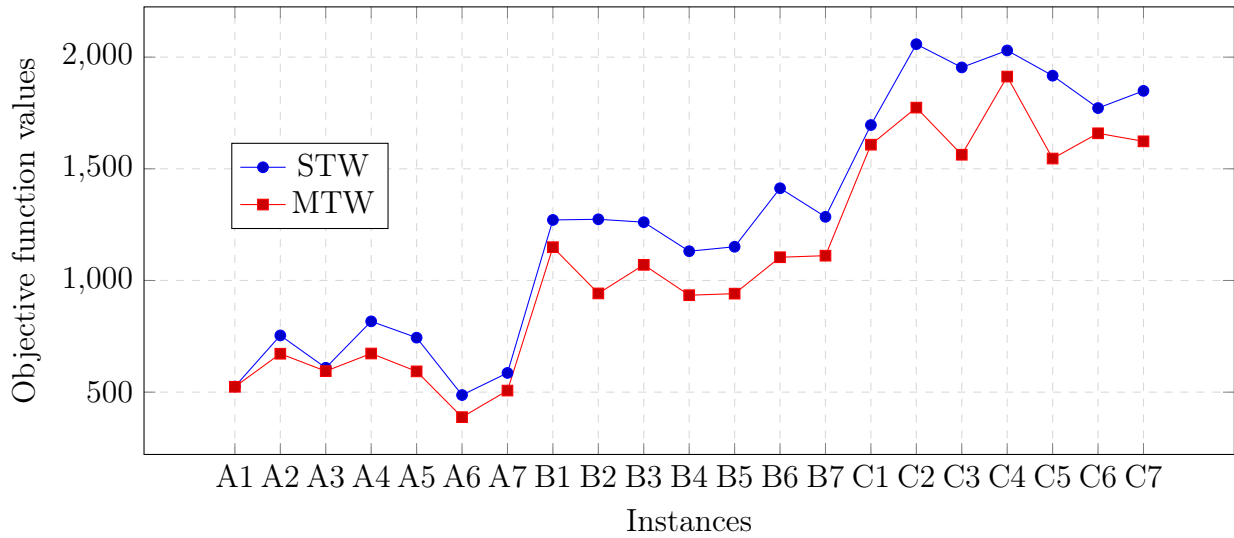


Figure 3.14: Comparison of the best-found solutions for the SPR model according to time windows

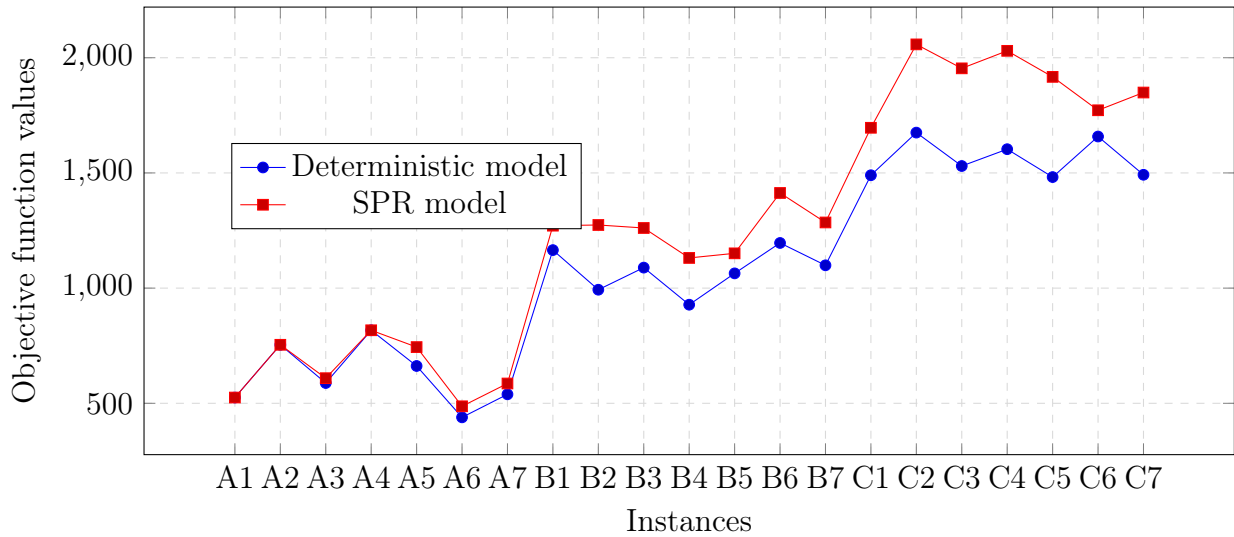


Figure 3.15: Comparison of the best-found solutions with single time window according to type of model

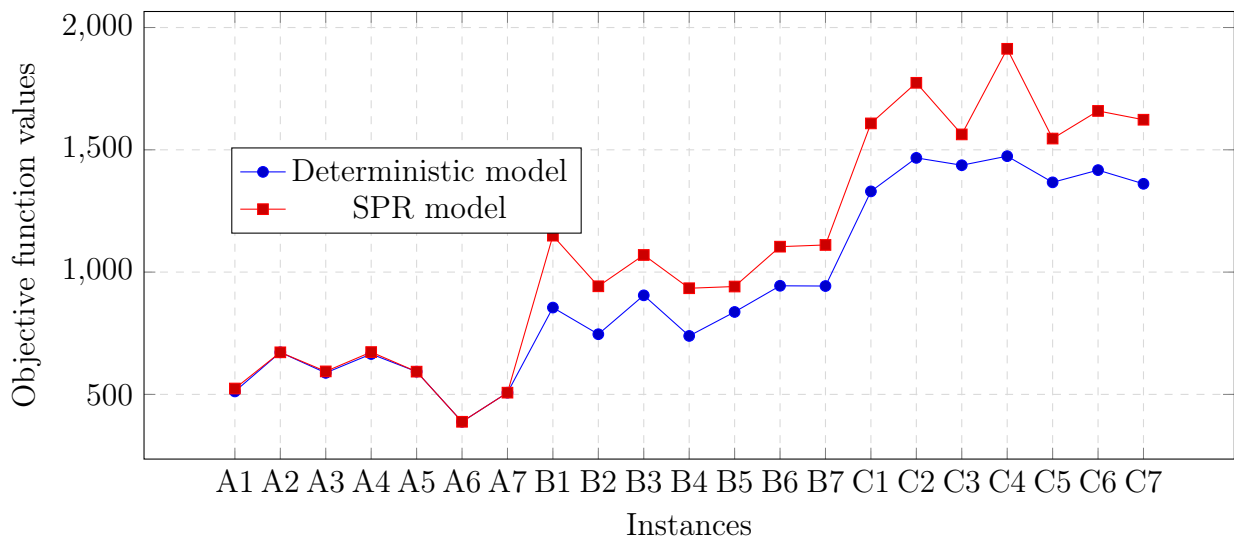


Figure 3.16: Comparison of the best-found solutions with multiple time windows according to type of model

Table 3.13: Numerical results of tested instances with single time window and deterministic parameters

Instances	CPLEX				GA (10 runs)				
	LB	Z	Gap	CPU	Best	Worst	Average	Gap	CPU
STW									
A1_1	525.00	525	0.00%	1.43	525	566	529.10	0.77%	< 1
A1_2	754.00	754	0.00%	1.28	754	754	754.00	0.00%	< 1
A1_3	588.00	588	0.00%	1.31	588	588	588.00	0.00%	< 1
A1_4	817.00	817	0.00%	1.43	817	817	817.00	0.00%	< 1
A1_5	662.00	662	0.00%	1.62	662	677	665.40	0.51%	< 1
A1_6	439.00	439	0.00%	1.37	439	464	444.00	1.13%	< 1
A1_7	539.00	539	0.00%	1.36	539	539	539.00	0.00%	< 1
B1_1	1165.00	1165	0.00%	2.64	1165	1300	1232.50	5.48%	8.34
B1_2	993.00	993	0.00%	2.40	993	1108	1059.40	6.27%	8.71
B1_3	1089.00	1089	0.00%	3.58	1089	1162	1124.40	3.15%	8.76
B1_4	928.00	928	0.00%	3.56	928	1001	965.00	3.83%	9.12
B1_5	1064.00	1064	0.00%	2.27	1064	1246	1110.60	4.20%	10.51
B1_6	1196.00	1196	0.00%	3.04	1196	1276	1226.40	2.48%	10.84
B1_7	1099.00	1099	0.00%	1.80	1099	1172	1116.40	1.56%	9.02
C1_1	1490.00	1490	0.00%	411.76	1555	1719	1644.80	9.41%	92.70
C1_2	1529.64	1675	8.68%	14400	1799	1996	1896.20	19.33%	120.54
C1_3	1425.26	1530	6.85%	14400	1633	1853	1723.00	17.28%	80.62
C1_4	1603.00	1603	0.00%	5389.00	1803	1998	1889.70	15.17%	102.29
C1_5	1482.00	1482	0.00%	388.24	1614	1974	1752.70	15.44%	141.29
C1_6	1658.00	1658	0.00%	172.16	1736	1999	1848.30	10.30%	92.03
C1_7	1492.00	1492	0.00%	232.13	1608	1742	1675.00	10.93%	91.38

Table 3.16: Solution of instance A5 with single time window and deterministic parameters

Patients	5(6)	2(6)	9(5)	8(5)	10(2)	6(6)	3(5)	1(2)	7(5)	4(5)
Caregivers	1	3	3	1	2	3	1	2	1	3

Table 3.17: Solution of instance A5 with single time window and stochastic parameters

Patients	2(6)	3(5)	6(6)	10(2)	7(5)	1(2)	9(5)	5(6)	4(5)	8(5)
Caregivers	1	3	3	2	3	2	1	1	3	1

Table 3.14: Numerical results of tested instances with multiple time windows and deterministic parameters

Instances	CPLEX				GA (10 runs)				
	MTW	LB	Z	Gap	CPU	Best	Worst	Average	Gap
A2_1	512.00	512	0.00%	1.76	512	524	518.00	1.16%	< 1
A2_2	672.00	672	0.00%	2.01	672	672	672.00	0.00%	< 1
A2_3	588.00	588	0.00%	1.74	588	593	588.60	0.10%	< 1
A2_4	665.00	665	0.00%	2.15	665	673	666.60	0.24%	< 1
A2_5	593.00	593	0.00%	2.86	593	598	594.90	0.32%	< 1
A2_6	388.00	388	0.00%	1.86	388	388	388.00	0.00%	< 1
A2_7	507.00	507	0.00%	1.99	507	507	507.00	0.00%	< 1
B2_1	855.00	855	0.00%	403.83	935	1030	989.90	13.63%	10.26
B2_2	665.56	746	10.78%	14400	759	881	842.60	21.01%	10.85
B2_3	905.00	905	0.00%	4027.58	947	1034	985.50	8.17%	10.59
B2_4	739.00	739	0.00%	512.62	743	852	782.50	5.56%	9.60
B2_5	726.67	837	13.18%	14400	853	941	894.30	18.74%	12.36
B2_6	944.00	944	0.00%	1065.68	950	1043	998.20	5.43%	11.06
B2_7	810.57	943	14.04%	14400	948	1047	993.00	18.37%	10.93
C2_1	800.04	-	-	14400	1330	1549	1406.80	43.13%	125.68
C2_2	834.54	-	-	14400	1467	1644	1587.80	47.44%	162.22
C2_3	999.36	-	-	14400	1437	1601	1519.60	34.24%	124.98
C2_4	860.14	-	-	14400	1474	1721	1622.20	46.98%	138.26
C2_5	812.12	-	-	14400	1367	1582	1453.30	44.12%	173.21
C2_6	842.53	-	-	14400	1417	1598	1505.03	44.02%	138.54
C2_7	842.50	-	-	14400	1361	1517	1436.30	41.34%	143.47

Table 3.18: Caregiver 1 starting and completion times for assigned patients considering the solution found by the deterministic model for instances A5 with single time window

Patients	5(6)		8(5)		3(5)		7(5)	
Time windows $[a_{i1}, b_{i1}]$	200	320	275	395	222	342	425	545
Start and completion times $[S_{i1}, C_{i1}]$	200	220	277	294	318	338	425	444
$b_{i1} - C_{i1}$		100		101		4		101

Table 3.19: Caregiver 1 starting and completion times for assigned patients considering the solution found by the SPR model for instances A5 with single time window

Patients	2(6)		9(5)		5(6)		8(5)	
Time windows $[a_{i1}, b_{i1}]$	130	250	203	323	200	320	275	395
Start and completion times $[S_{i1}, C_{i1}]$	130	146	230	260	288	308	365	382
$b_{i1} - C_{i1}$		104		63		12		13

Table 3.15: Numerical results of tested instances with stochastic parameters

Instances	single time window				Multiple time windows			
	L	COST	E()	CPU	L	COST	E()	CPU
A1	1	525	0.00	2.32	2	524	0.00	2.29
A2	1	754	0.00	2.30	2	672	0.00	2.28
A3	1	609	0.01	3.73	2	594	0.00	2.40
A4	1	817	0.00	2.44	2	673	0.00	3.81
A5	1	744	0.00	3.15	2	593	0.00	2.36
A6	1	487	0.00	1.94	2	388	0.00	2.43
A7	1	586	0.03	2.51	2	507	0.00	2.48
B1	1	1271	0.00	50.03	2	1149	0.00	68.24
B2	1	1274	0.05	51.01	2	942	0.00	54.80
B3	1	1261	0.00	94.36	2	1070	0.00	52.63
B4	1	1131	0.00	42.91	2	934	0.00	55.70
B5	1	1151	0.00	56.03	2	941	0.00	60.28
B6	1	1413	0.16	64.40	2	1104	0.00	57.36
B7	1	1285	0.00	39.99	2	1111	0.00	144.98
C1	1	1696	0.00	751.00	2	1608	0.00	822.16
C2	1	2058	0.00	643.87	2	1774	0.00	666.43
C3	1	1954	0.00	1406.80	2	1563	0.00	596.02
C4	1	2030	0.00	590.64	2	1913	0.00	1083.88
C5	1	1917	0.00	1225.75	2	1546	0.00	961.67
C6	1	1772	0.00	906.39	2	1659	0.00	784.86
C7	1	1849	0.00	644.04	2	1623	0.00	652.07

3.4 Conclusion

The home health care companies aim to both minimize provided services cost and maximize patients' satisfaction. In the real world, travel and service times are not always deterministic. Uncertainties may arise and affect the overall planning and service quality would be quite poor, which will cause patients' dissatisfaction. These companies seek to respect as much as possible patients' time windows, which it becomes challenging when dealing with stochastic travel or/and service times. Two possible types of recourse can be used to deal with both time windows and the uncertainty of travel and service times. Either accepting providing services with a tardiness and time windows must be soft/flexible, or skipping a visit when a route becomes infeasible and time windows can be hard/fixed. In this chapter, the two types of recourse are used to deal stochastic service and travel times and time windows.

We proposed two-stage stochastic programming models with recourse. In the first model, we suppose that patients can request multiple services with a possible synchronization if the

services must simultaneously provided. Considering both the uncertainty of parameters and synchronization of multiple services increase the chance that time windows will not be respected. To overcome this issue, we introduce the recourse if a solution goes against constraints related to patients' time windows and caregivers' duty length. The objective is to minimize the transportation cost and the expected value of recourse caused by patients' delayed services and caregivers' extra working time.

In the second model, we assume that time windows are hard/fixed, which must be respected without any earliness or tardiness. The recourse is defined as skipping patients when their time windows will be violated to guarantee that the services are provided without an earliness or tardiness. In addition, to increase the chance of providing the maximum of services, we suppose also that patients are allowed to be available in many periods. The objective is to minimize the transportation cost and the expected value of recourse, which expresses the average number of un-visited patients.

The deterministic models are solved using CPLEX, the GA and the GVNS based heuristics. GVNS and GA are successfully tested using several instances randomly generated from the literature. The tests prove the high performance of these two heuristics to deal with large instances in a little amount of time. GVNS and GA are able to reach optimal solutions for some instances and yield near-optimal solutions for others.

Monte Carlo simulation is used to estimate the expected value of recourse, which is embedded into the GA based heuristic to solve the proposed stochastic models. Computational results showed that GVNS is not suitable to be combined with the simulation to solve large instances. The complexity of the SPR model in terms of CPU running times is significant due to the expected value that has to be estimated for each solution.

Future works could be addressed to propose a robust optimization approach to deal with the two introduced problems since this approach does not require knowing the distribution of stochastic parameters. Dynamic programming would be necessary to avoid revising the overall planning in the event that a requested service is canceled or a new risky service should be provided.

CHAPTER

4

MULTI-OBJECTIVE HOME HEALTH CARE ROUTING AND SCHEDULING PROBLEM

4.1 Introduction

In this chapter, we study the HHCRSP considering multi-objectives that must be simultaneously optimized. Most studies transform multi-objective problems into a mono-objective case using aggregation techniques. Assigning weights to conflicting objectives is a confusing task and requires the decision maker's experience and knowledge of the problem. In addition, a sensitivity analysis of weights should be conducted, which makes the process of solving multi-objective problems more complicated. The lexicographical order approach is based on a priori knowledge of some decision-maker preferences to establish the lexicographic order, which is not a simple task.

Multi-Objective Evolutionary Algorithms (MOEAs) have been very popular in solving multi-objective problems (MOP). MOEAs could obtain multiple Pareto front solutions in a single simulation run as they are a population based. Several MOEAs have been proposed in the literature, which can be broadly grouped under three categories:

- **Domination-based:** in this group, the selection strategy is based on Pareto dominance in order to ensure convergence. Furthermore, an explicit diversity preservation scheme must be used to maintain the diversity of solutions belonging to the same group. The most known MOEAs of this group are NSGA-II [35] and strength pareto evolutionary algorithm (SPEA2) [109];

- Indicator-based: this group measures the fitness of solutions with a performance indicator such as hypervolume indicator. S metric selection evolutionary multiobjective optimization algorithm (SMS-EMOA) [41] and simple indicator based evolutionary algorithm (SIBEA) [108] are famous representative of MOEAs of this group;
- Decomposition-based: The methods of this group are based on the scalarization techniques to convert a multi-objective problem into a mono-objective optimization sub-problems, which are solved simultaneously. MOEA/D [107] and multi-objective genetic local search algorithm (MOGLS) [62] are the most popular algorithms of this category.

Few studies [19, 37, 44] have dealt with the multi-objectives case in the home health care context by using methods based on the concept of Pareto dominance to approximate the Pareto front using methods of domination-based category. To our knowledge, methods from indicator-based and decomposition-based are not applied in the home health care context. In this chapter, we adopt the Pareto and decomposition based approaches to deal with the multi-objective HHCRSP. According to [107], it is very time-consuming, if not impossible, to obtain the entire Pareto front for most multi-objective problems. In addition, the decision maker may not be interested in having all Pareto optimal solutions. MOEA/D algorithm solves multi-objective problems faster since ranking solutions based on Pareto dominance is not used. This study deals with three objectives so NSGA-II algorithm remains efficient for this kind of optimization problems. According to [102], efficiently combining dominance and decomposition based approaches can result in high performance many objective optimizers.

Furthermore, most existing studies only consider a single availability period per patient and no work, as far as we know, has been proposed for multi-objective problems with multiple time windows in the HHC context. This study considers multiple time windows for patients that aim to ensure their availability and give the decision maker more flexibility to schedule patients' visits, which is not possible with a single time window per patient. In [7], instances with single and multiple availability periods were compared according to the sum of earliness and tardiness of services operations as well as caregivers' waiting times. Computational results showed that instances with multiple availability periods are better optimized than those with a single period. Based on this, it is worth trying multiple time windows when optimizing multi-objective problems to improve the approximate Pareto set, which is proven on tested instances.

This chapter is divided as follows. The definition of the problem studied is described in section 4.2.1. In section 4.2.2, MOEA/D, NSGA-II and the hybrid algorithm used to solve the problem are presented. The test instances, the experimental settings and the performance of the algorithms are measured by analyzing the experimental results in section 4.2.3. This chapter ends with a conclusion in section 4.3.

4.2 Multi-objective home health care routing and scheduling problem with multiple time windows

4.2.1 Problem statement

In this chapter, we aim to minimize caregivers' traveling times (f_1), their waiting times (f_2) and to balance their workload (f_3). The goal is to simultaneously optimize these objectives using MOEAs while ensuring that the selected period per patient, caregivers' time windows and skills requirements are respected. The decision maker is supposed to be involved a posteriori in order to select a final preferred solution from the approximate set of Pareto's optimal solutions.

$$\begin{aligned}\min f_1 &= \sum_{i=0}^n \sum_{j=1}^{n+1} T_{ij} \sum_{k=1}^c x_{ijk} \\ \min f_2 &= \sum_{i=1}^n \sum_{k=1}^c (S_{ik} - A_{ik}) \\ \min f_3 &= \sum_{k=1}^c D_k\end{aligned}$$

4.2.2 Solution approaches: multi-objective evolutionary algorithms

The encoding/decoding of a solution is described in chapter 2. Crossover and mutation operators are described in chapter 3 more precisely in section 3.2.

4.2.2.1 Dominance

The notion of Pareto dominance is introduced by Pareto [82] to determine the set of non-dominated solutions. Considering m as the number of objective functions, Pareto dominance is defined as follows:

Definition 4.2.1. Dominance: A solution x dominates (\preceq) a solution y if and only if the following conditions are verified :

- $\forall i \in \{1, \dots, m\} : f_i(x) \leq f_i(y)$;
- $\exists i \in \{1, \dots, m\} : f_i(x) < f_i(y)$.

Evolutionary algorithms are designed to solve unconstrained problems. [35] proposed constrained-domination to transform a constrained problem to an unconstrained one and is defined as follows:

Definition 4.2.2. Constrained-domination: A solution x is said to constrained-dominate a solution y , if one of the following conditions is verified:

1. Solution x is feasible and solution y is not;

2. Solutions x and y are both infeasible and the solution x has a smaller overall constraint violation;
3. Solutions x and y are feasible and x dominates y .

The solution generated by crossover and mutation operators may sometimes not be able to satisfy the constraints of patients' availability periods, caregivers' duty length or skills requirements. The infeasible assignments could be remedied by randomly replacing unqualified caregivers with skilled caregivers. The constrained-domination is used to deal with caregivers' duty length and patients' time windows that cannot be met. We ultimately use a penalty's cost related to the tardiness of services operations and caregivers' overtime.

4.2.2.2 Initial population

The initial population for a given size P_{size} is randomly generated as follows:

- For $i = 1$ to P_{size} do:
- Generate a random visiting order (see Table 4.1);

Table 4.1: Example of visiting order

Patients	5 (2)	1 (3)	3 (1)	1 (2)	4 (3)	2 (1)	6 (2)
Caregivers							

- For each patient, assign a qualified caregiver randomly selected (see Table 4.2);

Table 4.2: example of caregivers' assignment to patients

Patients	5 (2)	1 (3)	3 (1)	1 (2)	4 (3)	2 (1)	6 (2)
Caregivers	1	2	2	1	1	2	1

- Calculate the objective function values f_1 , f_2 and f_3 .

4.2.2.3 Decomposition based: MOEA/D

The MOEA/D is proposed by [107]. It decomposes a multi-objective optimization problem into a number of sub-problems based on the distances between their aggregation coefficient vectors and optimizes them simultaneously. The optimal solutions to two neighboring sub-problems should be very similar as their coefficient vectors are very close. According to [107] it is very time-consuming, if not impossible, to obtain the complete Pareto front for most multi-objective problems. Furthermore, the decision maker may not be interested in having all Pareto optimal solutions. Three scalarization techniques are used with MOEA/D in [107]: Weighted Sum Approach, Tchebycheff Approach and Boundary Intersection (BI) Approach. Tchebycheff Approach is adopted to solve our problem and is defined as follows:

$$\text{minimize} \quad g^{te}(x|\lambda, z^*) = \max_{1 \leq i \leq m} \{\lambda_i |f_i(x) - z_i^*|\} \quad (4.1)$$

$$\text{subject to} \quad x \in \Omega \quad (4.2)$$

where $z^* = (z_1^*, \dots, z_m^*)^T$ is the reference point with $z_i^* = \min\{f_i(x) | x \in \Omega\}$.

The MOEA/D framework is described by Algorithm 6. At each generation t , MOEA/D with the Tchebycheff approach maintains :

- a population of N points $x^1, \dots, x^N \in \Omega$, where x^i is the current solution of the i th sub-problem;
- a set of F-values FV^1, \dots, FV^N , where FV^i is the F-value at x^i , i.e., $FV^i = F(x^i)$;
- A vector $z = (z_1, \dots, z_m)^T$, where z_i is the best value found so far for the objective f_i ;
- an external population (EP), which is used to store non-dominated solutions found during the search.

4.2.2.4 Pareto based: NSGA-II

NSGA-II [35], is an elitist evolutionary multi-objective algorithm that extends the GA to deal with multi-objective problems. NSGA-II is based on the idea of the non dominance to rank solutions into different fronts, and crowding distances to select the most spreaded solutions from the same front. The NSGA-II framework is described by Algorithm 7.

4.2.2.5 Hybrid NSGA-II with MOEA/D

The following algorithm is the hybridization of two algorithms NSGA-II (Algorithm 7) and MOEA/D (Algorithm 6), which are successively performed to improve the efficiency of the overall search. According to [102], efficiently combining dominance and decomposition based approaches can lead to better performance during the resolution phase. In addition, the hybrid algorithm can deal with multiple objectives (more than three) and avoid issues known in NSGA-II since obtained solutions by NSGA-II are further enhanced using MOEA/D. First, an initial population is generated (**line: 6**) for NSGA-II to return non-dominated solutions, which are then stored in N_D (**line: 7**). Another initial population P_1 of size N will be constructed from non-dominated solutions N_D and possibly other randomly generated solutions. We first set P_1 to the set of non-dominated solutions of NSGA-II (**line: 8**) and we then complete it, if the size N is not yet reached, by $(N - |N_D|)$ solutions randomly generated (**lines: 9-12**) as described in subsection 4.2.2.2 by setting $P_{size} = N - |N_D|$. Afterwards, MOEA/D algorithm is performed to enhance this new initial population, and store solutions in the archive EP .

Algorithm 6: MOEA/D Framework

```

1 Input:
2 a stopping criterion ;
3 N the number of the sub-problems considered in MOEA/D ;
4 a uniform spread of N weight vectors:  $\lambda^1, \dots, \lambda^N$  ;
5 T: the number of the weight vectors in the neighborhood of each weight vector;
6 Output: EP ;
7 Initialization: ;
8 Set EP= $\emptyset$  ;
9 for  $i \leftarrow 1$  to N do
10 |   set  $B(i) = \{i_1, \dots, i_T\}$ , where  $\lambda^{i_1}, \dots, \lambda^{i_T}$  are the T closest weight vectors to
    |    $\lambda^i$  ;
11 end
12 Generate an initial population  $x^1, \dots, x^N$ ;
13 Set  $FV^i = F(x^i)$ ;
14 Initialize  $z = (z_1, \dots, z_m)^T$  by a problem-specific method ;
15 while (the stopping condition is not reached) do
16 |   for  $i \leftarrow 1$  to N do
17 |   |   Select Randomly two indexes  $k$  and  $l$  from  $B(i)$  ;
18 |   |    $y \leftarrow$  Crossover( $x^k, x^l$ ) ;
19 |   |    $y' \leftarrow$  Mutation( $y$ ) ;
20 |   |   Repair ( $y'$ ) ;
21 |   |   for  $j \leftarrow 1$  to  $m$  do
22 |   |   |   if  $z_j < f_j(y')$  then
23 |   |   |   |   set  $z_j \leftarrow f_j(y')$  ;
24 |   |   |   end
25 |   |   end
26 |   |   foreach  $j \in B(i)$  do
27 |   |   |   if ( $g^{te}(y'|\lambda^j, z) < g^{te}(x^j|\lambda^j, z)$ ) then
28 |   |   |   |   set  $x^j \leftarrow y'$  ;
29 |   |   |   |   set  $FV^j \leftarrow F(y')$  ;
30 |   |   |   end
31 |   |   end
32 |   |   Remove from EP all the vectors dominated by  $F(y')$  ;
33 |   |   Add  $F(y')$  to EP if no vectors in EP dominate  $F(y')$  ;
34 |   end
35 end

```

4.2.3 Numerical experiments

4.2.3.1 Test instances

The test instances described and generated in 3.3.4 are used to test the algorithms.

Algorithm 7: NSGA-II Framework

```

1 Input:
2 a stopping criterion ;
3 population size:  $N$  ;
4 Output: population  $P_t$  ;
5 Initialization: ;
6 Set  $Q_0 = \emptyset$  ;
7 Generate an initial population  $P_0$  of size  $N$ ;
8 Ranking  $P_0$ ;
9 Crowding  $P_0$ ;
10 Set  $t \leftarrow 0$ ;
11 while (the stopping condition is not reached) do
12   for  $i \leftarrow 1$  to  $N$  do
13     Set  $k \leftarrow \text{TournamentSelection}(P_t, 2)$  ;
14     Set  $l \leftarrow \text{TournamentSelection}(P_t, 2)$  ;
15     Set  $y_1 \leftarrow \text{Crossover}(x^k, x^l)$  ;
16     Mutation ( $y_1$ ) ;
17     Repair ( $y_1$ ) ;
18     Set  $Q_t \leftarrow Q_t \cup \{y_1\}$  ;
19   end
20   Set  $R_t \leftarrow P_t \cup Q_t$  ;
21   Ranking  $R_t = F_1 \cup F_2, \dots, \cup F_{Last}$ ;
22   Set  $i \leftarrow 1$ ;
23   Set  $sum \leftarrow 0$ ;
24   while ( $sum < N$ ) do
25     Crowding  $F_i$ ;
26     Set  $sum \leftarrow sum + |F_i|$ ;
27     Set  $i \leftarrow i + 1$ ;
28   end
29   while ( $|P_{t+1}| \cup |F_i| < N$ ) do
30     Set  $P_{t+1} \leftarrow P_{t+1} \cup F_i$  ;
31     Set  $i \leftarrow i + 1$ ;
32   end
33   Select best ( $N - |P_{t+1}|$ ) solutions from  $F_i$  in terms of Crowding distance;
34   Set  $t \leftarrow t + 1$ ;
35 end

```

4.2.3.2 Computational results

Instances are solved with a maximum number iterations of 5×10^4 . Tuning parameters are set as described as in Table 4.3. At each iteration, the number of non-dominated solutions maintained by NSGA-II is always equal to the population size N . Indeed, Parent and offspring populations are combined in a mating pool R_t then the best N solutions are selected using Pareto dominance and the crowding distance. MOEA /D could use an unlimited archive to store non-dominated solutions, but here we have set its size to that of the population. NSGA-II and MOEA/D algorithms improve the initial population and try to move it towards the Pareto

Algorithm 8: Hybrid NSGA-II with MOEA/D

```

1 Input:
2 NSGA-IIinput ;
3 MOEA/Dinput;
4  $N_D$  : non-dominated solutions returned by NSGA-II;
5 Output: EP ;
6 Generate an initial population  $P_0$  of size  $N$ ;
7 Set  $N_D \leftarrow$  NSGA-II( $P_0, N$ );
8 Set  $P_1 \leftarrow N_D$ ;
9 while ( $|P_1| \leq N$ ) do
10 |   Generate randomly a solution  $X$  ;
11 |   Set  $P_1 \leftarrow P_1 \cup \{X\}$ ;
12 end
13 Set EP  $\leftarrow$  MOEA/D( $P_1, \lambda, N, T$ ) ;

```

Table 4.3: Tuning parameters

Algorithm	Parameter	Value
NSGA-II	Mutation probability	0.08
	Crossover probability	0.8
	Population size	$10 \times n$
MOEA/D	Mutation probability	0.08
	Crossover probability	1
	Population size	$10 \times n$
	T	n
	Archive size	$10 \times n$
Hybrid	The same parameters of NSGA-II and MOEA/D are used	

optimal solutions. The hybrid algorithm first finds non-dominated solutions by the mechanism of NSGA-II and then attempts to further improve them using the procedure of MOEA/D.

In order to perform the comparison between the three algorithms, we run them with a single simulation, to solve each instance by considering single then double time windows and using the same initial population. Indicators performance used to compare performance of these algorithms are:

- *hyper-volume indicator [110]*: it measures the hyper-volume covered by a set of solutions in the objective space. This metric has two issues. On the one hand, it needs a reference point and, on the other hand, the complexity increases monotonically with the number of objective functions. The algorithm with higher value performs better;
- *coverage of two sets [110]*: this indicator computes the proportion of a set of solutions B dominated by another set of solutions A . The value 0 means that solutions in the set B are not dominated by any solutions from the set A , the value 1 indicates that each solution

in B is dominated at least by one solution of A . it is computed as follows:

$$Cov(A, B) = \frac{|\{b \in B : \exists a \in A, a \prec b\}|}{|B|} \quad (4.3)$$

- *Pareto solution size*: this indicator measures the cardinality of the Pareto front and represents the number of trade-off solutions from whose the decision maker will select a final preferred solution;
- *CPU time*: the most known indicator for comparing the complexity of algorithms, best algorithms have shortest CPU times.

Before we compute the hyper-volume indicator, we consider (1,1,1) as a reference point and we normalize objective function values using equation (4.4). f_i^{min} and f_i^{max} are respectively the minimum and the maximum objective function values found by the three algorithms considering each instance with a single and double availability periods.

$$f_i^{normalized} = \frac{f_i - f_i^{min}}{f_i^{max} - f_i^{min}} \quad (4.4)$$

According to CPU time indicator, MOEA/D solved instances faster. In the case where the decision maker is not interested to obtain the whole Pareto front, MOEA/D may be the best choice to solve the HHCRSP (see Table 4.5). According to the hypervolume indicator, NSGA-II and the hybrid algorithms outperformed MOEA/D algorithm. Taking into consideration both hypervolume and Pareto front size indicators showed that the hybrid algorithm outperformed MOEA/D and NSGA-II algorithms.

The comparison according to the coverage metric is also carried out (see Table 4.6). This indicator did not differentiate algorithms performances for small instances A (single or double time windows) and B (single time window) because the algorithms generated very few non-dominated solutions compared to medium and large instances. However, For instances B (double time windows) and C (single or double time windows), NSGA-II performs better than MOEA/D. The percentage of solutions found by MOEA/D and dominated by solutions of NSGA-II is remarkable. The hybrid algorithm outperformed both NSGA-II and MOEA/D algorithms. In most of the 42 instances, except instances B5-1, B7-1, C5-1, and C6-1, the percentage of MOEA/D solutions dominated by those of the hybrid algorithm is greater and significant compared to the proportion of solutions of the hybrid algorithm that are dominated by those of MOEA/D.

For all instances, $Cov(NSGA-II, Hybrid)=0$ because the set of solutions found by NSGA-II are improved by MOEA/D. In the worst case, MOEA/D will not be able to improve solutions found by NSGA-II, which is the case for instances of set A with single time window and instances A3-2, A5-2 and A6-2. Accordingly, $Cov(Hybrid, NSGA-II) > 0$ for all instances, except for previously mentioned instances, which indicate MOEA/D could further improve the quality of solutions found by NSGA-II. Indeed, $Cov(Hybrid, NSGA-II) > 0$ means that hybrid could reach better solutions, which dominate some solutions found by NSGA-II. The higher the value of $Cov(Hybrid, NSGA-II)$, the higher the proportion of dominated solutions reached by NSGA-II.

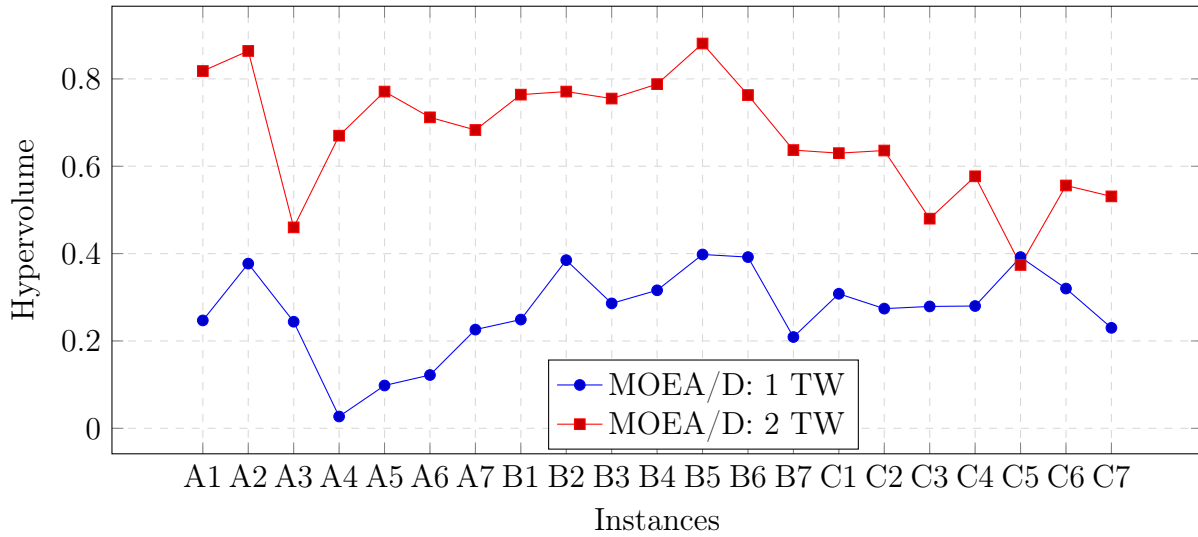


Figure 4.1: Hypervolume indicator for MOEA/D algorithm according to time windows (TW)

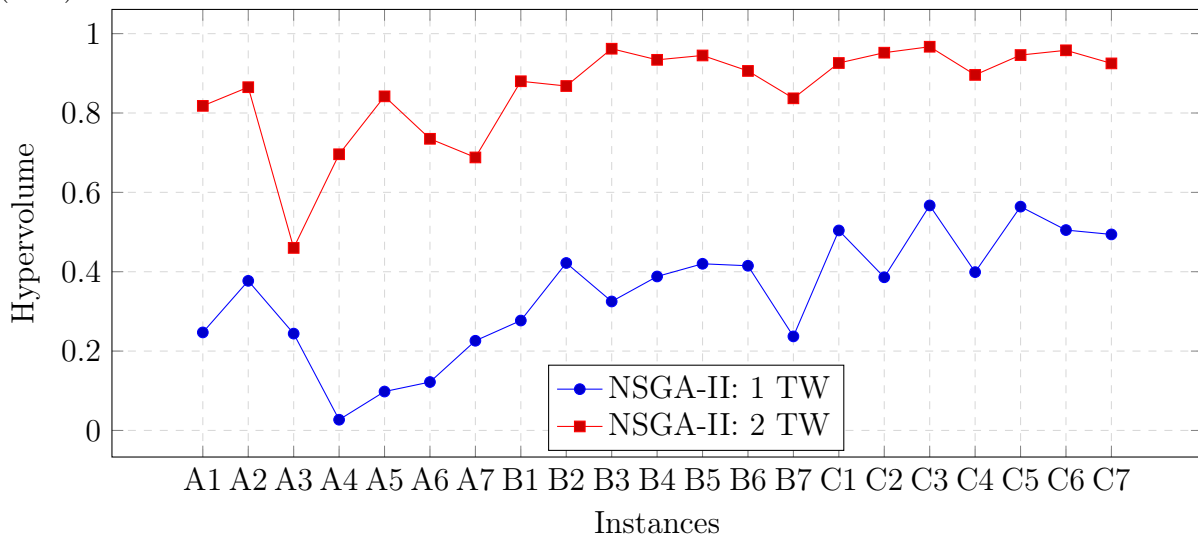


Figure 4.2: Hypervolume indicator for NSGA-II algorithm according to time windows (TW)

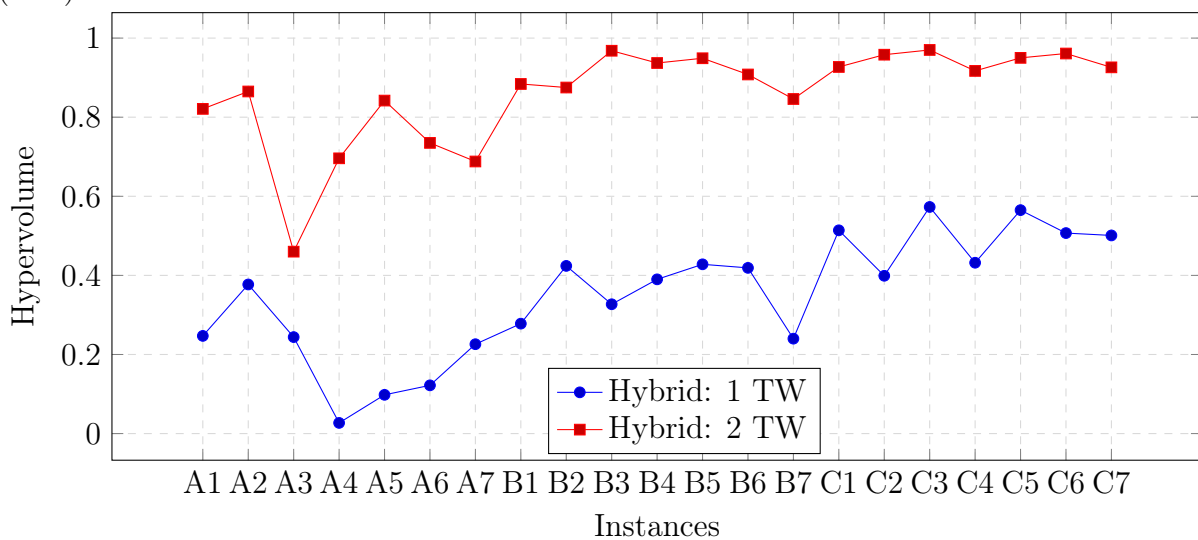


Figure 4.3: Hypervolume indicator for Hybrid NSGA-II with MOEA/D algorithm according to time windows (TW)

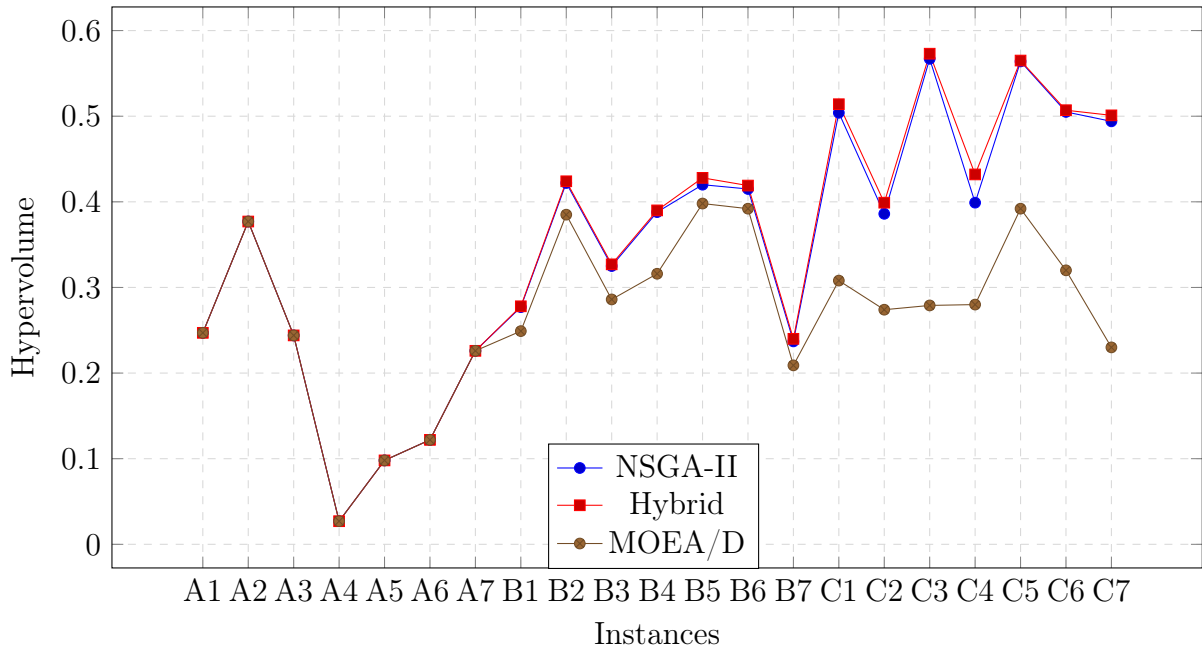


Figure 4.4: Comparison of algorithms for instances with one availability period according to hypervolume indicator

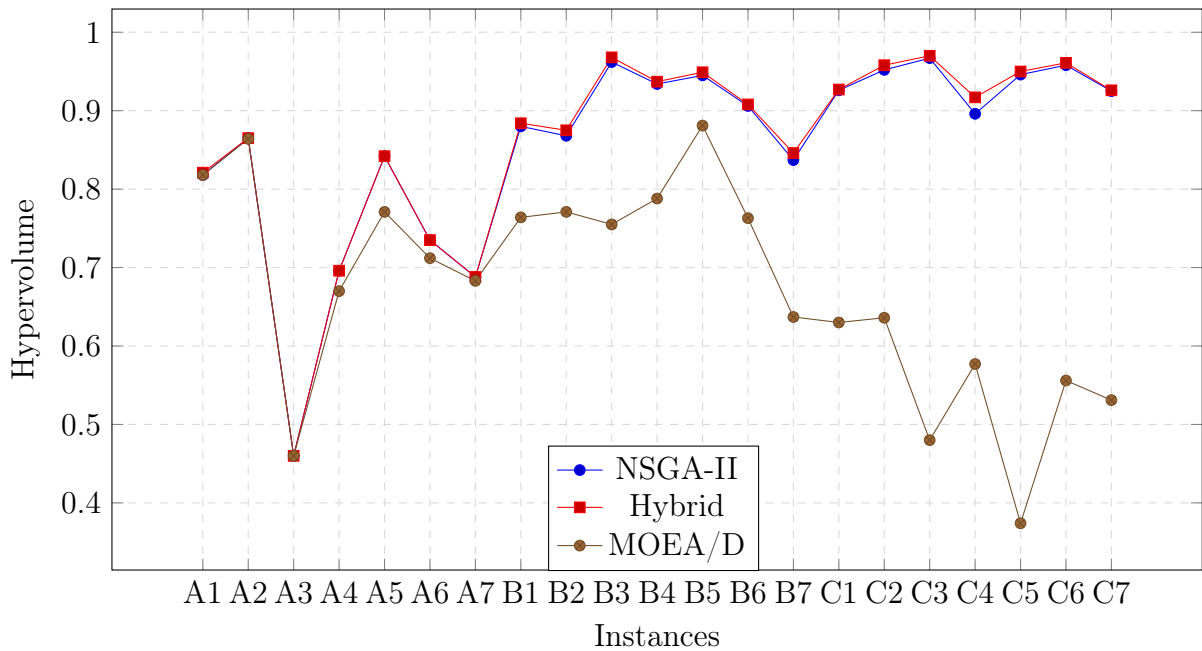


Figure 4.5: Comparison of algorithms for instances with two availability periods according to hypervolume indicator

Table 4.4: Comparison between instances with one and two availability periods according to coverage set indicator

Instances	NSGA-II		MOEA/D		Hybrid	
	1 period	2 periods	1 period	2 periods	1 period	2 periods
	2 periods	1 period	2 periods	1 period	2 periods	1 period
A1	0	1	0	0.947	0	1
A2	0	0.929	0	0.929	0	0.929
A3	0.093	0.533	0.088	0.533	0.088	0.533
A4	0	1	0	1	0	1
A5	0	1	0	1	0	1
A6	0	1	0	1	0	1
A7	0	1	0	1	0	1
B1	0	1	0	1	0	1
B2	0	1	0	1	0	1
B3	0	1	0	1	0	1
B4	0	1	0	1	0	1
B5	0	1	0	1	0	1
B6	0	1	0	1	0	1
B7	0	1	0	1	0	1
C1	0	1	0	1	0	1
C2	0	1	0	1	0	1
C3	0	1	0	1	0	1
C4	0	0.958	0	0.808	0	0.960
C5	0	1	0.045	0.244	0	1
C6	0	1	0	1	0	1
C7	0	1	0	1	0	1

In order to study the impact of the number of availability periods on the quality of solutions, the coverage set metric is computed to compare the approximated Pareto front found for each instance considering single and double time windows. Table 4.4 clearly shows the advantage of instances with double availability periods. A significant improvement is performed to the approximated Pareto front when double time windows for patient are considered. For all instances, except *A1*, *A2*, *A3*, *C4* and *C4*, each solution from the approximated Pareto front for the instances with single time window is dominated at least by one solution from the approximated Pareto front for the instances with double time windows ($Cov(2 \text{ periods}, 1 \text{ period})=1$). Accordingly, solutions from the approximated Pareto front for instances with double time windows, except for previously mentioned instances, are not dominated by any solution from the set of instances with single time window ($Cov(1 \text{ period}, 2 \text{ periods}) = 0$).

Table 4.5: Comparison of algorithms according to hypervolume indicator, front size and CPU time.

Instances	Hypervolume			Front size			CPU time		
	MOEA/D	NSGA-II	Hybrid	MOEA/D	NSGA-II	Hybrid	MOEA/D	NSGA-II	Hybrid
A1-1	0.247077	0.247077	0.247077	19	19	19	11.47	66.62	78.32
A2-1	0.37748	0.37748	0.37748	14	14	14	11.54	65.30	76.45
A3-1	0.244444	0.244444	0.244444	15	15	15	11.60	66.25	77.44
A4-1	0.027405	0.027405	0.027405	12	12	12	11.69	70.49	81.27
A5-1	0.097665	0.097665	0.097665	20	20	20	11.21	61.63	72.57
A6-1	0.121518	0.121518	0.121518	23	22	22	11.73	59.02	71.21
A7-1	0.22591	0.22591	0.22591	18	18	18	11.41	70.23	82.12
A1-2	0.818409	0.818243	0.820858	70	63	78	14.97	57.70	74.69
A2-2	0.864433	0.864814	0.864814	22	16	18	12.33	58.40	70.28
A3-2	0.459722	0.459718	0.459722	57	54	57	15.07	58.74	72.86
A4-2	0.669616	0.695665	0.695665	18	33	33	12.69	56.43	68.81
A5-2	0.771339	0.842371	0.842371	12	15	15	11.10	58.24	69.63
A6-2	0.712418	0.734699	0.735039	19	30	31	11.63	56.78	69.27
A7-2	0.683382	0.688122	0.688122	12	12	16	11.39	61.92	72.26
B1-1	0.248781	0.277003	0.278062	250	217	250	88.78	260.42	380.87
B2-1	0.385349	0.42151	0.423894	250	212	250	85.79	251.51	373.38
B3-1	0.285949	0.325361	0.326721	182	216	250	89.88	261.69	384.91
B4-1	0.316459	0.387703	0.390148	141	213	250	89.61	260.92	379.11
B5-1	0.398129	0.419883	0.427596	250	224	250	90.80	255.05	378.25
B6-1	0.392038	0.414666	0.41899	250	219	250	104.76	245.72	365.50
B7-1	0.209099	0.237091	0.240017	173	215	250	97.36	269.63	386.60
B1-2	0.764303	0.879726	0.884279	201	74	250	87.18	267.97	388.79
B2-2	0.77076	0.868432	0.875051	94	193	250	82.40	250.35	358.56
B3-2	0.755139	0.961991	0.967665	72	132	145	82.11	246.97	343.27
B4-2	0.78797	0.934304	0.937031	72	209	250	87.93	248.31	373.53
B5-2	0.881285	0.945488	0.948753	82	145	152	86.78	265.72	363.97
B6-2	0.763252	0.905613	0.908228	70	175	190	86.55	261.62	368.07
B7-2	0.637109	0.837473	0.846069	50	171	249	79.24	251.93	366.44
C1-1	0.307671	0.504296	0.514147	500	456	500	471.16	1012.95	1561.80
C2-1	0.273967	0.386123	0.399	500	473	500	472.01	982.63	1506.07
C3-1	0.278814	0.566633	0.572585	64	446	500	364.22	934.72	1469.67
C4-1	0.279834	0.399067	0.432489	500	471	500	422.63	992.47	1539.73
C5-1	0.392415	0.564469	0.564884	500	468	500	443.17	971.72	1538.01
C6-1	0.319871	0.505397	0.506527	382	464	500	429.46	963.15	1543.40
C7-1	0.230476	0.494416	0.500799	71	467	500	421.11	952.47	1515.98
C1-2	0.630014	0.925657	0.927298	82	410	500	387.89	963.36	1467.46
C2-2	0.636132	0.952033	0.957938	103	410	500	398.10	951.38	1519.20
C3-2	0.47998	0.967442	0.969775	40	354	500	376.67	929.88	1419.33
C4-2	0.577446	0.895814	0.917401	73	412	500	385.00	990.48	1492.62
C5-2	0.374383	0.946422	0.950055	89	417	500	396.70	1031.74	1592.74
C6-2	0.555871	0.958149	0.960983	92	366	500	383.10	950.24	1477.62
C7-2	0.530525	0.925249	0.925615	76	412	500	387.90	986.33	1536.91

Table 4.6: Comparison of algorithms according to coverage set indicator.

Instances	NSGA-II	MOEA/D	Hybrid	NSGA-II	Hybrid	MOEA/D
	MOEA/D	NSGA-II	NSGA-II	Hybrid	MOEA/D	Hybrid
A1-1	0	0	0	0	0	0
A2-1	0	0	0	0	0	0
A3-1	0	0	0	0	0	0
A4-1	0	0	0	0	0	0
A5-1	0	0	0	0	0	0
A6-1	0.043	0	0	0	0.043	0
A7-1	0	0	0	0	0	0
A1-2	0.114	0.127	0.127	0	0.114	0
A2-2	0.227	0.063	0.0625	0	0.227	0
A3-2	0	0	0	0	0	0
A4-2	0.333	0	0.333	0	0	0
A5-2	0.417	0	0	0	0.417	0
A6-2	0	0	0	0	0	0
A7-2	0	0.083	0.083	0	0	0
B1-1	0.408	0.097	0.101	0	0.508	0.200
B2-1	0.524	0.024	0.094	0	0.704	0
B3-1	0.462	0.106	0.222	0	0.489	0.040
B4-1	0.702	0.056	0.235	0	0.844	0.008
B5-1	0.060	0.205	0.205	0	0.092	0.184
B6-1	0.140	0.201	0.269	0	0.248	0.032
B7-1	0.035	0.098	0.060	0	0.040	0.084
B1-2	0.568	0.015	0.065	0	0.568	0.016
B2-2	0.543	0.057	0.161	0	0.543	0.048
B3-2	1	0	0.091	0	1	0
B4-2	0.583	0.029	0.249	0	0.597	0.016
B5-2	0.866	0.021	0.014	0	0.866	0.020
B6-2	1	0	0.126	0	1	0
B7-2	1	0	0.211	0	1	0
C1-1	0.152	0.037	0.061	0	0.150	0.036
C2-1	0.144	0.061	0.106	0	0.144	0.058
C3-1	0.484	0	0.085	0	0.484	0
C4-1	0.258	0.053	0.244	0	0.258	0.050
C5-1	0.028	0.060	0.006	0	0.028	0.056
C6-1	0.058	0.078	0.013	0	0.058	0.072
C7-1	0.592	0.002	0.105	0	0.592	0.002
C1-2	1	0	0.078	0	1	0
C2-2	1	0	0.320	0	1	0
C3-2	1	0	0.232	0	1	0
C4-2	1	0	0.330	0	1	0
C5-2	1	0	0.091	0	1	0
C6-2	1	0	0.194	0	1	0
C7-2	1	0	0.056	0	1	0

To sum up, the MOEA/D solves instances faster and is suitable if the decision maker is not interested in having all Pareto optimal solutions. The NSGA-II algorithm is very efficient and could find solutions close to the hybrid algorithm in terms of quality considering hyper-volume indicator (see figures 4.4 and 4.5). However, NSGA-II is not suitable for problems with more than three objectives. The hybrid algorithm outperformed NSGA-II and MOEA/D algorithms, which is justified by performance indicators used (hyper-volume, coverage set and Pareto front size: see tables 4.5 and 4.6). Using multiple time windows improved solutions quality (see figures 4.1, 4.2 and 4.3) and these solutions dominate solutions of instances with single availability period (see Table 4.4).

4.3 Conclusion

Home health care companies often deal with conflicting objectives, such as minimizing the cost while increasing patients' satisfactions. Most studies transform multi-objective problems by into a mono-objective case using scalarization techniques. The issue is how to assign weights to objective functions, which may be a confusing task for the decision maker. Consequently, he needs to be involved a posteriori to select a final preferred solution from the non-dominated solutions set. In addition, most studies consider only single time window per patient in which he will be available to be visited by the assigned caregiver.

This chapter deals with the HHCRCSP with multi-objectives and multiple availability periods of patients. The goal is to minimize the travel and waiting times as well as to balance caregivers' workload. Two approaches are adopted to tackle the multi-objective case: Pareto based, where NSGA-II is implemented and decomposition based, where MOEA/D is implemented. An efficient hybrid algorithm is proposed by performing NSGA-II and then MOEA/D successively, which would improve solutions quality found by NSGA-II.

Performance indicators proved that the hybrid algorithm outperforms MOEA/D and NSGA-II algorithms in terms of solutions quality while MOEA/D solves instances faster. MOEA/D is more suitable if the decision maker is not interested in having all Pareto optimal solutions. Besides, the benefit of using multiple availability periods for patients is highlighted by the significant improvement in the quality of the solutions after carrying out a comparison with single time window per patient.

Future works could be addressed to adapt these approaches to deal with multiple services operations and even considering the interdependence between them since patients need several care activities per day. In addition, it would be interesting to compare the performance of the hybrid algorithm with some indicators-based approaches.

GENERAL CONCLUSION AND PERSPECTIVES

HHC aims to assist patients at home and to help them to live with greater independence, avoiding hospitalization or admission to care institutions. Providing health care services is expected to generate advantages such as, a decrease in hospital admissions, a decrease in hospitalization duration and the ability for patients to remain in their homes and receive care and assistance. HHC companies face two major issues when planning schedules, namely assigning qualified caregivers to requested services and defining routes for caregivers to visit patients.

Establishing plannings should be done taking into consideration constraints such as patients' availability periods and caregivers' qualification and optimizing one or more criteria. In addition, the planning is affected by the type of the model (deterministic, stochastic, multi-objectives). The deterministic models are not robust since the uncertainties that may arise are not considered. In multi-objective models, the decision maker has more choices between solutions as the objective functions are simultaneously optimized. From this perspective, the research work in this thesis focuses on modeling and proposing solution methods to solve the home health care routing and scheduling problem, which extend the VRP with time windows.

In chapter 1, we analyzed the works carried out in the literature, which cover a very large variety concerning the constraints considered, the optimized objectives and the methods used to solve the problem. The first limitation in previous works is the no-consideration of multiple time windows for patients as well as most of these studies that consider the synchronization of the services are limited only to double. The second issue is related to uncertainty of parameters, which is only dealt with in a few papers. The predefined schedule should be adapted for any change in practical situations. Otherwise, there will probably be delays in the services for patients who have not yet been visited, which will cause their dissatisfaction. The third limitation relates to the solution approaches used to solve the HHCRSP multi-objective optimization model. Indeed, in the most cases, this model is solved using aggregation techniques,

but assigning weights to conflicting goals is a difficult task.

In chapter 2, we have proposed a deterministic version of the HHCRSP that can deal with an arbitrary number of time windows and services per patient as well as taking into account of the synchronization of simultaneous services and skill requirement. We proposed a new mathematical model as well as a GVNS based heuristic, which is combined with a strategy to solve the model with large instances. GVNS generates solutions (caregivers' routes and their assignment) while the strategy selects, for each patient, a time window and ensures the synchronization of simultaneous services.

In chapter 3, we have considered the uncertainty of travel and service times. We proposed two SPR models to cope with the uncertainty of parameters. In the first one, the recourse is defined as a penalization of tardiness of services operation and a remuneration for caregivers' overtime. In the second one, we assumed that patients' times are hard/fixed and must be respected. Therefore, we used another recourse defined as skipping a patient if his time windows will not be respected. We showed through computational results the adequacy of the GA to embed the simulation to solve the SPR model.

In chapter 4, we used algorithms designed to approach the Pareto front rather than using the aggregation techniques. The decision maker will be involved a posteriori to select a solution from not dominated solutions, which avoid assigning weights to objective functions. Caregivers' travel and waiting times as well the balance of workload are three criteria that are simultaneously optimized. Approaches based on Pareto and decomposition, with multi-objective evolutionary algorithms are used to solve approximate Pareto front. Computational results and performance measures inferred that the MOEA/D algorithm solved instances faster while the hybrid algorithm found solutions that better approximate the Pareto front.

Following this works, several research perspectives are available to continue improving and/or extending our models.

Our proposed models can be extended to cover other important features such as, considering lunch break for caregivers. Thus, allowing caregivers to take breaks between the earliest and the latest of the break period where they can take lunch. Considering the continuity of cares is also an important feature, which allow patients to be visited by the same caregiver and during approximately the same time. Our contributions are based on daily planning, considering medium and long horizon plannings will lead to a better optimization of scheduling and routing of caregivers as well as to avoid defining daily caregivers plannings.

In the stochastic models, we considered that the uncertainty of the parameters related to travel and service times follows the normal law. However, if the distributions of parameters exposed to the uncertainty are unknown, it would be better to use the robust optimization. The uncertainty in this model is not stochastic, but rather deterministic and set-based. In addition, we considered the uncertainty of of travel and service times, but the demand could also be exposed to the uncertainties and future works might address this issue.

We used a simulation-based optimization to the solve the SPR model since computing the expected real value by an explicit mathematical formula is very complex. The computational

results showed that the time resolution of some instances is relatively long because the simulation requires many iterations to find a good estimation. As future work, it would be interesting to compute the expected real value by an explicit mathematical formula or to approximate it in order to avoid using the simulation. Otherwise, one might think of machine learning methods in the hope of reducing the number of iterations in the simulation method to estimate the expected value of each solution.

One of the main problems is the lack of generic benchmark instances that can be used to compare the performance of new methods and models. In most cases, especially when new features are considered, researchers randomly generate new instances to test their models and methods, as the instances in the literature are designed for classical problems such as TSP, CVRP, VRPTW...etc. This problem can be tackled by generating new generic reference instances that contain the features studied in the literature.

BIBLIOGRAPHY

- [1] S. Afifi, D.-C. Dang, and A. Moukrim. Heuristic solutions for the vehicle routing problem with time windows and synchronized visits. *Optimization Letters*, 10(3):511–525, 2016.
- [2] C. Akjiratikarl, P. Yenradee, and P. R. Drake. Pso-based algorithm for home care worker scheduling in the uk. *Computers & Industrial Engineering*, 53(4):559–583, 2007.
- [3] H. Allaoua, S. Borne, L. Létocart, and R. W. Calvo. A matheuristic approach for solving a home health care problem. *Electronic Notes in Discrete Mathematics*, 41:471–478, 2013.
- [4] J. E. Baker. Adaptive selection methods for genetic algorithms. In *Proceedings of an International Conference on Genetic Algorithms and their applications*, pages 101–111. Hillsdale, New Jersey, 1985.
- [5] J. F. Bard, Y. Shao, and A. I. Jarrah. A sequential grasp for the therapist routing and scheduling problem. *Journal of Scheduling*, 17(2):109–133, 2014.
- [6] J. F. Bard, Y. Shao, and H. Wang. Weekly scheduling models for traveling therapists. *Socio-Economic Planning Sciences*, 47(3):191–204, 2013.
- [7] M. Bazirha, A. Kadrani, and R. Benmansour. Daily scheduling and routing of home health care with multiple availability periods of patients. In *International Conference on Variable Neighborhood Search*, pages 178–193. Springer, 2020.
- [8] M. Bazirha, A. Kadrani, and R. Benmansour. Scheduling optimization of the home health care problem with stochastic travel and care times. In *2020 5th International Conference on Logistics Operations Management (GOL)*, pages 1–8. IEEE, 2020.
- [9] M. Bazirha, A. Kadrani, and R. Benmansour. Stochastic home health care routing and scheduling problem with multiple synchronized services. *Annals of Operations Research*, pages 1–29, 2021.
- [10] M. Bazirha, A. Kadrani, and R. Benmansour. Optimization of the stochastic home health care routing and scheduling problem with multiple hard time windows. *International Journal of Supply and Operations Management*, 9(2):235–250, 2022.
- [11] S. V. Begur, D. M. Miller, and J. R. Weaver. An integrated spatial dss for scheduling and routing home-health-care nurses. *Interfaces*, 27(4):35–48, 1997.
- [12] S. Belhaiza, P. Hansen, and G. Laporte. A hybrid variable neighborhood tabu search heuristic for the vehicle routing problem with multiple time windows. *Computers & Operations Research*, 52:269–281, 2014.

- [13] E. J. Beltrami and L. D. Bodin. Networks and vehicle routing for municipal waste collection. *Networks*, 4(1):65–94, 1974.
- [14] A. Ben-Tal, L. El Ghaoui, and A. Nemirovski. *Robust optimization*, volume 28. Princeton University Press, 2009.
- [15] D. G. Bernard. Linear programming under uncertainty. *Management Science*, 1:97–206, 1955.
- [16] S. Bertels and T. Fahle. A hybrid setup for a hybrid scenario: combining heuristics for the home health care problem. *Computers & operations research*, 33(10):2866–2890, 2006.
- [17] D. Bertsimas, D. B. Brown, and C. Caramanis. Theory and applications of robust optimization. *SIAM review*, 53(3):464–501, 2011.
- [18] J. Bowers, H. Cheyne, G. Mould, and M. Page. Continuity of care in community midwifery. *Health care management science*, 18(2):195–204, 2015.
- [19] K. Braekers, R. F. Hartl, S. N. Parragh, and F. Tricoire. A bi-objective home care scheduling problem: Analyzing the trade-off between costs and client inconvenience. *European Journal of Operational Research*, 248(2):428–443, 2016.
- [20] K. Braekers, K. Ramaekers, and I. Van Nieuwenhuyse. The vehicle routing problem: State of the art classification and review. *Computers & Industrial Engineering*, 99:300–313, 2016.
- [21] O. Bräysy and M. Gendreau. Vehicle routing problem with time windows, part i: Route construction and local search algorithms. *Transportation science*, 39(1):104–118, 2005.
- [22] O. Bräysy, P. Nakari, W. Dullaert, and P. Neittaanmäki. An optimization approach for communal home meal delivery service: A case study. *Journal of Computational and Applied Mathematics*, 232(1):46–53, 2009.
- [23] D. Bredström and M. Rönnqvist. Combined vehicle routing and scheduling with temporal precedence and synchronization constraints. *European journal of operational research*, 191(1):19–31, 2008.
- [24] D. Brockhoff and E. Zitzler. Improving hypervolume-based multiobjective evolutionary algorithms by using objective reduction methods. In *2007 IEEE congress on evolutionary computation*, pages 2086–2093. IEEE, 2007.
- [25] E. K. Burke, P. De Causmaecker, G. V. Berghe, and H. Van Landeghem. The state of the art of nurse rostering. *Journal of scheduling*, 7(6):441–499, 2004.
- [26] P. Cappanera and M. G. Scutellà. Addressing consistency and demand uncertainty in the home care planning problem. *Flexible Services and Manufacturing Journal*, pages 1–39, 2021.
- [27] P. Cappanera, M. G. Scutellà, F. Nervi, and L. Galli. Demand uncertainty in robust home care optimization. *Omega*, 80:95–110, 2018.
- [28] J. A. Castillo-Salazar, D. Landa-Silva, and R. Qu. Workforce scheduling and routing problems: literature survey and computational study. *Annals of Operations Research*, 239(1):39–67, 2016.
- [29] A. Charnes and W. W. Cooper. Chance-constrained programming. *Management science*, 6(1):73–79, 1959.
- [30] A. Ciré and J. N. Hooker. A heuristic logic-based benders method for the home health care problem. *manuscript, presented at Matheuristics*, 2012.
- [31] M. Cissé, S. Yalçındağ, Y. Kergosien, E. Şahin, C. Lenté, and A. Matta. Or problems related to home health care: A review of relevant routing and scheduling problems. *Operations Research for Health Care*, 13:1–22, 2017.

- [32] G. Clarke and J. W. Wright. Scheduling of vehicles from a central depot to a number of delivery points. *Operations research*, 12(4):568–581, 1964.
- [33] G. Dantzig, R. Fulkerson, and S. Johnson. Solution of a large-scale traveling-salesman problem. *Journal of the operations research society of America*, 2(4):393–410, 1954.
- [34] L. Davis. Handbook of genetic algorithms. 1991.
- [35] K. Deb, A. Pratap, S. Agarwal, and T. Meyarivan. A fast and elitist multiobjective genetic algorithm: Nsga-ii. *IEEE transactions on evolutionary computation*, 6(2):182–197, 2002.
- [36] J. Decerle, O. Grunder, A. H. El Hassani, and O. Barakat. A memetic algorithm for a home health care routing and scheduling problem. *Operations research for health care*, 16:59–71, 2018.
- [37] J. Decerle, O. Grunder, A. H. El Hassani, and O. Barakat. A memetic algorithm for multi-objective optimization of the home health care problem. *Swarm and evolutionary computation*, 44:712–727, 2019.
- [38] A. Dohn, M. S. Rasmussen, and J. Larsen. The vehicle routing problem with time windows and temporal dependencies. *Networks*, 58(4):273–289, 2011.
- [39] M. Drexler. Synchronization in vehicle routing—a survey of vrps with multiple synchronization constraints. *Transportation Science*, 46(3):297–316, 2012.
- [40] P. M. Duque, M. Castro, K. Sörensen, and P. Goos. Home care service planning. the case of landelijke thuiszorg. *European Journal of Operational Research*, 243(1):292–301, 2015.
- [41] M. Emmerich, N. Beume, and B. Naujoks. An emo algorithm using the hypervolume measure as selection criterion. In *International Conference on Evolutionary Multi-Criterion Optimization*, pages 62–76. Springer, 2005.
- [42] F. Errico, G. Desaulniers, M. Gendreau, W. Rei, and L.-M. Rousseau. A priori optimization with recourse for the vehicle routing problem with hard time windows and stochastic service times. *European Journal of Operational Research*, 249(1):55–66, 2016.
- [43] P. Eveborn, P. Flisberg, and M. Rönnqvist. Laps care—an operational system for staff planning of home care. *European journal of operational research*, 171(3):962–976, 2006.
- [44] A. M. Fathollahi-Fard, A. Ahmadi, F. Goodarzian, and N. Cheikhrouhou. A bi-objective home healthcare routing and scheduling problem considering patients’ satisfaction in a fuzzy environment. *Applied soft computing*, page 106385, 2020.
- [45] D. Favaretto, E. Moretti, and P. Pellegrini. Ant colony system for a vrp with multiple time windows and multiple visits. *Journal of Interdisciplinary Mathematics*, 10(2):263–284, 2007.
- [46] C. Fikar and P. Hirsch. Home health care routing and scheduling: A review. *Computers & Operations Research*, 77:86–95, 2017.
- [47] P. M. Francis, K. R. Smilowitz, and M. Tzur. The period vehicle routing problem and its extensions. In *The vehicle routing problem: latest advances and new challenges*, pages 73–102. Springer, 2008.
- [48] G. Freeman, J. Hughes, et al. Continuity of care and the patient experience, 2010.
- [49] S. Frifita and M. Masmoudi. Vns methods for home care routing and scheduling problem with temporal dependencies, and multiple structures and specialties. *International Transactions in Operational Research*, 27(1):291–313, 2020.
- [50] M. Gamst and T. S. Jensen. A branch-and-price algorithm for the long-term home care scheduling problem. In *Operations research proceedings 2011*, pages 483–488. Springer,

- 2012.
- [51] M. R. Garey. A guide to the theory of np-completeness. *Computers and intractability*, 1979.
- [52] M. Gendreau, G. Laporte, and R. Séguin. Stochastic vehicle routing. *European Journal of Operational Research*, 88(1):3–12, 1996.
- [53] F. Glover. Future paths for integer programming and links to artificial intelligence. *Computers & operations research*, 13(5):533–549, 1986.
- [54] D. E. Goldberg and K. Deb. A comparative analysis of selection schemes used in genetic algorithms. In *Foundations of genetic algorithms*, volume 1, pages 69–93. Elsevier, 1991.
- [55] X. Gong, N. Geng, Y. Zhu, A. Matta, and E. Lanzarone. A matheuristic approach for the home care scheduling problem with chargeable overtime and preference matching. *IEEE Transactions on Automation Science and Engineering*, 18(1):282–298, 2020.
- [56] L. Grieco, M. Utley, and S. Crowe. Operational research applied to decisions in home health care: A systematic literature review. *Journal of the Operational Research Society*, pages 1–32, 2020.
- [57] M. H. Hà, T. D. Nguyen, T. N. Duy, H. G. Pham, T. Do, and L.-M. Rousseau. A new constraint programming model and a linear programming-based adaptive large neighborhood search for the vehicle routing problem with synchronization constraints. *Computers & Operations Research*, 124:105085, 2020.
- [58] M. Hewitt, M. Nowak, and N. Nataraj. Planning strategies for home health care delivery. *Asia-Pacific Journal of Operational Research*, 33(05):1650041, 2016.
- [59] G. Hiermann, M. Prandtstetter, A. Rendl, J. Puchinger, and G. R. Raidl. Metaheuristics for solving a multimodal home-healthcare scheduling problem. *Central European Journal of Operations Research*, 23(1):89–113, 2015.
- [60] J. H. Holland. Genetic algorithms. *Scientific american*, 267(1):66–73, 1992.
- [61] A. Ikegami and A. Uno. Bounds for staff size in home help staff scheduling (< special issue> the 50th anniversary of the operations research society of japan). *Journal of the Operations Research Society of Japan*, 50(4):563–575, 2007.
- [62] H. Ishibuchi and T. Murata. A multi-objective genetic local search algorithm and its application to flowshop scheduling. *IEEE transactions on systems, man, and cybernetics, part C (applications and reviews)*, 28(3):392–403, 1998.
- [63] Y. Kergosien, A. Ruiz, and P. Soriano. A routing problem for medical test sample collection in home health care services. In *Proceedings of the international conference on health care systems engineering*, pages 29–46. Springer, 2014.
- [64] S. Kirkpatrick, C. D. Gelatt, and M. P. Vecchi. Optimization by simulated annealing. *science*, 220(4598):671–680, 1983.
- [65] E. Lanzarone, A. Matta, and E. Sahin. Operations management applied to home care services: the problem of assigning human resources to patients. *IEEE Transactions on Systems, Man, and Cybernetics-Part A: Systems and Humans*, 42(6):1346–1363, 2012.
- [66] G. Laporte, F. Louveaux, and H. Mercure. The vehicle routing problem with stochastic travel times. *Transportation science*, 26(3):161–170, 1992.
- [67] X. Li, P. Tian, and S. C. Leung. Vehicle routing problems with time windows and stochastic travel and service times: Models and algorithm. *International Journal of Production Economics*, 125(1):137–145, 2010.
- [68] M. Lin, L. Ma, and C. Ying. Matching daily home health-care demands with supply in service-sharing platforms. *Transportation Research Part E: Logistics and Transportation Review*, 145:102177, 2021.

- [69] R. Liu, X. Xie, V. Augusto, and C. Rodriguez. Heuristic algorithms for a vehicle routing problem with simultaneous delivery and pickup and time windows in home health care. *European Journal of Operational Research*, 230(3):475–486, 2013.
- [70] R. Liu, B. Yuan, and Z. Jiang. Mathematical model and exact algorithm for the home care worker scheduling and routing problem with lunch break requirements. *International Journal of Production Research*, 55(2):558–575, 2017.
- [71] R. Liu, B. Yuan, and Z. Jiang. A branch-and-price algorithm for the home-caregiver scheduling and routing problem with stochastic travel and service times. *Flexible Services and Manufacturing Journal*, pages 1–23, 2018.
- [72] Z. Luo, H. Qin, D. Zhang, and A. Lim. Adaptive large neighborhood search heuristics for the vehicle routing problem with stochastic demands and weight-related cost. *Transportation Research Part E: Logistics and Transportation Review*, 85:69–89, 2016.
- [73] L. Malagodi, E. Lanzarone, and A. Matta. Home care vehicle routing problem with chargeable overtime and strict and soft preference matching. *Health Care Management Science*, pages 1–20, 2021.
- [74] D. S. Mankowska, F. Meisel, and C. Bierwirth. The home health care routing and scheduling problem with interdependent services. *Health care management science*, 17(1):15–30, 2014.
- [75] M. Marinaki and Y. Marinakis. A glowworm swarm optimization algorithm for the vehicle routing problem with stochastic demands. *Expert Systems with Applications*, 46:145–163, 2016.
- [76] P. Matl, R. F. Hartl, and T. Vidal. Workload equity in vehicle routing problems: A survey and analysis. *Transportation Science*, 52(2):239–260, 2018.
- [77] J. E. Mendoza, L.-M. Rousseau, and J. G. Villegas. A hybrid metaheuristic for the vehicle routing problem with stochastic demand and duration constraints. *Journal of Heuristics*, 22(4):539–566, 2016.
- [78] C. E. Miller, A. W. Tucker, and R. A. Zemlin. Integer programming formulation of traveling salesman problems. *Journal of the ACM (JACM)*, 7(4):326–329, 1960.
- [79] N. Mladenović and P. Hansen. Variable neighborhood search. *Computers & operations research*, 24(11):1097–1100, 1997.
- [80] S. Nickel, M. Schröder, and J. Steeg. Mid-term and short-term planning support for home health care services. *European Journal of Operational Research*, 219(3):574–587, 2012.
- [81] D. C. Paraskevopoulos, G. Laporte, P. P. Repoussis, and C. D. Tarantilis. Resource constrained routing and scheduling: Review and research prospects. *European Journal of Operational Research*, 263(3):737–754, 2017.
- [82] V. Pareto. *Cours d'économie politique*, volume 1. Librairie Droz, 1964.
- [83] S. N. Parragh and K. F. Doerner. Solving routing problems with pairwise synchronization constraints. *Central European journal of operations research*, 26(2):443–464, 2018.
- [84] M. S. Rasmussen, T. Justesen, A. Dohn, and J. Larsen. The home care crew scheduling problem: Preference-based visit clustering and temporal dependencies. *European Journal of Operational Research*, 219(3):598–610, 2012.
- [85] R. Redjem and E. Marcon. Operations management in the home care services: a heuristic for the caregivers' routing problem. *Flexible Services and Manufacturing Journal*, 28(1-2):280–303, 2016.
- [86] A. Rendl, M. Prandtstetter, G. Hiermann, J. Puchinger, and G. Raidl. Hybrid heuristics for multimodal homecare scheduling. In *International Conference on Integration of Artificial Intelligence (AI) and Operations Research (OR) Techniques in Constraint*

- Programming*, pages 339–355. Springer, 2012.
- [87] K.-D. Rest and P. Hirsch. Daily scheduling of home health care services using time-dependent public transport. *Flexible Services and Manufacturing Journal*, 28(3):495–525, 2016.
- [88] M. W. Savelsbergh and M. Sol. The general pickup and delivery problem. *Transportation science*, 29(1):17–29, 1995.
- [89] S. Shahnejat-Bushehri, R. Tavakkoli-Moghaddam, M. Boronoos, and A. Ghasemkhani. A robust home health care routing-scheduling problem with temporal dependencies under uncertainty. *Expert Systems with Applications*, page 115209, 2021.
- [90] Y. Shi, T. Boudouh, and O. Grunder. A robust optimization for a home health care routing and scheduling problem with consideration of uncertain travel and service times. *Transportation Research Part E: Logistics and Transportation Review*, 128:52–95, 2019.
- [91] Y. Shi, T. Boudouh, O. Grunder, and D. Wang. Modeling and solving simultaneous delivery and pick-up problem with stochastic travel and service times in home health care. *Expert Systems with Applications*, 102:218–233, 2018.
- [92] M. M. Solomon and J. Desrosiers. Survey paper—time window constrained routing and scheduling problems. *Transportation Science*, 22(1):1–13, Feb. 1988.
- [93] E. Taillard. Some efficient heuristic methods for the flow shop sequencing problem. *European journal of Operational research*, 47(1):65–74, 1990.
- [94] R. Tarricone and A. D. Tsouros. *Home care in Europe: the solid facts*. WHO Regional Office Europe, 2008.
- [95] D. Taş, N. Dellaert, T. van Woensel, and T. De Kok. The time-dependent vehicle routing problem with soft time windows and stochastic travel times. *Transportation Research Part C: Emerging Technologies*, 48:66–83, 2014.
- [96] D. Taş, M. Gendreau, N. Dellaert, T. Van Woensel, and A. De Kok. Vehicle routing with soft time windows and stochastic travel times: A column generation and branch-and-price solution approach. *European Journal of Operational Research*, 236(3):789–799, 2014.
- [97] K. Thomsen. Optimization on home care. Master’s thesis, Technical University of Denmark, DTU, DK-2800 Kgs. Lyngby, Denmark, 2006.
- [98] A. Trautsamwieser, M. Gronalt, and P. Hirsch. Securing home health care in times of natural disasters. *OR spectrum*, 33(3):787–813, 2011.
- [99] A. Trautsamwieser and P. Hirsch. Optimization of daily scheduling for home health care services. *Journal of Applied Operational Research*, 3(3):124–136, 2011.
- [100] A. Trautsamwieser and P. Hirsch. A branch-price-and-cut approach for solving the medium-term home health care planning problem. *Networks*, 64(3):143–159, 2014.
- [101] F. Tricoire. Multi-directional local search. *Computers & operations research*, 39(12):3089–3101, 2012.
- [102] A. Trivedi, D. Srinivasan, K. Sanyal, and A. Ghosh. A survey of multiobjective evolutionary algorithms based on decomposition. *IEEE Transactions on Evolutionary Computation*, 21(3):440–462, 2016.
- [103] T. Vidal, T. G. Crainic, M. Gendreau, and C. Prins. Heuristics for multi-attribute vehicle routing problems: A survey and synthesis. *European Journal of Operational Research*, 231(1):1–21, 2013.
- [104] J. Von Neumann and S. Ulam. Monte carlo method. *National Bureau of Standards Applied Mathematics Series*, 12(1951):36, 1951.
- [105] J. Wirnitzer, I. Heckmann, A. Meyer, and S. Nickel. Patient-based nurse rostering in

- home care. *Operations Research for Health Care*, 8:91–102, 2016.
- [106] B. Yuan, R. Liu, and Z. Jiang. A branch-and-price algorithm for the home health care scheduling and routing problem with stochastic service times and skill requirements. *International Journal of Production Research*, 53(24):7450–7464, 2015.
- [107] Q. Zhang and H. Li. Moea/d: A multiobjective evolutionary algorithm based on decomposition. *IEEE Transactions on evolutionary computation*, 11(6):712–731, 2007.
- [108] E. Zitzler, D. Brockhoff, and L. Thiele. The hypervolume indicator revisited: On the design of pareto-compliant indicators via weighted integration. In *International Conference on Evolutionary Multi-Criterion Optimization*, pages 862–876. Springer, 2007.
- [109] E. Zitzler, M. Laumanns, and L. Thiele. Spea2: Improving the strength pareto evolutionary algorithm. *TIK-report*, 103, 2001.
- [110] E. Zitzler and L. Thiele. Multiobjective evolutionary algorithms: a comparative case study and the strength pareto approach. *IEEE transactions on Evolutionary Computation*, 3(4):257–271, 1999.