

Supporting punishment via taxation in a structured population

Hsuan-Wei Lee^{a,b}, Colin Cleveland^c, and Attila Szolnoki^d

^a*Institute of Sociology, Academia Sinica, Taiwan*

^b*Department of Physics, National Taiwan University, Taiwan*

^c*Department of Informatics, King's College London, London, UK*

^d*Institute of Technical Physics and Materials Science, Centre for Energy Research, P.O. Box 49, H-1525 Budapest, Hungary*

Abstract

Taxes are an essential and uniformly applied institution for maintaining modern societies. However, the levels of taxation remain an intensive debate topic among citizens. If each citizen contributes to common goals, a minimal tax would be sufficient to cover common expenses. However, this is only achievable at high cooperation level; hence, a larger tax bracket is required. A recent study demonstrated that if an appropriate tax partially covers the punishment of defectors, cooperation can be maintained above a critical level of the multiplication factor, characterizing the synergistic effect of common ventures. Motivated by real-life experiences, we revisited this model by assuming an interactive structure among competitors. All other model elements, including the key parameters characterizing the cost of punishment, fines, and tax level, remain unchanged. The aim was to determine how the spatiality of a population influences the competition of strategies when punishment is partly based on a uniform tax paid by all participants. This extension results in a more subtle system behavior in which different ways of coexistence can be observed, including dynamic pattern formation owing to cyclic dominance among competing strategies.

Keywords: public goods game, cooperation, tax, cyclically dominant strategies

1. Introduction

Cooperation is essential in society; however, certain members of smaller or larger communities are tempted to defect for higher individual incomes [1, 2]. To avoid the negative consequences of “rational” strategy selection, we must identify conditions and incentives that promote the evolution of cooperation [3]. As a fundamental theoretical framework for this dilemma, the public goods game is frequently used to model the consequences of individual strategy choices [4, 5, 6, 7]. In this game, participants may contribute to a common pool, and the enhanced results of their collective efforts are distributed evenly among all group members, independent of their contributions. Although this theoretical model is simple, it captures the essence of conflict in a broad range of seemingly different problems [8, 9, 10, 11].

As the defector strategy has an obvious advantage over altruistic cooperators, we need incentives to mitigate the gap between their individual payoff values. Rewarding by a bonus to the latter group could be a solution [12, 13, 14], or we may fine the selfish players as a form of penalty [15, 16, 17, 18]. The scientific debate on whether “the carrot or the stick” is more effective at controlling a population still has no conclusion; however, in the model presented in this study, we focus on the latter option [19, 20, 21, 22, 23].

Indeed, punishment can be executed in different ways. The first possibility is that a player punishes a defector partner directly during a face-to-face conflict. In this case, which is frequently referred to as individual or peer punishment, the extra cost of punishment is proportional to the number of defectors near the punisher [24, 25]. Consequently, the fine for a defector is also proportionate: more sticks hit harder than a single stick. An institutional incentive occurs when punishers contribute a fixed amount to a special pool that sanctions possible

*Email addresses: hwwaynelee@gate.sinica.edu.tw; szolnoki.attila@ek.hun-ren.hu

defectors. In this case, referred to as pool punishment, the defector’s fine depends solely on whether a punisher is present, whereas the latter strategy has a fixed extra cost [26, 27]. It is important to emphasize that not all cooperators want to bear the additional cost of punishment while still enjoying its positive consequences. Therefore, “pure” cooperators can be considered as second-order free-riders, which redefines the original dilemma in an alternative way. This problem cannot be solved in a well-mixed random system [28]; however, it can be solved automatically in a structured population in which players have limited and practically fixed interactions with their neighbors [29].

In addition to the two major methods, there are several other complicated extensions for sanitizing bad behavior, including conditional punishment [30, 31], and probabilistic cost-sharing [32, 33] or sampling punishment [34]. An interesting new method of punishment could occur when ordinary players are not involved. Instead, special punishing actors perform this task, who, in return, are exonerated to contribute to the original joint venture [35]. In this “mercenary punishment,” the fee for the incentive is collected from all participants, independent of their strategies, via a tax [36, 37]. This idea was recently extended in a study in which Li *et al.* restored the original conflict of second-order free-riding and added a new strategy of defectors that participate in the punishment [38]. Accordingly, besides the traditional pure strategies of the cooperators (C) and defectors (D), we have two punishing strategies. Here, punishing defectors (P_D) refuse to contribute to the original pool; however, they are ready to bear the extra cost of punishment. Moreover, punishing cooperators (P_C) also contribute to the original pool of the public goods game. Similar to the original mercenary punishment, punishment strategies are equally supported by funds collected from all group members via a tax mechanism. The key observation of the study mentioned above, which considered a well-mixed population, was that similar strategies, such as pure and punishing defectors or pure and punishing cooperators, coexist, and a critical synergy value separates their dominance in the parameter region. For low synergy values, the $P_D + D$ solution is detected, which is replaced by $P_C + C$ formation above a threshold.

As already highlighted, assuming an interaction structure among actors can offer new system behavior. This feature is justified in this study because the collected tax is distributed among specific group

members; hence, locality is essential. Furthermore, this aspect cannot be handled by the mean-field calculations applied in the original study.

Motivated by this expectation, we revisit the model by assuming an interaction structure among group members. All other model elements, including the key parameters characterizing the cost of punishment, fines, and tax level, remain unchanged. Our main aim was to determine how the spatiality of a population influences the competition for strategies when punishment is partly based on a uniform tax paid by all participants. Through simulations, we were able to reveal whether the new condition of interactions is a decisive factor in the system behavior. Our study spans the entire parameter space; hence, we can provide a holistic view of the potential consequences of tax-supported punishment when strategies face the traditional dilemma of contributing to a joint venture or bothering with punishment.

2. Supporting punishment via tax

In our spatial population, the players are arranged in a square lattice of size $L \times L$ with periodic boundary conditions. During the Monte Carlo simulations, we applied different system sizes ranging from $L = 200$ to $L = 1000$ to avoid finite size effects. Initially, each player at site x is designated as either a pure cooperator ($s_x = C$), pure defector ($s_x = D$), punishing cooperator ($s_x = P_C$), or punishing defector ($s_x = P_D$) with equal probability.

Because of the topology of the interaction graph, the focal player i forms a $G = 5$ size group with the nearest neighbors. According to the traditional public goods game, C and P_C players contribute $c = 1$ to a common pool, and their accumulated contributions are enlarged by a multiplication factor r . This enhanced amount is evenly distributed among all group members, independent of their proper strategies. The other two strategies, D , and P_D , do not contribute to the common pool. To prevent members from defecting, punishing players, such as P_C and P_D , make extra efforts and punish members who belong to the defector strategies. This results in an additional G_P cost to bear for punishers, whereas defectors are fined an amount β from each punisher partner. To ensure the punishment is less challenging, all group players must pay a fixed tax of T distributed among the abovementioned punisher partners. The corresponding payoff

gains from group interactions for these strategies are as follows [38]:

$$\begin{aligned}
\Pi_C^g &= r \frac{N_C + N_{P_C}}{G} - 1 - T \\
\Pi_D^g &= \Pi_C^g + 1 - \beta(N_{P_C} + N_{P_D}) \\
\Pi_{P_C}^g &= \Pi_C^g - G_P + \frac{G \cdot T}{N_{P_C} + N_{P_D}} \\
\Pi_{P_D}^g &= \Pi_D^g - G_P + \beta + \frac{G \cdot T}{N_{P_C} + N_{P_D}}
\end{aligned} \tag{1}$$

where N_C , N_{P_C} , and N_{P_D} denote the numbers of cooperators, punishing cooperators, and punishing defectors in the group, respectively. Note that the positive β in the last row of Eq. 1 indicates that a self-punishment of the P_D player is excluded.

Because of the structured population, a player belongs to G different groups; hence, the total payoff of a player is calculated by summing all Π^g values originating from the different groups in which the player is involved.

During the elementary step, the neighboring x and y players are randomly selected. If their s_x and s_y strategies differ, we calculate their total Π_{s_x} and Π_{s_y} payoff values. Next, player y imitates the s_x strategy of player x with probability

$$\Gamma(s_x \rightarrow s_y) = 1 / \{1 + \exp[(\Pi_{s_y} - \Pi_{s_x})/K]\}, \tag{2}$$

where parameter K characterizes the uncertainty in strategy adoption. While $K \rightarrow \infty$ represents a completely random decision, the $K \rightarrow 0$ limit represents a strongly rational case when only those imitations are possible when the strategy difference is positive. In this study, we used $K = 0.1$, which is still in the strong selection (rational with some noise) interval; however, nonzero noise prevents the system from being trapped in a specific solution that represents only a local optimum for the entire system.

3. Results

3.1. Systematic exploration of parameter space

To gain a comprehensive understanding of the possible system behavior, we systematically scanned all the significant parameters of the proposed model. In particular, we varied the synergy factor, which defines the dilemma strength of the

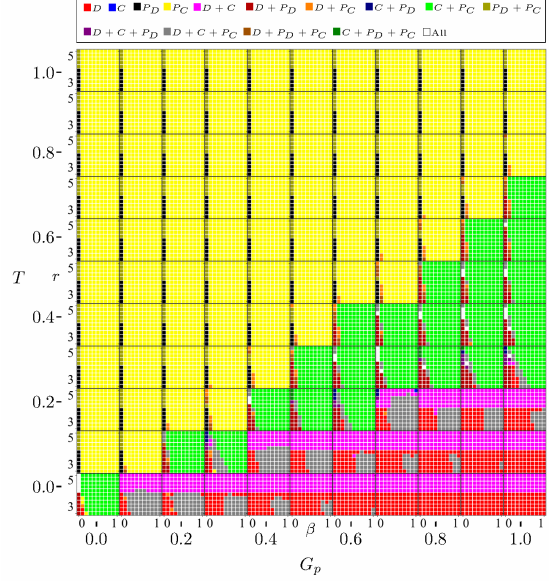


Figure 1: Evolutionary solutions on the entire parameter plane of four model parameters. Each subpanel shows the stable solutions on the $\beta-r$ parameter plane at fixed G_p and T values as indicated. The values of β vary between 0 and 1, whereas the synergy factor spans the $r \in [3, 5]$ interval. The G_p individual cost of punishment and T tax level vary between 0 and 1. The color code of the solutions is shown on the top. The experiments are performed on a linear system size of $L = 400$ grids.

basic conflict, and the tax value, which partly covers punishment. Logically, the individual cost of punishment and the fines change within a reasonable interval. The main observations are summarized in Fig. 1, where we present $11^2 = 121$ diagrams of the $r-\beta$ parameter plane for different values of T and G_p . Practically, this implies that we reveal the system behavior for $11^4 = 14,641$ combinations of the model parameters. To emphasize the large variety of solutions, we used different colors for the emerging dominant solutions. A color-coded legend is shown at the top of the figure.

In most parameter fields, when tax T exceeds G_p , the punishing cooperator strategy can become exclusive and almost independent of the synergy factor. This means that punishing cooperators functions well if the tax value exceeds the individual cost of punishment. In the other extreme case, when the cost is sufficiently high, and the universal tax is low, pure defectors dominate the entire system. The latter conclusion is valid in the small- r region; otherwise, pure C and D players can coexist owing to the spatial arrangement of their interactions.

The winning pair of these nonpunishing strategies is detected at large r values if the tax level is low and is almost independent of the individual G_P cost and β fine.

At the intermediate tax level, when the G_P cost is still high, we can identify the $C + P_C$ solution reported earlier for the well-mixed system. Here, the actual fine level has second-order importance. The alternative pair of $D + P_D$ strategies can also dominate but only within a narrow range of parameter fields. More precisely, we require a small β fine at a relatively large individual G_P cost when the synergy factor r is significantly small to achieve this previously reported solution.

Our combined diagrams also reveal several new solutions that have not been previously reported. Evidently, many of them are restricted to a specific combination of model parameters; however, some can be observed in a large area of the parameter space; hence, they can be considered typical system behavior under certain conditions. One of them is a new solution formed by $D + C + P_C$ strategies. This trio can be dominant if T is low, whereas the combination of the remaining three parameters satisfies certain criteria. More precisely, a low fine or large r can be detrimental to this solution for almost all G_P values. Later, we discuss the characteristics of this solution in detail.

3.2. Competition of solutions in the high cost region

To demonstrate the richness of this model, but highlighting the representative system behavior, we consider an interesting part of the diagrams obtained at high individual cost values. We pick two adjacent whereas very different blocks in Figure 1. Figure 2 shows two magnified parts of these diagrams obtained at $G_P = 1$, $T = 0.3$ (top) and at $G_P = 1$, $T = 0.2$ (bottom). Although these two cases differ by only $T = 0.1$, their stationary solution patterns are quite diverse. Importantly, however, they both represent typical system behaviors because qualitatively similar diagram can also be found for alternative parameter values, as it is shown in Fig. 1. The top diagram illustrates that the system behavior could be more delicate than that reported in a random population. At high fine and high r values, the green patches indicate that cooperative strategies form the winning pair. In contrast, at low β and low r , the defector duo $D + P_D$ prevails, as indicated by dark red patches. Similar system behavior was reported in a random population. However, the other two phases were

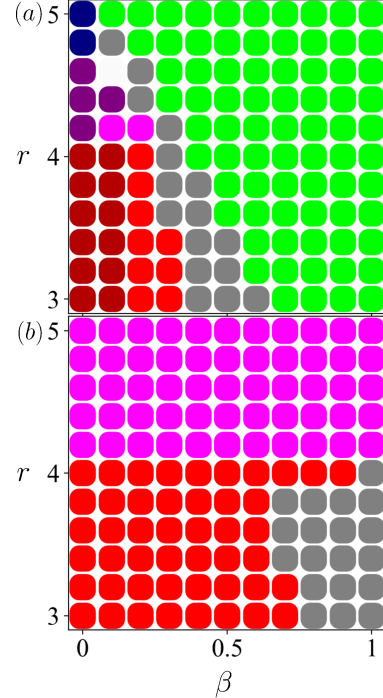


Figure 2: Detailed panels of diagrams on β - r plane obtained at $G_P = 1$, $T = 0.3$ (panel (a) on top) and at $G_P = 1$, $T = 0.2$ (panel (b) on bottom). The color code of solutions is identical to those used in Fig. 1. The experiments are performed on a linear system size of $L = 1000$ grids.

not revealed earlier. In this study, a full defector state, shown in red, and a three-member solution of $D + C + P_C$ strategy are observed. Gray patches represent the latter.

The details of these consecutive phase transitions are shown in Fig. 3, which is a horizontal cross-section of Fig. 2(a), where we gradually varied the fine level at a fixed r value. Because of the low synergy factor, $r = 3.6$, only defector strategies coexist at small β values. By increasing this individual fine, P_D players punish each other heavily, resulting in some advantage to pure defectors, whose domain is free from such negative consequences. Consequently, the fraction of P_D players decays gradually, providing space for D players. This full D state is replaced by a three-member solution via a discontinuous phase transition at the critical $\beta_c = 0.27$ fine. By further increasing the level of fine, the defectors die out gradually via a continuous phase

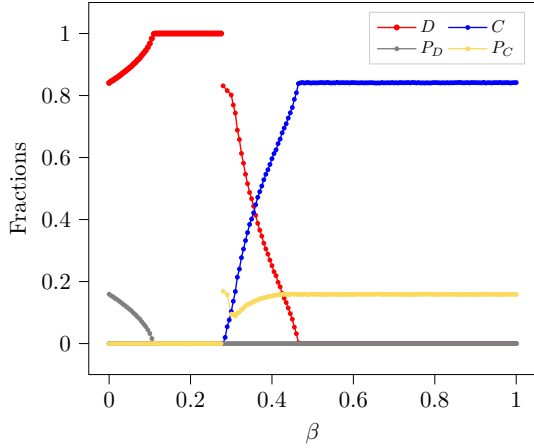


Figure 3: Horizontal cross-section of Fig. 2(a) obtained at $r = 3.6$, $G_P = 1$, and $T = 0.3$. Fractions of competing strategies in dependence of punishment fine β . We can detect three consecutive phase transitions from $D + P_D$ to D to $D + C + P_C$ to $C + P_C$ phases. The second one, when the three-strategy phase replaces the D phase, is discontinuous. The experiments are performed on a linear system size of $L = 1000$ grids.

transition and enter the $C + P_C$ state. A further increase in β has no impact on system behavior in the absence of defector players.

The bottom diagram of Fig. 2 shows the system behavior at a slightly lower T tax value, where the individual G_P cost value remains high. Owing to the low tax, pure strategies, which are free from the extra G_P cost, have significant advantages over punishing strategies. Therefore, the four-strategy system is practically reduced to a two-strategy model in which the β value is not important, and the boundary separating the full red D and pink $D + C$ solutions is horizontal. However, at high fine values, the homogeneous D state is replaced by an alternative solution, as shown by the gray patches, where cooperation survives.

This phenomenon is illustrated in Fig. 4 where we present a vertical cross-section of the diagram obtained at $\beta = 0.9$. As noted, only nonpunishing strategies can survive at high r values. As a well-known effect, the fraction of C players decays gradually with decreasing r , and the system finally terminates to a full-defection state. However, the critical r , at which this continuous phase transition occurs, is higher than the threshold value obtained in a traditional two-strategy public goods game [39, 40]. This deviation can be explained by the absence of universal T tax in the original spatial pub-

lic goods game. Interestingly, cooperation can re-emerge if the synergy factor decreases further. This solution contains three parties whose specific relationships explain this seemingly paradoxical system behavior. To understand this further, we note that pure cooperators dominate P_C players because of the large G_P additional cost borne by the former strategy. Furthermore, defectors can easily overcome cooperators because of the low synergy factor r . Finally, P_C players dominate defectors that suffer from large fine values. Thus, the circle is closed, and the aforementioned strategies can form a cyclic dominant loop at these parameter values.

3.3. The emergence of cyclic dominance

If we check Fig. 4, we can see that the portion of P_C increases as we decrease the value of r . This is again a seemingly paradoxical effect but can be explained as a consequence of intransitive dominance. More precisely, it is a well-known fact from the rock-scissors-paper game that if we modify the internal relation between specific members of this loop by increasing the invasion strength of a strategy, then the real beneficial partner will be the one who is the predator of the supported strategy [41, 42]. Indeed, this is a generally valid observation not restricted to the above-mentioned game; however, it can be detected for social games where competing strategies have similar relations [43, 44]. To apply this principle to our present case, if we decrease r , we directly strengthen defectors; however, this intervention will be utilized by its “predator” which is the P_C strategy. Hence, cooperators can survive even at significantly low r values until cyclical dominance is preserved among competitors.

To illustrate the intransitive relationship among the strategies mentioned above, we present the evolution of a spatial pattern starting from a specific initial state in Fig. 5. All three strategies form compact domains, and the vortex at their meeting point has a specific role [45, 46]. If we launch the evolution, then the frontiers start propagating, and the rotating spirals gradually spread the entire available space. Therefore, the simultaneous presence of all three strategies ensures the stability of the solution [47, 48, 49].

To close our study, we stress that the system behavior is even richer and that the spatial setting of players offers several other solutions to emerge. This process is illustrated in Fig. 1, where we observe the one-, two-, and three-member solutions. However, in this section, we focused on typical

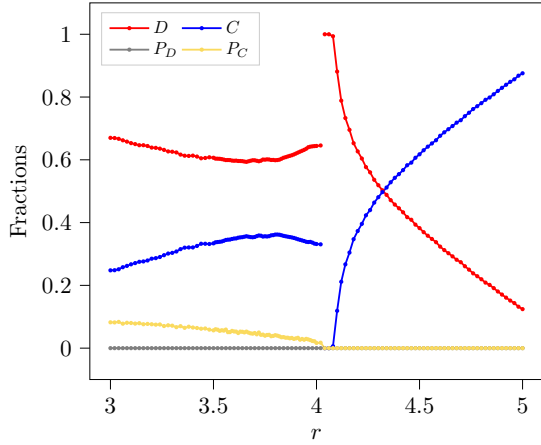


Figure 4: Vertical cross-section of Fig. 2(b) obtained at $\beta = 0.9$. Fractions of competing strategies in dependence of synergy factor r . At high r , starting from the “classic” $D + C$ solution, the system gradually terminates to the full defector state. Interestingly, if we decrease r further, the system enters into a three-strategy state via a discontinuous transition where a significant cooperation level is observed. The experiments are performed on a linear system size of $L = 1000$ grids.




Figure 5: Pattern formation owing to cyclic dominance in the $D + C + P_C$ phase. In the initial state, shown in panel (a), all the strategies form a compact domain. In agreement with Figures 3-4, the red section denotes pure defectors, whereas the blue section represents pure cooperators, and the yellow section represents punishing cooperators. The starting vortex and three anti-vortices at the edges are the origins of rotating spirals, indicating the $D \rightarrow C \rightarrow P_C \rightarrow D$ cyclic dominance among the strategies. Model parameters are $G_P = 1$, $T = 0.2$, $r = 3.2$, $\beta = 0.9$. The experiments are performed on a linear system size of $L = 1000$ grids.

solutions covering most of the parameter space. In addition to the aforementioned states, another three-member solution is briefly discussed. Figure 6 shows a specific example in which two qualitatively different three-member formations separate the previously reported solutions for the defector and cooperator strategy pairs. When the synergy among players is low, the D and P_D strategies coexist. P_C players also become viable and coexist with the aforementioned strategies if we increase r . However, this solution differs significantly from the other three strategy formations, which are detected at even higher r values. More precisely, in contrast to the latter solution, no cyclic dominance exists among D , P_D , and P_C players. Instead, the P_C strategy gradually assumes the role of the P_D strategy for larger r values. The latter players finally die out, which enables C players to establish a stable formation using the remaining two strategies, as discussed above. For higher synergies, only the cooperator strategies remain alive, similar to the situation shown in Fig. 3. Note that in contrast to conventional regimes (consisting of only C and D), cyclic dominance appears abruptly in Fig. 3 and vanishes abruptly in Fig. 4, resulting in discontinuous jumps in their parameter neighborhoods. Conversely, the pattern depicted in Fig. 6 does not apply to the emergence of P_C , due to the absence of cyclic dominance among D , P_D , and P_C . P_C is essentially performing the function of P_D during the transition; consequently, the transition is continuous.

4. Conclusions

The conflict of individual and collective interests is frequently studied in the framework of the public goods game [50, 51, 52, 53, 54, 55] where the consequence of different conditions and incentives have been checked [56, 57, 58, 59, 60]. Owing to the large variety of incentives, there is no single answer to how we can support the evolution of cooperation in a particular community formed by humans, animals, or even viruses. However, the situation is complex. Even if we fix an incentive and the related model parameters that determine the individual strategy payoff, system behavior may be sensitive to other conditions, including the potential interactions of competing actors. More precisely, if we abandon the artificial but analytically feasible assumption that players have no stable relations but interact randomly with other population

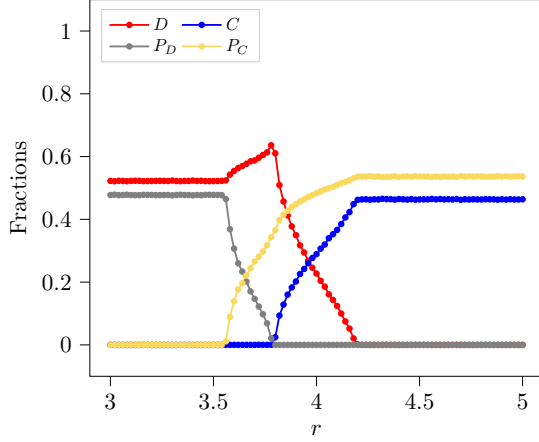


Figure 6: Fractions of strategies in dependence of r obtained at $T = 0.4$, $G_P = 0.8$, and $\beta = 0.1$. The previously reported $D + P_D$ and $C + P_C$ solutions are separated by two new phases where different three-strategy solutions are present. As we increase the synergy factor, the first phase of $D + P_D$ is replaced by the $D + P_D + P_C$ solution, followed by $D + C + P_C$. Lastly, $C + P_C$ dominates the population at high r values. The experiments are performed on a linear system size of $L = 1000$ grids.

members, then the system behavior could be significantly different from that predicted by a mean-field calculation. Several examples have been previously reported to support this conjecture, and our present study also agrees with these previous studies [61, 62, 63, 64, 65].

Here, our main aim was to check how the spatiality of a population influences the competition for strategies when punishment is partly based on a uniform tax paid by all participants. A previous model study on a random population indicates that the key model parameter is the synergy factor of the public goods game [38]. If it is low, the defector strategies, with or without punishment, dominate and form a stable solution. Above a threshold value of r , these actors are replaced by alternative cooperative strategies, where a combination of punishment and taxation can stabilize cooperation. However, our new results reveal a more subtle system behavior in which single-strategy solutions, such as the exclusive dominance of the P_C or D strategy, are also observed. Naturally, the dominant solution could depend sensitively on the actual values of the model parameters; however, we focused on those solutions covering most of the parameter space. Hence, they can be considered representative states of system behavior. Importantly,

we observed several more complicated solutions in which three available strategy sets were present. Among these, it is of particular interest when competing strategies cyclically dominate each other, similar to the well-known rock-scissors-paper game [66, 67, 68]. This situation may produce a highly paradoxical system behavior. Therefore, special attention should be paid to modifying the model parameters or changing incentives to reach the desired state of our model. Such a complex system response could be a general lesson for all cases where several competing strategies are present, and their ranks may depend on many parameters.

This research was supported by the National Science and Technology Council of the Republic of China (Taiwan) under Grant NSTC112-2410-H-001-026-MY2 and the National Research, Development and Innovation Office (NKFIH) under Grant No. K142948.

References

- [1] G. Hardin, The tragedy of the commons, *Science* 162 (1968) 1243–1248.
- [2] K. Sigmund, *The Calculus of Selfishness*, Princeton University Press, Princeton, NJ, 2010.
- [3] M. A. Nowak, Five rules for the evolution of cooperation, *Science* 314 (2006) 1560–1563.
- [4] M. Perc, J. Gómez-Gardeñes, A. Szolnoki, L. M. Floría and Y. Moreno, Evolutionary dynamics of group interactions on structured populations: a review, *J. R. Soc. Interface* 10 (2013) 20120997.
- [5] J. Quan, X. Li, X. Wang, The evolution of cooperation in spatial public goods game with conditional peer exclusion, *Chaos* 29 (2019) 103137.
- [6] S. Hua, L. Liu, Governance of risky public goods under the threat of ostracism, *Physica D* 454 (2023) 133836.
- [7] L. S. Flores, M. H. Vainstein, H. C. M. Fernandes, M. A. Amaral, Heterogeneous contributions can jeopardize cooperation in the public goods game, *Phys. Rev. E* 108 (2023) 024111.
- [8] J. Quan, C. Tang, X. Wang, Reputation-based discount effect in imitation on the evolution of cooperation in spatial public goods games, *Physica A* 563 (2021) 125488.
- [9] C. Wang, C. Sun, Zealous cooperation does not always promote cooperation in public goods games, *Chaos* 33 (2023) 063111.
- [10] Y. Duan, J. Huang, J. Zhang, Evolutionary public good games based on the long-term payoff mechanism in heterogeneous networks, *Chaos, Solit. and Fract.* 174 (2023) 113862.
- [11] R. Lv, J.-L. Qian, Q.-Y. Hao, C.-Y. Wu, N. Guo, X. Ling, The impact of current and historical reputation with non-uniform change on cooperation in spatial public goods game, *Chaos, Solit. and Fract.* 175 (2023) 113968.

- [12] A. Szolnoki, M. Perc, Reward and cooperation in the spatial public goods game, *EPL* 92 (2010) 38003.
- [13] F. Cheng, T. Chen, Q. Chen, Rewards based on public loyalty program promote cooperation in public goods game, *Appl. Math. and Comput.* 378 (2020) 125180.
- [14] S. Hua, L. Liu, Coevolutionary dynamics of population and institutional rewards in public goods games, *Expert Systems With Applications* 237 (2024) 121579.
- [15] H.-X. Yang, M.-J. Fu, A punishment mechanism in the spatial public goods game with continuous strategies, *EPL* 132 (2020) 10007.
- [16] L. S. Flores, H. C. Fernandes, M. A. Amaral, M. H. Vainstein, Symbiotic behaviour in the public goods game with altruistic punishment, *J. Theor. Biol.* 524 (2021) 110737.
- [17] S. Lv, F. Song, Particle swarm intelligence and the evolution of cooperation in the spatial public goods game with punishment, *Appl. Math. and Comput.* 412 (2022) 126586.
- [18] J. Quan, Y. Qin, Y. Zhou, X. Wang, J.-B. Yang, How to evaluate one's behavior toward 'bad' individuals? exploring good social norms in promoting cooperation in spatial public goods games, *J. Stat. Mech.* 2020 (2020) 093405.
- [19] S. Gao, J. Du, J. Liang, Evolution of cooperation under punishment, *Phys. Rev. E* 101 (2020) 062419.
- [20] S. Wang, L. Liu, X. Chen, Tax-based pure punishment and reward in the public goods game, *Phys. Lett. A* 386 (2021) 126965.
- [21] X. Wang, R. Ding, J. Zhao, W. Chen, C. Gu, Competition of punishment and reward among inequity-averse individuals in spatial public goods games, *Chaos, Solit. and Fract.* 156 (2022) 111862.
- [22] X. Sun, M. Li, H. Kang, Y. Shen, Q. Chen, Combined effect of pure punishment and reward in the public goods game, *Appl. Math. and Comput.* 445 (2023) 127853.
- [23] T. Ohdaira, How can we relax the cost of reward and punishment?, *Phys. Life. Rev.* 46 (2023) 129–130.
- [24] H. Brandt, C. Hauert, K. Sigmund, Punishing and reputation in spatial public goods games, *Proc. R. Soc. Lond. Ser. B* 270 (2003) 1099–1104.
- [25] D. Helbing, A. Szolnoki, M. Perc, G. Szabó, Punish, but not too hard: how costly punishment spreads in the spatial public goods game, *New J. Phys.* 12 (2010) 083005.
- [26] T. Ohdaira, The probabilistic pool punishment proportional to the difference of payoff outperforms previous pool and peer punishment, *Sci. Rep.* 12 (2022) 6604.
- [27] A. Szolnoki, G. Szabó, M. Perc, Phase diagrams for the spatial public goods game with pool punishment, *Phys. Rev. E* 83 (2011) 036101.
- [28] J. H. Fowler, Second-order free-riding problem solved?, *Nature* 437 (2005) E8–E8.
- [29] D. Helbing, A. Szolnoki, M. Perc, G. Szabó, Evolutionary establishment of moral and double moral standards through spatial interactions, *PLoS Comput. Biol.* 6 (2010) e1000758.
- [30] A. Szolnoki, M. Perc, Effectiveness of conditional punishment for the evolution of public cooperation, *J. Theor. Biol.* 325 (2013) 34–41.
- [31] F. Huang, X. Chen, L. Wang, Conditional punishment is a double-edged sword in promoting cooperation, *Sci. Rep.* 8 (2018) 528.
- [32] X. Chen, A. Szolnoki, M. Perc, Probabilistic sharing solves the problem of costly punishment, *New J. Phys.* 16 (2014) 083016.
- [33] S. Lv, J. Li, C. Zhao, The evolution of cooperation in voluntary public goods game with shared-punishment, *Chaos, Solit. and Fract.* 172 (2023) 113552.
- [34] J. Xiao, L. Liu, X. Chen, A. Szolnoki, Evolution of cooperation driven by sampling punishment, *Phys. Lett. A* 475 (2023) 128879.
- [35] H.-W. Lee, C. Cleveland, A. Szolnoki, Mercenary punishment in structured populations, *Appl. Math. and Comput.* 417 (2022) 126797.
- [36] Y. Shen, W. Lei, H. Kang, M. Li, X. Sun, Q. Chen, Evolutionary dynamics of public goods game with tax-based rewarding cooperators, *Chaos, Solit. and Fract.* 175 (2023) 114030.
- [37] D. Han, Y. He, The impact of labor subsidy, taxation and corruption on individual behavior, *Appl. Math. and Comput.* 458 (2023) 128247.
- [38] M. Li, H. Kang, X. Sun, Y. Shen, Q. Chen, Replicator dynamics of public goods game with tax-based punishment, *Chaos, Solit. and Fract.* 164 (2022) 112747.
- [39] A. Szolnoki, M. Perc, G. Szabó, Topology-independent impact of noise on cooperation in spatial public goods games, *Phys. Rev. E* 80 (2009) 056109.
- [40] M. Perc, High-performance parallel computing in the classroom using the public goods game as an example, *Eur. J. Phys.* 38 (2017) 045801.
- [41] K. Tainaka, Indirect effect in cyclic voter models, *Phys. Lett. A* 207 (1995) 53–57.
- [42] P. P. Avelino, B. F. de Oliveira, R. S. Trintin, Predominance of the weakest species in Lotka-Volterra and May-Leonard formulations of the rock-paper-scissors model, *Phys. Rev. E* 100 (2019) 042209.
- [43] A. Szolnoki, M. Perc, Costly hide and seek pays: unexpected consequences of deceit in a social dilemma, *New J. Phys.* 16 (2014) 113003.
- [44] A. Szolnoki, X. Chen, Strategy dependent learning activity in cyclic dominant systems, *Chaos, Solit. and Fract.* 138 (2020) 109935.
- [45] G. Szabó, M. A. Santos, J. F. F. Mendes, Vortex dynamics in a three-state model under cyclic dominance, *Phys. Rev. E* 60 (1999) 3776–3780.
- [46] A. Szolnoki, M. Perc, Vortices determine the dynamics of biodiversity in cyclical interactions with protection spillovers, *New J. Phys.* 17 (2015) 113033.
- [47] T. Yoshida, T. Mizoguchi, Y. Hatsugai, Non-Hermitian topology in rock-paper-scissors games, *Sci. Rep.* 12 (2022) 560.
- [48] J. Menezes, R. Barbalho, How multiple weak species jeopardise biodiversity in spatial rock-paper-scissors models, *Chaos, Solit. and Fract.* 169 (2023) 113290.
- [49] P. P. Avelino, B. F. de Oliveira, R. S. Trintin, Weak species in rock-paper-scissors models, *EPL* 134 (2021) 48001.
- [50] M. Fu, W. Guo, L. Cheng, S. Huang, D. Chen, History loyalty-based reward promotes cooperation in the spatial public goods game, *Physica A* 525 (2019) 1323–1329.
- [51] X. Zhong, Y. Fan, Z. Di, The evolution of cooperation in public goods games on signed networks, *Physica A* 582 (2021) 126217.
- [52] J. Zheng, Y. He, T. Ren, Y. Huang, Evolution of cooperation in public goods games with segregated networks and periodic invasion, *Physica A* 596 (2022) 127101.
- [53] K. Xie, X. Liu, H. Wang, Y. Jiang, Multi-heterogeneity

- public goods evolutionary game on lattice, *Chaos, Solit. and Fract.* 172 (2023) 113562.
- [54] H.-X. Yang, J. Yang, Reputation-based investment strategy promotes cooperation in public goods games, *Physica A* 523 (2019) 886–893.
 - [55] Y. Shen, W. Yin, H. Kang, H. Zhang, M. Wang, High-reputation individuals exert greater influence on cooperation in spatial public goods game, *Phys. Lett. A* 428 (2022) 127935.
 - [56] S. Xiao, L. Zhang, H. Li, Q. Dai, J. Yang, Environment-driven migration enhances cooperation in evolutionary public goods games, *Eur. Phys. J. B* 95 (2022) 67.
 - [57] H. Kang, X. Zhou, Y. Shen, X. Sun, Q. Chen, Influencer propagation model promotes cooperation in spatial public goods game, *Phys. Lett. A* 417 (2021) 127678.
 - [58] Y. Deng, J. Zhang, The role of the preferred neighbor with the expected payoff on cooperation in spatial public goods game under optimal strategy selection mechanism, *Physica A* 584 (2021) 126363.
 - [59] L. Yang, L. Zhang, Environmental feedback in spatial public goods game, *Chaos, Solit. and Fract.* 142 (2021) 110485.
 - [60] S. Feng, X. Liu, Effects of the limited incentive pool on cooperation evolution in public goods game, *Chaos, Solit. and Fract.* 169 (2023) 113295.
 - [61] J. Liu, M. Peng, Y. Peng, Y. Li, C. Chu, X. Li, Q. Liu, Effects of inequality on a spatial evolutionary public goods game, *Eur. Phys. J. B* 94 (2021) 167.
 - [62] Y. Huang, T. Ren, J. Zheng, W. Liu, M. Zhang, Evolution of cooperation in public goods games with dynamic resource allocation: A fairness preference perspective, *Appl. Math. and Comput.* 445 (2023) 127844.
 - [63] F. Yu, J. Wang, J. He, Inequal dependence on members stabilizes cooperation in spatial public goods game, *Chaos, Solit. and Fract.* 165 (2022) 112755.
 - [64] J. He, J. Wang, F. Yu, W. Chen, Y. Ji, The interplay between reputation and heterogeneous investment enhances cooperation in spatial public goods game, *Phys. Lett. A* 442 (2022) 128182.
 - [65] R. Ding, X. Wang, J. Zhao, C. Gu, T. Wang, The evolution of cooperation in spatial public goods games under a risk-transfer mechanism, *Chaos, Solit. and Fract.* 169 (2023) 113236.
 - [66] A. Szolnoki, B. F. de Oliveira, D. Bazeia, Pattern formations driven by cyclic interactions: A brief review of recent developments, *EPL* 131 (2020) 68001.
 - [67] J. Park, B. Jang, Robust coexistence with alternative competition strategy in the spatial cyclic game of five species, *Chaos* 29 (2019) 051105.
 - [68] R. K. Yang, J. Park, Evolutionary dynamics in the cyclic competition system of seven species: Common cascading dynamics in biodiversity, *Chaos, Solit. and Fract.* 175 (2023) 113949.