

Edge modes, extended TQFT, and measurement based quantum computation

Gabriel Wong

Harvard Center of Mathematical Sciences and Applications, 20 Garden Street, Cambridge MA, 02138 USA

Mathematical Institute, University of Oxford Radcliffe Observatory Quarter, Woodstock Road, Oxford OX2 6GG, United Kingdom

ABSTRACT: Quantum teleportation can be used to define a notion of parallel transport which characterizes the entanglement structure of a quantum state [1]. This suggests one can formulate a gauge theory of entanglement. In [2], it was explained that measurement based quantum computation in one dimension can be understood in term of such a gauge theory (MBQC). In this work, we give an alternative formulation of this “entanglement gauge theory” as an extended topological field theory. This formulation gives a alternative perspective on the relation between the circuit model and MBQC. In addition, it provides an interpretation of MBQC in terms of the extended Hilbert space construction in gauge theories, in which the entanglement edge modes play the role of the logical qubit.

Contents

1	Introduction	2
2	Review of MBQC and summary of the main ideas	4
2.1	MBQC in 1D	5
2.2	Summary	6
3	A global perspective on MBQC	8
3.1	Ordinary closed TQFT as a commutative Frobenius Algebra	9
3.2	Closed equivariant TQFT as a Turaev algebra	11
3.3	Simulating a single-qubit gate with fluxes.	14
4	Edge modes and extended TQFT	18
4.1	Category description of an open-closed TQFT	18
4.2	G-equivariant open-closed TQFT and matrix product states	20
4.3	Teleportation by symmetry	23
5	Towards a local description of MBQC	26
5.1	Factorization via the co-product	26
5.2	The fully local description of the cluster state	29
5.2.1	Hilbert space and flux sectors on the lattice	30
6	Gauge symmetry from entanglement	31
6.1	Gauge symmetry and stabilizer transformations	32
6.2	Entanglement holonomy and deterministic MBQC	32
7	Probabilistic MBQC and measurement adaptations	34
7.1	Programming by state preparation	35
7.2	Probabilistic MBQC and generalized MBQC fluxes	35
8	Conclusion	40
A	Super dense coding	41
A.1	Generalization of super dense coding: teleportation in a closed loop	41
B	Group labels for the temporally ordered measurement basis	43
B.1	Measurement adaptations by symmetry	43
B.2	Stabilizers generate MBQC gauge transformations	44

1 Introduction

In recent years, a rich dialogue has developed between quantum information theory and high energy physics, especially in the context of gauge-gravity dualities. To make this connection precise, we must define quantum information in relativistic continuum theories: this is tricky business because it requires defining physics in a subregion. In the Von Neumann algebra language, the operator algebra for a subregion is type III, which has no trace or pure states: this is due to universal divergences associated to entanglement of UV modes near the subregion boundary, leading to infinite amount of entanglement that makes entanglement entropy ill defined.

In place of the algebraic approach, one could follow the usual paradigm of QFT and introduces a regulator that separates a subregion V from its complement \bar{V} ¹. This regulates the the universal divergences and renders the algebra type 1, allowing a factorization of the Hilbert space and a definition of a reduced density matrix, from which entanglement entropies can be computed. However, in gauge theories and gravity, the naive factorization fails again due to gauge constraints that cross the entangling surface.

A standard resolution of this problem is given by the extended Hilbert space construction [4, 5]. One relaxes the gauge constraints linking degrees of freedom across the entangling surface. The lifting of these constraints introduces edge degrees of freedom in the subregion Hilbert spaces, ; we refer to these as *entanglement* edge modes. The factorization of the gauge theory Hilbert space can then be achieved via an embedding

$$i : \mathcal{H}_{\text{physical}} \rightarrow \mathcal{H}_V \otimes \mathcal{H}_{\bar{V}} \tag{1.1}$$

into an extended Hilbert space.

The embedding (1.1) leads to a well defined reduced density matrix ρ_V on \mathcal{H}_V from which one can compute quantum information quantities such as entanglement entropy. The entanglement edge modes give an important contribution to the EE [6, 7]. In particular, they have been conjectured to give a bulk accounting of gravitational entropy in quantum gravity. A concrete realization of this conjecture was given recently in pure AdS3 gravity [8, 9], where the gravitational entropy (given by the quantum extremal surface formula) was identified with entanglement entropy of *bulk* gravity edge modes.²

While they play an important role in the extended Hilbert space formalism, the physical meaning of the entanglement edge modes is obscure. Since the entangling surface is not a physical boundary, what does it mean to assign degrees of freedom there? They seem particularly suspect from the perspective of the global theory, where the entanglement edge modes are not gauge invariant. On the other hand, this breaking of gauge invariance cannot

¹This regulated entangling surface is also employed in the AQFT formalism, although it is not used to define EE [3]. However the spirit and much of the physics is the same.

²This provides a more conventional alternative to the recent formulation of gravitational entropies in terms of the cross product Von Neumann algebra. The edge mode and cross product approaches are actually closely related, as explained in [10].

be detected with local observables because the physical states are embedded into a entangled subspace of $\mathcal{H}_V \otimes \mathcal{H}_{\bar{V}}$ in which the Gauss law constraint is restored at the entangling surface. In this subspace the edge modes are entangled into a gauge singlet under the action the “broken” gauge symmetry³. Thus, from the point of view of a local observer, the entangling surface is just an imaginary surface with no distinguishing features.

It would seem then that the only indication for the existence of entanglement edge modes is their contribution to the EE. However, note that the edge mode EE is not *distillable*: this means this entropy cannot be given an operational interpretation as counting the number of bell pairs into which an entangled state can be converted via local operations and classical communication. This fact has led some authors [11] to regard edge mode EE as non-physical. So the question remains: are entanglement edge modes physically observable?

In this work, we try to answer this question by giving an operational meaning to entanglement edge modes in the context of quantum computation. Perhaps surprisingly, we will see that they play an important role even for implementing quantum computations on a lattice, where Hilbert space factorization seems to be a foregone conclusion. Specifically, we show that the extended Hilbert space construction provides the underlying mechanism behind measurement based quantum computation (MBQC). This is a novel scheme for quantum computation that is implemented by local measurements of an entangled, many body resource state. This idea may sound counter-intuitive, since the conventional circuit model of quantum computation involves unitary evolution of a logical qubit. However, we can map MBQC to the circuit model by interpreting each local measurement as implementing a gate teleportation on a qubit living in a virtual quantum register. (A gate teleportation is a generalization of quantum teleportation in which a qubit is simultaneously rotated and teleported.) The gate teleportation plays the role of unitary evolution in the circuit model, thus allowing measurements to induce a quantum computation.

The most direct way to see the connection between MBQC and the extended Hilbert space construction is to observe that MBQC can be described by a gauge theory [2]. This is because gate teleportation defines a notion of parallel transport for the virtual qubit [1]. Thus the teleported qubit can be viewed as a particle moving under the influence of a background gauge field. In particular, when the qubit is teleported around a closed loop, it experiences a rotation given by the holonomy of the gauge field. Following [1], we refer to this transformation as an *entanglement holonomy*: It is determined by the entanglement structure of the resource state and can be mapped onto the computational output of MBQC on a spatial circle.

As we will explain, the logical qubit in MBQC on a circle can be identified with the entanglement edge modes of the underlying gauge theory. Thus, the computational output of MBQC provides a *non local* probe of the entanglement edge modes by measuring their entanglement holonomy. This non locality is manifested in the fact that the computational output can only be extract from correlations among measurement outcomes registered over the entire circle (see the protocol in the right of figure 2).

³this is the set of large gauge symmetry, usually referred to as the surface symmetry in this context

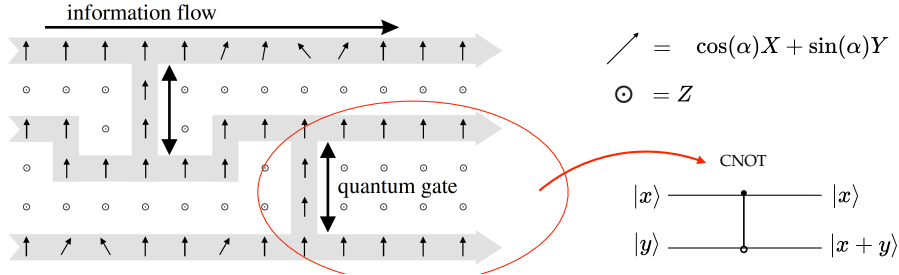


Figure 1: The left figure shows a 2D MBQC resource state—the cluster state—on which a quantum circuit has been programmed via measurements. The symbol \odot represents a measurement along Z , and the arrows are measurements along $\cos \alpha X + \sin \alpha Y$. Z measurements disentangles the qubit, leaving behind a network of entangled qubits. Measurements of this network implements gate teleportations that simulate a quantum circuit. For example, we have circled the junction which implements the CNOT gate, defined on the right (here $x, y = 0, 1$ labels the states of the qubits)

To give a precise realization of the ideas described above, we will define a gauge theory for one-dimensional MBQC using the framework of extended topological quantum field theory. Establishing the TQFT formulation of MBQC is a central result of this paper and provides a complementary perspective to the definition of the MBQC gauge theory put forth in [1]. Besides making the connection to entanglement edge modes manifest, the TQFT language offers several important advantages. First, it provides an abstract perspective that captures the relation between MBQC and the circuit model in a precise and simple manner. Heuristically, this relation can be captured by a single diagrammatic equation displayed in figure 3.35. Second, extended TQFT provides an algebraic characterization of the extended Hilbert space construction that imposes consistency relations on the allowed entanglement edge modes. These relations translate the entanglement structure of the resource state into the symmetry algebra of the edge modes, thus making manifest how symmetry emerges from entanglement. Finally, the abstract TQFT language is well suited for generalization higher dimensions, where MBQC can realize universal computations.

2 Review of MBQC and summary of the main ideas

We begin by reviewing the basic aspects of MBQC and summarizing the main results of the paper. The MBQC algorithm is illustrated in figure 1, which shows a 2D resource state—the cluster state—on which a quantum circuit has been programmed via measurements. The symbol \odot represents a measurement along Z , and the arrows are measurements along $\cos \alpha X + \sin \alpha Y$. Z measurements disentangles the qubit, leaving behind a network of entangled qubits. Local measurements of this network implements gate teleportations that simulate a quantum circuit: (see figure 1 for more details) One crucial aspect of MBQC is that it involves a feed-forward mechanism: measurement angles at each time step (each column of qubits)

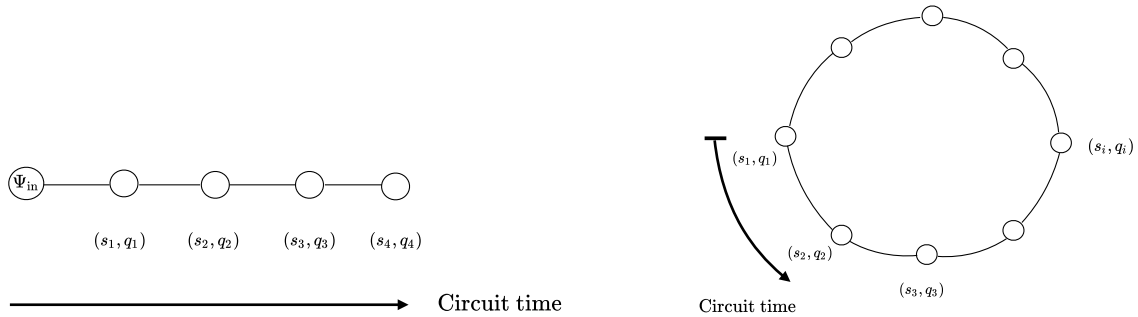


Figure 2: The left figure illustrates the conventional 1D MBQC protocol on a chain. Ψ_{in} is a logical qubit that is not measured. After measuring the rest of the chain, Ψ_{in} is teleported to the right edge of the chain, and subjected to a unitary rotation that determines the quantum computation. On the right, we show the MBQC protocol on a circle, where all qubits are measured in a temporally ordered way. These measurements are equivalent to performing a unitary gate. However, in this case, the logical qubit is hidden.

must depend on the measurement outcomes of the previous time steps. This temporal order determines an arrow of time on the lattice.

Why does MBQC work? What is the origin of temporal order? We will address these questions within the framework of extended topological quantum field theory.

2.1 MBQC in 1D

Here we review the details of the measurement protocol in the simplified setting of 1D MBQC, which is capable of simulating single qubit unitary gates. This is illustrated in figure 2. The left figure shows the protocol on a 1D cluster chain with input, which is an entangled state of $2N$ qubits. Here, the first qubit Ψ_{in} is a fixed degree of freedom which plays the role of an input that is not measured⁴. To simulate a unitary U , we measure the rest of the chain sequentially according to the following algorithm.

Consider a decomposition $U \in SU(2)$ into an alternating sequence of $2N$ rotations around the X and Z axis:

$$U(\vec{\alpha}) = \exp\left(-i\frac{\alpha_{2N}}{2}Z\right) \exp\left(-i\frac{\alpha_{2N-1}}{2}X\right) \exp\left(-i\frac{\alpha_{2N-2}}{2}Z\right) \cdots \exp\left(-i\frac{\alpha_2}{2}Z\right) \exp\left(-i\frac{\alpha_1}{2}X\right) \quad (2.1)$$

This decomposition exists for any unitary if $N \geq 2$, since any unitary matrix U has an Euler decomposition

$$U = \exp\left(-i\frac{\alpha_3}{2}Z\right) \exp\left(-i\frac{\alpha_2}{2}X\right) \exp\left(-i\frac{\alpha_1}{2}Z\right) \quad (2.2)$$

⁴The input qubit should be distinguished from the computational input of MBQC, which is a *classical variable*

Given the decomposition (2.1), the MBQC protocol measures the following set of spins on the $X - Y$ plane:

$$O((-)^{q_i} \alpha_i) := \cos(\alpha_i)X + \sin((-)^{q_i} \alpha_i)Y, \quad (2.3)$$

where

$$q_i = \mathbf{s}_{i-1} + \mathbf{s}_{i-3} + \cdots + (\mathbf{s}_2 \text{ or } \mathbf{s}_1). \quad (2.4)$$

Here $\mathbf{s}_i = 0, 1$ is the outcome of measuring the i th spin along the angle $(-)^{q_i} \alpha_i$. q_i is part of the *classical side processing data* of MBQC, and indicates which spin direction we should measure based on previous outcomes ⁵.

As explained in [12], these measurements simulate a unitary $U(\{\alpha_i\})$ acting on Ψ_{in} via a sequence of half-teleportations that sends $|\Psi_{\text{in}}\rangle$ down the chain. The information about the simulation is obtained from the computational output

$$\mathbf{a} = \sum_{i \text{ odd}} \mathbf{s}_i \in \mathbb{Z}_2 \quad (2.5)$$

with the sum taken mod 2. Specifically, the probability $\text{Prob}(\mathbf{a})$ of measuring \mathbf{a} determines the matrix elements of U :

$$|\langle \mathbf{a} | U | \Psi_{\text{in}} \rangle|^2 = \text{Prob}(\mathbf{a}) \quad (2.6)$$

In [2], it was shown that to make the full gauge symmetry of MBQC manifest, we should modify this protocol by performing 1D MBQC on a cluster state living on periodic lattice (right of figure 2). On the circle we measure all qubits sequentially according to equation (2.3) and (2.4). With this modified protocol the computational output is the $\mathbb{Z}_2 \otimes \mathbb{Z}_2$ variable

$$g \equiv (\mathbf{a}, \mathbf{b}) = \left(\sum_{i \text{ odd}} \mathbf{s}_i, \sum_{i \text{ even}} \mathbf{s}_i \right) \quad (2.7)$$

The probability factor $\text{Prob}(g)$ now measure the coefficients c_g in the expansion of U in terms of Pauli matrices $\{V_g, g \in \mathbb{Z}_2 \otimes \mathbb{Z}_2\} = \{1, X, Z, XZ\}$, viewed as a projective representation of $\mathbb{Z}_2 \otimes \mathbb{Z}_2$:

$$U = \sum_g c_g V_g = c_{00}1 + c_{01}X + c_{10}Z + c_{11}XZ \quad (2.8)$$

2.2 Summary

The description of MBQC on a 1D chain makes manifest that the logical qubit in the computation is a physical edge degree of freedom and the unitary gates are effected through teleportation. However the formulation of MBQC on a circle does not involve any boundaries, so it would seem that edge modes are not relevant. Indeed the logical qubit is hidden

⁵The purpose of this feedforward mechanism is to compensate for the random fluctuations of the measurement outcome that do not encode information.

in this formulation: all qubits in the physical Hilbert space of the lattice are subjected to projective measurements, so there is no unitary evolution to be found. This obscures the relation between MBQC and the conventional circuit model.

The main observation of this paper is that the circuit model becomes manifest when we apply the extended Hilbert space construction to the entangled resource states for MBQC: in 1D these are states belonging to an SPT phase [13]. We interpret these entangled states as a basis for a U dependent *code subspace* of the lattice Hilbert space. We will identify this code subspace with the Hilbert space of a G -equivariant TQFT associated to a SPT phase [14, 15]: heuristically this is a TQFT coupled to background fluxes in G . In the TQFT language, the basis for the code subspace is generated by the “cap” states with a definite flux $g \in G$

$$|V_g\rangle = \text{cap}_g, \quad g \in G \quad (2.9)$$

We will explain how MBQC manipulates these entanglement fluxes to implement quantum computations.

Invoking the extended Hilbert space construction may seem odd, since the lattice Hilbert space naively factorizes. However, there is an important sense in which the code-subspace does not factorize. This is manifest in the mapping to the TQFT Hilbert space on a circle, which has no local degrees of freedom. Of course, we could factorize the code subspace according to the tensor product structure of the lattice. But such a factorization does not respect the constraints imposed by the entanglement structure of the MBQC resource states. At the fixed point of the SPT phase, these are stabilizer constraints. Alternatively, such a factorization does not respect the symmetry that protects the SPT phase. We will show that the appropriate extension can be implemented using the framework of extended TQFT, and leads to entanglement edge modes that plays the role of the logical qubits for one dimensional MBQC.

In the usual application of extended TQFT [16], the Hilbert space factorization is implemented by a Euclidean path integral process that cuts open a spatial slice into subregions. By iterating this factorization map, we can embed the TQFT Hilbert space \mathcal{H}_{S^1} on a circle into the Hilbert space of many intervals. By identifying the intervals with lattice sites, we can view the path integral process as an encoding of \mathcal{H}_{S^1} onto a lattice Hilbert space. This process is shown in figure 3 and forms the basis for our TQFT formulation of MBQC.

In general, factorizing the Hilbert space via a Euclidean path integral process is meaningful because it automatically respects the constraints of locality. However, in the current context locality is not the issue: instead what is relevant are *algebraic* constraints dictated by the entanglement structure of the resource states. The equivalence between the local and algebraic constraints is manifest in the categorical formulation of a 2D TQFT: in fact, from this abstract perspective, a 2D TQFT *is an algebra*. We will review some basic elements of category theory in sections 3 and 4 in order to explain this crucial fact.

The main pay off of our foray into categories and algebras will be the following conclusion.

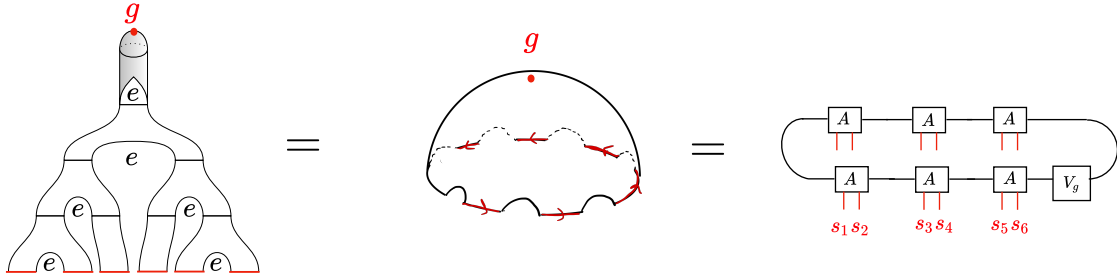


Figure 3: The cap states of a G -equivariant TQFT can be encoded onto a code subspace via a Euclidean path integral process

In order to perform one dimensional MBQC on a circle, we must encode not just the Hilbert space of the TQFT, but its algebraic structure as well. Via the extended TQFT formalism, we will identify this structure with the symmetry algebra of the entanglement edge modes. Even though the TQFT description strictly applies only to the fixed point of an SPT phase, the edge mode symmetry is robust against deformations that preserve the phase. This explains why 1D MBQC is implementable within an entire *computational* phase protected by the SPT symmetry [13].

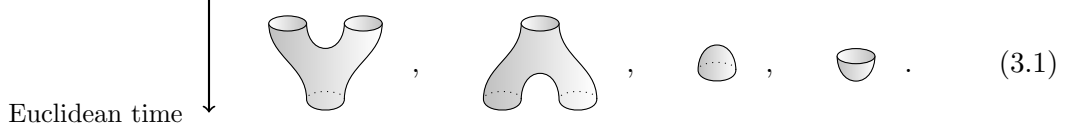
3 A global perspective on MBQC

We begin by formulating a the MBQC on a spatial circle using the language of closed TQFT. This will highlight the global aspects of MBQC which are somewhat hidden in its usual lattice formulation. This protocol simulates the unitary transformation of a single logical qubit. From the global perspective, this simulation is implemented via the measurements of “entanglement” fluxes that thread the spatial circle [2]. As we will explain in section 5, the mapping between MBQC and the circuit model requires that these fluxes take value in the projective representation of a group G : the theory that describes the fusion and splitting of these fluxes is given by a closed equivariant TQFT [14].

A standard interpretation of a G -equivariant TQFT is that it corresponds to coupling a TQFT to a background flux. Even though we will use this language to motivate the axioms of this formalism, we emphasize that in this context the background flux emerges from the entanglement structure of MBQC resource states. This perspective is manifest in the categorical formulation of TQFT that we present below, which also provides a useful graphical calculus to describe MBQC. To warm up to this abstract language, we begin by explaining the structure of an ordinary TQFT, prior to coupling to the background fluxes. This will be useful for highlighting the additional aspects of equivariant TQFT that makes it suitable for MBQC.

3.1 Ordinary closed TQFT as a commutative Frobenius Algebra

A TQFT is an axiomatic formulation of the Euclidean path integral. In 2D, the path integral on an arbitrary closed and oriented Riemann surface can be constructed by gluing together finite set of generating surfaces:



$$\text{Euclidean time} \downarrow \quad \text{pair of pants (top 2, bottom 1)}, \quad \text{pair of pants (top 1, bottom 2)}, \quad \text{cap}, \quad \text{cup} . \quad (3.1)$$

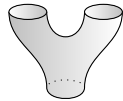
Each of these surfaces can be regarded as a cobordism, which is a manifold that describes the evolution between initial (top) and final (bottom) boundaries. A closed TQFT translates these path integral processes into quantum mechanical operations on a circle that define the basic data of the theory. More precisely, a closed TQFT is rule that assigns to each boundary circle a Hilbert space \mathcal{H}_{S^1} , with disjoint union of circles assigned to tensor products of \mathcal{H}_{S^1} and the empty boundary assigned to \mathbb{C} . Moreover, each cobordism is assigned to linear maps between the initial and final Hilbert spaces, so that the gluing of manifolds corresponds to composition of the linear maps.

For example, the cap is a cobordism from the empty set into an oriented circle, representing a linear map



$$: \mathbb{C} \rightarrow \mathcal{H}_{S^1} \quad (3.2)$$

This is the preparation of a state in $|\psi\rangle \in \mathcal{H}_{S^1}$. The pair of pants diagram is a linear map



$$: \mathcal{H}_{S^1} \otimes \mathcal{H}_{S^1} \rightarrow \mathcal{H}_{S^1} \quad (3.3)$$

that defines a multiplication rule on \mathcal{H}_{S^1} . Given a basis $\{|i\rangle, i = 1 \dots n\}$, it can be expressed in terms of fusion coefficients c_{ij}^k :

$$|i\rangle \otimes |j\rangle \rightarrow \sum_k c_{ij}^k |k\rangle \quad (3.4)$$

This multiplication rule makes \mathcal{H}_{S^1} an algebra: its properties can be deduced diagrammatically by imposing diffeomorphism invariance as a equivalence relation, combined with the fact that gluing of cobordisms correspond to composition of linear maps. For example, the fact that the cap defines the unit element of the algebra is expressed by the diagrammatic relation:



$$= \text{cylinder} , \quad (3.5)$$

where the cylinder corresponds to the identity map. A crucial property of the algebra is the Frobenius relation:

$$(3.6)$$

In the TQFT language, the local properties of the path integral are captured by the fact that \mathcal{H}_{S^1} is a *commutative Frobenius algebra*. This is an algebra equipped with an invertible bilinear form η_{ij} called the Frobenius form. In the TQFT this is obtained from gluing two of the generators in (3.1)

$$(3.7)$$

When the vector space \mathcal{H}_{S^1} has a Hermitian inner product, the Frobenius form provides the notion of an adjoint operation that interchanges initial and final boundaries. For example, applying it to the cap state gives its conjugate :

$$(3.8)$$

Notice that the orientation of the resulting cap manifold is opposite from (3.15), indicating that this produces an element of the conjugate Hilbert space ⁶ in which the action of scalar multiplication involves complex conjugation.

A simple example of a closed TQFT is given by a \mathbb{Z}_n valued “matter field” $\phi = \frac{2\pi q}{n}$, $q = 0, \dots, n - 1$. We can think of this as a theory of ground states for a scalar field subject to a strong potential $g \cos(nx)$, $g \gg 1$. The associated Hilbert space \mathcal{H}_{S^1} on a circle is just spanned by coherent states:

$$\{|q\rangle, q = 0, \dots, n - 1\}, \quad e^{i\phi} |q\rangle = e^{\frac{2\pi iq}{n}} |q\rangle \quad (3.9)$$

⁶In general, a Frobenius algebra is only equipped with a vector space, with no Hermitian structure. In this more general case, orientation reversal of the circle exchanges \mathcal{H}_{S^1} with its dual

The generators of this TQFT is given by

$$\begin{aligned}
\text{circle} &= |0\rangle \\
\text{cup} &= \langle 0| \\
\text{Y-junction} &: |q\rangle \otimes |r\rangle \rightarrow |q+r\rangle \\
\text{inverted Y-junction} &: |q\rangle \rightarrow \sum_r |q+r\rangle |r\rangle
\end{aligned} \tag{3.10}$$

The associated pairing operations

$$\text{cup} : |q\rangle |r\rangle \rightarrow \delta_{qr} \quad \text{cap} = \sum_r |r\rangle |r\rangle \tag{3.11}$$

define the anti linear adjoint operation:

$$\begin{aligned}
\mathcal{H}_{S^1} &\rightarrow \overline{\mathcal{H}_{S^1}} \\
|r\rangle &\rightarrow \langle r|
\end{aligned} \tag{3.12}$$

3.2 Closed equivariant TQFT as a Turaev algebra

We now upgrade our closed TQFT into a G-equivariant closed TQFT, which corresponds to coupling the topological matter to background fluxes labelled by elements of a group G. In the conventional description of the path integral in terms of local fields, the standard procedure is to integrate out the matter fields, leaving behind an effective action which depends on the background field. In the abstract TQFT formulation, we simply introduce a flat G-gauge bundle on each boundary circle that extends into the cobordisms in (3.1). Putting a gauge bundle on a circle introduces a holonomy $g \in G$, and a choice of a distinguished point $x_0 \in S^1$.



In the language of gauge fields, this is the base point which defines the path ordered exponential in the holonomy

$$g = P \exp \oint_{x_0} A \tag{3.13}$$

that measures the flux threading the circle. Since changing base points correspond to conjugating fluxes, the base point dependence is usually removed by labelling fluxes with conjugacy classes. However, we will see that fixing a base point is the right thing to do for describing the MBQC protocol on a circle, since this corresponds to choosing the location of the first

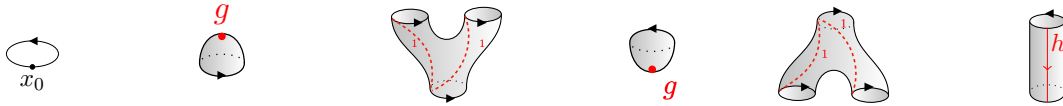


Figure 4: Cobordims of the closed G-equivariant TQFT

qubit measurement on the circle.

The equivariant TQFT assigns to the marked circle a Hilbert space \mathcal{H}_{S^1} that decomposes into twisted sectors labelled by the flux of the gauge bundle. This decomposition implies that \mathcal{H}_{S^1} is a G-graded algebra:

$$\mathcal{H}_{S^1} = \bigoplus_{g \in G} \mathcal{H}_g \quad (3.14)$$

Equivalently, we can view each \mathcal{H}_g as superselection sector corresponding to g twisted boundary conditions for the matter fields. In an *invertible* equivariant TQFT, which are the TQFTs that describe SPT phases, each sector only contains a single state. These twisted states are prepared by a cap with a puncture specifying the flux

$$|V_g\rangle \equiv \text{cap with puncture } g \quad (3.15)$$

They are the relevant states needed to implement MBQC on a circle. The reason for the notation V_g will become apparent below.

As in the ordinary TQFT, the equivariant TQFT is determined by a finite generating set of cobordisms like (3.1) that connect initial and final circles with marked base points. However, we need to introduce more data to fully specify the flat gauge bundle by indicating the holonomy along curves connecting the initial and final based points. For example, the pair of pants cobordism is given by

$$\text{pair of pants} : \mathcal{H}_{S^1} \otimes \mathcal{H}_{S^1} \rightarrow \mathcal{H}_{S^1} \quad (3.16)$$

where the holonomy along the bulk curves (red dotted lines) is set to the identity.

In addition to (3.16), (3.15), and their adjoints, the equivariant TQFT has an additional operation given by the insertion of a nontrivial Wilson line defect h connecting the initial and final marked points. We can view this as a symmetry operation α_h on the twisted sectors:

$$\text{cylinder with defect } h = \alpha_h : \mathcal{H}_g \rightarrow \mathcal{H}_{hgh^{-1}} \quad (3.17)$$

As in an ordinary TQFT, the equivariant TQFT is defined by the algebraic structure on

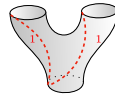
\mathcal{H}_{S^1} , with a multiplication defined by the fusion rule (3.16). Crucially, this multiplication is not necessarily commutative due to the nontrivial composition law for the holonomies. In fact, for invertible SPT phases, the algebra which emerges due to the sewing relations among the cobordisms (3.1) and (3.17) is a special case of a Turaev algebra [14], which is classified by the second group cohomology $H^2(G, U(1))$. Thus we have the equivalence:

$$\text{Invertible Closed } G\text{-equivariant TQFT} \longleftrightarrow H^2(G, U(1))$$

We can understand this classification as follows. $H^2(G, U(1))$ classifies the *projective* representations of the group G , whose representation matrices V_g satisfy

$$V_{g_1} V_{g_2} = b(g_1, g_2) V_{g_1 g_2}, \quad b(g_1, g_2) \in U(1) \quad (3.18)$$

The second cohomology classifies the possible projective phases $b(g_1, g_2)$. For each choice of $b(g_1, g_2) \in H^2(G, U(1))$, we can define a Turaev algebra via the following product rule for fluxes:



$$: \mathcal{H}_{g_1} \otimes \mathcal{H}_{g_2} \rightarrow \mathcal{H}_{g_1 g_2}$$

$$|V_{g_1}\rangle \otimes |V_{g_2}\rangle \rightarrow b(g_1, g_2) |V_{g_1 g_2}\rangle. \quad (3.19)$$

This is the algebra of the projective representation matrices. For a general linear combination $\alpha = \sum_g \alpha_g V_g$ of the representation matrices we can define an element

$$|\alpha\rangle = \sum_g \alpha_g |V_g\rangle. \quad (3.20)$$

of the Turaev algebra. For any two algebra elements $|\alpha\rangle, |\beta\rangle$ equation (3.19) gives the multiplication rule

$$|\alpha\rangle \boxtimes |\beta\rangle = |\alpha\beta\rangle, \quad (3.21)$$

Note that the non commutativity of this algebra is captured by the discrete torsion $\epsilon(g_1, g_2)$, defined by

$$V_{g_1} V_{g_2} = \epsilon(g_1, g_2) V_{g_2} V_{g_1}$$

$$\epsilon(g_1, g_2) \equiv \frac{b(g_2, g_1)}{b(g_1, g_2)} \quad (3.22)$$

Thus the Turaev algebra for G can be non commutative even if the group G is abelian. As we will see below, the noncommutativity of the Turaev algebra (for nontrivial elements of $H^2(G, U(1))$) will be essential for the implementation of MBQC.

Finally, it will be useful to observe the pairing operations defined in the equivariant

TQFT:

$$\begin{array}{c} \text{U-shape} \end{array} : |V_g\rangle \otimes |V_h\rangle \rightarrow \delta_{gh^{-1}}, \quad \begin{array}{c} \text{Inverted U-shape} \end{array} = \sum_g |V_g\rangle \otimes |V_{g^{-1}}\rangle \quad (3.23)$$

Note that this pairs g with its inverse, which differs from the ordinary TQFT pairing (3.11). This follows from the fact that when we cut open these manifolds along the dotted red lines, we obtained a simply connected space. The total holonomy around this space must then be the identity, and this requirement determines (3.23).

3.3 Simulating a single-qubit gate with fluxes.

The global aspects of the MBQC protocol on a circle can be beautifully captured by a closed G -equivariant TQFT. To be specific, let us consider $G = \mathbb{Z}_2 \otimes \mathbb{Z}_2$. This is the symmetry relevant to implementing MBQC on a 1D cluster state. Let us denote an element $g \in \mathbb{Z}_2 \otimes \mathbb{Z}_2$ by $g = (s_1, s_2)$, $s_i = 0, 1$, with the group law defined by addition mod 2. Then the nontrivial projective representation of $\mathbb{Z}_2 \otimes \mathbb{Z}_2$ is given by

$$V_g = V_{s_1 s_2} = X^{s_1} Z^{s_2}. \quad (3.24)$$

These matrices comprise the Pauli group on a single qubit. We now give a prescription for how to implement a quantum computation in this equivariant TQFT. The algebra (3.18) suggests that $|V_g\rangle$ corresponds to a quantum state in which the holonomy around the circle is V_g . If we interpret a particle transported by these holonomies as a logical qubit, then V_g acts as a unitary gate. Although this idea is rather intuitive, note that we have not defined the Hilbert space of this logical qubit in the closed equivariant TQFT. Incorporating this logical Hilbert space into our story requires an extension of the equivariant TQFT which defines what it means to cut open the circle. Since this requires developing more formal machinery, we defer the details to the next section. For now, we continue with the heuristic picture that $|V_g\rangle$ simulates the transformation of a logical qubit by V_g .

To produce a general unitary, note that any matrix $U \in SU(2)$ can be obtained by superposing the elements of the Pauli group;

$$U = \sum_g c_g V_g, \quad c_g \in \mathbb{C} \quad (3.25)$$

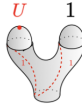
If we assume linearity in the identification of states in \mathcal{H}_{S^1} with logical gates, then a general $SU(2)$ gate U should be simulated by preparing the state

$$|U\rangle = \sum_g c_g |V_g\rangle = \begin{array}{c} U \\ \text{U-shape} \end{array} \quad (3.26)$$

This allows us to perform a simple quantum algorithm, which consists of the simulation of a

unitary U and then measuring it via the probability factors $|c_g|^2$. The computational output (sampled from the distribution $|c_g|^2$) is then given by the $\mathbb{Z}_2 \otimes \mathbb{Z}_2$ fluxes labelled by g . When U is just one of the Pauli matrices V_g , this protocol is called super dense coding, which is a procedure for extracting 2 classical bits of information out of a single qubit: in our example, this is the logical qubit that is transported by holonomy V_g . This is explained in more detail in appendix A

Programming by measurements Our protocol for preparation of U and its subsequent measurement can be summarized diagrammatically as follows. We first prepare a state $|U\rangle$, which can be viewed as the result of applying an operator U to $|1\rangle$, defined by left multiplication:

$$|U\rangle = U|1\rangle = \text{diagram} \quad (3.27)$$


Then we extract the computational output c_h by measuring the state $|U\rangle$ in the flux basis V_h . This output is described by a cobordism:

$$c_h = \langle V_h|U|1\rangle = \text{diagram} \quad (3.28)$$


This differs from MBQC in a fundamental way. In our computation, the programming is implemented via the preparation of the state $|U\rangle$. Programming thus requires the ability to create arbitrary superpositions of the twisted states $|V_g\rangle$. On the other hand, MBQC is a computation protocol in which the programming is encoded into a choice of measurement basis. The actual measurements in MBQC are local and act on single qubits on a lattice, so this measurement basis does not exist inside \mathcal{H}_{S_1} . However, as we will explain in section 7, the MBQC measurements effectively projects onto basis elements in a code subspace on the lattice⁷, and these *are* represented in \mathcal{H}_{S_1} .

This TQFT basis is defined as follows. Consider fusing both sides of equation (3.26) with the flux U^\dagger . Explicitly, if we define U as

$$U = c_1 1 + c_X X + c_Z Z + c_{ZX} ZX \quad (3.29)$$

and

$$U^\dagger = \sum_g \tilde{c}_g V_g = c_1^* 1 + c_X^* X + c_Z^* Z - c_{ZX}^* ZX, \quad (3.30)$$

⁷A code subspace usually refers to a subspace of logical qubits. In this context, the elements of the code subspace can be identified with coded operators via a sort of state-operator correspondence.

then we can define

$$|U^\dagger\rangle \equiv \sum_g \tilde{c}_g |V_g\rangle, \quad (3.31)$$

and a rotated flux basis:

$$|U^\dagger V_g\rangle \equiv |U^\dagger\rangle \boxtimes |V_g\rangle \quad (3.32)$$

This is the TQFT basis which corresponds to the measurement basis in MBQC. To see why, consider fusing both sides of (3.26) with $|U^\dagger\rangle$, which gives

$$|1\rangle = \sum_g c_g |U^\dagger V_g\rangle \quad (3.33)$$

Here we used the identity $|U^\dagger\rangle \boxtimes |U\rangle = |1\rangle$, which follows from the fact that the algebra of fluxes defined by (3.18) is just the algebra of the Pauli matrices. (3.33) implies that we can extract the computational output $|c_g|^2$ by measuring $|1\rangle$ in the rotated flux basis $|U^\dagger V_g\rangle$.

From the TQFT perspective, the two measurement algorithms described above- one using the resource state $|1\rangle$ and the other using the resource state $|U\rangle$ - are equivalent due to the adjoint identity:

$$\begin{aligned} \text{Diagram: } \begin{array}{c} \text{A semi-circular cap with a red dot at the bottom labeled } U^\dagger \end{array} &= \sum_{g,h} \tilde{c}_g^* \langle V_g | V_h \rangle \otimes |V_{h-1}\rangle \\ &= \sum_h \tilde{c}_h^* |V_{h-1}\rangle \\ &= \text{Diagram: } \begin{array}{c} \text{A semi-circular cap with a red dot at the bottom labeled } U \end{array}, \end{aligned} \quad (3.34)$$

where in the last equality, we used the fact that $|(XZ)^{-1}\rangle = -|XZ\rangle$. Applying this identity to (3.28) gives two equivalent ways to measure c_h :

$$c_h = \begin{array}{c} \text{Diagram: } \begin{array}{c} \text{A Y-shaped junction with a red dot at the top labeled } U \text{ and a red dot at the bottom labeled } h \end{array} \\ = \begin{array}{c} \text{Diagram: } \begin{array}{c} \text{A Y-shaped junction with a red dot at the top labeled } 1 \text{ and a red dot at the bottom labeled } U^\dagger \text{ and } h \end{array} \end{array} \iff \langle V_h | U | 1 \rangle = \langle U^\dagger V_h | 1 \rangle \quad (3.35)$$

This equivalence is a simple consequence of the fact that the equivariant TQFT faithfully captures the Hermitian structure on the algebra of Pauli matrices.

To summarize, we have learned that there are two equivalent ways to perform a quantum computation via measurements. In the “active” version, the programming is implemented by the preparation of a state $|U\rangle$ corresponding to an arbitrary $SU(2)$ rotation. In the “passive”

version of the computation, the lab technician always prepares the state $|1\rangle$ of trivial flux ⁸, and the programming is implemented by the rotation of the measurement basis

$$\langle V_g | \rightarrow \langle U^\dagger V_g | \quad (3.36)$$

While these two ways of implementing the computation differ from an operational point of view, both methods work because the computational output $|c_g|^2$ depend only on the relative rotation between the fluxes basis $\{|V_g\rangle\}$ and $\{|U^\dagger V_g\rangle\}$. Naively, it may seem that neither is more advantageous than the other, since measuring in the new basis $\langle U^\dagger V_g |$ maybe equally complicated as superposing $|V_g\rangle$ to create the resource state $|U\rangle$. However, MBQC provides an algorithm that effectively implements measurements of the code subspace in the basis $\langle U^\dagger V_g |$, without the need to perform arbitrary superpositions. This drastically reduces the operational costs of programming and makes MBQC a useful protocol.

To give an explicit description of MBQC, we will first map the TQFT states \mathcal{H}_{S^1} into entangled states on a lattice. In section 7, we will show that measurements in the basis $\langle U^\dagger V_g |$ can then be implemented by a temporally ordered sequence of single qubit measurements in which the choice of measurement angles at each step depends on the measurement outcomes of the previous steps. Our main goal in the following sections is to explain this MBQC measurement protocol from the point of view of extended TQFT.

Commutative vs Non-commutative algebras Finally, before moving on, we emphasize that even though the computational output of MBQC is a classical variable valued in $\mathbb{Z}_2 \otimes \mathbb{Z}_2$, it is important for the purposes of the circuit simulation that the “MBQC fluxes” are valued in a nontrivial *projective* representation, as indicated by the non-commutative algebra (3.18). An ordinary representation of an abelian group like $\mathbb{Z}_2 \otimes \mathbb{Z}_2$ is one dimensional, and the corresponding holonomies cannot produce a nontrivial gate. Such representations would appear in ordinary $\mathbb{Z}_2 \otimes \mathbb{Z}_2$ Dijkgraaf Witten theory, which is a *commutative* algebra as supposed to the non commutative algebra of the equivariant theory.

Notice that in the theory with a commutative algebra of fluxes, we can still form the superposition of flux eigenstates $|g\rangle_{\text{abelian}}$ given by

$$|U\rangle_{\text{abelian}} = \sum_{g \in G} c_g |g\rangle_{\text{abelian}} \quad (3.37)$$

However, the adjoint operation of the ordinary TQFT does not capture the Hermitan structure of the Pauli matrices. For this reason, the analogue of (3.35), which is the essential ingredient for the programming of U in the MBQC protocol, fails to be satisfied. Thus, the labelling of the state in (3.37) by the operator U is misleading, since the commutative algebra of the states $\{|g\rangle\}$ fails to simulate the algebra of nontrivial gates.

An alternative viewpoint, which we will illustrate in the section 4, is that MBQC fails to work in ordinary TQFT's with abelian algebras because they don't have the necessary

⁸we will later identify this state with the cluster state

entanglement edge modes.

4 Edge modes and extended TQFT

As alluded to earlier, to give an explicit description of the circuit simulation, we need to provide a TQFT definition of the Hilbert space for the logical qubit, which is distinct from \mathcal{H}_{S^1} . Intuitively we want to cut open the circle into an interval, and construct a suitable *edge mode* Hilbert space at the endpoints where the logical qubit lives. Moreover, where as cobordisms of the closed TQFT carries a notion of Euclidean time that flows from the initial to final boundary (from top to bottom), the circuit model we are simulating requires a notion of circuit time that evolves the qubit along a spatial slice from left to right. All of these ideas can be incorporated into a coherent framework called *extended* TQFT. In particular, the sewing rules of the extended equivariant TQFT will link the algebra (3.18) of fluxes to the algebra of representation matrices V_g acting on the edge modes. This defines a sort of state-operator correspondence that explains how a circuit simulation can be encoded into the twisted states (3.15) of a closed equivariant TQFT.

4.1 Category description of an open-closed TQFT

To appreciate the logic behind extended TQFT, it is useful formulate our closed TQFT in the language of category theory. A category consists of a set of objects and a set of relations between these objects called morphisms, which compose in an associative fashion. In particular, the geometric category \mathcal{C} of closed, 1 dimensional manifolds has circles as the objects and cobordisms between circles as the morphisms. The composition of these morphisms correspond to the gluing of cobordisms. In this language, a 2D closed TQFT is a map:

$$Z_{\text{closed}} : \mathcal{C} \rightarrow \mathbf{Vect}_{\mathbb{C}} \tag{4.1}$$

from \mathcal{C} into the category $\mathbf{Vect}_{\mathbb{C}}$ of complex vector spaces. The morphisms of $\mathbf{Vect}_{\mathbb{C}}$ are given by linear maps with the usual composition rule. The fact that Z_{closed} maps the gluing of cobordisms to composition of linear maps means that Z_{closed} is a *functor* from \mathcal{C} to $\mathbf{Vect}_{\mathbb{C}}$. The functor Z_{closed} is therefore a linear representation of 2D manifolds and describes their gluing and cutting along co-dimension 1 manifolds. For applications to physics, we will also require a Hermitian inner product, which defines an adjoint operation on the morphisms of \mathcal{C} . In this case \mathcal{C} is the category of Hilbert spaces, and Z_{closed} is a “dagger” category [17].

A 2D extended TQFT generalizes this categorical description of the path integral to allow for cutting and gluing along codimension 2 manifolds, which in this case is just a point. It introduces two new ingredients, both of which are relevant to MBQC. First, the extension of a closed TQFT Z_{closed} enlarges the source category \mathcal{C} by including labelled intervals $a \text{---} b$ as objects. We can view the labels a, b as abstract boundary conditions. The extended TQFT assigns a Hilbert space \mathcal{H}_{ab} to these intervals, which contains edge mode degrees of freedom

determined by a, b . The set of cobordisms is then enlarged to include manifolds with corners, which have intervals as well as circles as boundaries. In particular, there is a fusion of intervals

$$\begin{array}{c} b \\ \text{---} \\ \text{Y} \\ \text{---} \\ a \quad c \end{array} : \mathcal{H}_{ab} \otimes \mathcal{H}_{bc} \rightarrow \mathcal{H}_{ac} \quad (4.2)$$

which defines the multiplication rule for states in the interval Hilbert space $\mathcal{H}_{\text{open}}$:

$$\mathcal{H}_{\text{open}} = \oplus_{a,b} \mathcal{H}_{ab} \quad (4.3)$$

We refer to $\mathcal{H}_{\text{open}}$ as the open algebra. The open sector of the TQFT is naturally suited to describe MBQC on a chain.

For ordinary TQFT (in the absence of symmetry), the open algebra generically satisfies a different multiplication rule than closed algebra: in particular, the open algebra can be non commutative, whereas the closed algebra is always commutative.

$$\begin{array}{c} \text{Y} \\ \text{---} \\ \text{---} \\ \text{---} \end{array} \neq \begin{array}{c} \text{X} \\ \text{---} \\ \text{---} \\ \text{---} \end{array}, \quad \begin{array}{c} \text{Y} \\ \text{---} \\ \text{---} \\ \text{---} \end{array} = \begin{array}{c} \text{X} \\ \text{---} \\ \text{---} \\ \text{---} \end{array} \quad (4.4)$$

Even though they are generically not identical, the closed and open algebra are related by the “zipper” cobordism

$$\begin{array}{c} \text{---} \\ \text{---} \\ \text{---} \\ a \end{array} : \mathcal{H}_{S^1} \rightarrow \mathcal{H}_{aa} \quad (4.5)$$

which cuts open the circle into an interval. The sewing relations of the extended TQFT imply that this is an algebra homomorphism from the closed to the open sector. Such a homomorphism must satisfy a set of open-closed sewing constraints [14]. The solutions to these constraints represent different ways of extending the closed algebra into an *open-closed* algebra that unifies both sectors. In particular, for an ordinary TQFT, the open-closed algebra is a *knowledgeable Frobenius algebra*

Edge modes and the boundary category The second new ingredient introduced by the extended TQFT is the assignment of a *boundary category* \mathcal{B} ⁹ to codimension 2 surfaces which make up the endpoints of an interval. We will choose \mathcal{B} to be the category of boundary conditions, whose objects are given by the abstract boundary labels a, b, \dots . Morphisms between boundary conditions a and b are boundary condition changing operators \hat{O}_{ab} : such operators always form the structure of a vector space (see [18] for a nice explanation of this fact). Concretely, in our discussion of open TQFT, these boundary condition changing

⁹Note that \mathcal{B} is a target category. i.e the extended TQFT includes a map $Z : \text{point} \rightarrow \mathcal{B}$

operators can be identified with the elements of the interval Hilbert space \mathcal{H}_{ab} , which we now view as a space of morphisms between a and b :


$$\mathcal{H}_{ab} = \text{Hom}(a, b) \tag{4.6}$$

The fact that elements of \mathcal{H}_{ab} are morphisms simply means that they can be composed in an associative fashion. Their composition law is given by the open fusion rule (4.2), which satisfies associativity as one of the sewing relations.

The morphisms between objects at the endpoints of an interval represent a type of “horizontal” evolution. This is the TQFT formulation of circuit time evolution. Meanwhile, the identification of these horizontal morphisms with quantum states suggests a type of quantum teleportation in which an entangled state on an interval can be used to teleport a qubit between its endpoints. Below, we will make these suggestive ideas precise in the context of extended equivariant TQFT.

4.2 G-equivariant open-closed TQFT and matrix product states

We now consider the extension of a G-equivariant TQFT. This again introduces edge modes in an open sector in which intervals are the objects. These intervals are marked with a based point at the left endpoint. As in the closed sector, all cobordisms are equipped with a flat gauge bundle, which is specified by indicating the holonomy between marked points on the initial and final intervals



$$\tag{4.7}$$

In addition, the open equivariant TQFT also includes a symmetry operation: .



$$: \mathcal{H}_{ab} \rightarrow \mathcal{H}_{ab} \tag{4.8}$$

The sewing relations for an open-closed equivariant TQFT were solved in [14]. In particular, the interval Hilbert space is given by

$$\mathcal{H}_{ab} = \mathcal{V}_a^* \otimes \mathcal{V}_b = \text{Hom}(a, b) \tag{4.9}$$

where \mathcal{V}_a are projective representations of G . These projective representations are the edge modes of the G-equivariant TQFT [14]. Notice that the structure of the Hilbert space (4.9) naturally lends it self to the interpretation as the space of morphisms between \mathcal{V}_a and \mathcal{V}_b , since $\mathcal{V}_a^* \otimes \mathcal{V}_b$ is isomorphic to the space of linear maps between \mathcal{V}_a and \mathcal{V}_b . This is made

explicit by choosing a basis $|a, i\rangle \in \mathcal{V}_a$, $|b, j\rangle \in \mathcal{V}_b$ (we emphasize these states are distinct from states in \mathcal{H}_{ab}). Then a basis $\{|\bar{i}, \bar{j}\rangle\}$ for \mathcal{H}_{ab} is in one to one correspondence with operators from \mathcal{V}_b to \mathcal{V}_a :

$$|\bar{i}, \bar{j}\rangle \equiv |b, i\rangle \otimes |a, j\rangle \leftrightarrow |b, i\rangle \otimes \langle a, j| \quad i = 1, \dots, \dim \mathcal{V}_a, \quad j = 1, \dots, \dim \mathcal{V}_b, \quad (4.10)$$

and the fusion of intervals (4.2) corresponds to the composition of these operators. The open algebra is thus a matrix algebra:

$$\begin{array}{c} \text{---} \\ \text{---} \\ \text{---} \end{array} : |i, \bar{j}\rangle \otimes |k, \bar{l}\rangle \rightarrow \delta_{kj} |i\bar{l}\rangle \quad (4.11)$$

Matrix product states For applications to MBQC, we will be interested in G -equivariant TQFT's that describe the RG fixed point of an SPT phase. In this context, the interval Hilbert space \mathcal{H}_{ab} is a coarse grained description of a 1D system with edge modes transforming in the same projective representation¹⁰ on both boundaries. In this case, we set $a = b = \mathcal{V}$ and denote the interval Hilbert space by

$$\mathcal{H}_{\text{open}} = \mathcal{V}^* \otimes \mathcal{V} \quad (4.12)$$

Each quantum state in $\mathcal{H}_{\text{open}}$ is then identified with a linear map of \mathcal{V} onto itself, which describes a quantum evolution from the left endpoint to the right endpoint of the interval. In particular, we will see that when $G = \mathbb{Z}_2 \otimes \mathbb{Z}_2$, this horizontal evolution can be interpreted as the standard teleportation of a qubit in \mathcal{V} from one endpoint to the other.

To see the relation to teleportation, it is useful to formulate the open TQFT in terms of matrix product state (MPS) tensors. In this context MPS tensors arise as intertwiners¹¹ between two projective representations of G with the same projective phase $b(g, h)$. One is given by $\mathcal{H}_{\text{open}} = \mathcal{V} \otimes \mathcal{V}^*$, and the other is the b twisted regular representation of G [20]. The latter can be defined abstractly via the action of G on the twisted group algebra $\mathbb{C}_b[G]$. As a vector space, this algebra is spanned by a basis $|g\rangle$ labelled by group elements. Each element in $\mathbb{C}_b[G]$ is thus a formal linear combination

$$|f\rangle = \sum_{g \in G} f(g) |g\rangle \quad (4.13)$$

where $f(g)$ is a complex valued wavefunction on the group. The action of an element $h \in G$ in the b -twisted regular representation is defined to be

$$l(h) |g\rangle = b(h, g) |hg\rangle \quad (4.14)$$

¹⁰To simulate an arbitrary single qubit unitary actually requires a maximally non commutative projective representation, in which the phases $b(g, h)$ satisfy $b(g, h) \neq b(h, g)$ when $g \neq h$ [19]

¹¹An intertwiner is a linear map between representations that commute with the action of G

which corresponds to left multiplication by $|h\rangle$ in $\mathbb{C}_b[G]$.

The projective Peter Weyl theorem [21] implies that for every nontrivial projective representations \mathcal{V} of G , its representation matrices V_g^{ij} define an intertwiner¹²

$$\begin{aligned} A : \mathcal{V} \otimes \mathcal{V}^* &\rightarrow \mathbb{C}[G] \\ A &= \sum_{i,j} \sum_{g \in G} V_g^{ij} |g\rangle \langle \bar{i} j| \end{aligned} \quad (4.16)$$

The interwiner A can be represented graphically as a matrix product state tensor

$$i \text{ --- } \boxed{A} \text{ --- } j \quad (4.17)$$

We will refer to g as the “physical index” and i, j as the edge mode index. In the group basis $|g\rangle$, also called the *symmetry basis*, this tensor is given by $A_g^{ij} = V_g^{ij}$. However, to implement the MBQC protocol, we will need to project A onto a more general class of measurement basis that is also labelled by group elements. For this reason, we will reserve the symbol A_g^{ij} to denote the components of A in a general basis. In MPS notation, the intertwining property of A (with $\mathcal{V} \otimes \mathcal{V}^*$ viewed as a representation of G in the left tensor factor) implies the transformation law

$$\text{---} \boxed{A} \text{---} = \text{---} \boxed{V_g} \text{---} \boxed{A} \text{---} \quad (4.18)$$

This follows directly from the representation property (3.18) of the matrices V_g . This equation shows how the left-regular representation is equivalent to the *edge modes symmetry* acting on \mathcal{V} . Similarly, there is a right-regular representation $r(h)$ which acts on the right by

$$r(h) |g\rangle = b(g, h) |gh^{-1}\rangle \quad (4.19)$$

with the associated transformation law

$$\text{---} \boxed{A} \text{---} = \text{---} \boxed{A} \text{---} \boxed{V_g^{-1}} \text{---} \quad (4.20)$$

Usually, an MPS tensor is contracted with physical basis states $|g\rangle$ to define a quantum

¹²This map is one to one if there is a single projective irrep. associated to the phase $b(g, h)$. In general the Peter Weyl theorem implies that

$$\mathbb{C}_b[G] = \oplus_R \mathcal{V}_R \otimes \mathcal{V}_R^* \quad (4.15)$$

where R labels the different irreps with the same phase. In this general setting, the intertwining map between the two sides of (4.15) will involve a direct sum of representation matrices.

state. For example, for each choice of i, j we obtain a state on \mathcal{H}_{open} given by

$$|A_{ij}\rangle = \sum_g \langle i|A_g|j\rangle |g\rangle \in \mathcal{H}_{open} \quad (4.21)$$

However, to relate our discussion of extended TQFT to teleportation, it is more useful to view A as a tensor that assigns a linear map (a morphism) $A_g : \mathcal{V} \rightarrow \mathcal{V}$ to each quantum state $|g\rangle$. Such a tensor can be viewed as a fluctuating quantum circuit on \mathcal{V} , which we can write as:

$$A = \sum_g A_g |g\rangle, \quad A_g : \mathcal{V} \rightarrow \mathcal{V}. \quad (4.22)$$

In this formula, we read A_g as an operator valued coefficient, so that a measurement that projects A on to $|g\rangle$ implements the linear map A_g . In MPS notation, we express this linear map as:

$$\begin{array}{c} \text{---} \boxed{A} \text{---} \\ | \\ \boxed{g} \end{array} : \mathcal{V} \rightarrow \mathcal{V}. \quad (4.23)$$

4.3 Teleportation by symmetry

We now give a circuit model description of the fluctuating operator A which shows that it describes the teleportation of edge mode qubits in \mathcal{V} [2]. The conventional circuit diagram for teleportation is shown in figure 5.

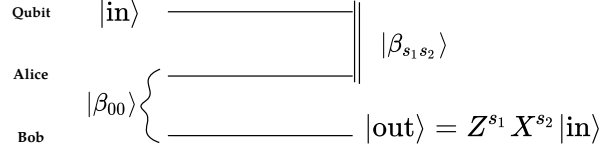


Figure 5: Circuit diagram for quantum teleportation.

To teleport a qubit $|\text{in}\rangle$ from Alice to Bob, they must share an entangled resource state given by the bell pair $\beta_{00} \equiv \frac{1}{\sqrt{2}}(|11\rangle + |00\rangle)$. Alice then makes a joint measurement on herself and the $|\text{in}\rangle$ qubit in a bell basis

$$|\beta_{s_1 s_2}\rangle = X^{s_2} Z^{s_1} |\beta_{00}\rangle, \quad (4.24)$$

which teleports the qubit to Bob. Due to the randomness of Alice's measurement outcomes, The actual qubit received by Bob is rotated by a random *by product operator* $Z^{s_1} X^{s_2}$. Thus, the teleportation protocol is captured by a random circuit of the form (4.22), in which a

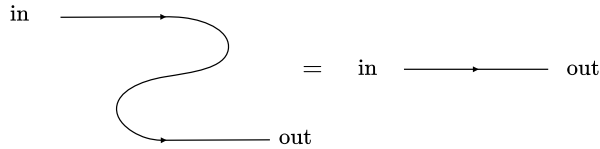


Figure 6: The bell pair creation and bell measurement in the teleportation protocol corresponds to the pairing and co-pairing cobordisms of a 1D TQFT. The zigzag identity expresses the fact that these operations combine to form the identity map.

measurement outcome (s_1, s_2) implements the unitary

$$A_{s_1 s_2} = \begin{array}{c} \boxed{A} \\ \hline \boxed{s_1 s_2} \end{array} = Z^{s_1} X^{s_2} \quad (4.25)$$

If we identify measurement outcomes (s_1, s_2) in the bell basis with group elements:

$$g = (s_1, s_2) \quad (4.26)$$

then the teleportation protocol can be identified with the fluctuating circuit (4.22) defined by the intertwiner A_g . More precisely, this identification of measurement outcomes with group elements is well defined because equation (4.24) shows that the bell basis forms an orbit under the projective representation (3.24) of $G = \mathbb{Z}_2 \otimes \mathbb{Z}_2$. This defines a group label $g = (s_1, s_2)$ for elements of this orbit with respect to the reference state $|\beta_{00}\rangle$, which allows an identification

$$|g\rangle \rightarrow V(g) |\beta_{00}\rangle \quad (4.27)$$

between the an abstract state $|g\rangle \in \mathbb{C}_b[G]$ and the bell basis.

The symmetry that relates the measurement outcomes also allows Bob to mitigate the randomness of the circuit: if Alice communicates to her measurement outcomes to Bob via classical channels, he can apply an inverse operation that undoes the effects of the byproduct, thereby retrieving the original qubit. In this sense, teleportation can be also be viewed as implementing the identity gate. This perspective is captured by the “zigzag” identity¹³ of a 1D TQFT, as illustrated in figure 6.

The closed to open map In section 3.3, we had claimed that holonomy g that labels the states $|V_g\rangle \in \mathcal{H}_{S^1}$ of the closed TQFT can be identified with a quantum circuit V_g that transports a virtual particle around the circle. Our discussion above shows that this quantum circuit is a generalized form of teleportation acting on edge modes that transform under a

¹³The appearance of this 1 D TQFT is not a coincidence. There is another formulation of 2D extended TQFT in which the interval itself is viewed as a “1-morphism”, i.e. a cobordism between the two endpoints. In this language cobordisms between intervals are 2-morphisms (a morphism between morphism). In a sense the extended TQFT provides rules that tie together TQFT in different dimensions. In particular the zigzag identity is a sewing relation of the 1D TQFT that is referred to as “Dualizability”

projective representation of G .

In the language of extended TQFT, the identification between the twisted state $|V_g\rangle$ and the teleportation of edge modes is given by the zipper cobordism, which maps the states on the circle to those on the interval:

$$\begin{aligned}
 \text{Zipper Cobordism} &: \mathcal{H}_{S^1} \rightarrow \mathcal{H}_{\text{open}} \\
 |V_g\rangle &\rightarrow |g\rangle \equiv \sum_{ij} \sqrt{\dim V} V_g^{ij} |\bar{i}j\rangle
 \end{aligned} \tag{4.28}$$

Applying the state-channel duality (4.10) to the basis states $|\bar{i}j\rangle$ then gives the identification of $|V_g\rangle$ with the quantum circuit $V_g: \mathcal{V} \rightarrow \mathcal{V}$, which is the same linear map defined by the MPS tensor in (4.23). This is the state-operator correspondence we alluded to at the beginning of section 4.

We can check explicitly that (4.28) is an algebra homomorphism: using the fact that the open algebra is the matrix algebra of the Pauli matrices, we apply the representation property of these matrices ¹⁴ to obtain

$$\mu \equiv \text{Y-shape} : |g_1\rangle \otimes |g_2\rangle = b(g_1, g_2) |g_1 g_2\rangle, \tag{4.30}$$

which is the same as the closed multiplication (3.19) and the multiplication rule of the twisted group algebra $\mathbb{C}_b[G]$. In this case, the map (4.28) is also one to one, so the closed and open algebras are isomorphic. This is a distinguishing feature of the equivariant TQFT, which sets it apart from an ordinary TQFT where the closed algebra is always commutative while the open algebra may not be.

Summary of extended TQFT and quantum circuits For each 2D closed G -equivariant TQFT associated to a projective representation $\mathcal{V} \in H^2(G, U(1))$, the extension of the TQFT introduces an open algebra $\mathcal{H}_{\text{open}} = \mathcal{V}^* \otimes \mathcal{V}$ corresponding to the Hilbert spaces on an interval. Each state on $\mathcal{V}^* \otimes \mathcal{V}$ is associated to operators A_g which can be interpreted as a quantum circuit acting an “edge mode” qubit in \mathcal{V} . (In the group basis A_g is just the projective representation matrix V_g associated to \mathcal{V}). When $G = \mathbb{Z}_2 \otimes \mathbb{Z}_2$, this circuit corresponds to the standard teleportation protocol. For general G , this defines a more general notion of teleportation by symmetry.

¹⁴Explicitly we have

$$\begin{aligned}
 \text{Y-shape} &: |g_1\rangle \otimes |g_2\rangle \rightarrow \sum_{ik} V_{g_1}^{ik} |i\rangle \langle k| \sum_{lj} V_{g_2}^{lj} |l\rangle \langle j| = \sum_{ikj} V_{g_1}^{ik} V_{g_2}^{kj} |i\rangle \langle j| \\
 &= \sum_{ij} b(g_1, g_2) V_{g_1 g_2}^{ij} |i\rangle \langle j| = b(g_1, g_2) |g_1 g_2\rangle
 \end{aligned} \tag{4.29}$$

In the extended TQFT language, the identification of holonomies around the circle with a quantum circuit is expressed by the closed to open map (4.28). This is an isomorphism which maps flux eigenstates on \mathcal{H}_{S^1} to quantum circuits A_g , which implement the parallel transport of TQFT edge modes along an interval. Later we will identify this notion of parallel transport with the entanglement holonomy defined in [1]

5 Towards a local description of MBQC

In the section 3, we formulated a global version of MBQC on a 1D circle using the language of TQFT. To relate this to the conventional, local description of MBQC in terms of single-qubit measurements, we need a procedure that maps the states of the TQFT into states on a lattice of qubits. This discretization procedure is really an encoding map that embeds the TQFT Hilbert space into a code subspace on the lattice. This encoding is implemented by repeated applications of the co-product in the open algebra. This co-product defines a factorization map into an extended Hilbert space, which we will identify with the Hilbert space of the lattice model. The factorization map introduces *entanglement* edge modes, which are virtual particles that corresponding to the contracted edges of the MPS tensors A_g . These edge modes cannot be accessed directly without cutting open a spatial slice. Nevertheless, their entanglement holonomy can be extracted from the correlations among measurements on a circular array of qubits. and constitutes the computation output of MBQC in 1D. We will argue that this provides an operational meaning to entanglement edge modes.

5.1 Factorization via the co-product

The open algebra $\mathcal{H}_{\text{open}} = \mathcal{V}^* \otimes \mathcal{V}$ is a Frobenius algebra, which has both a product and a co-product. The co-product on the twisted group algebra $\mathbb{C}_b[G]$ is given by

$$\begin{aligned} \Delta : \mathcal{H}_{\text{open}} &\rightarrow \mathcal{H}_{\text{open}} \otimes \mathcal{H}_{\text{open}} \\ |g\rangle &\rightarrow \frac{1}{|G|} \sum_{g_1, g_2} b^{-1}(g_1, g_2) \delta(g_1 g_2, g) |g_1\rangle |g_2\rangle, \end{aligned} \quad (5.1)$$

As emphasized in [8], Δ can be interpreted as a factorization map in to an extended Hilbert space defined via the path integral evolution:

$$\Delta = \text{[Diagram of a trapezoidal shape with a small semicircular arc at the bottom center, labeled } e \text{]} \quad (5.2)$$

This euclidean process splits a single interval into two intervals separated by a “stretched” entangling surface, given by the small semicircular arc labeled by e . This denotes an entan-

gument boundary condition which is required to satisfy the shrinkability condition ¹⁵

$$\mu \circ \Delta = \text{[Diagram: A lens-shaped region with a central circle labeled } e \text{ and a horizontal line through it]} = \text{[Diagram: A vertical rectangle]} = \text{Identity Map.} \quad (5.3)$$

This condition ensures that the entangling surface is completely transparent, and does not alter the correlation functions of the original, unfactorized states. More generally, any hole surrounded by the boundary condition e is required to be shrinkable ¹⁶. In quantum information language, the shrinkability condition says that the factorization map is an isometry which encodes the Hilbert space of one interval into a code subspace inside the Hilbert space of two interval.

In general, the shrinkability constraint requires that the extended Hilbert space contains a suitable set of *entanglement* edge modes [16]. These entanglement edge modes are manifest in representation basis for $\mathcal{H}_{\text{open}} \otimes \mathcal{H}_{\text{open}}$

$$|V \bar{i} j\rangle \otimes |V \bar{k}, l\rangle, \quad i, j, k, l = 1, \dots, \dim V, \quad (5.5)$$

where the states labeled by j and k are the “extra” edge mode degrees of freedom introduced by the entangling surface. Unlike the states at the physical boundary labelled by i and l , the entanglement edge modes are always entangled under the embedding defined by Δ . We can see this by writing action of the co-product on the MPS wavefunctions $V_{il}(g)$

$$\Delta : \sum_g V_{il}(g) |g\rangle \longrightarrow \sum_{g_1, g_2} \sum_j b(g_1, g_2)^{-1} V_{ij}(g_1) V_{jl}(g_2) |g_1\rangle |g_2\rangle, \quad (5.6)$$

in which the entanglement edge mode index j is contracted. In the MPS descriptions, these correspond to degrees of freedom on the contracted virtual edges, which are not directly accessible by local measurements.

$$\text{[Diagram: Box } i \text{ connected to box } A \text{ connected to box } l \text{ with a vertical line from } A \text{]} \longrightarrow \text{[Diagram: Box } i \text{ connected to box } A \text{ connected to box } A \text{ connected to box } l \text{ with vertical lines from both } A \text{ boxes]} \quad (5.7)$$

¹⁵This boundary condition need not be unique, although it will be so in the examples we consider.

¹⁶In a 2D TQFT, the shrinkability constraint can be captured by a single diagrammatic relation [16]:

$$\text{[Diagram: A circle with a dashed line inside]} = \text{[Diagram: A vertical cylinder with a dashed line inside and a cap labeled } e \text{]} , \quad (5.4)$$

which implies all holes created by an entanglement boundary can be closed.

We can iterate this procedure to split the interval repeatedly:

$$\mathcal{H}_{\text{open}} \xrightarrow{\Delta} \mathcal{H}_{\text{open}} \otimes \mathcal{H}_{\text{open}} \xrightarrow{1 \otimes \Delta} \mathcal{H}_{\text{open}} \otimes \mathcal{H}_{\text{open}} \otimes \mathcal{H}_{\text{open}} \longrightarrow \dots \quad (5.8)$$

After N applications of Δ , the original Hilbert space $\mathcal{H}_{\text{open}}$ is embedded into an extended Hilbert space $\mathcal{H}_{\text{open}}^{\otimes N+1}$, which we associate with the Hilbert on a lattice where each $\mathcal{H}_{\text{open}}$ factor describes a local Hilbert space. This procedure encodes the TQFT states into entangled lattice states that belong to the fixed point of a 1D SPT phase with symmetry G .

Cluster state on a chain As an example of this encoding of TQFT states, consider applying the sequence of embeddings (5.8) to the states $|A_{ij}\rangle$ defined in (4.21). This produces entangled states on a 1D lattice

$$\begin{aligned} |A_{ij}\rangle \rightarrow |A_{ij}\rangle_{\text{lat}} &\equiv \sum_{g_1, \dots, g_N \in \mathbb{Z}_2 \otimes \mathbb{Z}_2} b(g_N, g_{N-1})^{-1} b(g_{N-3}, g_{N-4})^{-1} \cdots b(g_2, g_1)^{-1} (A_{g_N g_{N-1} \cdots g_1})_{ij} |g_N\rangle \otimes |g_2\rangle \cdots |g_1\rangle \\ &= \sum_{g_1, \dots, g_N \in \mathbb{Z}_2 \otimes \mathbb{Z}_2} b(g_N, g_{N-1})^{-2} b(g_{N-3}, g_{N-4})^{-2} \cdots b(g_2, g_1)^{-2} (A_{g_N} A_{g_{N-1}} \cdots A_{g_1})_{ij} |g_N\rangle \otimes |g_{N-1}\rangle \cdots |g_1\rangle \end{aligned} \quad (5.9)$$

When $G = \mathbb{Z}_2 \otimes \mathbb{Z}_2$, the phases square to 1¹⁷, so we just have

$$|A_{ij}\rangle_{\text{lat}} = \sum_{g_1, \dots, g_N \in \mathbb{Z}_2 \otimes \mathbb{Z}_2} (A_{g_N} A_{g_{N-1}} \cdots A_{g_1})_{ij} |g_N\rangle \otimes |g_{N-1}\rangle \cdots |g_1\rangle, \quad i, j = 1, 2. \quad (5.10)$$

We will refer to these state as *cluster states* on a chain¹⁸.

Cluster state on a circle In a similar fashion, we discretize TQFT states on a circle by first applying the closed to open map (4.28) on the twisted state $|V_g\rangle \in \mathcal{H}_{S^1}$, followed by repeated iterations of Δ . The resulting cobordism is shown in figure 3, which describes the embedding of $|V_g\rangle$ into the extended Hilbert space on the circle. The image of $|V_g\rangle$ is the matrix product state

$$|V_g\rangle \rightarrow |V_g\rangle_{\text{lat}} = \sum_{h_1, \dots, h_N \in \mathbb{Z}_2 \otimes \mathbb{Z}_2} \text{tr}(V_g A_{h_N} A_{h_{N-1}} \cdots A_{h_1}) |h_N\rangle \otimes |h_{N-1}\rangle \cdots |h_1\rangle \quad (5.11)$$

We emphasize again that the lattice Hilbert space does not contain the entanglement edge modes which live on the contracted virtual edges: nevertheless these virtual degrees of freedom play an important role as the logical qubit in MBQC.

¹⁷For general G , these phases do not affect the implementation of MBQC on these resource states

¹⁸These states satisfy more general boundary conditions than the usual definition of the cluster state, but we retain the same nomenclature for convenience.

5.2 The fully local description of the cluster state

When $G = \mathbb{Z}_2 \otimes \mathbb{Z}_2$, the basis states $|g\rangle$ on each lattice site can be identified with the entangled bell pairs $|\beta_{s_1 s_2}\rangle$ which appeared in the teleportation protocol in figure 5. However, to implement MBQC, we need to obtain a fully local description of the cluster state in which these bell pairs are replaced by un-entangled product states. In terms of the teleportation protocol, this corresponds to replacing bell measurements with single qubit measurements. This is easily accomplished by observing that the bell pairs can be created from a product state using a Cphase and Hadamard gate. In a basis $|s_i\rangle$ of X eigenstates satisfying

$$X |s_i\rangle = (-1)^{s_i} |s_i\rangle, \quad s_i = 0, 1 \quad (5.12)$$

the Cphase gate is defined by

$$\begin{array}{ccc} |s_1\rangle & \text{---} & |s_1\rangle \\ & \bullet & \\ & | & \\ & \bullet & \\ |s_2\rangle & \text{---} & (-1)^{s_1 s_2} |s_2\rangle \end{array} \quad (5.13)$$

while the Hadamard gate is defined by

$$H = \frac{1}{\sqrt{2}}(X + Z) \quad (5.14)$$

The bell pair preparation and bell measurements in the teleportation circuit in figure 5 can then be replaced using the identities

$$\begin{array}{ccc} |B_{00}\rangle & \begin{array}{c} \diagup \\ \diagdown \end{array} & = \begin{array}{c} |+\rangle \text{---} \bullet \text{---} [H] \text{---} \\ |+\rangle \text{---} \bullet \text{---} \end{array} \\ & & \begin{array}{c} \text{---} \parallel \langle B_{ij}| = \begin{array}{c} \text{---} [H] \text{---} \bullet \text{---} \parallel X:j \\ \text{---} \bullet \text{---} \parallel X:i \end{array} \end{array} \end{array} \quad (5.15)$$

The Hadamard gates will cancel, leaving behind a sequence of cphase gates that defines the lattice MPS tensor:

$$\begin{array}{ccc} \text{in} & \begin{array}{c} \boxed{\begin{array}{c} \text{---} \bullet \text{---} s_1 \\ |+\rangle \text{---} \bullet \text{---} s_2 \\ |+\rangle \text{---} \bullet \text{---} \text{out} \end{array}} \end{array} & = & \begin{array}{c} \text{in} \text{---} \boxed{A} \text{---} \text{out} \\ \text{---} s_1 \text{---} s_2 \end{array} \end{array} \quad (5.16)$$

To identify this circuit with the abstract MPS tensor (4.17), we need a consistent assignment of group labels to the product state $|s_1\rangle \otimes |s_2\rangle$. This can be achieved via a lattice version of the projective representation $l(h)$ defined in (4.14) :

$$\tilde{l}(00) = 1 \otimes 1, \quad \tilde{l}(01) = X_2 \otimes Z_1, \quad \tilde{l}(10) = Z_2 \otimes 1, \quad \tilde{l}(11) = Z_2 X_2 \otimes Z_1 \quad (5.17)$$

Given a reference state $|0\rangle |0\rangle$ on the lattice, we can use this representation to assign group

labels on the lattice:

$$|g\rangle_{\text{lat}} \equiv \tilde{l}(g) |0\rangle |0\rangle \quad (5.18)$$

This defines a lattice realization of the b regular representation¹⁹ (4.14) :

$$\begin{aligned} \tilde{l}(h) |g\rangle_{\text{lat}} &\equiv \tilde{l}(h)\tilde{l}(g) |0\rangle |0\rangle \\ &= b(h, g)\tilde{l}(hg) |0\rangle |0\rangle \\ &= b(h, g) |hg\rangle_{\text{lat}} \end{aligned} \quad (5.19)$$

Since this representation is isomorphic to (4.14), we will henceforth drop the tilde and the lat. subscripts. However it is important to remember that the mapping of the abstract intertwiner A_g to the lattice MPS tensor involves a choice of reference state.

Expressing the MPS tensors in the cluster state (5.10) in terms of the quantum circuit in (5.16) makes it manifest that the cluster state can be created from a product state with a finite depth²⁰ unitary. This can be achieved by simply re-ordering the sequence of (commuting) cphase gates into two local Unitaries:

$$\text{Diagrammatic equation (5.20) showing the decomposition of a chain of MPS tensors } A \text{ into two local unitaries.} \quad (5.20)$$

The fact that such a finite depth creation process exist is a general property of an SPT phase. Thus, we can take a more general perspective in which the lattice serves as a blank canvas on which we can engineer any G -equivariant TQFT, where G characterizes the entanglement structure of states belonging to a code subspace.

5.2.1 Hilbert space and flux sectors on the lattice

The discretization process described above maps the closed TQFT Hilbert space \mathcal{H}_{S^1} onto a Hilbert space $\mathcal{H}_{S^1}^{\text{lat}}$ on a periodic lattice of N qubits. $\mathcal{H}_{S^1}^{\text{lat}}$ can be organized into flux sectors in a manner that parallels the decomposition of the closed TQFT Hilbert space (3.14):

$$\begin{aligned} \mathcal{H}_{S^1}^{\text{lattice}} &= \bigoplus_g \mathcal{H}_g^{\text{lattice}}, \quad g \in G \\ \mathcal{H}_g^{\text{lattice}} &\equiv \text{span}\{|h_1\rangle \otimes |h_2\rangle \cdots |h_N\rangle; \prod_i h_i = g\} \end{aligned} \quad (5.21)$$

¹⁹We could have defined \tilde{l} by just imposing (4.14) on the lattice. But we want to connect to the representation \tilde{l} that is used in the SPT literature. In order for the action of \tilde{l} to match with the regular representation, we need to define $|g\rangle_{\text{lat}}$ as in (5.18).

²⁰Here finite depth refers to the fact that the number of layers in the unitary is independent of the system size

On the lattice, the flux labels g are measured by the charges that generate the global symmetry of the SPT phase.

For example, when $G = \mathbb{Z}_2 \otimes \mathbb{Z}_2$, these charges are given by

$$(Q_1, Q_2), \quad Q_1 = \prod_{a=1}^{N-1} X_{2a-1}, \quad Q_2 = \prod_{a=1}^{2N} X_{2a} \quad (5.22)$$

These charges are the image under Δ of the symmetry operation α_g defined in (3.17), which forms the symmetry data of the closed $\mathbb{Z}_2 \otimes \mathbb{Z}_2$ -equivariant TQFT. Since the X basis $|h_i\rangle$ diagonalizes this symmetry, it is referred to as the *symmetry* basis in this context.

In its usual lattice formulation, the cluster state is viewed as the ground state of the cluster Hamiltonian

$$H = \sum_a Z_{a-1} X_a Z_{a+1} \quad (5.23)$$

which consists of a sum of stabilizers $Z_{a-1} X_a Z_{a+1}$. The charges Q_1 and Q_2 commute with H and therefore define a symmetry of the system. The sectors $\mathcal{H}_g^{\text{lattice}}$ do not mix under operators that commute with the symmetry; it is in this sense that they form “superselection” sectors. However, from the point of view of the physical lattice, where any operators are allowed, there are no superselection rules between flux sectors. Indeed we will see that MBQC implements quantum computations by manipulating the definition of these flux sectors.

6 Gauge symmetry from entanglement

In section 3, we motivated G-equivariant TQFT as the theory which arises upon coupling a matter TQFT to a background gauge field. However, the abstract formulation of this TQFT does not make reference to any local gauge symmetries. This formalism circumvents the usual gauge redundant, local degrees of freedom by working directly with the holonomy variables that label the twisted states $|V_g\rangle$. Formally, G-equivariant TQFT is just a Turaev algebra that describes the fusion of fluxes.

On the other hand, once we have mapped the TQFT Hilbert space into a code subspace on the lattice, we can define local gauge transformations on the extended Hilbert space that leaves the twisted states $|V_g\rangle_{\text{lat}}$ invariant. These are generated by stabilizers that characterize the entanglement structure of $|V_g\rangle_{\text{lat}}$. In addition to the Hilbert space definition, we will give an operational interpretation of this gauge symmetry as transformations that preserve the circuit simulation implemented by MBQC. From this definition, it will be manifest that in the context of MBQC, the entanglement holonomies defined in [1] are exactly the holonomies of a G-equivariant TQFT.

6.1 Gauge symmetry and stabilizer transformations

In our extended TQFT formulation of MBQC a gauge symmetry arises because the encoding map that embeds TQFT states into the extended Hilbert space is not surjective. This is because the co-product Δ always maps onto a subspace invariant under a combination of left/right edge mode symmetries. If we denote the co product acting on the i th block by

$$\Delta^i : \mathcal{H}_{\text{open}}^i \rightarrow \mathcal{H}_{\text{open}}^i \otimes \mathcal{H}_{\text{open}}^{i+1} \quad (6.1)$$

then this invariance is characterized by

$$l(h)_{i+1} r(h)_i \Delta^i = \Delta^i \quad (6.2)$$

This implies that the discretized TQFT states satisfy the constraints

$$l(h)_{i+1} r(h)_i |V_g\rangle_{\text{lat}} = |V_g\rangle_{\text{lat}}, \quad l(h)_{i+1} r(h)_i |A_{IJ}\rangle_{\text{lat}} = |A_{IJ}\rangle_{\text{lat}} \quad (6.3)$$

in the bulk of the chain. These constraints can be viewed as gauge constraints that generate *local* gauge transformations in the extended Hilbert space. They act on $\mathcal{H}_{\text{open}}^i \otimes \mathcal{H}_{\text{open}}^{i+1}$ according to

$$l(h)_{i+1} r(h)_i |g_i\rangle |g_{i+1}\rangle = b(h, g_{i+1}) b(g_i, h^{-1}) |g_i h^{-1}\rangle |h g_{i+1}\rangle, \quad (6.4)$$

Note that the phases in (6.4) are important because they make this local representation of G projective. To be explicit, lets consider $G = \mathbb{Z}_2 \otimes \mathbb{Z}_2$. Writing $l(h)$ and $r(h)$ in terms of single qubit Pauli operators shows that (6.4) are the stabilizer constraints of the cluster state.

$$Z_{a-1} X_a Z_{a+1} |V_g\rangle_{\text{lat}} = |V_g\rangle_{\text{lat}} \quad (6.5)$$

The presence of the X operator in the stabilizer is what makes these gauge transformations projective, and distinguishes them from the usual gauge transformations of lattice gauge theory. To highlight the difference with lattice gauge theory, we will refer to the transformations (6.4) as MBQC gauge symmetries.

6.2 Entanglement holonomy and deterministic MBQC

To understand the operational aspects of the MBQC gauge symmetry, it is useful to begin by formulating deterministic MBQC in the MPS language [22]. In our extended TQFT formalism, deterministic MBQC refers to a protocol for simulating a unitary gate V_g using a twisted state on the lattice:

$$|V_g\rangle_{\text{lat}} = \sum_{h_1, \dots, h_N \in \mathbb{Z}_2 \otimes \mathbb{Z}_2} \text{tr}(V_g A_{h_N} A_{h_{N-1}} \cdots A_{h_1}) |h_N\rangle \otimes |h_{N-1}\rangle \cdots |h_1\rangle \quad (6.6)$$

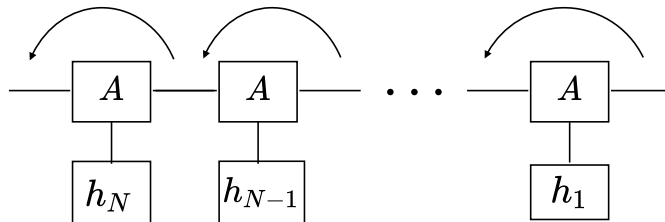


Figure 7: Each local measurement of the MPS describes the local parallel transport of a qubit between the edge Hilbert spaces

In deterministic MBQC, we measure each lattice site (or pairs of lattice sites in the case of the cluster state) in the symmetry basis $|h_i\rangle$, moving in sequential order down the chain. As we explained below equation (4.22), a measurement of a single block with outcome h_i produces a teleportation of the edge modes in \mathcal{V} given by the linear map A_{h_i} . According to [1], A_{h_i} should be viewed as a local parallel transport of the edge modes. More precisely, we identify h_i with a gauge connection on a principal G bundle over a circle, and A_{h_i} describes its action in the projective representation of G . Since each measurement outcome is random, this local parallel transport is also random. Due to this randomness, no information can be extracted from local measurements in any subregion of the circle.

To extract information from measurements of the twisted states $|V_g\rangle_{\text{lat}}$, we observe that they satisfy a global constraint which fixes the total parallel transport around the circle to be V_g - after all these are the fluxes that the states $|V_g\rangle_{\text{lat}}$ were meant to encode ! The constraint is manifest in the MPS wavefunction

$$\text{tr}(V_g A_{h_1} A_{h_2} \cdots A_{h_N}) = (\text{phase}) \text{tr}(V_g A_{h_1 \dots h_N}), \quad (6.7)$$

which vanishes unless

$$g = \prod_i h_i. \quad (6.8)$$

This implies that even though the local parallel transport A_{h_i} is random, the total parallel transport experienced by the logical qubit is:

$$\prod_i A_{h_i} = \pm V_g \quad (6.9)$$

Since there are no boundaries in the spatial geometry, this logical qubit has to annihilate itself upon being teleported in a closed loop: for a circuit model description of this process, we refer the reader to appendix A.1. Thus this “entanglement holonomy” associated to measurements along the symmetry basis coincides with the holonomy V_g assigned by the equivariant TQFT. Notice that the entanglement holonomy (6.9) is invariant under the action of the stabilizer transformations (6.4). This is obvious in the MPS notation when we apply the equivariant

transformation laws (4.19) and (4.18), which pushes the action of the gauge transformations (6.4) into the virtual space, where they correspond to acting with $V_h V_h^\dagger = 1$ on a virtual edge. Since the entanglement holonomy is exactly the MBQC circuit simulation, these are also the transformations that preserve MBQC.

The constraint (6.8) has an important consequence for the processing of information. Even though the individual measurement outcomes are completely random, information is encoded nonlocally in the total set of outcomes around the whole circle. For example, when $G = \mathbb{Z}_2 \otimes \mathbb{Z}_2$, there are two classical bits of information encoded in the quantity

$$g = \left(\sum_{a \text{ odd}} s_a, \sum_{a \text{ even}} s_a \right) \in \mathbb{Z}_2 \times \mathbb{Z}_2, \quad (6.10)$$

where $(-1)^{s_a}$, $a = 1, \dots, 2N$ labels the X eigenvalues of the qubits. This is a non local observable measured by the charges Q_i , $i = 1, 2$ of equation (5.22), and labels the different flux sectors on the circle. These fluxes are computed directly from the measurement outcomes and constitutes the computational output of deterministic MBQC. Following [2] we will refer to these fluxes as MBQC holonomies to distinguish them from the entanglement holonomies (6.9).

Finally, note that the X basis states corresponding to different measurement outcomes $\{s_a\}_{a=1, \dots, 2N}$ with the same computational output (6.10) are related by the gauge transformations (6.4). This is because the stabilizers $K_a = Z_{a-1} X_a Z_{a+1}$ flip an even number of spins on either the odd or even sublattice, so their effect on the measurement record is:

$$\begin{aligned} K_a : \quad & s_{a-1} \rightarrow s_{a-1} + 1 \\ & s_a \rightarrow s_a \\ & s_{a+1} \rightarrow s_{a+1} + 1 \end{aligned} \quad (6.11)$$

Thus, “pure gauge” fluctuations capture the random, local degrees of freedom that contain no information: they are the fluctuations that remain within a single superselection sector denoted by $\mathcal{H}_g^{\text{lattice}}$ in (7.21). On the other hand, the gauge invariant degrees of freedom carries quantum information that is non-locally encoded in the measurement outcomes. This provides an information theoretical interpretation of MBQC gauge symmetry, which will generalize to the probabilistic MBQC discussed below.

7 Probabilistic MBQC and measurement adaptations

In the previous section, we gave an operational definition of the gauge symmetry of deterministic MBQC. This involved measurements of a resource state in an SPT phase, using the symmetry basis. Below we will give a gauge theory formulation of the general MBQC protocol in which the qubits are measured in an adaptive basis, which enables the simulation of a general unitary gate.

7.1 Programming by state preparation

Following the discussion in section 3.3, we begin by explaining how to produce an arbitrary single qubit unitary $U = \sum_g c_g V_g$ using the same measurement protocol defined for deterministic MBQC, but applied to a modified, U -dependent resource state. This resource state arises via the encoding of the TQFT state $|U\rangle = \sum_g c_g |V_g\rangle$ (introduced in (3.26)) onto the lattice:

$$|U\rangle_{\text{lat}} \equiv \sum_g c_g |V_g\rangle_{\text{lat}} \quad (7.1)$$

$$\begin{aligned} &= \sum_{h_1, \dots, h_N \in \mathbb{Z}_2 \otimes \mathbb{Z}_2} \text{tr} \left(\left(\sum_g c_g V_g \right) A_{h_1} A_{h_2} \cdots A_{h_N} \right) |h_1\rangle \otimes |h_2\rangle \cdots |h_N\rangle \\ &= \sum_{h_1, \dots, h_N \in \mathbb{Z}_2 \otimes \mathbb{Z}_2} \text{tr} (U A_{h_1} A_{h_2} \cdots A_{h_N}) |h_1\rangle \otimes |h_2\rangle \cdots |h_N\rangle, \end{aligned} \quad (7.2)$$

Since $|U\rangle_{\text{lat}}$ does not belong to a single flux sector as defined in (7.21), single qubit measurements in the symmetry basis $|h_i\rangle$ will no longer give a definite computational output (6.10). Instead, each MBQC holonomy g will occur with a probability distribution given by

$$\begin{aligned} \text{Prob}(g) &= |\langle h_1| \otimes \langle h_2| \cdots \langle h_N| U \rangle_{\text{lat}}|^2 \text{ for states satisfying } \prod_i h_i = g \\ &= |c_g|^2 \end{aligned} \quad (7.3)$$

This defines the computational output, which is interpreted as simulation of

$$U = \sum_g c_g V_g \quad (7.4)$$

Notice that it is still true that the “pure gauge” fluctuations within each flux sector do not carry any information. However, in addition to these fluctuations, the state $|U\rangle_{\text{lat}}$ contains fluctuations that mixes the different sectors, and these fluctuations have non trivial information content that determines the unitary U .

7.2 Probabilistic MBQC and generalized MBQC fluxes

As discussed in section 3.3, rather than changing the resource state, MBQC provides a novel way to extract the computational output $|c_g|^2$ by measuring $|1\rangle_{\text{lat}}$ in a cleverly chosen product basis. We saw previously that the closed TQFT analogue (3.36) of this basis is obtained from fusion of $|V_g\rangle$ with $|U^\dagger\rangle$, which gives the states $|U^\dagger V_g\rangle$. Via our embedding map from the TQFT Hilbert space to the lattice, we can define an analogue of this fusion between $|U\rangle_{\text{lat}}$ and $|V_g\rangle_{\text{lat}}$. In the MPS description, this corresponds to just inserting an operator U before

closing the chain in the circle. This results in the U-rotated twisted states:

$$|U^\dagger V_g\rangle_{\text{lat}} \equiv \sum_{h_1, \dots, h_N} \text{tr}(U^\dagger V_g A_{h_1} A_{h_2} \cdots A_{h_N}) |h_1\rangle \otimes |h_2\rangle \cdots |h_N\rangle, \quad (7.5)$$

These form a $|G|$ dimensional basis of a U-dependent code subspace $\mathcal{H}_{\text{code}}(U) \subset \mathcal{H}_{S^1}^{\text{lattice}}$ that contains the resource state $|1\rangle_{\text{lat}}$.

Indeed we can check explicitly that

$$|1\rangle_{\text{lat}} = \sum_g c_g(U) |U^\dagger V_g\rangle_{\text{lat}}, \quad (7.6)$$

which is the lattice analogue of (3.33). (Below we will suppress the dependence of c_g on U)

To understand how this equation relates to MBQC, we must consider the following question: what single-qubit measurements of $|1\rangle_{\text{lat}}$ can be used to extract the probabilities $|c_g|^2$ for a general choice of U ? Notice that the states $|U^\dagger V_g\rangle_{\text{lat}}$ are as entangled as the cluster state itself, so they do not make a good choice for a simple measurement basis. Also, measurements in the symmetry basis $|h_i\rangle$ will no longer work, since this will return the computation output $(\sum_{a \text{ odd}} s_a, \sum_{a \text{ even}} s_a) = (0, 0)$ with probability 1.

The results of the seminal work [23] provides an answer to this question by defining a *temporally ordered* measurement basis which depends on the choice of circuit U being simulated. Earlier in section 2, we defined this basis for the case $G = \mathbb{Z}_2 \otimes \mathbb{Z}_2$ via the observables $O((-)^{q_i} \alpha_i)$ in (2.3). Explicitly, this measurement basis consists of temporally ordered spin states:

$$|\vec{q}, \vec{s}\rangle = |q_1, \mathbf{s}_1\rangle |q_2, \mathbf{s}_2\rangle \cdots |q_N, \mathbf{s}_N\rangle \quad (7.7)$$

where we used the bold font $\mathbf{s}_i = 0, 1$ to denote the spin pointing along an angle $(-)^{q_i} \alpha_i$ in the XY plane, and q_i are the adaptive parameters defined in (2.4). The rotation of the measurement angles enables the simulation of a general SU(2) gate, while the adaptations are needed to mitigate the randomness of the outcomes.

Reference states and group labels To understand the relation between the temporally ordered basis $|\vec{q}, \vec{s}\rangle$ and the basis $|U^\dagger V_g\rangle$ generating the code subspace, it is useful to assign group labels to $|\vec{q}, \vec{s}\rangle$. This was explained in [2], but since it is crucial in what follows, we will review the construction here. First let us consider the temporally ordered measurements of a single block of two qubits on a cluster state. Temporal order means that the measurement angle of the second qubit is flipped when ever the first qubit is measured to be in the state $\mathbf{s}_1 = 1$. For a general pair of outcomes $(\mathbf{s}_1, \mathbf{s}_2)$, this choice of measurements induces a transport of the edge mode given by [12]

$$A_{\mathbf{s}_1, \mathbf{s}_2}(\alpha_1, \alpha_2) = B_{\mathbf{s}_1, \mathbf{s}_2} U(\alpha_1, \alpha_2), \quad (7.8)$$

where U captures the desired local circuit simulation

$$U(\alpha_1, \alpha_2) \equiv A_{00}(\alpha_1, \alpha_2) = \exp\left(-i\frac{\alpha_2}{2}X\right) \exp\left(-i\frac{\alpha_1}{2}Z\right) \quad (7.9)$$

while the remaining operator is a random byproduct:

$$B_{\mathbf{s}_1 \mathbf{s}_2} = X^{\mathbf{s}_1} Z^{\mathbf{s}_2} \quad (7.10)$$

We can label the outcomes $(\mathbf{s}_1, \mathbf{s}_2)$ with group elements because the lattice representation (5.18) of $l(g)$ permutes these outcomes, as one can see from the commutation relations

$$\begin{aligned} X_i O(\alpha_i) &= O(-\alpha_i) X_i \\ Z_i O(\alpha_i) &= -O(\alpha_i) Z_i \end{aligned} \quad (7.11)$$

and the explicit representation of $l(g)$ in (5.17). In particular, the commutation relation of $O(\alpha_i)$ with X for non-zero α_i leads to the measurement adaptation of the second qubit. Thus, given a reference state $|0\rangle_{\alpha_1} |0\rangle_{\alpha_2}$, we can then define:

$$|\mathbf{h}\rangle \equiv l(\mathbf{h}) |0\rangle_{\alpha_1} |0\rangle_{\alpha_2} \quad (7.12)$$

This is the direct generalization of (5.18).

Circuit simulation in the temporally ordered basis In terms of the basis (7.12), the local circuit simulation can be expressed in MPS notation as [19] :

$$A_{\mathbf{h}} = \begin{array}{c} \text{---} \boxed{A} \text{---} \\ | \\ \boxed{\mathbf{h}} \end{array} = \begin{array}{c} \text{---} \boxed{B} \text{---} \boxed{A} \text{---} \\ | \\ \boxed{1} \end{array} = \text{---} \boxed{B} \text{---} \boxed{U} \text{---} \quad (7.13)$$

In the second equality we used (7.12) to write the measured state in terms of the action of $l(\mathbf{h})$ on the reference state $|1\rangle$, and then applied the identity (4.18) to push this operation to the left edge, where it becomes the by product operator (7.10). This gives a symmetry derivation of equation (7.8)

To obtain a general unitary we now have to combine multiple blocks together. If we simply combine N MPS tensor of the form (7.13), the circuit simulation we take the form

$$B_N U_N(\alpha_{2N}, \alpha_{2N-1}) B_{N-1} U_{N-1}(\alpha_{2N-2}, \alpha_{2N-3}) \cdots B_1 U_1(\alpha_2, \alpha_1)$$

So to obtain the desired unitary we need to commute the by-product operators pass the U 's to put them on the left. The propagation of these byproduct operators will flip the signs of the angles $\alpha_{2i}, \alpha_{2i-1}$ that determine each local unitary. The adaptation of measurement basis is designed to compensate for this these random sign flips. This is the origin of temporal order in MBQC, and it leads to a new feature in the choice of reference states: the choice of reference in each block must also be adapted based on previous blocks in the chain. These

temporally ordered reference states were defined in [2] and reviewed in the appendix²¹. The upshot is that with respect to this reference state, we can assign group labels to the temporally ordered basis:

$$|\vec{q}, \vec{s}\rangle = |\mathbf{h}_N\rangle_U |\mathbf{h}_{N-1}\rangle_U \cdots |\mathbf{h}_1\rangle_U, \mathbf{h}_i \in G, \quad (7.14)$$

where $|\mathbf{h}_i\rangle_U$ depends²² on $|\mathbf{h}_j\rangle_U$, $j < i$. Here the subscript U denotes the fact that the local measurement basis also depends on the circuit we want to simulate: for the case of $G = \mathbb{Z}_2 \otimes \mathbb{Z}_2$ this dependence arise in the angles α_i on the XY plane describing the measurement angles on each site.

The essential property of temporally ordered basis (7.14) is that it gives a change of basis that transforms the the entanglement holonomy $A_{g_N} A_{g_{N-1}} \cdots A_{g_1}$ with respect to the symmetry basis into

$$\begin{aligned} \mathbf{A}_{\mathbf{h}_N} \mathbf{A}_{\mathbf{h}_{N-1}} \cdots \mathbf{A}_{\mathbf{h}_1} &= \sum_{g_N, \dots, g_1} A_{g_N} A_{g_{N-1}} \cdots A_{g_1} \langle g_N | \cdots \langle g_1 | |\mathbf{h}_N\rangle_U \cdots |\mathbf{h}_1\rangle_U \\ &= B_{\mathbf{h}_N} \cdots B_{\mathbf{h}_1} U \end{aligned} \quad (7.15)$$

where $\langle g_1 | |\mathbf{h}_N\rangle_U \cdots |\mathbf{h}_1\rangle_U$ is the change of basis matrix. This entanglement holonomy can be employed to produce a circuit simulation as follows. In a cluster chain with open boundaries, an input qubit $|\Psi_0\rangle$ is prepared as an “initial” boundary condition for the MPS, so that measurements in the temporally ordered basis produces the edge state

$$|\Psi_{2N+1}\rangle = \mathbf{A}_{\mathbf{h}_N} \mathbf{A}_{\mathbf{h}_{N-1}} \cdots \mathbf{A}_{\mathbf{h}_1} |\Psi_0\rangle = B_{\mathbf{h}_N} \cdots B_{\mathbf{h}_1} U |\Psi_0\rangle \quad (7.16)$$

This is viewed as the implementation of a general unitary U on $|\Psi_0\rangle$, up to the random byproduct $B_{\mathbf{h}_N \cdots \mathbf{h}_1}$. To compensate for the effects of the byproduct, one combines the measurement outcome \mathbf{s}_{2N+1} of the final qubit $|\Psi_{2N+1}\rangle$ with the previous measurement outcomes into the computational output;

$$\mathbf{a} = \mathbf{s}_{2N+1} + \mathbf{s}_{2N-1} + \cdots + \mathbf{s}_1 \quad (7.17)$$

Measurement of this observable gives information about matrix elements of U via the relation

$$\text{Prob}(\mathbf{a}) = |\langle \mathbf{a} | U | \Psi_0 \rangle|^2 \quad (7.18)$$

²¹As explained in [2], these reference states are a choice of section for the MBQC gauge bundle. The novelty is that the choice of section itself must change according to the measurement outcomes. In this sense MBQC involves a quantum reference frame

²²notice that not just the group label, but the entire state at the i th block depends on the basis elements in the previous blocks.

This is because measuring the final qubit probes the overlap

$$\langle \mathbf{s}_{2N+1} | \Psi_{2N=1} \rangle = \langle \mathbf{s}_{2N+1} | B_{\mathbf{h}_N} \cdots B_{\mathbf{h}_1} U | \Psi_0 \rangle = \langle \mathbf{a} | U | \Psi_0 \rangle, \quad (7.19)$$

where in the last equality we observed that the effect of the byproduct operators on $\langle \mathbf{s}_{2N+1} |$ is to produce the state $\langle \mathbf{a} |$ (since each factor of Z in the byproduct flips the spin outcomes according to equation (7.11)).

Intuitively the string of random byproduct operators, act like a Wilson line and the final qubit acts like a charge that dresses this Wilson line to make a gauge invariant quantity. To make this intuition precise, we will define a notion of MBQC holonomies and gauge transformations on the lattice. This is particularly useful for MBQC on a circle where we tie ends of Matrix product state, in which case U is measured indirectly through MBQC flux measurements as we explain below ²³.

Circuit Simulation with MBQC flux In the temporarily ordered basis the MPS description of the cluster state is

$$\begin{aligned} |1\rangle_{\text{lat}} &\equiv \sum_{\mathbf{h}_1, \dots, \mathbf{h}_N \in \mathbb{Z}_2 \otimes \mathbb{Z}_2} \text{tr}(\mathbf{A}_{\mathbf{h}_N} \mathbf{A}_{\mathbf{h}_{N-1}} \cdots \mathbf{A}_{\mathbf{h}_1}) |\mathbf{h}_N\rangle_U \otimes |\mathbf{h}_{N-1}\rangle_U \cdots |\mathbf{h}_1\rangle_U \\ &= \sum_{\mathbf{h}_1, \dots, \mathbf{h}_N \in \mathbb{Z}_2 \otimes \mathbb{Z}_2} \text{tr}(B_{\mathbf{h}_N} B_{\mathbf{h}_{N-1}} \cdots B_{\mathbf{h}_1} U) |\mathbf{h}_N\rangle \otimes |\mathbf{h}_{N-1}\rangle \cdots |\mathbf{h}_1\rangle \end{aligned} \quad (7.20)$$

This expression is analogous to (7.2), with the byproduct operators now playing the role of the MPS tensors: indeed our extremely compact notation was designed to highlight this similarity. Here we would like to flesh out the analogy between by showing that (7.20) expresses the cluster state as a superposition of twisted states with definite *MBQC* flux.

Just as the symmetry basis can be divided into super-selection sectors corresponding to different G -flux, the temporarily ordered basis (7.14) also breaks up into superselection sectors. These are labelled by the MBQC flux defined by $g = \prod_i \mathbf{h}_i$

$$\begin{aligned} \mathcal{H}_{S^1}^{\text{lattice}} &= \bigoplus_g \mathcal{H}_g^{\text{lattice}}(U), \quad g \in G \\ \mathcal{H}_g^{\text{lattice}}(U) &\equiv \text{span}\{|\mathbf{h}_1\rangle_U \otimes |\mathbf{h}_2\rangle_U \cdots |\mathbf{h}_N\rangle_U; \prod_i \mathbf{h}_i = g\} \end{aligned} \quad (7.21)$$

The different sectors do not mix under operators that commute with the charge that measures the MBQC flux. As we show in appendix B.2, the temporarily ordered basis in each flux sector form an orbit under the action of generalized stabilizers (6.4). Moreover, as in deterministic MBQC, these stabilizers act as gauge transformations that preserve circuit simulation. Thus we see that the same lattice Hilbert space $\mathcal{H}_{S^1}^{\text{lattice}}$ admits different U -dependent decomposi-

²³The careful reader will note that there is a difference between the entanglement holonomy and the MBQC flux. This has to do with the fact that the entanglement holonomy is a physical transformation implemented on a qubit, while the MBQC flux is defined operationally in a way that is dependent on the conventions determined by a particular MBQC technician. These distinctions are explained in [2]

tions into flux sectors. This means that when an MBQC technician rotates his measurement apparatus in a manner specified by U and the temporal ordering, he is manipulating the flux decomposition of the Hilbert space.

This ability to rotate the flux sectors is what allows MBQC to implement the different circuit simulation on the same resource state. To see this go back to (7.6) and write the basis $|U^\dagger V_g\rangle_{\text{lat}}$ that generate the code subspace in term of the temporally ordered basis. This is obtained by plugging in the change of basis matrix in (7.15) in to equation (7.5)

$$|U^\dagger V_g\rangle_{\text{lat}} = \sum_{\mathbf{h}_1, \dots, \mathbf{h}_N \in \mathbb{Z}_2 \otimes \mathbb{Z}_2} \text{tr}(V_g B_{\mathbf{h}_1} B_{\mathbf{h}_2} \cdots B_{\mathbf{h}_N}) |\mathbf{h}_1\rangle_U \otimes |\mathbf{h}_2\rangle_U \cdots |\mathbf{h}_N\rangle_U. \quad (7.22)$$

Here the matrices $B_{\mathbf{h}}$ are the same as $V_{\mathbf{h}}$ in (7.5), but we have changed notation to highlight the relation to the byproducts in the MBQC protocol on a chain. This way of writing the MPS wavefunction for $|U^\dagger V_g\rangle_{\text{lat}}$ shows that they are states with definite entanglement holonomy V_g when measured in the temporal basis: this means that doing MBQC on them simulates V_g with probability 1. We can now write the expansion of the cluster state in (7.6) as

$$|1\rangle_{\text{lat}} = \sum_g \sum_{\mathbf{h}_1, \dots, \mathbf{h}_N} c_g(U) \text{tr}(V_g B_{\mathbf{h}_1} B_{\mathbf{h}_2} \cdots B_{\mathbf{h}_N}) |\mathbf{h}_N\rangle_U \otimes |\mathbf{h}_{N-1}\rangle_U \cdots |\mathbf{h}_1\rangle_U, \quad (7.23)$$

where we interpret the sum over g as a sum over MBQC flux sectors on the lattice. As described earlier, measuring this state in the basis $|h_i\rangle_U$ produces a simulation of U acting on a virtual qubit. However, instead of measuring this qubit directly, MBQC extracts information about U by measuring the probability of obtaining an MBQC flux g :

$$\text{prob}(g) \equiv \text{prob}\left(\prod_i \mathbf{h}_i\right), \text{ such that } \prod_i \mathbf{h}_i = g \quad (7.24)$$

This in turn determines the coefficients c_g which specifies U :

$$|c_g|^2(U) = \text{prob}(g) \quad (7.25)$$

As we emphasized before, the programming of the unitary U is achieved changing the MBQC flux sectors. Thus a fixed resource state can be used to achieve any circuit simulation. Indeed, as discussed in section 3, this works because the protocol for simulating U involves the measurement of a *relative* rotation between the flux of the resource state, and the flux of the twisted basis states. So we can perform the same circuit simulation by either rotate the resource state as in (7.2) or rotate the definition of the fluxes themselves as in (7.23).

8 Conclusion

In a topological gauge theory, the gauge invariant degrees of freedom are nonlocal: these are captured by holonomies. However, to couple the system to local probes, we need to introduce

a local field $A_\mu(x)$, which can couple to a local current via the interaction $A_\mu(x)J^\mu(x)$. The local description must have redundancies, and this is captured by a gauge symmetry.

From this point of view, topological gauge theory is naturally suited to describe quantum computation, which involves the processing of quantum information. Unlike classical information, quantum information can be non-locally supported on an entangled resource state. This information is captured by a non local variable, which we refer to as an entanglement holonomy. MBQC is a protocol which seeks to extract these entanglement holonomies via local measurements. Doing so requires the introduction of gauge symmetries, which capture the redundancy in the local description of the entanglement holonomy. These aspects of gauge theory are manifest in MBQC on a the cluster ring: To extract two bits of information from local measurements of the resource states, we must observe the correlations in the measurement outcomes along the entire ring. We have shown that these two bits of information correspond to a bona fide $\mathbb{Z}_2 \otimes \mathbb{Z}_2$ holonomy of a gauge theory. Moreover, different measurement outcomes which give the same holonomy are related by a gauge symmetry. Thus the measurement outcomes play the role of the gauge field $A_\mu(x)$. In this description, non gauge invariant observables are measurable, but they are random and contain no information. This gives a concrete realization of the ideas in [24].

Future directions In general, quantum information is composed of a mixture of local and non local elements [25]. A general gauge theory of quantum information should capture both types of information. It would be interesting to construct such a non-topological gauge theory to see if local gauge invariants will capture the local components of quantum information. Another follow up to our work pertains to MBQC in higher dimensions, where universal computation can be realized. As observed in [1], the higher dimensional protocol naturally involves junctions of Wilson lines. We will report on this in future work.

Acknowledgements

It's a pleasure to thank Bartek Czech, Robert Raussendorf for initial collaboration on this project. I was also like to thank Bartek Czech, Ho Tat Lam and Yale Fan for reading an early draft of this paper, and Kantoro Ohmori and Uri Kol for useful discussions. GW is supported by the Science and Technology Facilities Council grant ST/X000761/1. GW was also supported by Harvard CMSA and the Oxford Mathematical Institute.

A Super dense coding

Superdense coding is a protocol which allows Alice to send to Bob a single qubit from which he can extract two classical bits of information. The circuit is shown in figure 8

A.1 Generalization of super dense coding: teleportation in a closed loop

Our operational definition (6.10) of entanglement holonomy involved a sequence of measurements, each of which induces a local teleportation of a logical qubit associated with edge

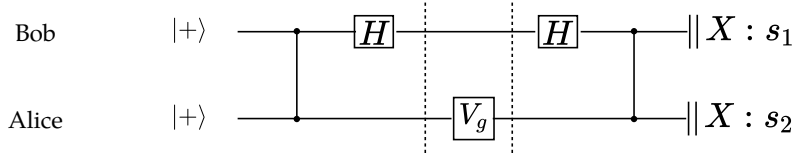


Figure 8: Circuit for superdense coding

modes living in \mathcal{V} . However, the reader might wonder what happens to this logical qubit when we make the final measurement in the sequence: how does this qubit “annihilate” itself? Here we explain the fate of this qubit by giving a circuit model description for teleportation in a closed loop. This is illustrated in figure 9, where we consider the simulation of the identity gate on a cluster state with 6 qubits. To obtain the circuit description, we

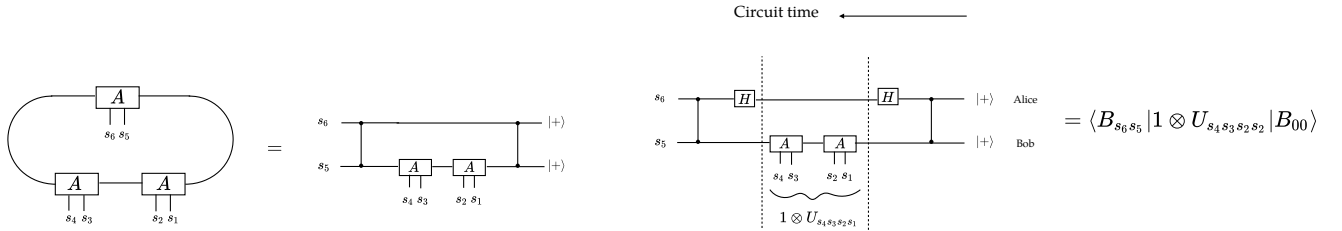


Figure 9: The left diagram shows the MPS description of the cluster state on a periodic lattice of 6 qubits, corresponding to a state $|1\rangle$ with identify flux. To see the corresponding circuit, we “open” one of the MPS tensors to reveal a circuit on two qubits initialized on $|+\rangle$. On the right, we interpret the same circuit as initializing a bell pair $|B_{00}\rangle$, which is subjected to unitary $1 \otimes U_{s_4 s_3 s_2 s_1}$, followed by a measurement in the bell basis $|B_{s_1 s_2}\rangle$

open up one of the three MPS tensors using the circuit description in 5.16. On the right of figure (9), we show how the measurement protocol described above effectively measures the amplitude $\langle B_{s_6 s_5} | 1 \otimes U_{s_4 s_3 s_2 s_1} | B_{00} \rangle$ for the following process:

1. a bell pair $|B_{00}\rangle$ is prepared by entangling two qubits A and B intialized in $|+\rangle$
2. The measurements of qubits 1-4 implements a random unitary $U_{s_4 s_3 s_2 s_1} \sim Z^{s_1 + s_3} X^{s_2 + s_4}$ on one member (say B) of the bell pair
3. A bell measurement is made on the resulting entangled pair which projects onto $|B_{s_6 s_5}\rangle$.

In the circuit model description, the final bell pair measurement is used to detect the unitary that was applied to qubit B , using qubit A as a “quantum” reference frame. In the circuit model description, the statement that the resource state $|V_g = 1\rangle$ has a definitely holonomy translates into the fact that

$$(s_5, s_6) = (s_1 + s_3, s_2 + s_4) \tag{A.1}$$

So that the last bell measurement determines the unitary implemented on the qubit:

$$U_{s_4 s_3 s_2 s_1} = Z^{s_5} X^{s_6} \quad (\text{A.2})$$

More generally, a nontrivial entanglement holonomy V_g means that this relation is offset to become

$$U_{s_4 s_3 s_2 s_1} V_g = Z^{s_5} X^{s_6} \quad (\text{A.3})$$

B Group labels for the temporally ordered measurement basis

B.1 Measurement adaptations by symmetry

Given a resource state described by the a G -equivariant TQFT, which corresponds to an SPT phase protected by G , the measurement adaptations in MBQC can be implemented by the the adjoint representation of G , which acts on the i th site as

$$u(g_i) = l(g_i) r(g_i) \quad (\text{B.1})$$

with $l(g_i), r(g_i)$ the representations of left and right multiplication described in the text. The operation $u(g)$ can be used to propagate the by products operators forward as show in the following figure:

$$\begin{array}{c} \text{---} \boxed{A} \text{---} \boxed{A} \text{---} \boxed{A} \text{---} \\ \text{---} \boxed{u(g)} \text{---} \boxed{u(g)} \text{---} \boxed{g} \text{---} \end{array} = \begin{array}{c} \text{---} \boxed{A} \text{---} \boxed{A} \text{---} \boxed{V_g} \text{---} \boxed{A} \text{---} \\ \text{---} \boxed{u(g)} \text{---} \boxed{u(g)} \text{---} \boxed{+\alpha_1 + \alpha_2} \text{---} \end{array} = \begin{array}{c} \boxed{V_g} \text{---} \boxed{A} \text{---} \boxed{A} \text{---} \boxed{A} \text{---} \\ \text{---} \text{---} \text{---} \boxed{+\alpha_1 + \alpha_2} \text{---} \end{array} \quad (\text{B.2})$$

The total cumulative action of the measurement adaptation on on the j^{th} block is:

$$\begin{aligned} u(g_{\prec j}) &= X^{s_{2j-3} + \dots + s_3 + s_1} \otimes X^{s_{2j-2} + \dots + s_4 + s_2} \\ g_{\prec j} &:= g_1 g_2 \dots g_{j-1} \end{aligned} \quad (\text{B.3})$$

This leads us to define an adapted reference basis given by :

$$u(g_{\prec j}) |+\alpha_{2j}\rangle \otimes |+\alpha_{2j-1}\rangle = |+_{((-)^{q_{2j}-s_{2j-1}} \alpha_{2j})}\rangle \otimes |+_{((-)^{q_{2j-1}} \alpha_{2j-1})}\rangle \quad (\text{B.4})$$

Relative to this reference state, the measurement basis at the j th block is:

$$|g_j\rangle = l(g_j) u(g_{\prec j}) |+\alpha_{2j}\rangle \otimes |+\alpha_{2j-1}\rangle \quad (\text{B.5})$$

In terms of the desired local unitary U_j the adapted basis, the MPS tensors take the form

$$A_{g_j} = V_{g_{\leftarrow i}} (V_{g_j} U_j) V_{g_{\leftarrow i}}^\dagger \quad (\text{B.6})$$

B.2 Stabilizers generate MBQC gauge transformations

We check explicitly that the stabilizers (6.4) preserve the MBQC holonomies by applying them to the basis (B.5):

$$\begin{aligned} l_{i-1}(g)r_i(g) |h_i\rangle_U |h_{i-1}\rangle_U &= r_i(g^{-1})l(h_i)u(h_{\leftarrow i}) |+\alpha_{2i}+\alpha_{2i-1}\rangle \otimes l_{i-1}(g) |h_{i-1}\rangle_U \\ &= l(h_i)r_i(g)u(h_{\leftarrow i}) |+\alpha_{2i}+\alpha_{2i-1}\rangle \otimes |gh_{i-1}\rangle_U \\ &= l(h_i g^{-1})r_i(g)u(h_{\leftarrow i} g^{-1}) |+\alpha_{2i}+\alpha_{2i-1}\rangle \otimes |gh_{i-1}\rangle_U \\ &= l(h_i g^{-1})u(h_{\leftarrow i}) |+\alpha_{2i}+\alpha_{2i-1}\rangle \otimes |h'_{i-1}\rangle_U \\ &= |h'_i\rangle_U |h'_{i-1}\rangle_U \end{aligned} \quad (\text{B.7})$$

, where $h'_i = h_i g^{-1}$ and $h'_{i-1} = gh_i$. We see that the total holonomy of the two affected sites are preserved, i.e. $h'_i h'_{i-1} = h_i h_{i-1}$.

References

- [1] B. Czech, L. Lamprou, and L. Susskind, “Entanglement Holonomies,” [arXiv:1807.04276 \[hep-th\]](#).
- [2] G. Wong, R. Raussendorf, and B. Czech, “The Gauge Theory of Measurement-Based Quantum Computation,” [arXiv:2207.10098 \[hep-th\]](#).
- [3] H. Casini, M. Huerta, R. C. Myers, and A. Yale, “Mutual information and the F-theorem,” *JHEP* **10** (2015) 003, [arXiv:1506.06195 \[hep-th\]](#).
- [4] W. Donnelly, “Entanglement entropy and nonabelian gauge symmetry,” *Class. Quant. Grav.* **31** no. 21, (2014) 214003, [arXiv:1406.7304 \[hep-th\]](#).
- [5] W. Donnelly, “Decomposition of entanglement entropy in lattice gauge theory,” *Phys.Rev.* **D85** (2012) 085004, [arXiv:1109.0036 \[hep-th\]](#).
- [6] W. Donnelly and A. C. Wall, “Entanglement entropy of electromagnetic edge modes,” *Phys. Rev. Lett.* **114** no. 11, (2015) 111603, [arXiv:1412.1895 \[hep-th\]](#).
- [7] W. Donnelly and A. C. Wall, “Geometric entropy and edge modes of the electromagnetic field,” [arXiv:1506.05792 \[hep-th\]](#).
- [8] G. Wong, “A note on the bulk interpretation of the Quantum Extremal Surface formula,” [arXiv:2212.03193 \[hep-th\]](#).
- [9] T. G. Mertens, J. Simón, and G. Wong, “A proposal for 3d quantum gravity and its bulk factorization,” *JHEP* **06** (2023) 134, [arXiv:2210.14196 \[hep-th\]](#).
- [10] M. S. Klinger and R. G. Leigh, “Crossed products, extended phase spaces and the resolution of entanglement singularities,” 2023.

- [11] K. Van Acoleyen, N. Bultinck, J. Haegeman, M. Marien, V. B. Scholz, and F. Verstraete, “The entanglement of distillation for gauge theories,” *Phys. Rev. Lett.* **117** no. 13, (2016) 131602, [arXiv:1511.04369 \[quant-ph\]](#).
- [12] R. Raussendorf and H. Briegel, “Computational model underlying the one-way quantum computer,” *Quant. Inf. Comput.* **2** no. 6, (2002) 443–486.
- [13] D. T. Stephen, D.-S. Wang, A. Prakash, T.-C. Wei, and R. Raussendorf, “Computational Power of Symmetry-Protected Topological Phases,” *Phys. Rev. Lett.* **119** no. 1, (2017) 010504, [arXiv:1611.08053 \[quant-ph\]](#).
- [14] G. W. Moore and G. Segal, “D-branes and K-theory in 2D topological field theory,” [arXiv:hep-th/0609042](#).
- [15] K. Shiozaki and S. Ryu, “Matrix product states and equivariant topological field theories for bosonic symmetry-protected topological phases in (1+1) dimensions,” *JHEP* **04** (2017) 100, [arXiv:1607.06504 \[cond-mat.str-el\]](#).
- [16] W. Donnelly and G. Wong, “Entanglement branes, modular flow, and extended topological quantum field theory,” *JHEP* **10** (2019) 016, [arXiv:1811.10785 \[hep-th\]](#).
- [17] S. Abramsky and B. Coecke, “A categorical semantics of quantum protocols,” [arXiv:quant-ph/0402130](#).
- [18] A. Kapustin, “Topological Field Theory, Higher Categories, and Their Applications,” in *International Congress of Mathematicians*. 4, 2010. [arXiv:1004.2307 \[math.QA\]](#).
- [19] D. V. Else, I. Schwarz, S. D. Bartlett, and A. C. Doherty, “Symmetry-protected phases for measurement-based quantum computation,” *Physical Review Letters* **108** no. 24, (June, 2012) . <http://dx.doi.org/10.1103/PhysRevLett.108.240505>.
- [20] C. Cheng, “A character theory for projective representations of finite groups,” *Linear Algebra and its Applications* **469** (2015) 230–242. <https://www.sciencedirect.com/science/article/pii/S0024379514007629>.
- [21] C. Cheng, “A character theory for projective representations of finite groups,” *Linear Algebra and its applications* **469** (2015) 230–242.
- [22] D. Gross, J. Eisert, N. Schuch, and D. Perez-Garcia, “Measurement-based quantum computation beyond the one-way model,” *Phys. Rev. A* **76** (Nov, 2007) 052315. <https://link.aps.org/doi/10.1103/PhysRevA.76.052315>.
- [23] R. Raussendorf and H. J. Briegel, “A one-way quantum computer,” *Phys. Rev. Lett.* **86** (May, 2001) 5188–5191. <https://link.aps.org/doi/10.1103/PhysRevLett.86.5188>.
- [24] C. Rovelli, “Why gauge?,” *Foundations of Physics* **44** no. 1, (Jan., 2014) 91–104. <http://dx.doi.org/10.1007/s10701-013-9768-7>.
- [25] M. Horodecki, P. Horodecki, R. Horodecki, J. Oppenheim, A. Sen(De), U. Sen, and B. Synak-Radtke, “Local versus nonlocal information in quantum-information theory: Formalism and phenomena,” *Physical Review A* **71** no. 6, (June, 2005) . <http://dx.doi.org/10.1103/PhysRevA.71.062307>.