

Slotted Aloha for Optical Wireless Communications in Internet of Underwater Things

Milica Petkovic,
Dejan Vukobratovic
University of Novi Sad
Faculty of Technical Sciences
Novi Sad, Serbia
{milica.petkovic, dejanv}@uns.ac.rs

Sotiris A. Tegos,
Panagiotis D. Diamantoulakis,
George K. Karagiannidis
Aristotle University of Thessaloniki
Thessaloniki, Greece
{tegosoti, padiaman, geokarag}@auth.gr

Čedomir Stefanović
Aalborg University
Department of Electronic Systems
Aalborg, Denmark
cs@es.aau.dk

Erdal Panayirci
Kadir Has University
Department of Electrical-Electronics Engineering
Cibali-Fatih,
Istanbul, Turkey
cs@es.aau.dk

Abstract—In this work, we design and analyse a Slotted ALOHA (SA) solution for Optical Wireless Communication (OWC)-based Internet of Underwater Things (IoUT). In the proposed system, user devices exchange data with an access point (AP) which exploits the capture effect. The space spanned by the IoUT nodes is three-dimensional, i.e., users are located in half-sphere centered at the AP placed at the bottom of a floating object at the water surface level. The analytical expressions for the system throughput and reliability expressed in terms of the outage probability are derived. Based on the simulated signal-to-noise-and-interference-ratio statistics and derived analytical expressions, we present numerical results that investigate the trade-off between the system performance and the IoUT system parameters, such as the number of users, activation probability and type of water medium. The presented conclusions provide valuable insights into the design of an SA-based solution for IoUT communications.

Index Terms—Internet of Underwater Things (IoUT), Optical Wireless Communications (OWC), Outage Probability, Random Access, Slotted ALOHA, Throughput.

I. INTRODUCTION

According to [1], the number of Internet of Things (IoT) connections are estimated to grow from 13.2 billion in 2022 to 34.27 in 2028. As a consequence, beyond-5G and 6G systems are faced with a challenge to guarantee a reliable connectivity with high energy- and spectral-efficiency for more extreme IoT connection densities [1]–[3]. In the past decades, the IoT has been extensively investigated and developed due to numerous applications in various domains, such as the smart cities [4],

This work has received funding from the European Union Horizon 2020 research and innovation programme under the grant agreement No 856967. This publication was based upon work from COST Action NEWFOCUS CA19111, supported by COST (European Cooperation in Science and Technology). This work was also supported by the Secretariat for Higher Education and Scientific Research of the Autonomous Province of Vojvodina through the project “Visible light technologies for indoor sensing, localization and communication in smart buildings” (142-451-2686/2021).

smart home [5], [6], healthcare [7], [8], industry (including smart transportation, smart energy, smart factory) [9], [10], and others [11].

Since about 70% of the Earth surface is covered by water, the IoT applications have been extended to the underwater environment, named Internet of Underwater Things (IoUT) [12], [13]. The IoUT framework, mostly deployed as a part of the Smart Ocean [14], represents a smart network of the intelligent, interconnected underwater objects, such as sensor nodes, autonomous underwater vehicles (AUV), boats, glider, divers, and similar. Unique characteristics of underwater medium result in the different design and model of IoUT compared to the classical land based IoT systems. Underwater acoustic communications have been mostly deployed as wireless technology within IoUT [15], but low data rate and limited bandwidth of acoustic waves is inadequate for supporting a large number of underwater devices while maintaining requirements of the next-generation networks.

As a promising solution to fulfill demands of the upcoming 6G systems, optical wireless communications (OWC) have received attention as a potential technology for IoUT [16]. The OWC based underwater communications are convenient for IoUT application due to low power consumption, low latency, high bandwidth, low cost and security [17]–[22]. Due to a massive population of IoT devices, the connectivity for short and sporadic data transmission has to be established in specific underwater environment. As IoUT transmission can be characterized by short packets and unpredictable device activity, random access protocols, such as Slotted ALOHA (SA) [23], have been often employed as a modern random access scheme in IoT system [24], [25]. To the best of our knowledge, the SA based OWC system in IoUT scenario was only analyzed in [26]. Authors in [26] focused on the PHY/MAC cross-layer framework, while performing the analysis of the SA based

OWC IoUT system performance, in terms of bit-error rate, success rate, delay and throughput.

The aim of the paper is to investigate the design an SA-based OWC system in IoUT scenario, and analyze the system reliability and throughput. The contribution of the paper is summarized as follows:

- We present a novel design of future OWC-based IoUT system, considering three-dimensional (3D) network configuration. The system considered in [26] also observes 3D setup, with the IoUT devices placed within a sphere centered at the access point (AP). Differently from [26], we consider a 3D system with IoUT devices located within a half-sphere centered at the AP. In our system, OWC AP is fixed to the bottom of a floating object on the water surface level (see Fig. 1).
- We consider uplink communication based on SA with capture effect, meaning that the OWC AP will try to decode the packet even if more than one user is active in a slot. The main goal of the proposed setup is to investigate how SA with capture affects the system reliability and throughput in the conditions of an underwater environment.
- Since collisions have been taken into account while determining the system performance, we provide the the signal-to-interference-and-noise (SINR) analysis of proposed system taking into account specific underwater medium. The simulated SINR statistics is utilized to analyze the overall system performance.
- We derive reception reliability of a randomly activated user in terms of outage probability, as well as the system throughput, by taking into account the interference contribution from other active users.
- The derived expressions are used to identify the trade-offs between the performance and the IoUT system parameters, which help us to obtain valuable insights for the design of an SA-based solution for an OWC based IoUT system.

The rest of the text is organized as follows. Section II presents the system model, while in Section III we provide the performance analysis. Numerical results are given in Section IV. Section V concludes the paper.

II. SYSTEM MODEL FOR SA-BASED OWC IOUT SCENARIO

We analyze an uplink communication scenario in an OWC based IoUT framework. A total of U OWC IoUT devices, equipped with OWC transmitters such as LEDs or laser diode, contend to access a common AP. IoUT devices are uniformly placed within a half-sphere with radius R , centered at OWC AP, which is located at the bottom of a floating object (glider, buoy, AUV, etc.) at the water surface (see Fig. 1).

The SA protocol is adopted as a random access policy for the uplink transmission using slots that accommodate a single packet transmission. Every IoUT device is active with a certain probability p_a in every slot (independently of the activity of other devices in the same slot). A fixed-length packet fitting

the slot is transmitted by a user if it is active in a corresponding slot. We adopt notation where the set of active users in a slot is denoted by \mathcal{U}_a , while $U_a = |\mathcal{U}_a|$ represents number of active users with $U_a \in [0, U]$, which is a random variable distributed according to binomial distribution $\mathcal{B}(U, p_a)$.

The OWC-based IoUT devices employ LED-based sources that operate in visible light or infra-red part of the spectrum. LED transmitters employ the intensity modulation with non-return-to-zero on-off keying scheme, while the OWC photodetector receiver, representing the OWC AP, performs direct detection (DD) of the received light intensity. All IoUT devices transmit with the same optical power denoted by P_t .

In a slot with U_a active users, the light intensity impinging the underwater OWC AP includes both the contribution of U_a active users and the background radiation noise. After optical-to-electrical conversion, with η denoting the conversion coefficient, the received signal is

$$y(t) = \sum_{i=1}^{U_a} P_t \eta h_i s_i(t) + n(t), \quad (1)$$

where $s_i(t)$, $i = 1, \dots, U_a$, is the signal transmitted by the active user u_i , and $h_i \geq 0$ represents the optical LoS gain from the i -th user to the AP. The Gaussian noise, comprised of background radiation and thermal noise and denoted by $n(t)$, is modeled as a zero-mean Gaussian random variable with variance $\sigma_n^2 = N_0 B$, where N_0 is the noise spectral density and B is the system bandwidth.

SA with Capture Effect: In a classical SA collision channel model, the transmitted packet will not be decoded if more than one user is active in a certain slot. One of the approaches to improve system performance of the SA scheme is to employ a receiver that exploits so called capture effect [23], [27]–[29], where the received packet may survive the collision and be correctly decoded even though more than one user is active in a corresponding slot. In our scenario, SA with capture model assumes that the underwater OWC AP receiver will attempt to decode the transmission despite the interference due to the other signals. For that reason, the received signal in (1) can

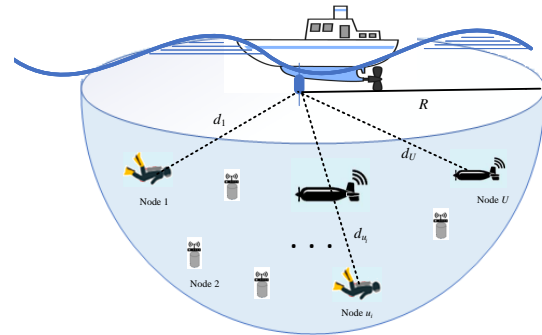


Fig. 1. OWC-based IoUT system model.

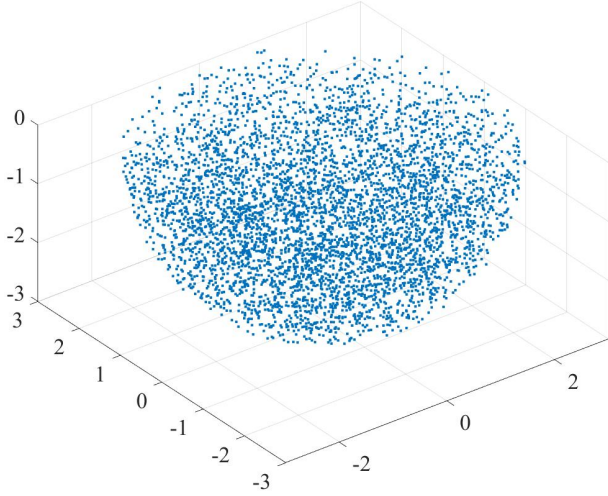


Fig. 2. Uniformly distributed sampled points in the half-sphere, $R = 3$ m.

be rewritten as

$$y(t) = P_t \eta h_1 s_1(t) + \sum_{i=2}^{U_a} P_t \eta h_i s_i(t) + n(t), \quad (2)$$

where $s_1(t)$ is the signal sent by a reference user and $h_1 \geq 0$ is the optical gain from the reference user to the AP. The interference contribution from all other active users except the reference one is determined by the summation term in (2). The instantaneous SINR for the reference user can be defined as

$$\text{SINR} = \frac{P_t^2 \eta^2 h_1^2}{\sum_{i=2}^{U_a} P_t^2 \eta^2 h_i^2 + \sigma_n^2} = \frac{\gamma_1}{\gamma_1 + 1}, \quad (3)$$

where

$$\gamma_1 = \frac{P_t^2 \eta^2 h_1^2}{\sigma_n^2}, \quad \gamma_I = \sum_{i=2}^{U_a} \gamma_i, \quad \gamma_i = \frac{P_t^2 \eta^2 h_i^2}{\sigma_n^2}. \quad (4)$$

SINR Statistics for the OWC-based IoUT: Propagation loss is determined by the channel attenuation due to absorption and scattering described by Beer Lambert's law [17]–[22], resulting in the optical channel gain determined as

$$h_i = \exp(-c(\lambda)d_i), \quad (5)$$

where d_i is the Euclidean distance between the device u_i and the OWC AP, while extinction coefficient $c(\lambda)$, dependent on the wavelength λ , represents the sum of the absorption and scattering coefficients

$$c(\lambda) = a(\lambda) + b(\lambda). \quad (6)$$

Coefficients $c(\lambda)$, $a(\lambda)$ and $b(\lambda)$ are dependent on water types and depths (see Table I and [17], [21], [22] for more details).

Recall that U devices are assumed to be positioned within a half-sphere of radius R (see Fig. 1). If the positions of users are sampled by a uniform distribution, we can generate N samples of points distributed within the half-sphere of radius R centred at the origin, i.e., the OWC AP. An example of simulated

TABLE I
VALUES OF THE CONTRIBUTION UNDERWATER ABSORPTION, SCATTERING, AND EXTINCTION COEFFICIENTS [17], [21], [22].

	$a(\lambda)$ in m^{-1}	$b(\lambda)$ in m^{-1}	$c(\lambda)$ in m^{-1}
Pure sea water	0.053	0.003	0.056
Clear ocean water	0.069	0.08	0.15
Coastal ocean water	0.088	0.216	0.305
Turbid harbor water	0.295	1.875	2.17

samples in MATLAB are presented in Fig. 2 considering $N = 10^4$ and $R = 3$ m. From sampled positions of IoT devices, we can easily determined distances d_i from all users and the AP, which can be further utilized to determine the optical channel gains h_i based on (5). Finally, after defining values of P_t , η , N_0 and B , the samples of h_i are used to obtain the corresponding values of SINR based on (3), which helps us to numerically determine the PDF $f_{\text{SINR}}(\gamma|U_a)$ and the CDF $F_{\text{SINR}}(\gamma|U_a)$ of SINR, both dependent on the number of active users U_a . Simulated statistical characterization of the overall SINR is further used in our work to derive the outage probability and throughput of the considered underwater OWC system.

III. PERFORMANCE ANALYSIS: SYSTEM RELIABILITY AND THROUGHPUT

A. Outage probability

The system reliability in terms of the outage probability can be determined by adopting the model that assumes the outage happens if the overall SINR falls below a predetermined threshold γ_{th} . For the system setup considered in this paper, by setting $\text{SINR} = \gamma$ which is dependent on the number of active users U_a , we can calculate the outage probability of the transmission from a randomly selected user (i.e., the reference user), as

$$P_{\text{out}}(U_a) = \mathbb{P}[\gamma < \gamma_{\text{th}} | U_a] = F_{\text{SINR}}(\gamma_{\text{th}} | U_a). \quad (7)$$

The unconditional outage probability can be determined as

$$P_{\text{out}} = \sum_{k=1}^U P_{\text{out}}(U_a = k) \mathbb{P}[U_a = k], \quad (8)$$

where $\mathbb{P}[U_a = k]$ for a Bernoulli arrival process is defined as

$$\mathbb{P}[U_a = k] = \binom{U}{k} p^k (1-p)^{U-k}, \quad k = 0, \dots, U. \quad (9)$$

The system reliability can be calculated as $P_R = 1 - P_{\text{out}}$.

B. Throughput for SA

The system throughput considering the effects of the noise and the interference among randomly activated users can be defined as

$$\begin{aligned} T &= 0 \cdot \mathbb{P}[U_a = 0] + \sum_{k=1}^U (1 - P_{\text{out}}(U_a = k)) \mathbb{P}[U_a = k] \\ &= (\mathbb{P}[U_a > 0] - P_{\text{out}}) = (1 - (1-p)^U - P_{\text{out}}), \end{aligned} \quad (10)$$

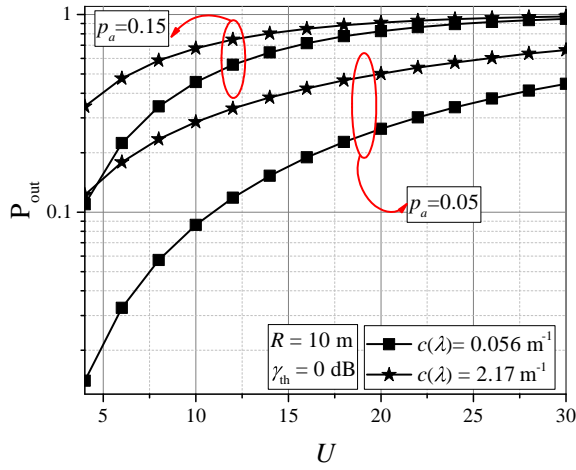


Fig. 3. Outage probability vs. U for different values of coefficient $c(\lambda)$.

where $\mathbb{P}[U_a > 0] = 1 - (1 - p_a)^U$ defines the probability that at least one user is active during the slot.

IV. NUMERICAL RESULTS AND DISCUSSION

In this section, we present numerical results obtained by Monte Carlo simulations and derived expressions (8) and (10) to provide basic insights for the OWC IoUT system design. The proposed scenario is analyzed by adopting the following values for the parameters: the conversion efficiency is $\eta = 0.8$, while the noise power spectral density is $N_0 = 10^{-21}$ W/Hz, and the system bandwidth is $B = 200$ kHz. The OWC capture threshold is $\gamma_{th} = 0$ dB and transmitted optical power is $P_t = 100$ mW. The values of the coefficient related to underwater channel conditions are given in Table I for different types of water.

Fig. 3 presents the outage probability dependence on the total number of IoUT devices located within the half-sphere of radius $R = 10$ m. Besides different water environment (pure sea and turbid harbor water), two values of activation probabilities are considered. Higher activation probability reflects in greater number of active users in a slot, which results in stronger interference contribution and greater probability of outage. Hence, higher p_a will lead to the deterioration of the system performance. As it is expected, higher $c(\lambda)$, meaning that turbidity in water is stronger, will cause the worse system performance. From Fig. 3 we can conclude that the effect of the type of water medium has stronger effect on P_{out} when the number of (active) users is lower, i.e., lower values of p_a and U .

Throughput dependence on the total number of IoUT devices U is shown in Fig. 4, for different values of p_a in pure sea and turbid harbor water mediums. In contrary to previous figure and the corresponding discussion for outage probability performance, throughput does not show monotone behavior when the number of total users increases. For example, for $c(\lambda) = 0.056$ m⁻¹, throughput is higher when $p_a = 0.15$ and $U < 11$. On the other hand, lower activation probability ($p_a = 0.05$) reflects in better throughput for $U > 11$. It is obvious that the maximal value of throughput exists for a

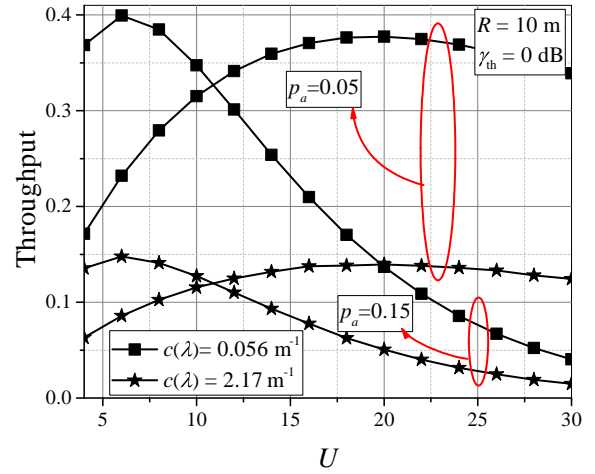


Fig. 4. Throughput vs. U for different values of underwater coefficient $c(\lambda)$.

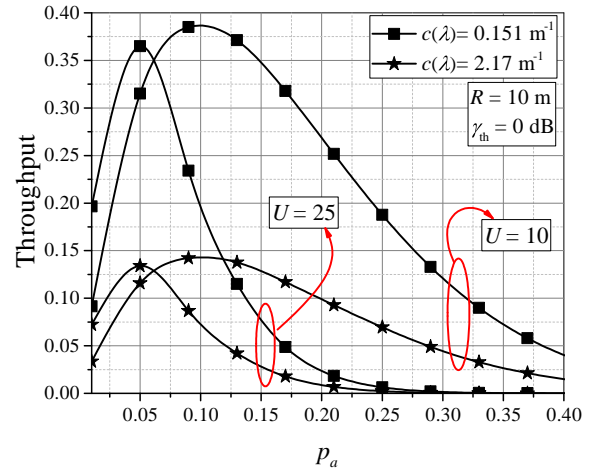


Fig. 5. Throughput vs. p_a for different values of underwater coefficient $c(\lambda)$.

certain number of active users, which will be further discussed next.

Throughput dependence on p_a is presented in Fig. 5 for different values of the total number of IoUT devices U in different water media. As previously stated, higher p_a and higher U imply more active users in a slot, which determines the overall SINR and has a direct effect on the potential of the capture. It can be observed that maximal value of throughput exists for an optimal value of p_a . After the maximum value is reached, the system throughput starts decreasing with a further lowering of p_a . The optimal value of p_a remains the same for different types of water conditions, but maximal value of throughput (as well as the overall throughput performance) will increase with less turbid water (lower $c(\lambda)$). On the other hand, the optimal value of p_a changes with different total number of users U , which can be also seen in Fig. 6. When the total number of users U in the system is higher, the optimal value of p_a that maximizes T gets lower.

Finally, we can conclude that the total number of underwater IoUT devices and the activation probability have crucial impact on the optimal system performance. Both parameters should be taken into consideration during the design of the

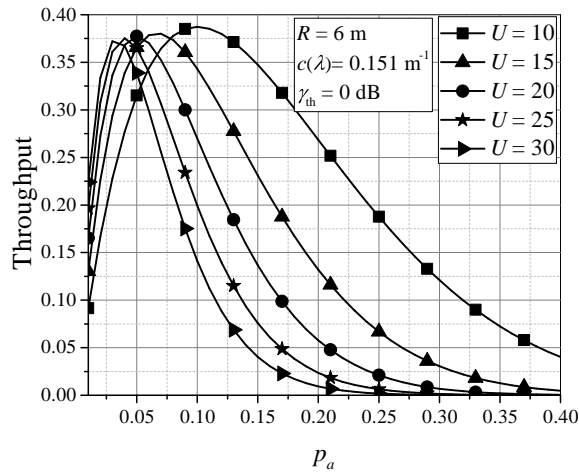


Fig. 6. Throughput vs. p_a for different number of IoT users U .

access protocol. For example, in a practical system scenario, the OWC AP can perform an estimation of the total number of users located in some half-sphere area below. Based on this estimate, the AP can decide which value of activation probability p_a will result in maximal throughput and forward that information to all the users of the IoUT system.

V. CONCLUSION AND FUTURE WORK

In this paper, we presented a design and analysis of the uplink of an OWC-based IoUT system. The considered setup is a novel 3D IoUT system model, where users are located within a half-sphere centered at the bottom of a floating object placed at the water surface. The proposed system employs a SA-based access scheme with the capture effect. Based on the simulated SINR statistics and derived analytical expressions for the outage probability and the overall throughput, numerical results are obtained and further analyzed to assess the system performance behavior depending on the system and channel parameters.

The presented numerical study suggests that the maximal throughput appears for a specific system load, i.e., the number of active users in a slot. Thus, the number of underwater IoT devices and value of p_a have an impact on the optimal system performance and should be taken into consideration during the design of the access protocol. Next steps of our work include the mathematical derivation of SINR statistics for 3D IoUT network, as well as additional effects of water medium attenuation, such as geometric loss and turbulence effect.

REFERENCES

- [1] <https://www.ericsson.com/en/reports-and-papers/mobility-report/dataforecasts/iot-connections-outlook>
- [2] H. Tataria, et al., "6G wireless systems: Vision, requirements, challenges, insights, and opportunities," *Proc. IEEE*, vol. 109, no. 7, July 2021.
- [3] N. H. Mahmood, et al., "White paper on critical and massive machine type communication towards 6G," arXiv preprint arXiv:2004.14146.
- [4] A. S. Syed, D. Sierra-Sosa, A. Kumar, and A. Elmaghraby, "IoT in smart cities: A survey of technologies, practices and challenges," *Smart Cities*, vol. 4, no. 2, pp. 429-475, Mar. 2021.
- [5] H. Touqeer, S. Zaman, R. Amin, M. Hussain, F. Al-Turjman, and M. Bilal, "Smart home security: challenges, issues and solutions at different IoT layers," *J. Supercomput.*, vol. 77, no. 12, 2021.

- [6] C. Lu, "Context-aware service provisioning via agentized and reconfigurable multimodel cooperation for real-life IoT-enabled smart home systems," *IEEE Trans. Syst. Man Cybern. Syst.*, vol. 50, no. 8, pp. 2914-2925, Aug. 2020.
- [7] F. Nausheen and S. H. Begum, "Healthcare IoT: Benefits, vulnerabilities and solutions," in *Proc. 2018 2nd International Conference on Inventive Systems and Control (ICISC)*, Coimbatore, India, 2018, pp. 517-522.
- [8] H. Nguyen, F. Mirza, M. Naeem, and M. Nguyen, "A review on IoT healthcare monitoring applications and a vision for transforming sensor data into real-time clinical feedback," in *Proc. CSCWD 2017*, Wellington, New Zealand, April. 2017, pp. 257-262.
- [9] B. S. Khan, S. Jangsher, A. Ahmed, and A. Al-Dweik, "URLLC and eMBB in 5G Industrial IoT: A Survey," *IEEE Open J. Commun. Soc.*, vol. 3, pp. 1134-1163, July 2022.
- [10] Y. Wu, H.-N. Dai, H. Wang, Z. Xiong and S. Guo, "A survey of intelligent network slicing management for industrial IoT: Integrated approaches for smart transportation, smart energy, and smart factory," *IEEE Commun. Surv. Tutor.*, vol. 24, no. 2, pp. 1175-1211, 2022.
- [11] D. C. Nguyen, et al., "6G Internet of Things: A comprehensive survey," *IEEE Internet Things J.*, vol. 9, no. 1, pp. 359-383, Jan. 2022.
- [12] R. A. Khalil, N. Saeed, M. I. Babar, and T. Jan, "Toward the Internet of Underwater Things: Recent developments and future challenges," *IEEE Consum. Electron. Mag.*, vol. 10, no. 6, pp. 32-37, Nov. 2021.
- [13] M. C. Domingo, "An overview of the internet of underwater things," *J. Netw. Comput.*, vol. 35, no. 6, pp. 1879-1890, Nov. 2012.
- [14] T. Qiu, Z. Zhao, T. Zhang, C. Chen, and C. L. P. Chen, "Underwater Internet of Things in smart ocean: System architecture and open issues," *IEEE Trans. Industr. Inform.*, vol. 16, no. 7, pp. 4297-4307, July 2020.
- [15] M. Chitre, S. Shahabudeen, L. Freitag, and M. Stojanovic, "Recent advances in underwater acoustic communications & networking," in *Proc. OCEANS 2008*, Quebec City, QC, Canada, 2008, pp. 1-10.
- [16] Y. Guo, et al., "Current trend in Optical Internet of Underwater Things," *IEEE Photonics J.*, vol. 14, no. 5, pp. 1-14, Oct. 2022.
- [17] M. F. Ali, D. N. K. Jayakody and Y. Li, "Recent trends in Underwater Visible Light Communication (UVLC) systems," *IEEE Access*, vol. 10, pp. 22169-22225, Feb. 2022.
- [18] N. Saeed, A. Celik, T. Y. Al-Naffouri, M. S. Alouini, "Underwater optical wireless communications, networking, and localization: A survey," *Ad Hoc Networks*, vol. 94, Nov. 2019.
- [19] M. Elamassie, F. Miramirkhani and M. Uysal, "Channel modeling and performance characterization of Underwater Visible Light Communications," in *Proc. ICC Workshops 2018*, July 2018.
- [20] S. Arnon, "Underwater optical wireless communication network," *Opt. Eng.*, vol. 49, no. 1, Jan. 2010.
- [21] H. Kaushal and G. Kaddoum, "Underwater Optical Wireless Communication," *IEEE Access*, vol. 4, pp. 1518-1547, Apr. 2016.
- [22] F. Hanson and S. Radic, "High bandwidth Underwater Optical Communication," *Appl. Opt.*, vol. 47, no. 2, pp. 277-283, 2008.
- [23] L. G. Roberts, "ALOHA packet system with and without slots and capture," *ACM SIGCOMM Comput. Commun. Rev.*, vol. 5, no. 2, pp. 28-42, 1975.
- [24] F. Clazzer, A. Munari, G. Liva, F. Lazaro, C. Stefanovic, and P. Popovski, "From 5G to 6G: Has the time for modern random access come?" in *Proc. 1st 6G summit*, Levi, Finland, Mar. 2019.
- [25] S. A. Tegos, P. D. Diamantoulakis, A. S. Lioumpas, P. G. Sarigiannidis, and G. K. Karagiannidis, "Slotted ALOHA with NOMA for the next generation IoT," *IEEE Trans. Commun.*, vol. 68, no. 10, pp. 6289-6301, Oct. 2020.
- [26] C. T. Nguyen, M. T. Nguyen, and V. V. Mai, "Underwater optical wireless communication-based IoUT networks: MAC performance analysis and improvement," *Opt. Switch. Netw.*, vol. 37, May 2020.
- [27] M. Petkovic, T. Devaja, D. Vukobratovic, F. J. Escribano, and Č. Stefanović, "Reliability analysis of slotted aloha with capture for an OWC-based IoT system," in *Proc. ISWCS 2021*, Berlin, Germany, Sept. 2021.
- [28] T. Devaja, M. Petkovic, F. J. Escribano, Č. Stefanović, and D. Vukobratovic, "Slotted aloha with capture for OWC-based IoT: Design and analysis in Finite Block-Length regime," <https://arxiv.org/pdf/2205.02546.pdf>, 2022.
- [29] A. Zanella and M. Zorzi, "Theoretical Analysis of the Capture Probability in Wireless Systems with Multiple Packet Reception Capabilities," *IEEE Trans. Commun.*, vol. 60, no. 4, pp. 1058-1071, Apr. 2012.