

# Every atom-atom map can be explained by electron pushing diagrams\*

Christoph Flamm

*Department of Theoretical Chemistry, University of Vienna, Währingerstraße 17, A-1090  
Wien, Austria*

Stefan Müller

*Faculty of Mathematics, University of Vienna, Oskar-Morgenstern-Platz 1, A-1090 Wien,  
Austria*

Peter F. Stadler

*Bioinformatics Group, Department of Computer Science & Interdisciplinary Center for  
Bioinformatics & Center for Scalable Data Analytics and Artificial Intelligence  
Dresden/Leipzig & School of Embedded Composite Artificial Intelligence, Leipzig  
University, Härtelstraße 16–18, D-04107 Leipzig, Germany; Max Planck Institute for  
Mathematics in the Sciences, Inselstraße 22, D-04103 Leipzig, Germany; Department of  
Theoretical Chemistry, University of Vienna, Währingerstraße 17, A-1090 Wien, Austria;  
Facultad de Ciencias, Universidad Nacional de Colombia; Bogotá, Colombia; Santa Fe  
Institute, 1399 Hyde Park Rd., Santa Fe NM 87501, USA*

---

## Abstract

Chemical reactions can be understood as transformations of multigraphs (molecules) that preserve vertex labels (atoms) and degrees (sums of bonding and non-bonding electrons), thereby implying the atom-atom map of a reaction. The corresponding reaction mechanism is often described by an electron pushing diagram that explains the transformation by consecutive local relocations of individual edges (electron pairs). Here, we show that every degree-preserving map between multigraphs, and thus every atom-atom map, can be generated by cyclic electron pushing. Moreover, it is always possible to decompose such an explanation into electron pushing diagrams involving only four electron pairs. This in turn implies that every reaction can be decomposed into a sequence of elementary reactions that involve at most two educt molecules and two product molecules. Hence, the requirement of a mechanistic explanation in terms of electron pushing and small imaginary

transition states does not impose a combinatorial constraint on the feasibility of hypothetical chemical reactions.

*Keywords:* Chemical Reaction Networks; Graph Transformations; Reaction Mechanisms;

## 1 Introduction

Chemical reaction networks can be viewed abstractly as directed hypergraphs with compounds as vertices and reactions as directed hyperedges. However, not every directed hypergraph has a chemical interpretation. In particular, the conservation of atoms and thus mass implies non-trivial constraints. Most importantly, they ensure the existence of atom-atom maps that guarantee that reactions can be written as re-assignments of bonds [15]. Here, we ask whether there are constraints on chemically feasibly atom-atom maps that derive from the concept of electron pushing diagrams, a low-level mechanistic description of chemical reactions as stepwise local relocations of electron pairs. We shall see that this is not the case: at least mathematically, every atom-atom map admits such a low-level mechanistic explanation.

A structural formula represents a chemical species as a (connected) graph, whose vertices are labeled by atom types and edges refer to chemical bonds. *Lewis formulas* [13] are equivalent to vertex-labeled multigraphs in which each bonding electron pair is represented as an individual edge, and each non-bonding electron pair as a loop. The electron pair of a bond is considered to be divided up between the two atoms that it connects, while a non-bonding pair is localized at a single atom. This representation of molecules agrees with the matrix formalism of Dugundji & Ugi [3]. Since the number of electrons in the outer shell is usually preserved, the atom type defines the degree of a vertex in the multigraph, matching Frankland’s “atomicity” and conforming to the IUPAC term “valency” [14].

When molecules are modeled as Lewis formulas, chemical reaction mechanisms can be described as *electron pushing diagrams* (EPD) [12]. Their simplest form describes the movement of electrons in terms of stepwise local movements of electron pairs. In terms of conventional chemical notation, this amounts to considering only “curved arrows” in the conventional chemical notation [1]. The elementary step in an EPD is the replacement of an electron pair (edge)  $xy$  by an electron pair (edge)  $yz$ . Of course, we require  $x \neq z$  since otherwise no change in the molecule would have incurred. However, we may have either  $x = y$  or  $y = z$ , corresponding to transitions that convert a non-bonding to a bonding electron pair or *vice versa*. Since this operation increases the degree at  $z$  and (decreases the degree at  $x$ ), an electron pair at  $z$  needs to move in the next step in order to re-establish valency at  $z$ . This process progresses until the degree deficit at  $x$  is eventually compensated, see Fig. 1. The reaction therefore can be understood as a cyclic sequence of alternating steps of deleting and inserting consecutive edges in the molecular graph. By construction, the application of an EPD preserves the number of electrons at each atom, i.e., the vertex degree.

In a non-mechanistic setting, chemical reactions are modeled in terms of their atom-atom maps (AAM), i.e., the one-to-one correspondence of atoms in the educt (reactant) multigraph and the product multigraph. The AAM implicitly describes the net change

---

*E-mail addresses:* xtof@tbi.univie.ac.at (Christoph Flamm), st.mueller@univie.ac.at (Stefan Müller), studla@bioinf.uni-leipzig.de (Peter F. Stadler)

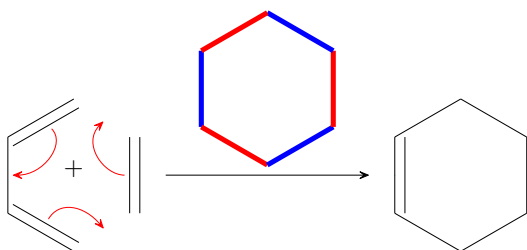


Figure 1: Electron pushing representation of a Diels-Alder reaction. Above the reaction arrow, the difference or Imaginary Transition State (ITS) graph  $\Delta$  is shown with blue edges for  $\sigma(e) = +1$  and red edges for  $\sigma(e) = -1$ . Tails and heads of electron pushing arrows translate to red and blue edges in the ITS, respectively.

of bonds between educts and products. In the terminology of chemical reaction network theory, the educt and product graphs  $G$  and  $H$  correspond to *complexes* [11], and their connected components are the educt and product molecules. AAMs thus are fine-grained descriptions of the (directed) edges in the complex-reaction graph. The net effect of a chemical reaction is captured by a “difference multigraph” in which bond orders are recorded. In essence, this graph is a graph-theoretic version of the R-matrix in the formalism of Dugundji and Ugi [3] and can be seen as variation of the Imaginary Transition State (ITS) graph [6] and Condensed Graph of a Reaction (CGR) [10], from which it differs only by the use of signed multiple edges instead of specific edge-labels.

The application of an EPD to an educt multigraph  $G$  produces a multigraph  $H$  on the same vertex set  $V$ , and the corresponding AAM is the identity on  $V = V(G) = V(H)$ . Since every push (movement of an electron pair) is eventually compensated, the EPD model of a reaction preserve the degree (valency) at each vertex. In this contribution we ask whether the converse is also true: Is there always a sequence of EPDs that explains a given degree-preserving AAM? Indeed, we shall show that the difference multigraph of a degree-preserving AAM can always be explained by a set of disjoint EPDs.

## 2 Mathematical Preliminaries

Let  $G = (V, E)$  be a finite undirected multigraph and denote by  $\mathcal{C}(G)$  its connected components. We consider the elements of  $E$  as distinct; nevertheless, we will write “an edge  $xy$ ” to mean an “element  $e \in E$  incident to  $x, y \in V$ ”. For a pair of vertices  $x, y \in V$  we define  $m(x, y) = m(y, x)$  as the number of edges connecting  $x$  and  $y$ . In particular,  $m(x, y) = 0$  if  $x$  and  $y$  are not adjacent. Similarly,  $m(x, x)$  denotes the multiplicity of loops at vertex  $x$ . Thus  $m(x, x) = 0$  if there is not loop at  $x \in V$ . A simple graph is a multigraph without loops and multiple edges, i.e.,  $m(x, x) = 0$  and  $m(x, y) \in \{0, 1\}$  for all  $x \neq y$ . Following the usual convention for multigraphs, the degree of a vertex is defined as

$$\deg(x) := \sum_{y \in V \setminus \{x\}} m(x, y) + 2m(x, x). \quad (2.1)$$

Loops count twice because both of their endpoints are incident with  $x$ . Chemically, we can interpret  $m(x, y)$  with  $x \neq y$  as the bond order, while  $m(x, x)$  denotes the number of non-bonding electron pairs at  $x$ . Thus, the degree  $\deg(x)$  describes the number of electrons at an atom, which will consider to be a constant.

Lewis formulas have vertex labels designating the atom type and atom-atom maps

(AAM) are defined as label-preserving bijections  $\alpha: V(G) \rightarrow V(H)$  between two Lewis formulas  $G$  and  $H$ . For the following mathematical results, however, the labels themselves are not relevant. We will only make use of the fact that the total number of electrons in the outer shell of atom is considered to be fixed and thus reactions preserve the vertex degree. Instead of atom-atom maps, we therefore consider degree-preserving bijections  $\alpha: V(G) \rightarrow V(H)$  such that  $\deg_H(\alpha(x)) = \deg_G(x)$  for all  $x \in V(G) = V(H)$ .

Our key construction is a graph-theoretical reformulation of the R-matrix in the theory of Dugundji & Ugi [3]:

**Definition 2.1.** Let  $G$  and  $H$  be multigraphs and  $\alpha: V(G) \rightarrow V(H)$  be a degree-preserving bijection. Moreover, for vertices  $x$  and  $y$ , let  $\delta(x, y) = m_H(\alpha(x), \alpha(y)) - m_G(x, y)$ ,  $m(x, y) := |\delta(x, y)|$ , and  $\sigma(x, y) := \text{sgn}(\delta(x, y))$ , where  $\text{sgn}: \mathbb{R} \rightarrow \{-1, 0, +1\}$  is the sign function. Then, the *difference multigraph*  $\Delta(G, H, \alpha)$  has vertex set  $V = V(G) = V(H)$  and  $m(x, y) := |\delta(x, y)|$  edges connecting  $x$  and  $y$ . An edge  $xy$  is labeled by  $\sigma(x, y)$ .

In particular,  $\Delta(G, H, \alpha)$  contains no edge between  $x$  and  $y$  if the multiplicity of the edges between two vertices  $x$  and  $y$  in  $G$  coincides with the multiplicity of the edges between the images  $\alpha(x)$  and  $\alpha(y)$  in  $H$ . The difference multigraph describes the net change of bond orders that result from the chemical reaction  $\mathfrak{C}(G) \rightarrow \mathfrak{C}(H)$ . The multiplicities in  $G$ ,  $H$ , and  $\Delta := \Delta(G, H, \alpha)$  satisfy

$$m_H(\alpha(x), \alpha(y)) - m_G(x, y) = \sigma_\Delta(x, y) \cdot m_\Delta(x, y), \quad (2.2)$$

for all  $x, y$ . We note that setting  $B_{xy} := m_G(x, y)$ ,  $E_{xy} := m_H(\alpha(x), \alpha(y))$ , and  $R_{xy} := \sigma_\Delta(x, y) \cdot m_\Delta(x, y)$  recovers the representation of a reaction as  $B + R = E$  in [3].

In the following, it will be useful to count the increasing and decreasing bond orders separately. To this end we introduce

$$d'_+(x) := \sum_{\substack{y \neq x \\ \sigma(x, y) = +1}} m_\Delta(x, y) \quad \text{and} \quad d'_-(x) := \sum_{\substack{y \neq x \\ \sigma(x, y) = -1}} m_\Delta(x, y). \quad (2.3)$$

To account also for the loops, we introduce

$$d_+(x) := \begin{cases} d'_+(x) & \text{if } \sigma_\Delta(x, x) \leq 0 \\ d'_+(x) + 2m_\Delta(x, x) & \text{if } \sigma_\Delta(x, x) > 0, \end{cases} \quad (2.4)$$

$$d_-(x) := \begin{cases} d'_-(x) & \text{if } \sigma_\Delta(x, x) \geq 0 \\ d'_-(x) + 2m_\Delta(x, x) & \text{if } \sigma_\Delta(x, x) < 0. \end{cases}$$

We first state a simple property of difference graphs:

**Lemma 2.2.** *Every difference graph  $\Delta$  satisfies  $d_+(x) = d_-(x)$  for all  $x \in V$ , and hence  $\deg_\Delta(x)$  is always even.*

*Proof.* Since  $\alpha$  is a degree-preserving bijection, we have  $\deg_G(x) - \deg_H(\alpha(x)) = 0$  and

thus

$$\begin{aligned}
0 &= \sum_{y \in V \setminus \{x\}} m(\alpha(x), \alpha(y)) - m(x, y) + 2(m(\alpha(x), \alpha(x)) - m(x, x)) \\
&= \sum_{y \in V \setminus \{x\}} \sigma_{\Delta}(x, y) \cdot m_{\Delta}(x, y) + 2\sigma_{\Delta}(x, x) \cdot m_{\Delta}(x, x) \\
&= d'_+(x) - d'_-(x) + 2\sigma_{\Delta}(x, x) \cdot m_{\Delta}(x, x),
\end{aligned}$$

where we separate the positive and negative edges in the sum. If  $d'_+(x) > d'_-(x)$ , then  $\sigma_{\Delta}(x, x) = -1$  and further  $d_+(x) = d'_+(x)$  and  $d_-(x) = d'_-(x) + 2m_{\Delta}(x, x)$ , which yields  $d_+(x) = d_-(x)$ . An analogous argument applies if  $d'_+(x) < d'_-(x)$ . Finally, if  $d'_+(x) = d'_-(x)$ , then  $m_{\Delta}(x, x) = 0$ . Taken together, we always have  $d_+(x) = d_-(x)$ . Moreover,  $\deg_{\Delta}(x) = d_+(x) + d_-(x) = 2d_+(x)$ , and hence  $\deg_{\Delta}(x)$  is even.  $\square$

We define a *walk* on a multigraph as a sequence of distinct edges such that any two successive edges in the sequence share a vertex. A walk on a multigraph with sign function  $\sigma: E \rightarrow \{+1, -1\}$  is *alternating* if consecutive edges have opposite signs, i.e.,  $\sigma(e_k) \cdot \sigma(e_{k+1}) = -1$  for all  $k \pmod n$ .

### 3 Existence of Alternating Closed Walks

In order to investigate the difference multigraph in some more detail, it will be useful to consider an equivalent simple graph.

**Definition 3.1.** For every signed multigraph  $\Delta$  denote by  $A(\Delta)$  the simple graph obtained by subdividing each edge of  $\Delta$  by the insertion of two *subdivision vertices*. All other vertices of  $A(\Delta)$  will be referred to as  $\Delta$ -vertices. The sign  $\sigma(e')$  of an edge in  $A(\Delta)$  that is incident to a  $\Delta$ -vertex equals the sign  $\sigma(e)$  of the edge from which  $e'$  derives by subdivision. The sign  $\sigma(e'')$  of an edge  $e''$  connecting two subdivision vertices is the opposite of the edge from which it derives, i.e.,  $\sigma(e'') = -\sigma(e)$ .

In other words, each edge  $e$  in  $\Delta$  is replaced by a path  $P_3(e)$  of length 3 in  $A(\Delta)$ . Moreover, the two terminal edges of  $P_3(e)$  are labeled with  $\sigma(e)$ , while the middle edge of  $P_3(e)$  is assigned  $-\sigma(e)$ , see Fig. 2 for an illustration.

**Lemma 3.2.** *Let  $\Delta$  be a signed multigraph. If  $W^*$  is a closed walk in  $A(\Delta)$  then there is uniquely defined closed walk  $W$  in  $\Delta$  such that  $W^*$  is obtained from  $W$  by replacing each edge  $e \in W$  by the path  $P_3(e)$ . Moreover, if  $W^*$  is alternating, then  $W$  is also alternating.*

*Proof.* First we note that the edge set of  $A(\Delta)$  can be partitioned into the edge sets of  $P_3(e)$  for  $e \in E(\Delta)$ . Furthermore, since the subdivision vertices have degree two in  $A(\Delta)$ , we have either  $P_3(e) \subseteq W^*$  or  $P_3(e) \cap W^* = \emptyset$  (with sequences treated as sets). Since  $P_3(e)$  is incident with  $\Delta$ -vertex  $x$  in  $A(\Delta)$  if and only if  $e$  is incident with  $x$  in  $\Delta$ , every closed walk in  $A(\Delta)$  corresponds to a closed walk in  $\Delta$  by contracting  $P_3(e)$  to the single edge  $e$ .

Consider two consecutive edges in  $W^*$ . By assumption, they have opposite sign. If they lie in the same  $P_3(e)$ , then one of them is the middle edge of  $P_3(e)$ . Otherwise, they lie in two different paths  $P_3$ , say  $e'_1$  in  $P_3(e_1)$  and  $e'_2$  in  $P_3(e_2)$ , and the vertex  $x$  between them is a  $\Delta$ -vertex. Thus,  $\sigma(e'_1) = \sigma(e_1)$  and  $\sigma(e'_2) = \sigma(e_2)$ , and  $\sigma(e_1) = -\sigma(e_2)$  implies  $\sigma(e'_1) = -\sigma(e'_2)$ . That is,  $W$  is an alternating closed walk in  $\Delta$ .  $\square$

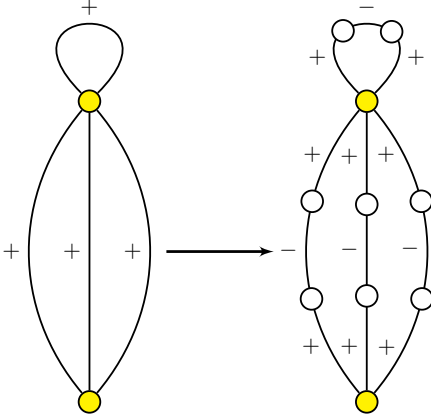


Figure 2: Transformation of a signed multigraph  $\Delta$  into a signed auxiliary graph  $A(\Delta)$ . Every edge of  $\Delta$  is replaced by a signed path  $P_3$ . At each  $\Delta$ -vertex, the number of positive and the number of negative edges remains unchanged.

As an immediate consequence, we observe:

**Corollary 3.3.** *Let  $\Delta$  be a signed multigraph and  $A(\Delta)$  be the corresponding simple graph. The edge set of  $\Delta$  is the disjoint union of the edge sets of alternating closed walks on  $\Delta$  if and only if the edge set of  $A(\Delta)$  is the disjoint union of the edge sets of alternating closed walks on  $A(\Delta)$ .*

The auxiliary graph  $A(\Delta)$  retains the signs of the edges in the following sense:

**Lemma 3.4.** *Let  $\Delta$  be a signed multigraph and  $A(\Delta)$  be the corresponding simple graph. Every  $\Delta$ -vertex  $x$  in  $A(\Delta)$  is incident with  $d_+(x)$  positive edges and  $d_-(x)$  negative edges. Moreover, every subdivision vertex in  $A(\Delta)$  is incident with exactly one positive and one negative edge.*

*Proof.* By construction, if  $e$  is an edge between  $x$  and  $y \neq x$  in  $\Delta$ , then there is exactly one edge in  $P_3(e)$  incident with  $x$  in  $A(\Delta)$ , and if  $e$  is loop at  $x$ , then there are exactly two edges incident with  $x$ . In each case, the edges incident with  $x$  in  $A(\Delta)$  have the same sign as those in  $\Delta$ . Since every loop in  $\Delta$  contributes two to  $d_+(x)$  resp.  $d_-(x)$ , cf. Eqn. (2.4), the assertion follows.  $\square$

**Corollary 3.5.** *Let  $G$  and  $H$  be multigraphs,  $\alpha: V(G) \rightarrow V(H)$  be a degree-preserving bijection, and  $\Delta$  be the difference multigraph. Every vertex of the corresponding simple graph  $A(\Delta)$  is incident to as many positive as negative edges.*

In the following we derive a characterization of simple graphs with signed edges in terms of alternating closed walks that is reminiscent of Euler's solution of the Königsberg Bridges Problem [4]. We start with a simple observation:

**Lemma 3.6.** *Let  $A$  be a simple graph with non-empty edge set  $E$  and edge labels  $\sigma: E \rightarrow \{+1, -1\}$  such that every vertex is incident to as many positive as negative edges. Then there exists an alternating closed walk in  $G$ .*

*Proof.* We construct an alternating walk in  $A$  starting at the vertex  $x_0$  with a positive edge. At each step, we extend the walk by traversing an edge that has not been used before. If a vertex  $y \neq x_0$  has been entered along an edge  $e$  with sign  $\sigma(e)$ , then by assumption

there is a previously unused edge  $e'$  with  $\sigma(e') = -\sigma(e)$  along which the walk can leave  $y$  again. Obviously, the walk cannot end at a vertex  $y \neq x_0$ , and since  $A$  is finite, the walk eventually encounters  $x_0$  again. If it enters  $x_0$  along a negative edge, we have obtained the desired alternating closed walk. If  $x_0$  is entered along a positive edge, then the walk so far contains two more positive than negative edges incident with  $x_0$ . Repeating the above construction (starting at  $x_0$  this time with a remaining negative edge), we conclude that the walk will eventually return to  $x_0$  along a negative edge. Thus, there is always an alternating closed walk.  $\square$

**Theorem 3.7.** *Let  $A$  be a simple graph with non-empty edge set  $E$  and edge labels  $\sigma: E \rightarrow \{+1, -1\}$ . Then  $E$  is the disjoint union of alternating closed walks if and only if every vertex is incident to as many positive as negative edges.*

*Proof.* First we note that the condition is necessary. Suppose there is a vertex  $x$  with  $d_+(x) \neq d_-(x)$ . Since every alternating closed walk  $W_i$  necessarily traverses the same number of positive and negative edges, successively removing all edges in the walks  $W_i$  leaves an excess of positive or negative edges at  $x$ . Thus  $E \setminus \bigcup_i W_i \neq \emptyset$ , contradicting the assumption that the  $W_i$  form a partition of  $E$ .

In order to see that the condition is sufficient, we use Lemma 3.6 to establish the existence of an alternating closed walk in  $A$ , whose edge set we denote by  $W$ . Denote by  $A' = (V, E \setminus W)$  the graph obtained by deleting the edges along the alternating closed walk. Since every vertex  $x \in V$  is incident to as many positive as negative edges in both  $E(A)$  and  $W$ , this is also true for  $E(A') = E \setminus W$ . The graph  $A'$  therefore contains an alternating closed walk  $W'$ . Repeating the argument yields a partition of  $E$  into the edge sets of alternating closed walks.  $\square$

The connection to Eulerian graphs is that the vertex degree of the graph in Thm. 3.7 is even, and thus the graph is Eulerian if and only if it connected. Assuming that  $A$  is connected, one can combine the alternating closed walks to a single alternating closed walk, see e.g. [5], arriving at the following variant of Hierholzer's algorithm [9]: If two alternating closed walks  $W_1$  and  $W_2$  share a vertex  $x$ , we first follow  $W_1$  from an arbitrary starting point to  $x$ , and then traverse  $W_2$  choosing the direction such that the combined walk is alternating. After returning to  $x$ , we follow the unused part of  $W_1$  from  $x$  to the starting point. This results in a single alternating closed walk  $W'$  covering exactly the edges of  $W_1$  and  $W_2$ . If  $W'$  shares a vertex  $x'$  with some alternating closed walk  $W_3$ , the procedure is repeated, resulting in a single alternating closed walk  $W''$  comprising the edges of  $W_1$ ,  $W_2$ , and  $W_3$ . One continues until all  $W_i$  are absorbed into a single alternating closed walk. Connectedness of  $A$  implies that this final walk contains all edges and thus is an *alternating Euler tour*. Otherwise, Hierholzer's algorithm produces an alternating Euler tour for each connected component of  $A$ . This argument implies:

**Corollary 3.8.** *Let  $A$  be a simple graph with non-empty edge set  $E$  and edge labels  $\sigma: E \rightarrow \{+1, -1\}$ . Then  $A$  admits an alternating Euler tour if and only if  $A$  is connected and every vertex is incident to as many positive as negative edges.*

## 4 Explanations by Electron Pushing Diagrams

Returning to atom-atom maps (AAMs) and corresponding difference multigraphs  $\Delta(G, H, \alpha)$ , we can use Cor. 3.3 to restate Thm. 3.7:

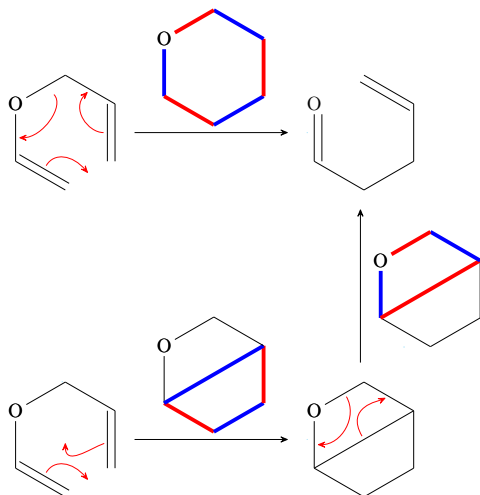


Figure 3: Claisen rearrangement of vinyl-allyl ethers. The 6-cyclic imaginary transition state (upper path), can be decomposed into two 4-cyclic imaginary transition states (lower path) to yield the  $\gamma, \delta$ -unsaturated carbonyl compound.

**Corollary 4.1.** *The edge set of a difference multigraph  $\Delta$  can be partitioned into the edge sets of alternating closed walks. Moreover, if  $\Delta$  is connected, it admits an alternating Euler tour.*

Every alternating closed walk can be directly interpreted as an electron pushing diagram (EPD). To this end, choose an arbitrary vertex  $x$  and a starting edge  $e = xy$  with  $\sigma(e) = -1$ . The corresponding electron pair is considered to be “pushed” from  $xy$  to the next edge  $yz$  along the walk. Clearly, every EPD interpretation of an alternating closed walk applied to the educt graph  $G$  yields the same graph  $G'$ , describing a reaction intermediate. Thus, we can derive an *EPD explanation* for every AAM as follows: First, construct the difference multigraph  $\Delta := \Delta(G, H, \alpha)$ , then choose a sequence of alternating closed walks whose edge sets partition  $E(\Delta)$ . The sequences of negative and positive edges of each walk, starting from any of its vertices, form an EPD. The AAM is explained by applying these EPDs in the chosen order to the educt multigraph  $G$ . Of course, the order of the closed walks can be chosen arbitrarily and yields the same product graph.

By definition, alternating closed walks have the property that every edge is traversed only once. By construction, all edges of  $\Delta$  connecting two given vertices  $x$  and  $y$  have the same sign. Hence, the EPD explanation of the AAM is monotone in the sense that the bond order, i.e., the multiplicity  $m(x, y)$ , is either always increased or always decreased when an alternating closed walk traverses  $xy$ . In particular, each alternating closed walk only traverses edges that are present in the educt multigraph, the product multigraph, or both. The explanations produced in this manner never insert a new bond and later delete it again. However, the walks in this construction may be very long, and thus chemically unrealistic.

We ask, therefore, if one can produce an EPD explanation with restricted lengths of the alternating closed walks. The latter have an even length with a minimum of  $2k = 4$  edges. (The case of length 2 is impossible. It corresponds to inserting and subsequently deleting the same edge, which does not change the graph to which it is applied.)

Let  $W$  be an alternating closed walk of length  $|W| = 2k \geq 6$  with the first edge being negative, and let  $\hat{W} = (x_0, x_1, \dots, x_{2k-1}, x_0)$  be the sequence of traversed vertices. Note



that edges  $x_{2j}x_{2j+1}$  are negative, and edges  $x_{2j+1}x_{2j+2} \pmod{2k}$  are positive. The EPD (represented by)  $\hat{W}$  is applied to the graph  $G$  which yields  $H$ . Now, consider the EPDs

$$\begin{aligned}\hat{W}_1 &:= (x_0, x_1, \dots, x_{2i-1}, x_0) \\ \hat{W}_2 &:= (x_0, x_{2i-1}, x_{2i}, \dots, x_{2k-1}, x_0)\end{aligned}\tag{4.1}$$

with  $2 \leq i < k$ . Note that  $\hat{W}_1$  and  $\hat{W}_2$  have length  $2i$  and  $2(k-i+1)$ , respectively. The EPD  $\hat{W}_1$  has the fictitious last step  $x_{2i-1}x_0$ , which is positive (since the first step  $x_0x_1$  is negative), even if there is no such edge in  $\Delta$  or if it has negative sign. Analogously, the fictitious first step  $x_0x_{2i-1}$  of  $\hat{W}_2$  is negative (since the last step  $x_{2k-1}x_0$  is positive). Now, if  $x_0x_{2i-1}$  is not an edge of  $G$ , then  $\hat{W}_1$  is applicable to  $G$  since all changes caused by  $\hat{W}_1$  (other than  $x_0x_{2i-1}$ ) yield changes in multiplicities that are smaller than the changes caused by  $\hat{W}$ . Moreover,  $\hat{W}_1$  adds the edge  $x_0x_{2i-1}$  to  $G$ . Hence  $\hat{W}_2$  is applicable to the resulting graph. Furthermore, since the union of  $\hat{W}_1$  and  $\hat{W}_2$  equals  $\hat{W}$  except for the insertion and deletion of the fictitious edge  $x_0x_{2i-1}$ , the consecutive application of  $\hat{W}_1$  and  $\hat{W}_2$  recovers the graph  $H$ . Similarly, if  $x_0x_{2i-1}$  is an edge in  $G$ , then  $\hat{W}_2$  is applicable to  $G$ , which deletes this edge or at least reduces the bond order. In the second step, the bond order is re-established by applying  $\hat{W}_1$ . Again, the consecutive application of  $\hat{W}_1$  and  $\hat{W}_2$  recovers the graph  $H$ .

In summary, we can split an EPD  $\hat{W}$  of length  $2k$  into two parts  $\hat{W}_1$  and  $\hat{W}_2$  of length  $l_1$  and  $l_2$  with  $l_1+l_2 = 2(k+1)$ . In this operation, an additional bond is formed and broken again, or *vice versa*. Repeating the splitting, we can break up any EPD into a sequence of EPDs of length 4. Every such operation involves the insertion and deletion of an additional bond not present in the original EPD. For an illustration, see Fig. 3. We have shown the first main result of this contribution:

**Corollary 4.2.** *Every atom-atom map can be explained by a finite sequence of EPDs of length 4.*

A chemical reaction in which the number of non-bonding electron pairs, i.e., the loops in the multigraph representing the Lewis formula, does not change at any atom is called *homovalent* [8]. The difference graph  $\Delta$  is loop-free if and only if the reaction is homovalent. The resulting alternating closed walks therefore are also loop-free. Cor. 4.2 immediately implies:

**Corollary 4.3.** *Every atom-atom map of a homovalent reaction can be explained by a finite sequence of EPDs each of which is a simple four cycle.*

## 5 Decomposition into Elementary Reactions

In an *elementary reaction*, one or more chemical species react directly to form products in a single step and with a single transition state. Collision theory implies that the probability of three or more molecules reacting simultaneously is negligible. Hence almost all reactions will be uni-molecular (isomerizations or decompositions) or bi-molecular. Even classical examples of termolecular reactions such as the oxidation of nitrogen monoxide,  $2\text{NO} + \text{O}_2 \rightarrow 2\text{NO}_2$ , are likely explained by sequences of uni- and bi-molecular steps [16]. Reversibility then implies that elementary reactions produce no more than two product molecules.

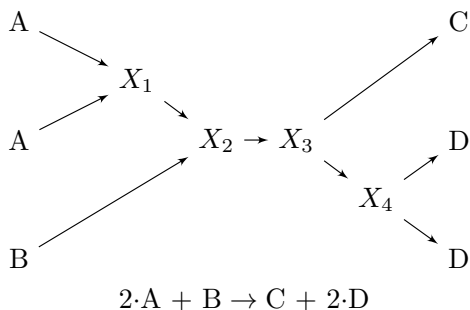


Figure 4: Representation of a complex overall reaction by elementary steps. Introducing intermediate species  $X_i$ , every left-hand side of an overall reaction (e.g.  $2 \cdot A + B \rightarrow C + 2 \cdot D$ ) can be transformed into the respective right-hand side. In the proof of Prop. 5.2, the educt species are first aggregated into a single intermediate ( $X_2$  in the shown example) by means of 2-to-1 reactions. The corresponding intermediate in the product species ( $X_3$ ) is then disassembled by 1-to-2 reactions.

**Definition 5.1.** A chemical reaction is *combinatorially elementary* if it is of the form  $A \rightarrow B$ ,  $A \rightarrow B + C$ ,  $A + B \rightarrow C$ , or  $A + B \rightarrow C + D$ , where  $A$ ,  $B$ ,  $C$ , and  $D$  are not necessarily distinct.

This begs the question whether an arbitrary (complex) reaction can always be decomposed into a sequence of combinatorially elementary reactions. Next we show that this is always possible at the abstract level:

**Proposition 5.2.** *Every formal reaction  $\sum a_i X_i \rightarrow \sum b_i X_i$  can be written as a sum of combinatorially elementary reactions. Let  $a = \sum_i a_i$  and  $b = \sum_i b_i$ . Then, the number of additional intermediate species is bounded above by  $\max(a - 2, 0) + \max(b - 2, 0)$ .*

*Proof.* If  $a, b \leq 2$ , the reaction itself is combinatorially elementary. Now, let  $a, b > 2$ , and let  $T_a$  and  $T_b$  be rooted binary trees with  $a$  and  $b$  leaves, respectively. The leaves of the two trees can be labeled such that the chemical species  $X_i$  appears  $a_i$  times as a leaf label of  $T_a$  and  $b_i$  times as a leaf label of  $T_b$ . Each non-leaf vertex of  $T_a$  and  $T_b$  corresponds to a chemical intermediate such that in  $T_a$  a parent  $p$  is formed from its two children  $c_1$  and  $c_2$ , i.e., by the reaction  $c_1 + c_2 \rightarrow p$ , while in  $T_b$  two children are formed from their parent, i.e., by the reaction  $p \rightarrow c_1 + c_2$ . Clearly, the trees have  $a - 1$  and  $b - 1$  non-leaf vertices. At the roots of the two trees, we have the intermediates  $r_a$  and  $r_b$ , respectively, and the corresponding reactions  $c_1 + c_2 \rightarrow r_a$  and  $r_b \rightarrow c_3 + c_4$ . We link the two sets of reactions by adding a reaction between the roots of the two trees,  $r_a \rightarrow r_b$ , or by directly adding  $c_1 + c_2 \rightarrow c_3 + c_4$ , thereby omitting two intermediates. In the latter case, we obtain a possible decomposition of the formal reaction into combinatorially elementary reactions with  $n = a - 2 + b - 2 = a + b - 4$  intermediates (and  $n + 1$  reactions among them). If either  $a > 2$  and  $b \leq 2$  or vice versa, then we need to consider only one tree. See also Fig. 4.  $\square$

Prop. 5.2 prompts the question whether an arbitrary AAM also can be decomposed into combinatorially elementary reactions. As we shall see, Cor. 4.2 can be used to establish a stronger version of Prop. 5.2. To this end, we define the *active parts*  $G^a$  and  $H^a$  of the educt

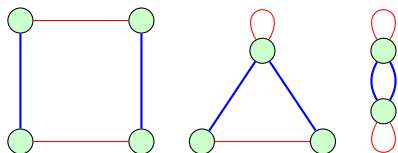


Figure 5: There are three types of alternating closed walks with four edges. (Positive edges in blue, negative edges in red.) The simple 4-cycle (left) corresponds to the simplest homovalent reaction mechanism. The triangular walk (middle) is the simplest example of an ambivalent mechanism, changing the oxidation state of the atom at the top.

and product graphs  $G$  and  $H$  under an AAM  $\alpha$  as the union of the connected components of  $G$  and  $H$  that contain an edge contributing to the difference graph  $\Delta(G, H, \alpha)$ .

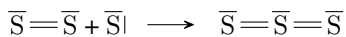
**Lemma 5.3.** *Let  $\alpha: V(G) \rightarrow V(H)$  be an AAM explained by a single EPD of length 4. Then the active parts  $G^a$  and  $H^a$  each comprise at most two connected components.*

*Proof.* An EPD of length 4 corresponds to an alternating closed path of length 4. It is easy to see that there are exactly three types of alternating closed walks of length 4, see Fig. 5.

- (i)  $\Delta$  is a simple cycle of size 4 with alternating signs. In particular, both the positive and the negative edges form a matching.
- (ii)  $\Delta$  is a triangle with one vertex carrying a loop. The edge not incident to that vertex has the same sign as the loop.
- (iii)  $\Delta$  is a pair of vertices connected by two edges and with a loop at each vertex. Both, the two edges and the two loops, respectively, have the same sign.

Clearly, the negative edges must be present in the educt graph  $G$ , while positive edges imply that the incident vertices are connected in the product graph  $G$ . In case (i), the active vertices form two pairs in both  $G^a$  and  $H^a$ , and hence they fall into at most two connected components. In case (ii), at least one pair of vertices is connected, and hence the three vertices are located in at most two connected components. In case (iii), there are only two active vertices, and hence the statement is trivial.  $\square$

Case (i) in the proof corresponds to the common pattern of a cyclic transition state. Case (ii) is the simplest example of an ambivalent reaction mechanism, see e.g. [8]. A hypothetical example for case (iii) would be:



We are not aware of a clear example of “mechanism” (iii), which also does not appear in Hendrickson’s classification [8]. However, if at least one of the two focal atoms, say the lower atom  $x$ , is connected to a third atom  $z$ , one can explain (iii) as the superposition of two steps of type (ii), see Fig. 6. Here, the bond-order of  $xz$  is decreased by 1 in the first step and restored in the second step, hence the two-step mechanism can be used as an explanation only if  $x$  and  $z$  are connected by a bond in the reactants.

Since the connected components of  $G$  and  $H$  are the educt and product molecules, respectively, Lemma 5.3 can be rephrased in the following form:

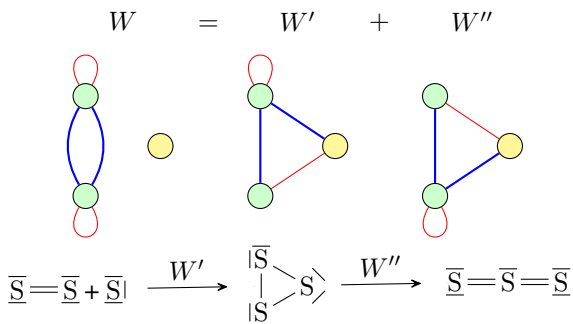


Figure 6: The 4-walk  $W$  with 2 atoms (leftmost ITS graph) can be explained as a superposition of two 4-walks  $W'$  and  $W''$  with 3 atoms (middle). This requires that at least one of the two atoms (green) is connected to a third atom (yellow) since in the two-step mechanism one bond order is first decreased and restored in the second step. In the hypothetical trisulfur example, the yellow atom is one of the two sulfur atoms in  $S_2$ . Application of the first alternating closed 4-walk yields the cyclic  $S_3$  as intermediate.

**Corollary 5.4.** *Let  $\alpha: V(G) \rightarrow V(H)$  be an AAM explained by a single EPD of length 4. Then the restriction  $\alpha_a: V(G^a) \rightarrow V(H^a)$  is a combinatorially elementary reaction.*

Corollaries 5.4 and 4.2 imply our main result, which can be seen as a *mechanistic* refinement of Prop. 5.2.

**Theorem 5.5.** *Let  $\alpha: V(G) \rightarrow V(H)$  be an AAM for the reaction  $\mathfrak{C}(G) \rightarrow \mathfrak{C}(H)$ . Then there is a finite sequence of intermediate graphs  $G = G_0, G_1, \dots, G_k = H$  and AAMs  $\alpha_i: V(G_{i-1}) \rightarrow V(G_i)$  such that (i) each  $\alpha_i$  is explained by an EPD of length 4 and hence is a combinatorially elementary reaction, and (ii)  $\alpha = \alpha_1 \circ \alpha_2 \circ \dots \circ \alpha_k$ .*

## 6 Conclusions


In [15] we have shown that every reversible reaction network has a “chemical representation” in terms of Lewis formulas (i.e., multigraphs representing molecules and AAMs for each reactions) if and only if it is conservative.<sup>1</sup> Here we extend this representability result by showing that every degree-preserving bijection, and thus every AAM  $\alpha$  between Lewis formulas  $G$  and  $H$ , can be explained by a sequence of (edge-disjoint) alternating closed walks on the difference multigraph  $\Delta(G, H, \alpha)$ . Each of these walks in turn can be obtained by a suitably ordered sequence of electron pushing diagrams of size 4, which finally correspond to combinatorially elementary reactions. In particular, the “abstract” Prop. 5.2 becomes an corollary of the “mechanistic” Thm. 5.5. We conclude that every conservative reaction network admits a representation in terms of multigraphs such that all reactions can be decomposed into elementary reactions with short alternating closed walks, i.e., short cyclic EPDs. Most known elementary reactions can be described by EPDs of length 6, with most other cases having length 4 or 8 [7].

<sup>1</sup>A chemical reaction network is conservative if its stoichiometric matrix has a strictly positive left kernel vector [11].

The proofs given here are constructive and hence translate directly into algorithms for constructing such a representation. First, Hierholzer’s algorithm can be used to decompose  $E(\Delta)$  into a set of (edge-disjoint) alternating closed walks  $W_i$  with  $O(|E(\Delta)|)$  effort [5]. The decomposition of the  $W_i$  into EPDs of length 4 can also be achieved in  $O(|E(\Delta)|)$  total time. Applying each EPD requires only constant time, and their number is again bounded by  $O(|E(\Delta)|)$ . Thus the entire decomposition can be computed in linear time.

Of course, a decomposition computed in this manner will in general not be a chemically plausible explanation of the atom-atom map of a complex reaction. For instance, it is possible to formally decompose the EPD of the Diels-Alder reaction in Fig. 1 into two 4-cycles that are chemically infeasible. The key message of this contribution, in fact, is not to provide a method for inferring the true reaction mechanism or to help with the inference of atom-atom maps. Instead, our results imply that the basic *combinatorial* properties of chemical reaction mechanisms do not impose any fundamental constraints on the feasibility of transformations as long as the preservation of atoms (and charges) is guaranteed.

We considered here only transformations of multigraphs with loops that can be described by relocating individual edges, i.e., electron pairs, since these are already sufficient to handle reactions between neutral molecules. In principle, the formalism could also be extended to transformation that change vertex degree and thereby introduce charges at individual atoms:



In general, the charge  $\text{ch}(x)$  at atom  $x \in V$  is given as  $\text{ch}(x) := \text{val}(x) - \text{deg}(x)$ , where  $\text{val}(x)$  is number of outer-shell electrons of atom  $x$ . In order to account for radicals, i.e., unpaired electrons, multigraphs can be extended to allow semi-edges, which in contrast to loops have only one end attached to a vertex. Such constructs have been studied in particular in the context of graph covers, see e.g. [2] and the references therein. However, a detailed study of charged molecules and radicals is beyond the scope of this contribution.

## Acknowledgements

This work was supported in part by the Novo Nordisk Foundation (grant NNF21OC0066551 “MATOMICS” to CF and PFS) and the Austrian Science Fund (FWF, grant P33218, to SM).

## References

- [1] S. Alvarez, Chemistry: A panoply of arrows, *Angew. Chem. Int. Ed.* **51** (2012), 590–600, doi:10.1002/anie.201101767.
- [2] J. Bok, J. Fiala, N. Jedličková and P. Kratochvíl, Jan Rzażewski, List covering of regular multigraphs with semi-edges, *Algorithmica* (2023), doi:10.1007/s00453-023-01163-7.
- [3] J. Dugundji and I. K. Ugi, An algebraic model of constitutional chemistry as a basis for chemical computer programs, *Topics Curr. Chem.* **39** (1973), 19–64, doi:10.1007/BFb0051317.
- [4] L. Euler, Solutio problematis ad geometriam situs pertinentis, *Comm. acad. sci. Petropolitanae* **8** (1741), 128–140.
- [5] H. Fleischner, *Eulerian graphs and related topics*, volume 45 of *Ann. Discr. Math.*, North Holland, Amsterdam, 1990.
- [6] S. Fujita, Description of organic reactions based on imaginary transition structures. 1. introduction of new concepts, *J. Chem. Inf. Comput. Sci.* **26** (1986), 205–212, doi:10.1021/ci00052a009.

- [7] S. Fujita, Description of organic reactions based on imaginary transition structures. 2. Classification of one-string reactions having an even-membered cyclic reaction graph, *J. Chem. Inf. Comput. Sci.* **26** (1986), 212–223, doi:10.1021/ci00052a010.
- [8] J. B. Hendrickson, Comprehensive system for classification and nomenclature of organic reactions, *Journal of Chemical Information and Computer Science* **37** (1997), 852–860, doi:10.1021/ci970040v.
- [9] C. Hierholzer, Ueber die Möglichkeit, einen Linienzug ohne Wiederholung und ohne Unterbrechung zu umfahren, *Mathematische Annalen* **6** (1873), 30–32, doi:10.1007/BF01442866.
- [10] F. Hoonakker, N. Lachiche, A. Varnek and A. Wagner, A representation to apply usual data mining techniques to chemical reactions – illustration on the rate constant of  $SN_2$  reactions in water, *Int. J. Artif. Intelligence Tools* **20** (2011), 253–270, doi:10.1142/S0218213011000140Citedby:29.
- [11] F. Horn and R. Jackson, General mass action kinetics, *Arch. Rational Mech. Anal.* **47** (1972), 81–116, doi:10.1007/BF00251225.
- [12] W. O. Kermack and R. Robinson, An explanation of the property of induced polarity of atoms and an interpretation of the theory of partial valencies on an electronic basis, *J. Chem. Soc., Transactions* **121** (1922), 427–440, doi:10.1039/CT9222100427.
- [13] G. N. Lewis, The atom and the molecule, *J. Am. Chem. Soc.* **38** (1916), 762–785, doi:10.1021/ja02261a002.
- [14] P. Muller, Glossary of terms used in physical organic chemistry (IUPAC Recommendations 1994), *Pure Appl. Chem.* **66** (1994), 1077–1184, doi:10.1351/pac199466051077.
- [15] S. Müller, C. Flamm and P. F. Stadler, What makes a reaction network “chemical”?, *J. Cheminformatics* **14** (2022), 63, doi:10.1186/s13321-022-00621-8.
- [16] J. Olbregts, Termolecular reaction of nitrogen monoxide and oxygen: A still unsolved problem, *Chemical Kinetics* **17** (1985), 835–848, doi:10.1002/kin.550170805.