

# Torsion in Kauffman bracket skein module of a 4-strand Montesinos knot exterior

Haimiao Chen

## Abstract

For an oriented 3-manifold  $M$ , let  $\mathcal{S}(M)$  denote its Kauffman bracket skein module over  $\mathbb{Z}[q^{\pm\frac{1}{2}}]$ . It is shown that  $\mathcal{S}(M)$  admits infinitely many torsion elements when  $M$  is the exterior of the Montesinos knot  $K(a_1/b_1, a_2/b_2, a_3/b_4, a_4/b_4) \subset S^3$  with each  $b_i \geq 3$ . This provides a negative answer to Problem 1.92 (G)-(i) in the Kirby's list, which asks whether  $\mathcal{S}(M)$  is free when  $M$  is irreducible and has no incompressible non-boundary parallel torus.

**Keywords:** Kauffman bracket skein module; torsion; character variety; Montesinos knot; essential surface

**MSC2020:** 57K31, 57K16

## 1 Introduction

Let  $R$  be a commutative ring with a distinguished invertible element  $q^{\frac{1}{2}}$ . Given an oriented 3-manifold  $M$ , its *Kauffman bracket skein module*, denoted by  $\mathcal{S}(M; R)$ , is defined as the  $R$ -module generated by framed links embedded in  $M$ , modulo the *skein relations*

$$\begin{array}{c} \diagdown \\ \diagup \end{array} = q^{\frac{1}{2}} \begin{array}{c} \diagup \\ \diagdown \end{array} + q^{-\frac{1}{2}} \begin{array}{c} \diagdown \\ \diagup \end{array}, \quad \bigcirc = -(q + q^{-1}) \emptyset.$$

When  $\Sigma$  is an oriented surface,  $\mathcal{S}(\Sigma \times [0, 1]; R)$  is denoted by  $\mathcal{S}(\Sigma; R)$ . With  $L_1 L_2$  defined by stacking  $L_1$  over  $L_2$  in the  $[0, 1]$  direction,  $\mathcal{S}(\Sigma; R)$  becomes a  $R$ -algebra, called the *Kauffman bracket skein algebra* of  $\Sigma$ .

When  $R = \mathbb{C}$  and  $q^{\frac{1}{2}} = -1$ , by [3] there is a ring isomorphism

$$\epsilon : \mathcal{S}(M; \mathbb{C}) / \mathcal{N} \xrightarrow{\cong} \mathbb{C}[\mathcal{X}(M)], \quad (1)$$

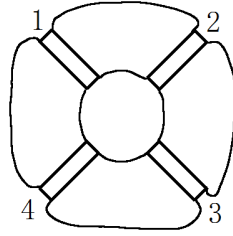
where  $\mathcal{N}$  is the nilradical of  $\mathcal{S}(M; \mathbb{C})$ , and  $\mathcal{X}(M) = \mathcal{X}(\pi_1(M))$  is the  $\mathrm{SL}(2, \mathbb{C})$ -character variety of  $M$ . Explicitly, the map  $\epsilon$  sends each link  $L = K_1 \sqcup \cdots \sqcup K_m \subset M$  (the  $K_i$ 's being components) to the function

$$\mathcal{X}(M) \rightarrow \mathbb{C}, \quad \chi \mapsto \prod_{i=1}^m (-\chi([K_i])),$$

where  $[K_i]$  denotes the conjugacy class in  $\pi_1(M)$  determined by  $K_i$ .

Abbreviate  $\mathcal{S}(M; \mathbb{Z}[q^{\pm \frac{1}{2}}])$  to  $\mathcal{S}(M)$ . It was known [1, 12] that  $\mathcal{S}(M)$  may admit torsion if  $M$  contains an essential sphere or torus. As stated in [10] Problem 4.2, a question of fundamental importance is whether other surfaces can yield torsion as well. Furthermore, the following problem remains open:

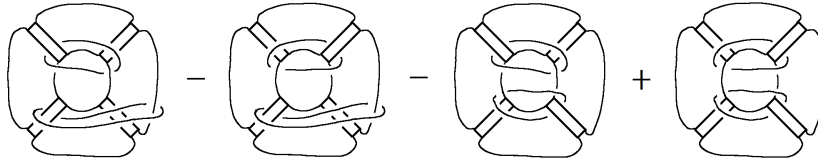
**Problem 1.1** (1.92 (G)-(i) in [7]). *Is  $\mathcal{S}(M)$  free when  $M$  is compact, irreducible and has no incompressible non-boundary parallel torus?*



**Figure 1:** A 4-strand Montesinos knot  $K$ .

Let  $K = K(a_1/b_1, a_2/b_2, a_3/b_4, a_4/b_4)$ , a 4-strand Montesinos knot in  $S^3$ , as displayed in Figure 1; we assume each  $b_i \geq 3$ . Let  $E_K$  denote the complement of a tubular neighborhood of  $K$  in  $S^3$ .

Let  $e \in \mathcal{S}(E_K)$  denote the following element:



The main result of the paper is

**Theorem 1.2.** *The element  $e$  is torsion. Moreover, there exists a family of nonzero elements  $\{e^{(n)}\}_{n=1}^{\infty} \subset \mathcal{S}(E_K)$  such that  $(q^{2n} - 1)e^{(n)} = 0$  for each  $n$ .*

Details are given in (6), (13), Lemma 3.2, Lemma 4.3. By [9] Corollary 5,  $S^3 \setminus K$  is hyperbolic, so  $E_K$  provides a negative answer to Problem 1.1.

Recently, Belletti and Detcherry [2] gave criteria for the existence of torsion in  $\mathcal{S}(M)$  for closed 3-manifolds  $M$ , based on Witten's finiteness Theorem, a highly-nontrivial result of [5]. In contrast, our method of constructing torsion is straightforward and rather understandable.

The content is organized as follows: Section 2 presents many explicit computations in the skein module of the 3-cube graph exterior; to ensure the readability, we put several figures in the appendix. In Section 3, we show  $(q^4 - 1)e = 0$  and  $e \neq 0$ , and give further discussions in three remarks. In Section 4, we generalize the construction in Section 3 to produce torsion  $e^{(n)}$  with  $(q^{2n} - 1)e^{(n)} = 0$ .

Throughout the paper, we denote  $q^{-1}$  as  $\bar{q}$ , denote  $q^{-\frac{1}{2}}$  as  $\bar{q}^{\frac{1}{2}}$ , and so forth. Let  $\alpha = q + \bar{q}$ . Each link is equipped with the blackboard framing.

**Acknowledgement.**

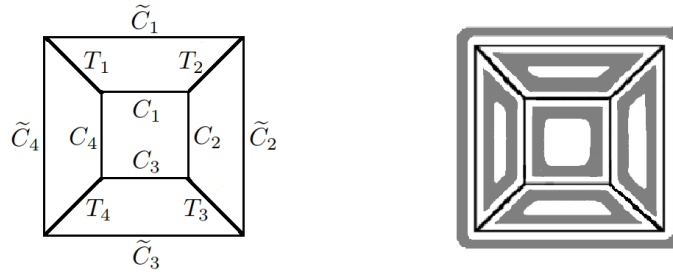
I would like to thank Professor Thang Lê for valuable comments.

## 2 The skein module of the 3-cube graph exterior

### 2.1 Set up

Let  $X$  denote the complement in  $S^3$  of a tubular neighborhood of the 3-cube graph shown in the left part of Figure 2. Note that  $E_K$  can be obtained by attaching four 2-handles onto  $X$ , one for each rational tangle. By [12],  $\mathcal{S}(E_K)$  is the quotient of  $\mathcal{S}(X)$  modulo relations given by handle slidings. Since  $X$  is homeomorphic to a handlebody, by [12] Theorem 2.3,  $\mathcal{S}(X)$  is free. In contrast, as we will see,  $\mathcal{S}(E_K)$  admits torsion.

In this section we work within  $\mathcal{S}(X)$ . Elements of  $\mathcal{S}(X)$  will be used to represent elements of  $\mathcal{S}(E_K)$  in the next section.

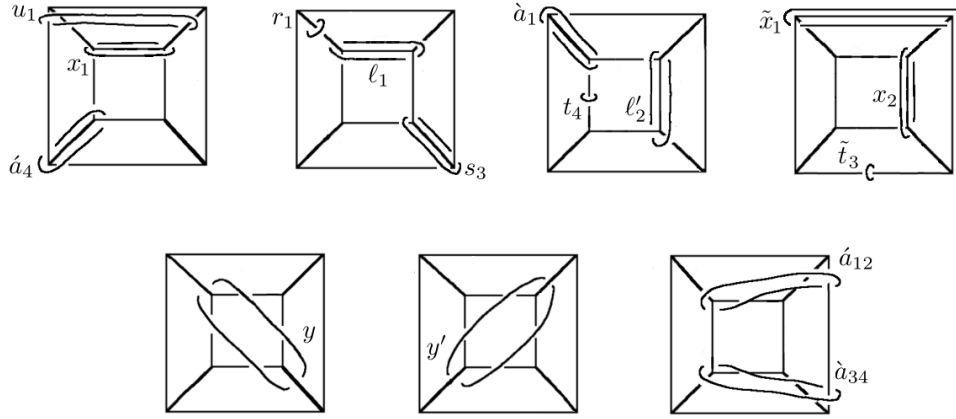


**Figure 2:** Left; the 3-cube graph, whose edges are named as  $C_i, \tilde{C}_i, T_i$ . We call the square made of  $C_1, \dots, C_4$  the “inner square”, call the square made of  $\tilde{C}_1, \dots, \tilde{C}_4$  the “outer square”. Right: the shaded region stands for a collar neighborhood  $V$ .

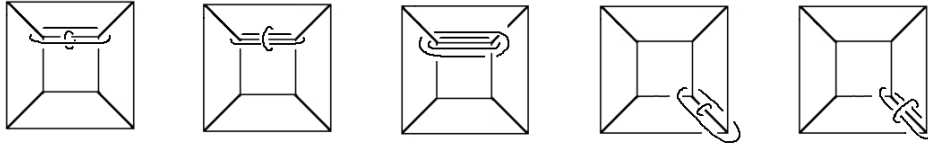
Let  $\Sigma = \partial X$ . Take a closed collar neighborhood  $V$  of  $\Sigma$ , as illustrated in the right part of Figure 2. Identify  $\Sigma \times [0, 1]$  with  $V$  in such a way that for  $x \in \Sigma, \epsilon \in [0, 1]$ , the distance from  $(x, \epsilon)$  to  $G$  is proportional to  $\epsilon$ . Recall

that for elements  $a, a'$  of the algebra  $\mathcal{S}(\Sigma)$ , the product  $aa'$  is defined by stacking  $a$  over  $a'$ . A product on  $\mathcal{S}(V)$  is induced through the identification  $\mathcal{S}(V) \cong \mathcal{S}(\Sigma)$ .

Introduced in the upper part of Figure 3 are some elements of  $\mathcal{S}(V)$  which will play an important role. In particular,  $t_i, \tilde{t}_i, r_i$  are respectively loops encircling  $C_i, \tilde{C}_i, T_i$ . We regard them as elements of  $\mathcal{S}(X)$  via the embedding  $V \hookrightarrow X$ . Note that the  $r_i, t_i, \tilde{t}_i$  for  $1 \leq i \leq 4$  commute with each other, but none of  $t_1, \ell_1, \ell'_1$  commutes with  $x$ . Some other elements of  $\mathcal{S}(X)$  are introduced in the lower part of Figure 3. The meanings for other notations such as  $\acute{a}_2, \grave{a}_3, u_4, \ell'_3, \acute{a}_{23}, \grave{a}_3, u_4$  should be self-explanatory.



**Figure 3:** Upper: some elements of  $\mathcal{S}(V)$ . Lower: some elements of  $\mathcal{S}(X) \setminus \mathcal{S}(V)$ .



**Figure 4:** From left to right:  $x_1t_1, t_1x_1, \ell_1x_1, s_3r_3, r_3s_3$ .

Some examples of products in  $\mathcal{S}(V)$  are given in Figure 4. Notice the difference between  $x_1t_1$  and  $t_1x_1$ , as well as that between  $s_3r_3$  and  $r_3s_3$ .

Take a homeomorphism  $gl : X \cup \Sigma \times [0, 1] \cong X$ . It equips  $\mathcal{S}(X)$  with the structure of a right  $\mathcal{S}(V)$ -module. Explicitly, for  $b \in \mathcal{S}(X)$  and  $a \in \mathcal{S}(V) \cong \mathcal{S}(\Sigma)$ , one can define  $ba \in \mathcal{S}(X)$  to be the image of  $b \cup a \in \mathcal{S}(X \cup \Sigma \times [0, 1])$  under the isomorphism induced by  $gl$ .

## 2.2 Basic formulas

We shall frequently use the following local relations:

$$\begin{aligned}
 \text{loop} &= -q^{\frac{3}{2}} \text{arc} & \text{loop} &= -\bar{q}^{\frac{3}{2}} \text{arc} \\
 \text{cross} &= -q^{\frac{3}{2}} \text{cross} & &= -q^{\frac{3}{2}} \text{cross} & &= -q^2 \text{cross} & -q \text{cross} \\
 \text{cross} &= -\bar{q}^{\frac{3}{2}} \text{cross} & &= -\bar{q}^{\frac{3}{2}} \text{cross} & &= -\bar{q}^2 \text{cross} & -\bar{q} \text{cross}
 \end{aligned}$$

**Figure 5:** These are immediate consequences of the skein relations.

$$\begin{aligned}
 \text{square} &= -q^2 \text{square} - q \text{square} \\
 &= q^4 \text{square} + q^3 \text{square} + q^3 \text{square} + q^2 \text{square} \\
 &= q^4 \text{square} + q^3 \text{square} + q^3 \text{square} - q^4 \text{square} - q^3 \text{square} \\
 \text{square} &= q^4 \text{square} + q^3 \text{square} + q^3 \text{square} - q^4 \text{square} - q^3 \text{square}
 \end{aligned}$$

**Figure 6:** The upper formula is deduced by repeatedly applying the middle formula in Figure 5. The lower formula is obtained from rotating the upper one by  $-\pi/2$ .

$$\begin{aligned}
& \text{Diagram 1} - \text{Diagram 2} \\
&= \bar{q} \left( \text{Diagram 3} + \text{Diagram 4} - \text{Diagram 5} - \text{Diagram 6} \right) + \text{Diagram 7} - \text{Diagram 8}
\end{aligned}$$

**Figure 7:** This is obtained by comparing the two formulas in Figure 6.

$$\begin{aligned}
& \text{Diagram 9} - \text{Diagram 10} = \text{Diagram 11} - \text{Diagram 12} \\
&= \bar{q} \left( \text{Diagram 13} + \text{Diagram 14} - \text{Diagram 15} - \text{Diagram 16} \right) + \text{Diagram 17} - \text{Diagram 18}
\end{aligned}$$

**Figure 8:** This results from applying the formula in Figure 7 to the inner square.

$$\begin{aligned}
& \text{Diagram 19} - \text{Diagram 20} = \text{Diagram 21} - \text{Diagram 22} \\
&= \bar{q} \left( \text{Diagram 23} + \text{Diagram 24} - \text{Diagram 25} - \text{Diagram 26} \right) + \text{Diagram 27} - \text{Diagram 28} \\
&= \bar{q} \left( \text{Diagram 29} + \text{Diagram 30} - \text{Diagram 31} - \text{Diagram 32} \right) + \text{Diagram 33} - \text{Diagram 34}
\end{aligned}$$

**Figure 9:** This results from applying the formula in Figure 7 to the outer square.

From Figure 8, Figure 9 we see respectively

$$y' - y = z := \bar{q}(t_3\ell_1 + t_1\ell_3 - t_4\ell_2 - t_2\ell_4) + x_2t_2t_4 - x_1t_1t_3, \quad (2)$$

$$y' - y = \tilde{z} := \bar{q}(\tilde{t}_4u_2 + \tilde{t}_2u_4 - \tilde{t}_3u_1 - \tilde{t}_1u_3) + x_1\tilde{t}_1\tilde{t}_3 - x_2\tilde{t}_2\tilde{t}_4. \quad (3)$$

### 2.3 A fascinating identity

As illustrated in Figure 14,

$$\begin{aligned} x_1s_3 &= q\acute{a}_{34} + \bar{q}\grave{a}_{34} + \tilde{t}_2t_4 + t_2\tilde{t}_4 = q\grave{a}_{12} + \bar{q}\grave{a}_{34} + \tilde{t}_2t_4 + t_2\tilde{t}_4, \\ x_2s_3 &= q\acute{a}_{23} + \bar{q}\grave{a}_{23} + \tilde{t}_1t_3 + t_1\tilde{t}_3 = q\grave{a}_{41} + \bar{q}\grave{a}_{23} + \tilde{t}_1t_3 + t_1\tilde{t}_3. \end{aligned}$$

Applying the formula in Figure 16 to the square made of  $T_1, T_2, C_1, \tilde{C}_1$ , we obtain

$$\begin{aligned} u_1s_3 &= q^2\grave{a}_{12}\tilde{t}_1 - q^2\grave{a}_1\tilde{t}_2 - q^2\grave{a}_2\tilde{t}_4 - x_1t_1 + t_2r_1 + t_4r_2 - q\tilde{t}_4\tilde{t}_2t_1 + \alpha\ell_1, \\ \ell_1s_3 &= q^2\grave{a}_{12}t_1 - q^2\grave{a}_2t_4 - q^2\grave{a}_1t_2 - x_1\tilde{t}_1 + \tilde{t}_4r_2 + \tilde{t}_2r_1 - q\tilde{t}_4t_2\tilde{t}_1 + \alpha u_1. \end{aligned}$$

In the first equation,  $s_3$  has been moved to encircle  $u_1$ ; in the second equation,  $s_3$  has been moved to encircle  $\ell_1$ , and we are actually applying the formula obtained from rotating the one in Figure 16 by  $\pi$ . Such conventions are also taken for other cases. See Figure 15 for illustration.

By Figure 17,

$$u_3s_3 = \grave{a}_{34}\tilde{t}_3 - \grave{a}_3\tilde{t}_4 - q^2\grave{a}_4\tilde{t}_2 - q^2x_1t_3 + q^2t_4r_3 + t_2r_4 - q\tilde{t}_2\tilde{t}_4t_3 + \alpha\ell_3;$$

by Figure 18,

$$\ell_3s_3 = \grave{a}_{34}t_3 - q^2\grave{a}_4t_2 - \grave{a}_3t_4 - q^2x_1\tilde{t}_3 + \tilde{t}_2r_4 + q^2\tilde{t}_4r_3 - q\tilde{t}_2t_4\tilde{t}_3 + \alpha u_3.$$

Hence, remembering that  $s_3$  commutes with  $t_i, \tilde{t}_i$ , we have

$$\begin{aligned} & (u_1\tilde{t}_3 + \ell_1t_3 + u_3\tilde{t}_1 + \ell_3t_1 - qx_1(t_1t_3 + \tilde{t}_1\tilde{t}_3))(s_3 - \alpha) \\ = & (q^2\grave{a}_{12}\tilde{t}_1 - q^2\grave{a}_1\tilde{t}_2 - q^2\grave{a}_2\tilde{t}_4 - x_1t_1 + t_2r_1 + t_4r_2 - q\tilde{t}_4\tilde{t}_2t_1 + \alpha\ell_1)\tilde{t}_3 \\ & + (q^2\grave{a}_{12}t_1 - q^2\grave{a}_1t_2 - q^2\grave{a}_2t_4 - x_1\tilde{t}_1 + \tilde{t}_2r_1 + \tilde{t}_4r_2 - q\tilde{t}_4t_2\tilde{t}_1 + \alpha u_1)t_3 \\ & + (\grave{a}_{34}\tilde{t}_3 - \grave{a}_3\tilde{t}_4 - q^2\grave{a}_4\tilde{t}_2 - q^2x_1t_3 + q^2t_4r_3 + t_2r_4 - q\tilde{t}_2\tilde{t}_4t_3 + \alpha\ell_3)\tilde{t}_1 \\ & + (\grave{a}_{34}t_3 - \grave{a}_3t_4 - q^2\grave{a}_4t_2 - q^2x_1\tilde{t}_3 + q^2\tilde{t}_4r_3 + \tilde{t}_2r_4 - q\tilde{t}_2t_4\tilde{t}_3 + \alpha u_3)t_1 \\ & - q(q\grave{a}_{12} + \bar{q}\grave{a}_{34} + \tilde{t}_2t_4 + t_2\tilde{t}_4)(t_1t_3 + \tilde{t}_1\tilde{t}_3) \\ & - \alpha(u_1\tilde{t}_3 + \ell_1t_3 + u_3\tilde{t}_1 + \ell_3t_1) + q\alpha x_1(t_1t_3 + \tilde{t}_1\tilde{t}_3) \\ = & -q^2\grave{a}_1(\tilde{t}_2\tilde{t}_3 + t_2t_3) - q^2\grave{a}_2(\tilde{t}_3\tilde{t}_4 + t_3t_4) - \grave{a}_3(\tilde{t}_1\tilde{t}_4 + t_1t_4) - q^2\grave{a}_4(\tilde{t}_1\tilde{t}_2 + t_1t_2) \\ & + (\tilde{t}_2t_3 + t_2\tilde{t}_3)r_1 + (\tilde{t}_3t_4 + t_3\tilde{t}_4)r_2 + q^2(\tilde{t}_4t_1 + t_4\tilde{t}_1)r_3 + (\tilde{t}_1t_2 + t_1\tilde{t}_2)r_4 \\ & - q(\tilde{t}_1t_3 + t_1\tilde{t}_3)(\tilde{t}_2\tilde{t}_4 + t_2t_4) - q(\tilde{t}_1\tilde{t}_3 + t_1t_3)(\tilde{t}_2t_4 + t_2\tilde{t}_4) \\ & + q\alpha x_1(t_1 - \tilde{t}_1)(t_3 - \tilde{t}_3) + \alpha(u_1 - \ell_1)(t_3 - \tilde{t}_3) + \alpha(u_3 - \ell_3)(t_1 - \tilde{t}_1). \end{aligned}$$

By Figure 18,

$$u_2 s_3 = \dot{a}_{23} \tilde{t}_2 - q^2 \dot{a}_2 \tilde{t}_3 - \dot{a}_3 \tilde{t}_1 - q^2 x_2 t_2 + t_3 r_2 + q^2 t_1 r_3 - q \tilde{t}_1 \tilde{t}_3 t_2 + \alpha \ell_2;$$

by Figure 17,

$$\ell_2 s_3 = \dot{a}_{23} t_2 - \dot{a}_3 t_1 - q^2 \dot{a}_2 t_3 - q^2 x_2 \tilde{t}_2 + q^2 \tilde{t}_1 r_3 + \tilde{t}_3 r_2 - q t_1 t_3 \tilde{t}_2 + \alpha u_2;$$

by Figure 16,

$$\begin{aligned} u_4 s_3 &= q^2 \dot{a}_{41} \tilde{t}_4 - q^2 \dot{a}_4 \tilde{t}_1 - q^2 \dot{a}_1 \tilde{t}_3 - x_2 t_4 + t_1 r_4 + t_3 r_1 - q \tilde{t}_1 \tilde{t}_3 t_4 + \alpha \ell_4, \\ \ell_4 s_3 &= q^2 \dot{a}_{41} t_4 - q^2 \dot{a}_1 t_3 - q^2 \dot{a}_4 t_1 - x_2 \tilde{t}_4 + \tilde{t}_3 r_1 + \tilde{t}_1 r_4 - q t_1 t_3 \tilde{t}_4 + \alpha u_4. \end{aligned}$$

Hence

$$\begin{aligned} & (u_2 \tilde{t}_4 + \ell_2 t_4 + u_4 \tilde{t}_2 + \ell_4 t_2 - q x_2 (t_2 t_4 + \tilde{t}_2 \tilde{t}_4))(s_3 - \alpha) \\ = & (\dot{a}_{23} \tilde{t}_2 - q^2 \dot{a}_2 \tilde{t}_3 - \dot{a}_3 \tilde{t}_1 - q^2 x_2 t_2 + t_3 r_2 + q^2 t_1 r_3 - q \tilde{t}_1 \tilde{t}_3 t_2 + \alpha \ell_2) \tilde{t}_4 \\ & + (\dot{a}_{23} t_2 - q^2 \dot{a}_2 t_3 - \dot{a}_3 t_1 - q^2 x_2 \tilde{t}_2 + \tilde{t}_3 r_2 + q^2 \tilde{t}_1 r_3 - q t_1 t_3 \tilde{t}_2 + \alpha u_2) t_4 \\ & + (q^2 \dot{a}_{41} \tilde{t}_4 - q^2 \dot{a}_4 \tilde{t}_1 - q^2 \dot{a}_1 \tilde{t}_3 - x_2 t_4 + t_1 r_4 + t_3 r_1 - q \tilde{t}_1 \tilde{t}_3 t_4 + \alpha \ell_4) \tilde{t}_2 \\ & + (q^2 \dot{a}_{41} t_4 - q^2 \dot{a}_4 t_1 - q^2 \dot{a}_1 t_3 - x_2 \tilde{t}_4 + \tilde{t}_3 r_1 + \tilde{t}_1 r_4 - q t_1 t_3 \tilde{t}_4 + \alpha u_4) t_2 \\ & - q(q \dot{a}_{41} + \bar{q} \dot{a}_{23} + \tilde{t}_1 t_3 + t_1 \tilde{t}_3)(t_2 t_4 + \tilde{t}_2 \tilde{t}_4) \\ & - \alpha(u_2 \tilde{t}_4 + \ell_2 t_4 + u_4 \tilde{t}_2 + \ell_4 t_2) + q \alpha x_2 (t_2 t_4 + \tilde{t}_2 \tilde{t}_4) \\ = & - q^2 \dot{a}_1 (\tilde{t}_2 \tilde{t}_3 + t_2 t_3) - q^2 \dot{a}_2 (\tilde{t}_3 \tilde{t}_4 + t_3 t_4) - \dot{a}_3 (\tilde{t}_1 \tilde{t}_4 + t_1 t_4) - q^2 \dot{a}_4 (\tilde{t}_1 \tilde{t}_2 + t_1 t_2) \\ & + (\tilde{t}_2 t_3 + t_2 \tilde{t}_3) r_1 + (\tilde{t}_3 t_4 + t_3 \tilde{t}_4) r_2 + q^2 (\tilde{t}_4 t_1 + t_4 \tilde{t}_1) r_3 + (\tilde{t}_1 t_2 + t_1 \tilde{t}_2) r_4 \\ & - q(\tilde{t}_1 \tilde{t}_3 + t_1 t_3)(\tilde{t}_2 t_4 + t_2 \tilde{t}_4) - q(\tilde{t}_1 t_3 + t_1 \tilde{t}_3)(\tilde{t}_2 \tilde{t}_4 + t_2 t_4) \\ & + q \alpha x_2 (t_2 - \tilde{t}_2)(t_4 - \tilde{t}_4) + \alpha(u_2 - \ell_2)(t_4 - \tilde{t}_4) + \alpha(u_4 - \ell_4)(t_2 - \tilde{t}_2). \end{aligned}$$

Therefore,

$$\begin{aligned} & q(z - \tilde{z})(s_3 - \alpha) \\ = & (u_1 \tilde{t}_3 + \ell_1 t_3 + u_3 \tilde{t}_1 + \ell_3 t_1 - q x_1 (t_1 t_3 + \tilde{t}_1 \tilde{t}_3))(s_3 - \alpha) \\ & - (u_2 \tilde{t}_4 + \ell_2 t_4 + u_4 \tilde{t}_2 + \ell_4 t_2 - q x_2 (t_2 t_4 + \tilde{t}_2 \tilde{t}_4))(s_3 - \alpha) \\ = & \alpha \left( q x_1 (t_1 - \tilde{t}_1)(t_3 - \tilde{t}_3) - q x_2 (t_2 - \tilde{t}_2)(t_4 - \tilde{t}_4) + (u_1 - \ell_1)(t_3 - \tilde{t}_3) \right. \\ & \left. + (u_3 - \ell_3)(t_1 - \tilde{t}_1) - (u_2 - \ell_2)(t_4 - \tilde{t}_4) - (u_4 - \ell_4)(t_2 - \tilde{t}_2) \right). \end{aligned}$$

By (2), (3),  $z = \tilde{z}$  in  $\mathcal{S}(X)$ , so that  $(z - \tilde{z})(s_3 - \alpha) = 0$ . Thus we obtain the following fascinating identity:

$$\begin{aligned} & \alpha \left( q x_1 (t_1 - \tilde{t}_1)(t_3 - \tilde{t}_3) - q x_2 (t_2 - \tilde{t}_2)(t_4 - \tilde{t}_4) + (u_1 - \ell_1)(t_3 - \tilde{t}_3) \right. \\ & \left. + (u_3 - \ell_3)(t_1 - \tilde{t}_1) - (u_2 - \ell_2)(t_4 - \tilde{t}_4) - (u_4 - \ell_4)(t_2 - \tilde{t}_2) \right) = 0. \quad (4) \end{aligned}$$



### 3 Producing torsion

Remember that  $x_1 \tilde{t}_i = \tilde{t}_i x_1$  for all  $i$  and  $x_1 t_i = t_i x_1$  for  $i \neq 1$ . Multiplying (4) by  $x_1$  on the right yields

$$\begin{aligned} & \alpha \left( qx_1(t_1 - \tilde{t}_1)x_1(t_3 - \tilde{t}_3) - qx_2x_1(t_2 - \tilde{t}_2)(t_4 - \tilde{t}_4) + (u_1 - \ell_1)x_1(t_3 - \tilde{t}_3) \right. \\ & \quad \left. + (u_3 - \ell_3)x_1(t_1 - \tilde{t}_1) - x_1(u_2 - \ell_2)(t_4 - \tilde{t}_4) - x_1(u_4 - \ell_4)(t_2 - \tilde{t}_2) \right) \\ & + (q^2 - \bar{q}^2)(u_3 - \ell_3)(\ell_1 - \ell'_1) = 0; \end{aligned} \quad (5)$$

we have used the following identity in  $\mathcal{S}(V)$ :

$$t_1 x_1 - x_1 t_1 = (q - \bar{q})(\ell_1 - \ell'_1),$$

which can be obtained by comparing the two formulas in Figure 10.

$$\begin{aligned} \text{Upper: } & \text{Diagram 1} = q^{\frac{1}{2}} \text{Diagram 2} + \bar{q}^{\frac{1}{2}} \text{Diagram 3} \\ & = q \text{Diagram 4} + \text{Diagram 5} + \text{Diagram 6} + \bar{q} \text{Diagram 7} \\ & = q \text{Diagram 8} + \text{Diagram 9} + \text{Diagram 10} + \bar{q} \text{Diagram 11} \\ \text{Lower: } & \text{Diagram 12} = \bar{q} \text{Diagram 13} + \text{Diagram 14} + \text{Diagram 15} + q \text{Diagram 16} \end{aligned}$$

**Figure 10:** Upper:  $x_1 t_1 = q\ell'_1 + \bar{q}\ell_1 + t_2 r_1 + t_4 r_2$ . Lower:  $t_1 x_1 = \bar{q}\ell'_1 + q\ell_1 + t_2 r_1 + t_4 r_2$ , which can be deduced similarly as the upper one.

Now turn to  $E_K$ . A crucial ingredient is that when put at the innermost places (i.e. near  $\partial E_K$ ),  $\tilde{t}_i = t_i = t$  for all  $i$ , where  $t$  is represented by a meridian of  $K$ . This is caused by attaching 2-handles, and this is why for each term in (5), we move at least one  $t_i - \tilde{t}_i$  to the right end.

In  $\mathcal{S}(E_K)$ , (5) becomes

$$(q^2 - \bar{q}^2)e = 0, \quad e = (u_3 - \ell_3)(\ell_1 - \ell'_1) = 0. \quad (6)$$

**Remark 3.1.** Using  $x_2, x_3, x_4$  or  $\tilde{x}_1, \dots, \tilde{x}_4$  instead of  $x_1$ , we may also obtain

$$\begin{aligned} (q^2 - \bar{q}^2)e_i &= 0, & e_i &= (u_{i+2} - \ell_{i+2})(\ell_i - \ell'_i), & i &= 2, 3, 4; \\ (q^2 - \bar{q}^2)\tilde{e}_i &= 0, & \tilde{e}_i &= (u_{i+2} - \ell_{i+2})(u_i - u'_i), & i &= 1, 2, 3, 4. \end{aligned}$$

Here the subindices are understood as modulo 4.

**Lemma 3.2.**  $e \neq 0$  in  $\mathcal{S}(E_K)$ .

Before proving, we provide some necessary knowledge.

### 3.1 Preliminary

For  $\mathfrak{t} \in \mathbb{C} \setminus \{\pm 2\}$ , let  $G(\mathfrak{t}) = \{\mathbf{a} \in \mathrm{SL}(2, \mathbb{C}) : \mathrm{tr}(\mathbf{a}) = \mathfrak{t}\}$ .

**Lemma 3.3.** (i) Given  $\mathfrak{t}_{12} \notin \{2, \mathfrak{t}^2 - 2\}$ , up to simultaneous conjugacy there exists a unique pair  $(\mathbf{a}_1, \mathbf{a}_2) \in G(\mathfrak{t}) \times G(\mathfrak{t})$  with  $\mathrm{tr}(\mathbf{a}_1 \mathbf{a}_2) = \mathfrak{t}_{12}$ .

If further  $\mathfrak{t}_{13}, \mathfrak{t}_{23}, \mathfrak{t}_{123}$  are given with  $f(\mathfrak{t}_{12}, \mathfrak{t}_{13}, \mathfrak{t}_{23}; \mathfrak{t}_{123}) = 0$ , where

$$f(r_1, r_2, r_3; r) = r^2 + \mathfrak{t}(\mathfrak{t}^2 - r_1 - r_2 - r_3)r + \mathfrak{t}^2(3 - r_1 - r_2 - r_3) + r_1^2 + r_2^2 + r_3^2 + r_1 r_2 r_3 - 4,$$

then there exists a unique  $\mathbf{a}_3 \in G(\mathfrak{t})$  such that  $\mathrm{tr}(\mathbf{a}_1 \mathbf{a}_3) = \mathfrak{t}_{13}$ ,  $\mathrm{tr}(\mathbf{a}_2 \mathbf{a}_3) = \mathfrak{t}_{23}$  and  $\mathrm{tr}(\mathbf{a}_1 \mathbf{a}_2 \mathbf{a}_3) = \mathfrak{t}_{123}$ .

(ii) Fix  $\mathfrak{s}_1, \dots, \mathfrak{s}_4 \in \mathbb{C}$ . Given a generic  $\mathfrak{c}$ , up to simultaneous conjugacy there exist four 4-tuples  $(\mathbf{x}_1, \dots, \mathbf{x}_4) \in G(\mathfrak{t})^{\times 4}$  such that  $\mathrm{tr}(\mathbf{x}_2 \mathbf{x}_4) = \mathfrak{c}$  and  $\mathrm{tr}(\mathbf{x}_{i-1} \mathbf{x}_i) = \mathfrak{s}_i$  for all  $i$ .

*Proof.* (i) See [6], in particular, Section 2 and Section 5 there.

(ii) When  $\mathfrak{c} \notin \{2, \mathfrak{t}^2 - 2\}$ , up to simultaneous conjugacy there exists a unique pair  $(\mathbf{x}_2, \mathbf{x}_4) \in G(\mathfrak{t})^{\times 2}$  with  $\mathrm{tr}(\mathbf{x}_2 \mathbf{x}_4) = \mathfrak{c}$ .

By (i), when the discriminant of  $f(\mathfrak{s}_1, \mathfrak{s}_2, \mathfrak{c}; -)$  does not vanish, there are two choices for  $\mathbf{x}_1 \in G(\mathfrak{t})$  with  $\mathrm{tr}(\mathbf{x}_4 \mathbf{x}_1) = \mathfrak{s}_1$  and  $\mathrm{tr}(\mathbf{x}_1 \mathbf{x}_2) = \mathfrak{s}_2$ . Also, when the discriminant of  $f(\mathfrak{s}_3, \mathfrak{s}_4, \mathfrak{c}; -)$  does not vanish, there are two choices for  $\mathbf{x}_3 \in G(\mathfrak{t})$  with  $\mathrm{tr}(\mathbf{x}_2 \mathbf{x}_3) = \mathfrak{s}_3$  and  $\mathrm{tr}(\mathbf{x}_3 \mathbf{x}_4) = \mathfrak{s}_4$ .

Thus, for generic  $\mathfrak{c}$ , there are four conjugacy classes of tuples  $(\mathbf{x}_1, \dots, \mathbf{x}_4)$  with  $\mathrm{tr}(\mathbf{x}_2 \mathbf{x}_4) = \mathfrak{c}$  and  $\mathrm{tr}(\mathbf{x}_{i-1} \mathbf{x}_i) = \mathfrak{s}_i$ .  $\square$

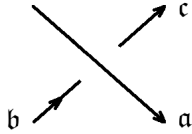
To each  $a/b \in \mathbb{Q}$  with  $(a, b) = 1$  is associated a rational tangle  $[a/b]$  by drawing slope  $a/b$  lines on a ‘‘square pillowcase’’ starting at the four corners (labeled by NW, NE, SW, SE). Connecting the NW (resp. NE) end to SW (resp. SE) end by an arc, one obtains a rational link  $B(a/b)$ . When  $b$  is odd,  $B(a/b)$  is a knot; otherwise,  $B(a/b)$  has two components.

Our knot  $K = K(a_1/b_1, a_2/b_2, a_3/b_3, a_4/b_4)$  is obtained by joining the NE (resp. SE) end of  $[a_i/b_i]$  to the NW (resp. SW) end of  $[a_{i+1}/b_{i+1}]$  for  $i = 1, 2, 3, 4$ . In Figure 1, the rectangle labeled with  $i$  stands for  $[a_i/b_i]$ .



**Figure 11:** Left: the rational tangle  $[2/3]$ . Right: the rational knot  $B(2/3)$ .

For a link  $L$ , call a representation  $\pi_1(S^3 \setminus L) \rightarrow \mathrm{SL}(2, \mathbb{C})$  simply a representation of  $L$ . Given a projection diagram of  $L$ , let  $\mathcal{D}(L)$  denote the set of directed arcs; each arc gives rise to two directed arcs. From the viewpoint of Wirtinger presentation, a representation of  $L$  identifies with a function  $\rho : \mathcal{D}(L) \rightarrow \mathrm{SL}(2, \mathbb{C})$  such that  $\rho(\mathbf{a}^{-1}) = \rho(\mathbf{a})^{-1}$  for each  $\mathbf{a} \in \mathcal{D}(L)$  and  $\rho(\mathbf{c}) = \rho(\mathbf{a})\rho(\mathbf{b})\rho(\mathbf{a})^{-1}$  for all  $\mathbf{a}, \mathbf{b}, \mathbf{c} \in \mathcal{D}(L)$  forming a crossing as follows:



By this manner, we can talk about representations of tangles.

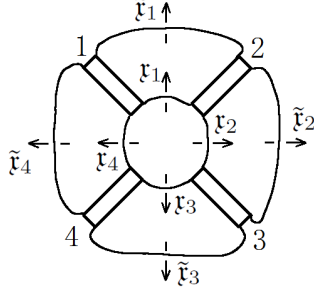
**Lemma 3.4.** *Let  $b > 2$ . Given a generic  $\mathbf{t}$ , the rational link  $B(a/b)$  admits an irreducible representation sending each meridian to an element of  $G(\mathbf{t})$ .*

This was is asserted in [11] Section 7; one may refer to [13,14] for details.

### 3.2 A subvariety of $\mathcal{X}(E_K)$

Fix a generic  $\mathbf{t} \neq \pm 2$ . For each  $i$ , take an irreducible representation  $\varrho_i$  of  $B(a_i/b_i)$ ; it can be identified with a representation  $\varrho'_i$  of  $[a_i/b_i]$  such that  $\varrho'_i(\tilde{\mathbf{r}}_{i-1}) = \varrho'_i(\mathbf{r}_{i-1})^{-1}$  and  $\varrho'_i(\tilde{\mathbf{r}}_i) = \varrho'_i(\mathbf{r}_i)^{-1}$ . Let  $\mathbf{u}_i = \varrho'_i(\mathbf{r}_{i-1})$ ,  $\mathbf{v}_i = \varrho'_i(\mathbf{r}_i)$ , and let  $\mathbf{s}_i = \mathrm{tr}(\mathbf{u}_i\mathbf{v}_i)$ . By [4] Lemma 3.1,  $\mathbf{u}_i, \mathbf{v}_i$  have no common eigenvector; otherwise, since each element in the image of  $\varrho_i$  is word in  $\mathbf{u}_i, \mathbf{v}_i$ , we would deduce that  $\varrho_i$  is reducible. Then by [4] Lemma 2.2 (d),  $\mathbf{s}_i \notin \{2, \mathbf{t}^2 - 2\}$ .

From the  $\varrho_i$ 's together with a generic  $\mathbf{b} \in \mathbb{C}$ , we can cook up a representation  $\rho^{\mathbf{b}}$  of  $K$  in the following way. By Lemma 3.3 (ii), there exist  $\mathbf{x}_1, \dots, \mathbf{x}_4 \in G(\mathbf{t})$  with  $\mathrm{tr}(\mathbf{x}_2\mathbf{x}_4) = \mathbf{b}$  and  $\mathrm{tr}(\mathbf{x}_{i-1}\mathbf{x}_i) = \mathbf{s}_i$  for all  $i$ . For each  $i$ , since  $\mathrm{tr}(\mathbf{u}_i\mathbf{v}_i) = \mathrm{tr}(\mathbf{x}_{i-1}\mathbf{x}_i)$ , by Lemma 3.3 (i) there exists  $\mathbf{c}_i \in \mathrm{SL}(2, \mathbb{C})$  such that  $\mathbf{c}_i\mathbf{u}_i\mathbf{c}_i^{-1} = \mathbf{x}_{i-1}$  and  $\mathbf{c}_i\mathbf{v}_i\mathbf{c}_i^{-1} = \mathbf{x}_i$ . Let  $\rho_i = \mathbf{c}_i\varrho'_i\mathbf{c}_i^{-1}$ , by which we



**Figure 12:** In the Wirtinger presentation, the  $\mathfrak{r}_i$ 's and  $\tilde{\mathfrak{r}}_i$ 's denote elements of  $\pi_1(E_K)$ .

mean the representation of  $[a_i/b_i]$  sending each directed arc  $\mathfrak{a}$  to  $\mathbf{c}_i \rho'_i(\mathfrak{a}) \mathbf{c}_i^{-1}$ . These  $\rho_i$ 's fit together to define a representation  $\rho^{\mathbf{b}}$ . It satisfies

$$\rho^{\mathbf{b}}(\mathfrak{r}_2^{-1} \mathfrak{r}_4) = \text{tr}(\mathbf{x}_2^{-1} \mathbf{x}_4) = \text{tr}((\mathbf{t}\mathbf{e} - \mathbf{x}_2) \mathbf{x}_4) = \mathbf{t}^2 - \mathbf{b}, \quad (7)$$

where  $\mathbf{e}$  denotes the identity matrix, and  $\mathbf{x} + \mathbf{x}^{-1} = \text{tr}(\mathbf{x}) \cdot \mathbf{e}$  is used.

Let  $\mathcal{X}_1 \subset \mathcal{X}(E_K)$  consist of characters of such  $\rho^{\mathbf{b}}$ , for various  $\mathbf{b}$ . Elements of  $\mathcal{X}_1$  are identified with simultaneous conjugacy classes of  $(\mathbf{x}_1, \dots, \mathbf{x}_4)$ 's. The only important thing to keep in mind is that  $\mathcal{X}_1$  is an algebraic curve.

Abusing the notation, let  $\text{tr}(\mathfrak{r}_{i_1}^{\varepsilon_1} \cdots \mathfrak{r}_{i_s}^{\varepsilon_s}) \in \mathbb{C}[\mathcal{X}_1]$  denote the function sending  $(\mathbf{x}_1, \dots, \mathbf{x}_4)$  to  $\text{tr}(\mathbf{x}_{i_1}^{\varepsilon_1} \cdots \mathbf{x}_{i_s}^{\varepsilon_s})$ , and let  $\mathfrak{t}_{i_1 \dots i_s} = \text{tr}(\mathfrak{r}_{i_1} \cdots \mathfrak{r}_{i_s})$ . Note that  $\mathfrak{t}_i \equiv \mathbf{t}$  and  $\mathfrak{t}_{i-1, i} \equiv \mathbf{t}^2 - \mathbf{s}_i$  for each  $i$ , while  $\mathfrak{t}_{24}$  is nonconstant.

### 3.3 Proof of Lemma 3.2 and discussions

*Proof.* Set  $q^{\frac{1}{2}} = -1$ . Recall that through the map (1), elements of  $\mathcal{S}(E_K)$  can be regarded as functions on  $\mathcal{X}(E_K)$ , so they can be regarded as functions on  $\mathcal{X}_1$ . In particular,  $\epsilon(t) = -\mathbf{t}$ .

Using  $\mathbf{x}_i^{-1} = \mathbf{t}\mathbf{e} - \mathbf{x}_i$ , we can compute

$$\begin{aligned} \epsilon(\ell_i) &= -\text{tr}(\mathfrak{r}_{i-1}^{-1} \mathfrak{r}_i \mathfrak{r}_{i+1}^{-1}) = \mathfrak{t}(\mathfrak{t}_{i, i+1} + \mathfrak{t}_{i-1, i} - \mathbf{t}^2) - \mathfrak{t}_{i-1, i, i+1}, \\ \epsilon(u_i) = \epsilon(\ell'_i) &= -\text{tr}(\mathfrak{r}_{i-1} \mathfrak{r}_i^{-1} \mathfrak{r}_{i+1}) = -\mathfrak{t}\mathfrak{t}_{i-1, i+1} + \mathfrak{t}_{i-1, i, i+1}. \end{aligned}$$

Consequently,

$$\begin{aligned} \epsilon(\ell'_1 - \ell_1) &= 2\mathfrak{t}_{124} - \mathfrak{t}(\mathfrak{t}_{12} + \mathfrak{t}_{41} + \mathfrak{t}_{24} - \mathbf{t}^2), \\ \epsilon(u_3 - \ell_3) &= 2\mathfrak{t}_{234} - \mathfrak{t}(\mathfrak{t}_{23} + \mathfrak{t}_{34} + \mathfrak{t}_{24} - \mathbf{t}^2). \end{aligned}$$

If  $\epsilon(\ell'_1 - \ell_1) = 0$ , then  $\mathbf{t}_{124} = (1/2)\mathbf{t}(\mathbf{t}_{12} + \mathbf{t}_{41} + \mathbf{t}_{24} - \mathbf{t}^2)$ , which combined with  $f(\mathbf{t}_{12}, \mathbf{t}_{41}, \mathbf{t}_{24}; \mathbf{t}_{124}) = 0$  implies the following quadratic equation in  $\mathbf{t}_{24}$ :

$$\frac{1}{4}\mathbf{t}^2(\mathbf{t}_{12} + \mathbf{t}_{41} + \mathbf{t}_{24} - \mathbf{t}^2)^2 + \mathbf{t}^2(\mathbf{t}_{12} + \mathbf{t}_{41} + \mathbf{t}_{24} - 3) - (\mathbf{t}_{12}^2 + \mathbf{t}_{41}^2 + \mathbf{t}_{24}^2 + \mathbf{t}_{12}\mathbf{t}_{41}\mathbf{t}_{24} - 4) = 0.$$

Hence  $\epsilon(\ell'_1 - \ell_1) \neq 0$  in a Zariski open subset of  $\mathcal{X}_1$ .

Similarly,  $\epsilon(u_3 - \ell_3) \neq 0$  in a Zariski open subset of  $\mathcal{X}_1$ .

Thus,  $\epsilon(e) \neq 0$  in  $\mathbb{C}[\mathcal{X}_1]$ , implying  $e \neq 0$  in  $\mathcal{S}(E_K)$ .  $\square$

**Remark 3.5.** The result also holds when  $K$  is a link with at least two components, as long as  $\tilde{t}_i = t_i$  for each  $i$  can be ensured when attaching 2-handles onto  $X$  to construct  $E_K$ . To be precise, if the number of  $i$ 's with  $2 \nmid a_i$  is 1, 3 or 4, then (6) and Lemma 3.2 are still true, no matter how many components do  $K$  have.

**Remark 3.6.** When  $b_i \leq 2$  for some  $i$ , the identities (4) and (6) still hold, but we are no longer able to find a subvariety of  $\mathcal{X}(E_K)$  such as  $\mathcal{X}_1$  to rule out  $\text{ev}(e) = 0$ .

When  $a_i/b_i \in \{\pm 1\}$  for two  $i$ 's,  $K$  collapses to a 2-bridge knot, and it was known that  $\mathcal{S}(E_K)$  is free (see [8] Section 5). Indeed, in this case we can directly show  $e = 0$  without much difficulty.

**Remark 3.7.** The proof is also valid for  $e_i, \tilde{e}_i$  given in Remark 3.1. Thus we actually have found 8 torsion elements.

## 4 Infinitely many torsion elements

For a variable  $\mathbf{x}$ , define  $\gamma_n(\mathbf{x})$  recursively by

$$\gamma_1(\mathbf{x}) = 1, \quad \gamma_2(\mathbf{x}) = \mathbf{x}; \quad \gamma_{n+1}(\mathbf{x}) = \mathbf{x}\gamma_n(\mathbf{x}) - \gamma_{n-1}(\mathbf{x}), \quad n \geq 2.$$

In terminology,  $\gamma_n$  is the  $(n - 1)$ -th *Chebyshev polynomial* of second kind. Let  $\theta_n$  be the  $n$ -th Chebyshev polynomial of first kind, defined by

$$\theta_0(\mathbf{x}) = 2, \quad \theta_1(\mathbf{x}) = \mathbf{x}; \quad \theta_{n+1}(\mathbf{x}) = \mathbf{x}\theta_n(\mathbf{x}) - \theta_{n-1}(\mathbf{x}), \quad n \geq 1.$$

Let

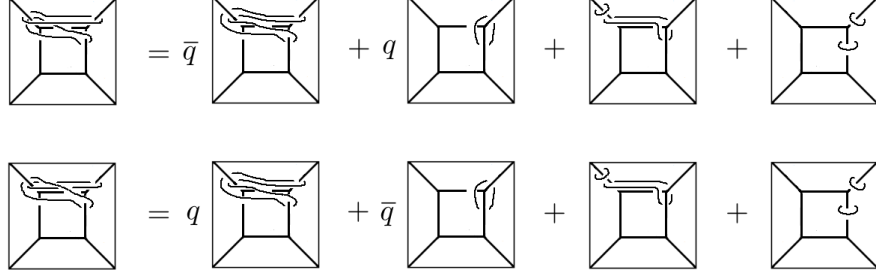
$$\phi_n(\mathbf{x}) = \sum_{j=0}^{\lfloor \frac{n}{2} \rfloor - 1} (q^{n-1-2j} - \bar{q}^{n-1-2j}) \gamma_{n-1-2j}(\mathbf{x}).$$

Using

$$\gamma_{n+1}(\mathbf{x}) = (\mathbf{x}^2 - 2)\gamma_{n-1}(\mathbf{x}) - \gamma_{n-3}(\mathbf{x}),$$

we can show by induction on  $n$  that

$$\phi_n(\mathfrak{r}) = \frac{(q^{n-1} - \bar{q}^{n-1})\gamma_{n+1}(\mathfrak{r}) - (q^{n+1} - \bar{q}^{n+1})\gamma_{n-1}(\mathfrak{r})}{\mathfrak{r}^2 - \alpha^2}. \quad (8)$$



**Figure 13:** These can be easily deduced by applying skein relations.

Denote  $x$  for  $x_1$ . Comparing the two equations in Figure 10, we obtain

$$xt_1 = q^2 t_1 x + (\bar{q} - q^3)\ell_1 + (1 - q^2)c, \quad c = t_4 r_2 + t_2 r_1. \quad (9)$$

Comparing the two equations in Figure 13, we obtain

$$x\ell_1 = \bar{q}^2 \ell_1 x + (q - \bar{q}^3)t_1 + (1 - \bar{q}^2)c', \quad c' = t_4 r_1 + t_2 r_2. \quad (10)$$

Note that  $c, c'$  commute with  $x$ . Formally introduce

$$v = t_1 + \frac{cx + \alpha c'}{\alpha^2 - x^2}, \quad v' = \ell_1 + \frac{c'x + \alpha c}{\alpha^2 - x^2},$$

then (9), (10) are equivalent to  $x(v, v') = (v, v')A$ , with

$$A = \begin{pmatrix} q^2 x & q - \bar{q}^3 \\ \bar{q} - q^3 & \bar{q}^2 x \end{pmatrix}.$$

Abbreviate  $\gamma_k(x)$  to  $\gamma_k$ , and abbreviate  $\phi_k(x)$  to  $\phi_k$ .

**Lemma 4.1.** *We have*

$$\theta_n(A) = \begin{pmatrix} q^{2n}\gamma_{n+1} - \bar{q}^{2n}\gamma_{n-1} & \bar{q}(q^{2n} - \bar{q}^{2n})\gamma_n \\ -q(q^{2n} - \bar{q}^{2n})\gamma_n & \bar{q}^{2n}\gamma_{n+1} - q^{2n}\gamma_{n-1} \end{pmatrix}.$$

*Proof.* Let  $\Theta_n$  denote the matrix given by the right-hand-side. Clearly,  $\Theta_0$  is twice the identity, and  $\Theta_1 = A$ . One can verify that  $\Theta_{n+1} = A\Theta_n - \Theta_{n-1}$  for all  $n \geq 1$ . Thus,  $\Theta_n = \theta_n(A)$  for all  $n$ .  $\square$

Then  $\theta_n(x)(v, v') = (v, v')\theta_n(A)$ , whose first entry reads

$$\theta_n(x)v = v\Delta - q(q^{2n} - \bar{q}^{2n})v'\gamma_n,$$

with  $\Delta = q^{2n}\gamma_{n+1} - \bar{q}^{2n}\gamma_{n-1}$ . Thus,

$$t_1\Delta = \theta_n(x)t_1 + q(q^{2n} - \bar{q}^{2n})\ell_1\gamma_n + (q^n - \bar{q}^n)((q^n\gamma_n + \phi_{n-1})c + \phi_n c'); \quad (11)$$

when determining the ‘‘coefficients’’ of  $c$  and  $c'$ , we have used (8).

Similarly as in (5),

$$\begin{aligned} 0 = & \alpha \left( qx(t_1 - \tilde{t}_1)\Delta(t_3 - \tilde{t}_3) - qx'\Delta(t_2 - \tilde{t}_2)(t_4 - \tilde{t}_4) + (u_1 - \ell_1)\Delta(t_3 - \tilde{t}_3) \right. \\ & \left. + (u_3 - \ell_3)\Delta(t_1 - \tilde{t}_1) - \Delta(u_2 - \ell_2)(t_4 - \tilde{t}_4) - \Delta(t_2 - \tilde{t}_2)(u_4 - \ell_4) \right) \\ & + \alpha(u_3 - \ell_3)((\theta_n(x) - \Delta)t_1 + (q^n - \bar{q}^n)\Psi + q(q^{2n} - \bar{q}^{2n})\ell_1\gamma_n(x)), \end{aligned} \quad (12)$$

where (11) is used, and

$$\Psi = (q^n\gamma_n + \phi_{n-1})c + \phi_n c' = (q^n\gamma_n + \phi_{n-1})(t_4r_2 + t_2r_1) + \phi_n(t_4r_1 + t_2r_2).$$

Turn to  $\mathcal{S}(E_K)$ . Then  $t_i = \tilde{t}_i = t$  for all  $i$ , so  $\Psi = \kappa_n t$ , with

$$\kappa_n = \left( q^n\gamma_n(x) + \sum_{j=1}^{n-1} (q^j - \bar{q}^j)\gamma_j(x) \right) (r_1 + r_2) - q^n\gamma_{n+1}(x) - \bar{q}^n\gamma_{n-1}(x).$$

It follows from (12) that  $(q^n - \bar{q}^n)e^{(n)} = 0$ , with

$$e^{(n)} = \alpha(u_3 - \ell_3)(\bar{q}\kappa_n t + (q^n + \bar{q}^n)\ell_1\gamma_n(x)). \quad (13)$$

**Remark 4.2.** In the case  $n = 1$ , note that  $\kappa_1 = q(r_1 + r_2 - x)$ , so

$$e^{(1)} = \alpha(u_3 - \ell_3)((r_1 + r_2 - x)t + \alpha\ell_1).$$

Using  $xt = q\ell'_1 + \bar{q}\ell_1 + t(r_1 + r_2)$  (which follows from the upper formula in Figure 10), we can rewrite  $e^{(1)} = q\alpha e$ .

**Lemma 4.3.**  $e^{(n)} \neq 0$  in  $\mathcal{S}(E_K)$ .

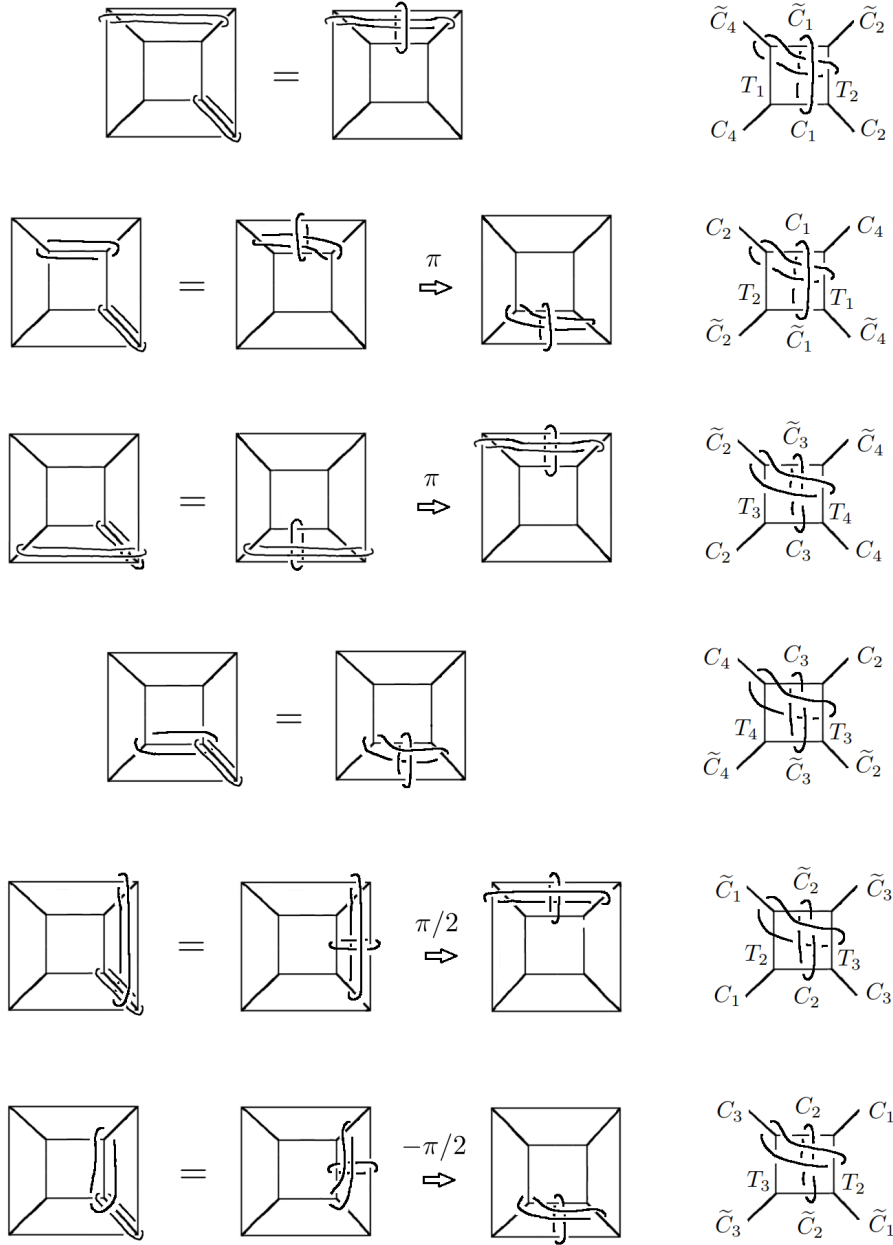
*Proof.* Clearly,  $\kappa_n = (r_1 + r_2 - x)\gamma_n(x)$  when  $q = 1$ . By (7),  $\epsilon(x) = t_{24} - t^2$ . Hence  $\epsilon(e^{(n)}) = 2\epsilon(e)\gamma_n(\epsilon(x))$ . Since  $\gamma_n(\epsilon(x)) \neq 0$  defines a Zariski open subset of  $\mathcal{X}_1$ , from the proof of Lemma 3.2 we see  $\epsilon(e^{(n)}) \neq 0$  in  $\mathbb{C}[\mathcal{X}_1]$ . Thus,  $e^{(n)} \neq 0$  in  $\mathcal{S}(E_K)$ .  $\square$

## Appendix

$$\begin{aligned}
 & \text{Diagram 1} = \text{Diagram 2} = q^{\frac{1}{2}} \text{Diagram 3} + \bar{q}^{\frac{1}{2}} \text{Diagram 4} \\
 & = q \text{Diagram 5} + \text{Diagram 6} + \text{Diagram 7} + \bar{q} \text{Diagram 8} \\
 & = q \text{Diagram 9} + \text{Diagram 10} + \text{Diagram 11} + \bar{q} \text{Diagram 12} \\
 & \text{Diagram 13} = \text{Diagram 14} = q^{\frac{1}{2}} \text{Diagram 15} + \bar{q}^{\frac{1}{2}} \text{Diagram 16} \\
 & = q \text{Diagram 17} + \text{Diagram 18} + \text{Diagram 19} + \bar{q} \text{Diagram 20} \\
 & = q \text{Diagram 21} + \text{Diagram 22} + \text{Diagram 23} + \bar{q} \text{Diagram 24}
 \end{aligned}$$

Figure 14: Computing  $x_1 s_3$  and  $x_2 s_3$ .





**Figure 15:** First to sixth rows: for computing  $u_1s_3, l_1s_3, u_3s_3, l_3s_3, u_2s_3, l_2s_3$ . The computations for  $u_4s_3, l_4s_3$  are similar to  $u_1s_3, l_1s_3$ . In each row, displayed at the rightmost is the "local shape" (just so named).

$$\begin{aligned}
& \text{Diagram 1} = q^{\frac{1}{2}} \text{Diagram 2} + \bar{q}^{\frac{1}{2}} \text{Diagram 3} = q \text{Diagram 4} + \text{Diagram 5} - q \text{Diagram 6} \\
& = q^{\frac{3}{2}} \text{Diagram 7} + q^{\frac{1}{2}} \text{Diagram 8} + \text{Diagram 9} + \bar{q} \text{Diagram 10} + \text{Diagram 11} \\
& = q^{\frac{3}{2}} \text{Diagram 12} - q^2 \text{Diagram 13} + \text{Diagram 14} \\
& \quad - q \text{Diagram 15} - \text{Diagram 16} + \text{Diagram 17} \\
& = q^2 \text{Diagram 18} + q \text{Diagram 19} - q^2 \text{Diagram 20} - q^2 \text{Diagram 21} - q \text{Diagram 22} \\
& \quad + \bar{q} \text{Diagram 23} + \text{Diagram 24} - \text{Diagram 25} + \text{Diagram 26} \\
& = q^2 \text{Diagram 27} - q^2 \text{Diagram 28} - q^2 \text{Diagram 29} - \text{Diagram 30} \\
& \quad + \text{Diagram 31} + \text{Diagram 32} - q \text{Diagram 33} + \alpha \text{Diagram 34}
\end{aligned}$$

**Figure 16:** Used to compute  $u_1s_3, l_1s_3, u_4s_3, l_4s_3$ .

$$\begin{aligned}
& \text{Diagram} = q^{\frac{1}{2}} \text{Diagram} + \bar{q}^{\frac{1}{2}} \text{Diagram} = q^{\frac{1}{2}} \text{Diagram} + \text{Diagram} + \bar{q} \text{Diagram} \\
& = q \text{Diagram} + \text{Diagram} + \text{Diagram} + \bar{q}^{\frac{1}{2}} \text{Diagram} - \text{Diagram} \\
& = -q^3 \text{Diagram} - q^2 \text{Diagram} + \text{Diagram} \\
& \quad -q^2 \text{Diagram} - q \text{Diagram} + \bar{q}^{\frac{1}{2}} \text{Diagram} - \text{Diagram} \\
& = q \text{Diagram} + q^2 \text{Diagram} - q^2 \text{Diagram} + \text{Diagram} \\
& \quad -q^2 \text{Diagram} - q \text{Diagram} + \text{Diagram} + \bar{q} \text{Diagram} - \text{Diagram} \\
& = \text{Diagram} - \text{Diagram} - q^2 \text{Diagram} - q^2 \text{Diagram} \\
& \quad + q^2 \text{Diagram} + \text{Diagram} - q \text{Diagram} + \alpha \text{Diagram}
\end{aligned}$$

**Figure 17:** Used to compute  $u_3 s_3$  and  $\ell_2 s_3$ .

$$\begin{aligned}
& \text{Diagram 1} = q^{\frac{1}{2}} \text{Diagram 2} + \bar{q}^{\frac{1}{2}} \text{Diagram 3} = q^{\frac{1}{2}} \text{Diagram 4} + \text{Diagram 5} + \bar{q} \text{Diagram 6} \\
& = q \text{Diagram 7} + \text{Diagram 8} + \text{Diagram 9} + \bar{q}^{\frac{1}{2}} \text{Diagram 10} + \bar{q}^{\frac{3}{2}} \text{Diagram 11} \\
& = -q^3 \text{Diagram 12} - q^2 \text{Diagram 13} + \text{Diagram 14} \\
& \quad + \text{Diagram 15} + \bar{q}^{\frac{1}{2}} \text{Diagram 16} - \text{Diagram 17} \\
& = q \text{Diagram 18} + q^2 \text{Diagram 19} - q^2 \text{Diagram 20} + \text{Diagram 21} \\
& \quad - q^2 \text{Diagram 22} - q \text{Diagram 23} + \text{Diagram 24} + \bar{q} \text{Diagram 25} - \text{Diagram 26} \\
& = \text{Diagram 27} - q^2 \text{Diagram 28} - \text{Diagram 29} - q^2 \text{Diagram 30} \\
& \quad + \text{Diagram 31} + q^2 \text{Diagram 32} - q \text{Diagram 33} + \alpha \text{Diagram 34}
\end{aligned}$$

**Figure 18:** Used to compute  $\ell_3 s_3$  and  $u_2 s_3$ .

## References

- [1] R. Bakshi, D. Ibarra, G. Montoya-Vega, J. Przytycki, and D. Weeks, On framings of links in 3-manifolds, *Canad. Math. Bull.* 64 (2021), no. 4, 752–764.
- [2] G. Belletti and R. Detcherry, On torsion in the Kauffman bracket skein module of 3-manifolds, arXiv: 2406.17454.
- [3] D. Bullock, Rings of  $SL_2(\mathbb{C})$ -characters and the Kauffman bracket skein module, *Comment. Math. Helv.* 72 (1997), 521–542.
- [4] H.-M. Chen, The  $SL(2, \mathbb{C})$ -character variety of a Montesinos knot, *Stu. Sci. Math. Hung.* 59 (2022), no. 1, 75–91.
- [5] S. Gunningham, D. Jordan, and P. Safronov, The finiteness conjecture for skein modules, *Invent. Math.* 232 (2023), no. 1, 301–363.
- [6] W.M. Goldman, Trace coordinates on Fricke spaces of some simple hyperbolic surfaces, in: *Handbook of Teichmüller theory*, Vol. II, 611–684, IRMA Lect. Math. Theor. Phys., 13, Eur. Math. Soc., Zürich, 2009.
- [7] R. Kirby, *Problems in low-dimensional topology*, AMS/IP Stud. Adv. Math., 2.2, Geometric topology (Athens, GA, 1993), 35–473, Amer. Math. Soc., Providence, RI, 1997.
- [8] T.Q.T. Lê, The colored Jones polynomial and the A-polynomial of knots, *Adv. Math.* 207 (2006), no. 2, 782–804.
- [9] U. Oertel, Closed incompressible surfaces in complements of star links, *Pac. J. Math.* 111 (1984), no. 1, 209–230.
- [10] T. Ohtsuki, *Problems on invariants of knots and 3-manifolds*, Geometry and Topology Monographs, Volume 4, 2002-2004.
- [11] T. Ohtsuki, R. Riley, and M. Sakuma, Epimorphisms between 2-bridge link groups. In: *The Zieschang Gedenkschrift*, 417–450. Geom. Topol. Monogr., 14, Geometry & Topology Publications, Coventry, 2008.
- [12] J.H. Przytycki, Fundamentals of Kauffman bracket skein modules, *Kobe J. Math.* 16 (1999), no. 1, 45–66.
- [13] R. Riley, Nonabelian representations of 2-bridge knot groups. *Quart. J. Math. Oxford Ser. (2)* 35 (1984), no. 138, 191–208.

- [14] R. Riley, Algebra for Heckoid groups, *Trans. Amer. Math. Soc.* 334 (1992), no. 1, 389–409.

Haimiao Chen (orcid: 0000-0001-8194-1264) *chenhm@math.pku.edu.cn*  
Department of Mathematics, Beijing Technology and Business University,  
Liangxiang Higher Education Park, Fangshan District, Beijing, China.