

ON THOMPSON GROUPS FOR WAŻEWSKI DENDRITES

MATTEO TAROCCHI

ABSTRACT. We study a family of Thompson-like groups built as rearrangement groups of fractals from [BF19], each acting on a Ważewski dendrite. Each of these is a finitely generated group that is dense in the full group of homeomorphisms of the dendrite (studied in [DM19]) and has infinite-index finitely generated simple commutator subgroup, with a single possible exception. More properties are discussed, including finite subgroups, the conjugacy problem, invariable generation and existence of free subgroups. We discuss many possible generalizations, among which we find the Airplane rearrangement group T_A . Despite close connections with Thompson’s group F , dendrite rearrangement groups seem to share many features with Thompson’s group V .

INTRODUCTION

The main trio of Thompson groups, commonly denoted by F , T and V , was introduced in the 60’s by Richard Thompson. The two bigger siblings T and V became the first known examples of infinite finitely presented simple groups, while F , despite many decades of attempts, is still shrouded in the mystery that concerns its amenability. These are countable groups of “piecewise-rigid” homeomorphisms of the unit interval, the unit circle and the Cantor space, respectively: the main idea behind this “piecewise-rigidity” is that the space on which they act is equipped with dyadic subdivision rules that provide arbitrarily granular finite partitions, and the elements of a Thompson’s group act by homeomorphisms that are also bijections between the pieces of two such partitions. A common reference for an introduction to these groups is [CFP96]. Thompson groups have prompted many generalizations based on the same idea of permuting the pieces of objects of some sort of a rewriting system, among which we recall, as examples: the Thompson-Stein groups from [Ste92], where multiple arities of subdivisions are allowed; the diagram groups studied in [GS97], where the subdivision rules are relations of a semigroup presentation; the higher-dimensional versions of V introduced in [Bri04], based on subdivisions of Cantor cubes, and in [BZ22] a version of these last groups that allows twisting the pieces of the partition.

Another notable example is the family of rearrangement groups of fractals recently introduced in [BF19] by J. Belk and B. Forrest. These are groups of “piecewise-rigid” homeomorphisms of certain fractals that are built using subdivision rules

The author would like to thank Jim Belk, Indira Chatterji, Bruno Duchesne, Francesco Matucci and Davide Perego for discussions and advices, and is thankful to Ilaria Castellano and Bianca Marchionna for useful conversations about topological groups. The author is also grateful to Jim Belk and Bradley Forrest for kindly providing their images of the Airplane and Vicsek limit spaces depicted in Figures 4 and 12, originally published in their work [BF19], and would like to express his gratitude for discussing with Jim Belk the ideas behind Proposition 6.2. The author is a member of the Gruppo Nazionale per le Strutture Algebriche, Geometriche e le loro Applicazioni (GNSAGA) of the Istituto Nazionale di Alta Matematica (INdAM).

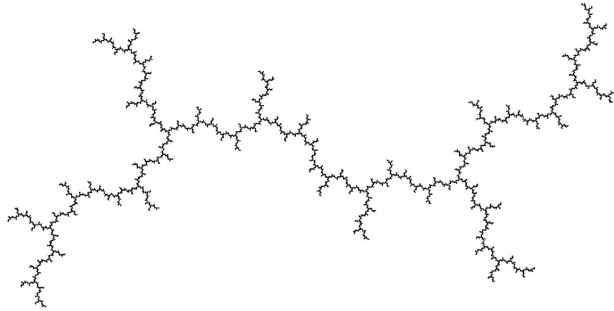


FIGURE 1. The Ważewski dendrite D_3 (image by Adam Majewski, licensed under CC BY 3.0).

based on finite graphs. The family of rearrangement groups includes the original trio of Thompson groups F , T and V along with their natural generalizations $F_{n,k}$, $T_{n,k}$ and $V_{n,k}$ (commonly known as Higman-Thompson groups), and it features new Thompson-like groups such as the Basilica rearrangement group T_B , introduced earlier in [BF15] as a prototype of rearrangement groups, and the Airplane rearrangement group T_A , introduced in [BF19] as an example and then studied in [Tar21]. It also includes certain diagram groups (Example 2.14 of [BF19]), along with the Houghton groups H_n from [Hou78] and the Thompson-like groups QF , QT and QV introduced in [Leh08] and also studied in [BMN16] (see [Tar23] for a construction of QF , QT , QV and the Houghton groups as rearrangement groups). Rearrangement groups can be embedded in Thompson's group V (see Proposition 6.7 and [Tar23, Remark 1.8]), so in particular they are countable groups.

Since this family has been introduced only recently, the list of results that are known about them is still fairly short: in [WZ19] it was showed that the Basilica rearrangement group T_B is not finitely presented; [PT22] provides a sufficient condition for non-invariable generation; in [Ner23] it is proved that T_B is dense in the group of homeomorphisms of the Basilica fractal; [Tar23] studies the conjugacy problem in this family of groups.

Among the many fractals on which a rearrangement group can act, dendrites (connected, locally connected, compact metric spaces without simple closed curves, such as the one in Figure 1) have already inspired multiple works from group theorists, arguably because of their tree-like structure (the sense in which they are tree-like can actually be formalized: see Definition 2.12 and Theorem 10.32 of [Nad92]). For example, [Cha95] is about the group of homeomorphisms of universal dendrites (i.e., dendrites that contain a homeomorphic copy of every dendrite), [SY17] is about actions of amenable countable groups on dendrites and [DM18] is about the dynamics of group actions on dendrites. The recent work [DM19], which is going to be a fundamental reference here, provides a rich study of the group of homeomorphisms of a dendrite. Moreover, [DMW19] uses Ważewski dendrites to build simple permutation groups with interesting dynamical and topological properties, and [Duc20] provides a deep study of the group of homeomorphisms of the infinite-order Ważewski dendrite D_∞ .

This work belongs to the intersection of these two fields of study in group theory, that of Thompson-like groups and that of groups acting on dendrites. We will

make use of strategies from both worlds, without assuming that the reader is familiar with any of them. We will consider Ważewski dendrites D_n ($n \geq 3$, Figure 1 depicts D_3), which can be thought as “dense n -regular trees”, and we will study rearrangement groups of Thompson-like homeomorphisms of them. After providing formal definitions and the necessary background on Ważewski dendrites and rearrangement groups in Section 1, in Section 2 we will exhibit the replacement systems \mathcal{D}_n (which is the aforementioned subdivision rules) that realize Ważewski dendrites as limit spaces, and their rearrangement groups G_n are the subjects of the subsequent Sections 3, 4, 5 and 6, where we prove the results collected in the following statement:

Main Theorem. *For each $n \geq 3$, the dendrite rearrangement group G_n is a countable group satisfying the following statements.*

Theorem 3.6: *G_n is finitely generated by a copy of Thompson’s group F and a copy of the permutation group $\text{Sym}(n)$.*

Theorem 4.4: *G_n is dense in the full group of homeomorphisms of the Ważewski dendrite D_n .*

Theorem 5.1: *The abelianization $G_n/[G_n, G_n]$ of G_n is isomorphic to the infinite group $\mathbb{Z}_2 \oplus \mathbb{Z}$.*

Theorem 5.6: *The commutator subgroup $[G_n, G_n]$ of G_n is simple if $n \geq 4$.*

Theorem 5.9: *The commutator subgroup $[G_n, G_n]$ is finitely generated.*

Theorem 6.4: *G_n and G_m are isomorphic if and only if $n = m$.*

Section 6: Dendrite rearrangement groups embed into V , but they do not embed into T nor T embeds into any of them; they are not invariably generated, their conjugacy problem is solvable, they contain non-abelian free subgroups and the cardinality of their finite subgroups have been classified.

It is not yet known whether or not the commutator subgroup of G_3 is simple, as will be discussed in Remark 5.7.

Finally, Section 7 explores the relation between dendrite rearrangement groups and the Airplane rearrangement group T_A studied in [Tar21], proving that it is dense in the group of all orientation-preserving homeomorphisms of the Ważewski dendrite D_∞ , and hints at possible generalizations of these groups, such as the rearrangement groups of generalized Ważewski dendrites D_S for finite subsets $S \subset \mathbb{N}_{\geq 3}$.

We believe that results about density of rearrangement groups in their “ambient” overgroup (which are not uncommon, as discussed in Subsection 4.2) could produce interesting connections with computer science. These results could provide a tool for “approximating” uncountable homeomorphism groups of fractals by Thompson-like groups, which, being countable and showing nice behaviour with regards to decision problems (such as often having solvable conjugacy problem by [Tar23]), are arguably quite suitable for computer processing.

Overall, dendrite rearrangement groups seem to share different behaviours from both Thompson’s group F (they are generated by a copy of F along with a finite group; they inherit many transitive properties from those of F and the commutator subgroup is partly characterized by the behaviour at the endpoints of the space on which it acts) and Thompson’s group V (such as featuring plenty of torsion elements, not being invariably generated and including copies of non-abelian free subgroups), while resembling neither F nor V .

1. BACKGROUND ON DENDRITES AND REARRANGEMENT GROUPS

This Section provides a quick introduction to the topics of dendrites and rearrangement groups. In particular, the information needed about Ważewski dendrites will be given Subsection 1.1, while Subsections 1.2 to 1.4 describe what a *replacement system* is, how it produces a fractal which we will call its *limit space* and how it prompts the definition of a group of piecewise-canonical homeomorphisms of the limit space, called *rearrangements*.

It is understood that these Subsections only provide brief overviews. Chapter X of [Nad92] gives further general details on dendrites, whereas [BF19] should be consulted for a fully detailed introduction to replacement systems, limit spaces and rearrangement groups.

1.1. Ważewski Dendrites. We begin with the general definition of dendrites, then we introduce a concept of order of a point which will be useful to define what Ważewski dendrites are.

Definition 1.1. A **dendrite** is a non-empty, locally connected, compact, connected metric space that contains no simple closed curves. A dendrite is **degenerate** if it is a singleton. A **subdendrite** is a dendrite that is the subspace of a dendrite.

There are many equivalent definitions of dendrites. For example, we could also define a dendrite to be a non-empty compact connected metric space such that the intersection of any two connected subsets is a connected subset ([Nad92, Theorem 10.10]). See also (1.1) and (1.2) in Section V.1 of [Why42] for further characterizations of dendrites among continua and locally connected continua. Non-degenerate dendrites are also the underlying topological spaces behind the so-called *metric trees* ([BM20, Proposition 2.2]). Examples of dendrites are the compactification of any simplicial tree (as noted in [DM18, Proposition 12.2]) and certain Julia sets (for instance, for the complex map $z \rightarrow z^2 + i$).

The **order** of a point p of a dendrite X is the cardinality of the set of connected components of $X \setminus \{p\}$. (For dendrites, this is equivalent to the more general notion of Menger–Urysohn order, which is discussed in [Kur68, 7, §51, p. 274–307]; see also [Nad92, Definition 9.3].) A distinction of points of a dendrite based on their order will be given later in Subsection 2.2.

For the purpose of this work, we are going to consider the most regular non-trivial dendrites, which are called Ważewski dendrites and are defined right below. We would like to mention that a general dendrite might be so irregular that its homeomorphism group is trivial, so it is natural that the most regular dendrites would produce larger and often more interesting groups of homeomorphisms.

Definition 1.2. Given a natural number $n \geq 3$, a **Ważewski dendrite** of order n , denoted by D_n , is a dendrite each of whose points is either 1, 2 or n (no intermediate values), and such that every arc of D_n (which is any subspace of D_n that is homeomorphic to the closed interval $[0, 1]$) contains a point of order n .

For example, Figure 1 depicts the Ważewski dendrite of order 3.

By Theorem 6.2 of [CD94], $D_n \simeq D_m$ if and only if $n = m$, so we can actually talk about *the* Ważewski dendrite of order n . In the next Subsections we will build these dendrites as limit spaces of replacement systems.

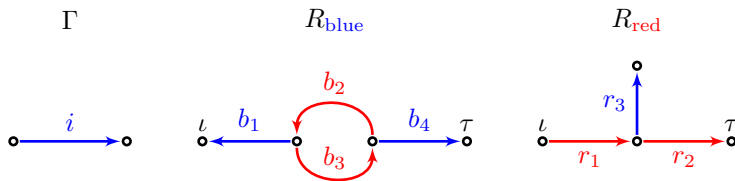


FIGURE 2. The Airplane replacement system.

1.2. Replacement Systems. We will be working with finite graphs, all of which are directed edge-colored graphs where we allow both loops and parallel edges. Thus, for our purpose a **graph** will be a sextuplet (V, E, C, i, t, c) where:

- V , E and C are finite sets, whose elements are called **vertices**, **edges** and **colors**, respectively;
- i and t are maps $E \rightarrow V$, whose images $i(e)$ and $t(e)$ are called the **initial vertex** and the **terminal vertex** of the edge e ;
- c is a map $E \rightarrow C$, and each image $c(e)$ is called the **color** of the edge e .

When the set of colors is a singleton (which will be the case for dendrite replacement systems until Subsection 7.2), the map c is trivial, and both the set C and the map c can be naturally omitted. In this case, we say that the replacement system is **monochromatic**.

Definition 1.3. A **replacement system** consists of the following data:

- a finite set C of colors, which will be coloring the edges of each graph mentioned below;
- a finite graph Γ , called the **base graph**;
- for each color $c \in C$, a finite graph R_c , called the **c replacement graph** (for example, the *red replacement graph*), equipped with distinct vertices ι and τ called the **initial** and **terminal vertices** of R_c , respectively.

Starting from the base graph Γ , we can **expand** it by replacing one of its edges e with the $c(e)$ replacement graph, attaching the initial and terminal vertices of $R_{c(e)}$ in place of the initial and terminal vertices $i(e)$ and $t(e)$ of the edge e . The same procedure can be applied to any expansion of the base graph, which allows to obtain infinitely many further expansions of the base graph. For example, Figure 2 shows the Airplane replacement system (which realizes the Airplane rearrangement group T_A from [BF19, Example 2.13], studied in [Tar21]), and Figure 3 portrays two subsequent expansions of the base graph of this replacement system: the first one is a blue expansion (and it is the only possible one, because the base graph consists of a sole edge) and the second one is a red expansion.

If we name each edge of the base and replacement graphs by distinct symbols in an alphabet \mathbb{A} , then we can represent the edges of an expansion of the base graph as certain finite words in the alphabet \mathbb{A} . The aforementioned Figure 3 shows, for example, that the edges newly obtained by performing the expansions are words of length two or three (in this case the first letter is always i because i is the only edge of the base graph, so it's the only possible first expansion).

1.3. Limit Spaces. The limit space of a replacement system is built as a quotient of a Cantor space Ω by an equivalence relation. Here are their definitions.

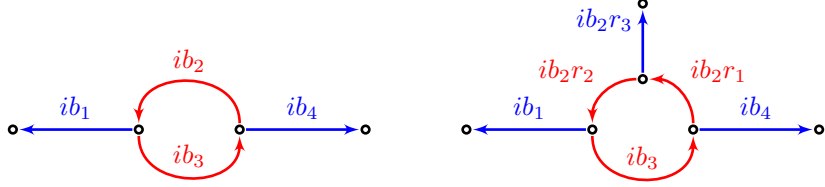


FIGURE 3. Two subsequent expansions of the base graph of the Airplane replacement system.

Definition 1.4. Given a replacement system \mathcal{R} and the alphabet \mathbb{A} consisting of the edges of the base and replacement graphs of \mathcal{R} , the **symbol space** Ω of \mathcal{R} is the set of all infinite words in \mathbb{A} such that each finite prefix represents an edge of some expansion. Moreover, we say that such prefixes are **allowed words**.

In essence, an element of Ω is an infinite sequence of edges, each “nested” below the previous one via expansions. This space is actually a one-sided shift of finite type, but there is no need to be familiar with that machinery to have a clear understanding of what Ω is.

We will only be considering replacement systems that satisfy the natural requirements expressed in the next Definition.

Definition 1.5. A replacement system \mathcal{R} is **expanding** if

- (1) its base and replacement graphs do not have isolated vertices;
- (2) the initial and terminal vertices ι and τ of each replacement graph are not adjacent;
- (3) each replacement graph has at least three vertices and two edges.

Under these hypotheses, when equipped with the subspace topology inherited from the product topology of \mathbb{A}^∞ , the symbol space Ω is a Cantor space, and by [BF19, Proposition 1.9] the gluing relation defined below is an equivalence relation.

Definition 1.6. Given a replacement system \mathcal{R} and its symbol space Ω , we define the **gluing relation** \sim as

$$\alpha \sim \beta \iff \alpha_1 \dots \alpha_n \text{ and } \beta_1 \dots \beta_n \text{ are equal or adjacent edges in } \Gamma_n, \forall n \in \mathbb{N},$$

where $\alpha = \alpha_1 \alpha_2 \dots$ and $\beta = \beta_1 \beta_2 \dots$ are sequences in Ω , and Γ_n is the sequence of graphs obtained by expanding, at each step, every edge of the previous graph, starting from the base graph Γ (thus, Γ_n contains precisely those edges that correspond to allowed finite words of length n).

Definition 1.7. Given an expanding replacement system \mathcal{R} , its **limit space** is the quotient of its symbol space Ω by the gluing relation \sim . If $\omega \in \Omega$, we will denote its image under the quotient map by $\llbracket \omega \rrbracket$.

Continuing with our example, the limit space of the Airplane replacement system, simply called the Airplane limit space, is depicted in Figure 4. It is homeomorphic to the Airplane Julia set, which is the Julia set for the complex map $z \mapsto z^2 - 1.755$.

By [BF19, Theorem 1.25], limit spaces are compact metric spaces. We remark here that, while fractals are usually thought of subsets of a Euclidean space, the




FIGURE 4. The Airplane limit space.

limit spaces produced here are only defined as topological spaces. For example, under this point of view the famous Koch snowflake is to be thought of as topologically equivalent to a circle.

1.4. Rearrangement Groups. Given an expanding replacement system \mathcal{R} and its limit space X , consider an edge e of some expansion of the base graph (i.e., any allowed finite word). We define the **cell** $C(e)$ as the projection by the gluing relation of the set of those sequences of the symbol space that have e as a prefix. It will often be useful to consider the topological interior of a cell $C(e)$, which will be denoted by $C^\circ(e)$.

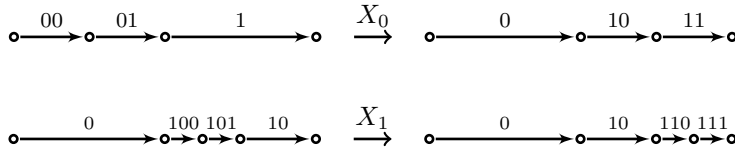
Each cell $C(e)$ has a **type**, distinguished by whether the edge e is a loop or not and on its color. For example, the Airplane limit space admits two types or cells, only distinguished by their color, as there are no loops among the expansions of the base graph. Two cells $C(e_1)$ and $C(e_2)$ of the same type admit a natural **canonical homeomorphism**, which is given by the map that changes the prefix e_1 with e_2 . Depending on whether it is a loop or not, a cell $C(e)$ has one or two endpoints, which correspond to the initial and terminal vertices of the edge e .

Consider an expansion Λ of the base graph. It naturally induces a **cellular partition** of the limit space X , i.e., a partition of X into finitely many cells (possibly except the endpoints of the cells), one for each edge of Λ . Each cellular partition is associated to a unique expansion in this way. The notions of canonical homeomorphisms and cellular partitions prompt the following definition:

Definition 1.8. Given an expanding replacement system \mathcal{R} with limit space X , a **rearrangement** is a homeomorphism of X that restricts to a canonical homeomorphism between the cells of some cellular partition.

It is not hard to see that rearrangements form a group under composition, so we can talk about **rearrangement groups** of a given expanding replacement system.

Rearrangement naturally correspond to graph isomorphisms (which need to preserve edge orientation and colors) between two expansions of the base graph: if the graph isomorphism maps an edge e_1 to e_2 , then the rearrangement restricts to a canonical homeomorphism from the cell $C(e_1)$ to $C(e_2)$. A triple (D, R, f) given by two expansions D and R of the base graph and a graph isomorphism $f : D \rightarrow R$ is called a **graph pair diagram** for the induced rearrangement. Each rearrangement has multiple graph pair diagrams that represent it (one can always “expand” a graph pair diagram by expanding an edge e in the domain graph and its image

FIGURE 5. A replacement system for Thompson's group F .FIGURE 6. The generators X_0 and X_1 of Thompson's group F .

under the graph isomorphism in the range graph), but there always exists a unique reduced graph pair diagram for each rearrangement.

Finally, we remark here that rearrangement groups act properly by isometries on $\text{CAT}(0)$ cubical complexes, as explained in Section 3 of [BF19]. In particular, an application of [CDH10, Theorem 1.2] to the action of a rearrangement group on the 1-skeleton of this complex yields that rearrangement groups do not have Kazhdan's Property (T), nor do any of their infinite subgroups (such as the commutator subgroup of dendrite rearrangement groups).

1.5. Thompson Groups. Thompson group F is the group of those orientation-preserving homeomorphisms of the unit interval $[0, 1]$ that are piecewise linear with slopes that are powers of 2 and breakpoints that are dyadic (i.e., they can be written as fractions whose denominator is a power of 2, or equivalently they belong to $\mathbb{Z}[\frac{1}{2}]$). Thompson groups T and V can be defined in a similar fashion, with the difference that T acts on the unit circle and V on the Cantor space in place of the unit interval. We refer to [CFP96] for more general information about Thompson groups, while [Bel04] is specifically about F .

As mentioned earlier, Thompson groups F , T and V can all be realized as rearrangement groups; Figure 5 depicts a replacement system for F , which in the following is going to be featured much more prominently than the other two. In particular, we are going to frequently use the transitive properties of F on the set of dyadic points of $[0, 1]$ and the fact that F is generated by the two elements portrayed in Figure 6. Moreover, in Section 5 we are going to use the fact that the commutator subgroup $[F, F]$ consists precisely of those elements of F that act trivially in some neighbourhood of 0 and of 1.

2. REARRANGEMENT GROUPS FOR WAŻEWSKI DENDRITES

In this Section we introduce the main topic of this work: the Thompson-like groups G_n , which will be defined in Subsection 2.1 as rearrangement groups starting from their replacement systems \mathcal{D}_n for the Ważewski dendrites D_n . In Subsection 2.2 we define branch points, endpoints and (rational) arcs of D_n , which will be important in the remainder of this work. Finally, in Subsection 2.3 we start discussing two fundamental subgroups of the G_n 's: finite permutation groups around a branch point and Thompson groups acting on certain linear portions of the dendrite.

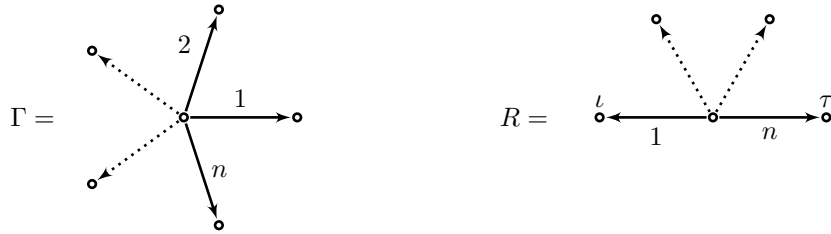


FIGURE 7. A schematic depiction of the dendrite replacement system \mathcal{D}_n .

2.1. Replacement Systems for Dendrites. In this Subsection we define the replacement systems \mathcal{D}_n that produce the Ważewski dendrites D_n as limit spaces, for any natural number $n \geq 3$. Figure 7 schematically depicts the generic replacement system \mathcal{D}_n , which is defined with more precision as follows. The **dendrite replacement system \mathcal{D}_n** is the monochromatic replacement system whose base and replacement graphs are the same tree consisting of a vertex of degree n that is the origin of n edges terminating at n distinguished leaves; the initial and terminal vertices ι and τ of the replacement graph are two distinct leaves.

The replacement system \mathcal{D}_n is expanding (Definition 1.5), so the gluing relation is an equivalence relation (Propositions 1.9 and 1.22 of [BF19]) and the limit space of \mathcal{D}_n is defined as in Definition 1.7. When endowed with the quotient topology induced by the gluing relation (see Subsection 1.5 of [BF19]), the limit space is a non-empty compact metrizable space (by [BF19, Theorem 1.25]), it is connected (because both the base graph and the replacement graphs are connected, see [BF19, Remark 1.27]) and it is locally connected (proven in Lemma 2.6 below). It contains no simple closed curve, as none of the expansions of \mathcal{D}_n contain simple closed paths. Thus, the limit space of \mathcal{D}_n is a dendrite (Definition 1.1), and since each branch point breaks the space into n connected components, it is homeomorphic to the Ważewski dendrite D_n (Definition 1.2). We will thus use the same symbol D_n to denote both the Ważewski dendrite and the limit space of \mathcal{D}_n .

Remark 2.1. Note that the edges of \mathcal{D}_n are **undirected**, by which we mean that we can completely forget about their edge orientation without losing any meaningful information. This is because the expansion of an edge going from a vertex v to a vertex w would be exactly the same if that edge were instead going from w to v . More details and examples of this phenomenon can be found at the end of Subsections 2.2 of [Tar21] and in [Tar23, Remark 1.5]. In practice, this simply means that we will be able to forget about the orientation of every edge altogether when representing rearrangements, because if an edge x is mapped to an edge y and the orientation is swapped, then what is really happening is $xi \mapsto x\tilde{i}$, where $\tilde{i} = n + 1 - i$, for all $i \in \{1, \dots, n\}$. The orientation is still important to correctly describe the gluing relation and codify cells.

2.2. Branch Points, Branches, Endpoints and Arcs. In this Subsection we give a few definition that will be useful throughout this work.

Definition 2.2. A **branch point** of D_n is a point $p \in D_n$ such that $D_n \setminus \{p\}$ has exactly n connected components. Each of these connected components is called a **branch** of D_n at the branch point p .

Observe that each branch at p is the topological interior of the union of finitely many cells, one of which has boundary $\{p\}$. However, note that not every topological interior of the connected union of finitely many cells is a branch.

We will often refer to the following specific branch point:

$$\llbracket 11\bar{n} \rrbracket = \llbracket 21\bar{n} \rrbracket = \cdots = \llbracket n1\bar{n} \rrbracket,$$

where the bar on top of n denotes periodicity. We call this point the **central branch point** and we denote by p_0 . There is nothing topologically special about this branch point, but its nice combinatorial description will make it handy in the remainder of this work.

Definition 2.3. An **endpoint** of D_n is a point $q \in D_n$ such that $D_n \setminus \{q\}$ has exactly one connected component.

Given a subset X of D_n , we denote by $\mathbf{Br}(X)$ and $\mathbf{En}(X)$ the sets of all branch points and endpoints, respectively, that are contained in X . When $X = D_n$ itself, we simply write \mathbf{Br} and \mathbf{En} .

Remark 2.4. [PT22, Remark 2.2] states that a subset of the limit space is dense if and only if it intersects non-trivially every cell. Since every cell contains branch points and endpoints, we can conclude that both $\mathbf{Br}(X)$ and $\mathbf{En}(X)$ are dense in X whenever X is a cell or the entire limit space D_n . It is also useful to note that \mathbf{Br} is countable, whereas \mathbf{En} is uncountable.

Note that every vertex of a graph expansion of \mathcal{D}_n either corresponds to a branch point or an endpoint, depending on whether its degree is n or 1. Moreover, every branch point is a vertex of some graph expansion, but not every endpoint is a vertex, since \mathbf{En} is uncountable. For concrete examples of endpoints that are not vertices, consider any sequence that does not contain 1 and that is not eventually repeating.

We say that an endpoint is a **rational endpoint** if it is a vertex of some graph expansion. We denote by $\mathbf{REn}(X)$ the set of those rational endpoints that are contained in $X \subseteq D_n$, and we simply write \mathbf{REn} when X is the entire dendrite D_n . Note that, by the same [PT22, Remark 2.2] mentioned in Remark 2.4, \mathbf{REn} is dense in D_n because every cell contains rational endpoints.

Being a rational endpoint is not a topological property: the set \mathbf{REn} depends on the chosen homeomorphism between the limit space and the Ważewski dendrite D_n , and in general a homeomorphism need not preserve the rationality of an endpoint. Since we have already fixed a homeomorphism between the limit space and the dendrite to begin with, there will be no need to distinguish between endpoints that are rational under a homeomorphism but not under another.

Differently from generic homeomorphisms, it is easy to see that an element of the rearrangement group G_n must induce a permutation of \mathbf{REn} .

Observe also that instead every branch point of D_n is rational, since it is a vertex of some graph expansion. In this sense, branch points are more useful when dealing with rearrangements, since the set of branch points is invariant under any homeomorphism.

Remark 2.5. Branch points and rational endpoints have nice and useful combinatorial characterizations based on the sequences that represent them in D_n .

- Each branch point of D_n corresponds exactly to the n sequences

$$x11\bar{n}, x21\bar{n}, \dots, xn1\bar{n}$$

for a unique finite word x (possibly empty). In particular, there are natural bijections between the set Br of branch points of D_n , the set of finite words x in the alphabet $\{1, \dots, n\}$ (including the empty word) and the set that consists of the cells $C(x)$ of \mathcal{D}_n together with the entire D_n (which can be thought of as the cell associated to the empty word).

- Each rational endpoint of D_n correspond uniquely to a sequence

$$i\bar{n} \text{ or } x\bar{n}$$

for a unique $i \in \{1, \dots, n\}$, or for a unique finite non-empty word x in the alphabet $\{1, \dots, n\}$ that does not end with 1 nor with n .

Lemma 2.6. *For all $n \geq 3$, the limit space D_n is locally connected.*

Proof. Given a point $p \in D_n$, we want to build a basis of connected open sets at p . We distinguish the case in which p corresponds to a vertex and the case in which it does not, and we will use the fact that each cell is connected (because the replacement graph is connected).

If p corresponds to a vertex of some graph expansion, then it is codified by a finite amount of sequences $x\alpha^{(1)}, \dots, x\alpha^{(m)}$ with a common prefix x (possibly empty) and m infinite sequences $\alpha^{(1)}, \dots, \alpha^{(m)}$. More precisely, by Remark 2.5 if p is a branch point then $m = n$ and if p is a rational endpoint then $m = 1$. In both cases, a basis of connected open sets is given by the cells corresponding to the edges that are adjacent to p in the k -th full expansion of \mathcal{D}_n in the following way:

$$\left\{ \{p\} \cup C^\circ(x\alpha_1^{(1)} \dots \alpha_k^{(1)}) \cup \dots \cup C^\circ(x\alpha_1^{(m)} \dots \alpha_k^{(m)}) \mid k \in \mathbb{N} \right\}.$$

Now consider a point p that is not a vertex. It corresponds to a unique infinite sequence $\omega = \omega_1\omega_2\dots$, and must belong to the interior of every $C(\omega_1\dots\omega_k)$, so a basis of connected open sets is simply given by

$$\{C^\circ(\omega_1\dots\omega_k) \mid k \in \mathbb{N}\}.$$

□

Definition 2.7. Since dendrites do not contain simple closed curves, any two points are joined by a unique topological arc, which we simply call an **arc** of D_n . Given two points p and q , we denote by $[p, q]$ the unique arc joining them.

We already mentioned arcs in Definition 1.2, describing them as homeomorphic copies of $[0, 1]$; naturally these two definitions are equivalent, but it is clear that, for dendrites, the existence and uniqueness of arcs for each pair of distinct points is worth remarking and plays a significant role in their topological properties and in the kind of homeomorphisms that are available on them. Indeed, this notion will be important for identifying the Thompson subgroups described later in Subsection 2.3.2, where we will consider the following special types of arcs.

Definition 2.8. We say that an arc $A = [p, q]$ is a **rational arc** if p and q are vertices of some graph expansion of \mathcal{D}_n . Each rational arc $[p, q]$ is of one of the following three types:

- it is a **BB-arc** (*branch point to branch point*) if $p, q \in \text{Br}$;
- it is an **EE-arc** (*rational endpoint to rational endpoint*) if $p, q \in \text{REn}$;

- it is an **BE-arc** (*branch point to rational endpoint*) if $p \in \text{Br}$ and $q \in \text{REn}$ or if $p \in \text{REn}$ and $q \in \text{Br}$.

Similarly to the rationality of an endpoint, the rationality of an arc is not a topological property, meaning that homeomorphisms need not preserve it. It is true, however, that a rearrangement must map a rational arc to a rational arc and a non-rational arc to a non-rational arc. In practice, we will only be working with arcs that are rational throughout the rest of this paper.

We will frequently use the following correspondence between paths in a graph expansion and rational arcs.

Remark 2.9. There is a natural surjective correspondence from the set of paths in graph expansions to the set of all rational arcs, which is the following. If $e = x_1 \dots x_k$ is an edge of some graph expansion, we associate to it the arc $[p, q]$ for $p = \llbracket x_1 \dots x_k 1 \bar{n} \rrbracket$ and $q = \llbracket x_1 \dots x_k \bar{n} \rrbracket$. This arc is precisely the set of points of D_n that are represented by some sequence $x_1 \dots x_k \omega$ for ω in the alphabet $\{1, n\}$. Inductively extending this construction gives the desired correspondence from paths of a graph expansions to rational arcs, which is surjective because clearly we can find a path between any two points of D_n that are vertices. In short, if P is the path consisting of the edges e_1, \dots, e_l (all of which are finite words), then the associated arc is

$$A = \{ \llbracket e_i \omega \rrbracket \mid i = 1, \dots, l \text{ and } \omega \text{ is a sequence in } \{1, n\} \}.$$

This correspondence is not injective, but the preimage of each rational arc contains a unique path with a minimal number of edges, which is obtained from any other edge of the same preimage by performing as many graph reductions as possible. When restricted to the set of these minimal paths, this correspondence is a bijection.

Remark 2.10. For each EE-arc A , there is a canonical homeomorphism between A and the unit interval $[0, 1]$ that induces a bijection between the branch points of A and the dyadic points of $(0, 1)$. The homeomorphism is built as described below using the path P from the previous Remark 2.9.

Given a single edge $e = x_1 \dots x_l$, we consider the homeomorphism

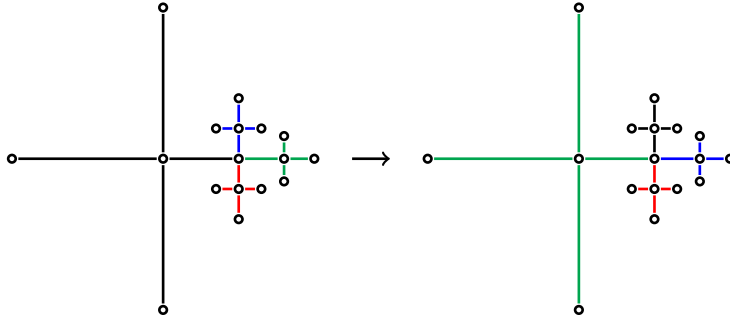
$$\Phi_e : \{ \llbracket e \omega \rrbracket \mid \omega \text{ is a sequence in } \{1, n\} \} \rightarrow [0, 2^{-l}]$$

that is built inductively by letting $e1$ and en correspond to $2^{-l}[0, 1/2]$ and $2^{-l}[1/2, 1]$ in the natural order-preserving fashion, and so forth for further edge expansions.

Given a path P of edges e_1, \dots, e_k , we build Φ_P as the concatenation of the Φ_{e_i} 's, by which we mean that the first Φ_{e_1} maps to $[0, 2^{-l_1}]$, the second Φ_{e_2} to the adjacent interval of length 2^{-l_2} (which is $[2^{-l_1}, 2^{-l_1} + 2^{-l_2}]$) and so forth. For a generic path P , this covers some dyadic interval $[0, z] \subseteq [0, 1]$, for some $z \in \mathbb{Z}[1/2]$, and it is easy to see that $\Phi_P(A) = [0, 1]$ if and only if P corresponds to an EE-arc.

One may note that this construction is very similar to the usual homeomorphism between $[0, 1]$ and the limit space of the replacement system for Thompson group F (depicted in Figure 5), which is simply given by identifying each number in $[0, 1]$ with its binary expansion. For the replacement system of dendrite replacement systems (Figure 7), this is less straightforward due to the fact that the edge 1 is directed towards the initial vertex.

2.3. Fundamental Subgroups of Dendrite Rearrangement Groups. From here onwards, given an $n \geq 3$, we will denote by G_n the rearrangement group of D_n , and we now begin its study.

FIGURE 8. An element of the permutation subgroup K_p in G_4 .

In general, even if a replacement system produces an appealing limit space, its rearrangement group might be uninteresting or even trivial (see [BF19, Example 2.5]). Here, however, we prove that every dendrite replacement system yields a rearrangement group that contains infinitely many copies of the finite permutation group $\text{Sym}(n)$ and infinitely many copies of Thompson's group F (Subsection 2.3.2), immediately hinting at the fact that these rearrangement groups are, in fact, quite large. How large they are will be made clear with Theorem 4.4, stating that each dendrite rearrangement group G_n is dense in the full group of homeomorphisms of the Ważewski dendrite D_n .

2.3.1. Permutation Subgroups. The first fundamental family of subgroups, discussed in more details in the Lemma below, consists of those groups that fix a branch point p and act by “rigid” permutations on the branches at p . We have one such subgroup for each of the countably many branch points p of D_n , and an example of an element of one such subgroup is depicted in Figure 8. This depiction is ambiguous, as each of the three external cells of each color could themselves be permuted. However, we are implying that a natural rotation system, which is defined in the paragraph below, is being preserved at each vertex, possibly except for p itself.

A **rotation system** on a graph is an assignment of a circular order to the edges incident on each vertex. By Remark 2.5, each branch point p corresponds to the sequences $xi1\bar{n}$ for all $i = 1, \dots, n$. The n edges that are adjacent to p in a graph expansion correspond to sequences starting with xi , and each has a distinct i among $1, \dots, n$. The circular order at p is defined by the order of these i 's. This rotation system is particularly nice because it is preserved by edge expansions, so it actually induces an orientation on D_n .

Lemma 2.11. *For every $n \geq 3$ and for each $p \in \text{Br}$, the rearrangement group G_n of D_n contains an isomorphic copy K_p of the symmetric group $\text{Sym}(n)$ (the group of permutations of n elements) that acts on D_n by permuting the branches at p “rigidly”, by which we mean that the rotation system is preserved everywhere with the possible exception of p .*

Proof. Consider a branch point p and let E be the minimal graph expansion of D_n where p appears. Let Λ be the subgraph of E corresponding to the connected component of $E \setminus \{p\}$ that contains the central branch point $p_0 = \llbracket i1\bar{n} \rrbracket$ (for any choice of $i \in \{1, \dots, n\}$). The subgraphs corresponding to the other $n - 1$ connected components of $E \setminus \{p\}$ can be expanded in such a way that they become isomorphic

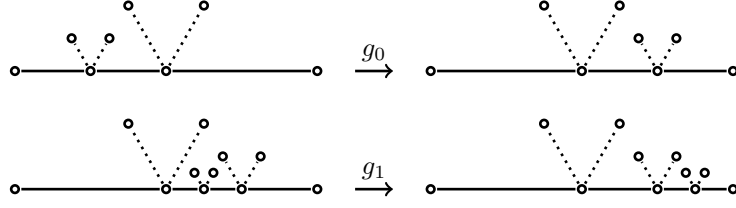


FIGURE 9. The two generators g_0 and g_1 of the copy H of Thompson's group F (drawn with undirected edges, see Remark 2.1).

to Λ , where the isomorphism fixes p and preserves the rotation system, so we let E^* be the expansion of \mathcal{D}_n where the subgraphs corresponding to all of the connected components Λ_i of $E^* \setminus \{p\}$ are all isomorphic as trees rooted at p equipped with their rotation systems. It is easy to see that there is a unique rotation system-preserving rooted tree isomorphism between each of the expanded components. The group K_p is the subgroup of G_n consisting of those elements whose graph pair diagram has domain and range equal to E^* , where the graph isomorphism is a composition of the Λ_i 's as trees rooted at p equipped with their rotation systems as discussed above. These elements correspond one-to-one to the permutations of the n connected components Λ_i of $E^* \setminus \{p\}$, and with this identification the group K_p is isomorphic to $\text{Sym}(n)$. \square

2.3.2. Thompson Subgroups. The second fundamental family of subgroups of dendrite rearrangement groups consists of copies of Thompson's group F that act on rational arcs of D_n (which were defined in Definition 2.8). Differently from the permutation subgroups K_p described in the previous Subsection, here we will start by defining a main copy H of this subgroup and we will later prove in Lemma 3.3 that there is an isomorphic copy of the same subgroup acting on every rational arc of D_n .

We denote by A_0 the EE-arc $[q_1, q_n]$ between endpoints $q_1 = \llbracket 1\bar{n} \rrbracket$ and $q_n = \llbracket \bar{n} \rrbracket$. Note that, by Remark 2.9, A_0 corresponds to the set of those points of D_n that are represented by some infinite sequence in the alphabet $\{1, n\}$. The canonical homeomorphism from A_0 to $[0, 1]$ described in Remark 2.10 prompts the following Lemma.

Lemma 2.12. *For every $n \geq 3$, the dendrite rearrangement group G_n contains an isomorphic copy H of Thompson's group F that acts on A_0 as F does on the unit interval. In particular, this subgroup H is generated by the two elements portrayed in Figure 9.*

Proof. Consider the elements g_0 and g_1 depicted Figure 9 (a precise definition in terms of sequences is given below) and let $H = \langle g_0, g_1 \rangle$. A quick comparison with the standard generators X_0 and X_1 of Thompson's group F (Figure 6) immediately shows that the subgroup H is isomorphic to Thompson's group F . \square

It may be noted that this copy H of Thompson's group F is the same that would be provided by an application of [BF19, Proposition 2.8]. In practice, up to ignoring a 180-degree flip (and, in general, the elements that switch the endpoints $\llbracket 1\bar{n} \rrbracket$ and $\llbracket \bar{n} \rrbracket$), the subgroup H can be thought of as the rearrangement group obtained by

forgetting about the edges $2, 3, \dots, n-1$ in both the base and the replacement graphs.

More detailed definitions of the generators g_0 and g_1 are the following (here we do not use undirected edges for the sake of completeness, so $g_0(C(11)) = C(n1)$ and $g_1(C(n1n)) = C(nn1)$ are expanded and follow the rules described in Remark 2.1):

$$\begin{array}{ll}
g_0 : & 1n \mapsto 1 \\
& 1i \mapsto \tilde{i} \\
& 111 \mapsto n1n = n1\tilde{1} \\
& 11i \mapsto n1\tilde{i} \\
& 11n \mapsto n11 = n1\tilde{n} \\
& i \mapsto \tilde{i} \\
& n \mapsto nn \\
g_1 : & 1 \mapsto 1 \\
& i \mapsto \tilde{i} \\
& n1n \mapsto n1 = n\tilde{n} \\
& n1i \mapsto n\tilde{i} \\
& n111 \mapsto nn1n = nn1\tilde{1} \\
& n11i \mapsto nn1\tilde{i} \\
& n11n \mapsto nn11 = nn1\tilde{n} \\
& ni \mapsto n\tilde{i} \\
& nn \mapsto nnn
\end{array}$$

where \tilde{j} denotes $n+1-j$ and the i 's always represent all possible choices among $2, \dots, n-1$.

In Section 3, when more about the transitive properties of dendrite rearrangement groups will have been discussed, Lemma 3.3 will show that there are many more copies of Thompson's group F nested inside G_n , and these will help us shed light on more aspects of these rearrangement groups, including generation and density.

Finally, we point out that actions of Thompson's group F on dendrites have been considered in literature. For example, in [DM18, Corollary 1.5] it is proved that such actions have an orbit that consists of one or two points, and in [AN21, Corollary 4.5] it is shown that such actions are equicontinuous on their minimal sets. The dissertation [Smi13] is also about a Thompson-like group acting on a dendrite (namely, the Julia set for the complex map $z \rightarrow z^2 + i$, which is homeomorphic to the Ważewski dendrite D_3): differently from our dendrite rearrangement groups, the group studied in [Smi13] is much more T -like, as it is defined as a group of those homeomorphic of the unit circle that preserve a lamination induced by the Julia set. It seems likely that this group belongs to the family of orientation-preserving dendrite rearrangement groups defined in Subsection 7.2.

3. GENERATION OF DENDRITE REARRANGEMENT GROUPS

In this Section we prove that Dendrite Rearrangement Groups are generated by the Thompson subgroup H from Lemma 2.12 along with the permutation subgroup K_{p_0} on the central branch point $p_0 = \llbracket 11\tilde{n} \rrbracket = \dots = \llbracket n1\tilde{n} \rrbracket$ from Lemma 2.11.

3.1. Transitive Properties of the Thompson Subgroups. For any $k \in \mathbb{N}$, let $\mathbf{Br}^{(k)}(\mathbf{X})$ be the set of all subsets of $\mathbf{Br}(\mathbf{X})$ consisting of exactly k elements. From Lemma 2.12, it is clear that the action of H on the branch points of A_0° (the interior of the arc A_0) corresponds to the action of F on the dyadic points of $(0, 1)$. In particular, since it is known that for every $k \in \mathbb{N}$ Thompson's group F acts transitively on the set of k -tuples of dyadic points of $(0, 1)$, we have the following.

Lemma 3.1. *For every $k \in \mathbb{N}$, the subgroup H acts transitively on $\mathbf{Br}^{(k)}(A_0^\circ)$.*

Using this Lemma, we can prove the following useful Proposition.

Proposition 3.2. *The subgroup $\langle H, K_p \mid p \in \mathbf{Br} \rangle$ is transitive on \mathbf{Br} .*

Proof. Let p be a branch point and consider the path P from p_0 to p in the minimal graph expansion where p appears. We want to prove that p can be mapped to p_0 by an element of $\langle H, K_p \mid p \in \text{Br} \rangle$. We will do this by decreasing the length k of P in order to conclude by induction.

If $k = 0$ then $p_0 = p$ and there is nothing to prove, so we can immediately suppose that $k \geq 1$. Let p_1 be the vertex of P that is adjacent to p_0 . We can suppose that p_1 belongs to the branch $C(1)$, as otherwise applying an element of K_{p_0} will fix that. Then both p_0 and p_1 are branch points of the arc A_0 , so Lemma 3.1 allows us to find an element of H that maps p_1 to p_0 and that reduces the length of the path as needed thanks to well-known transitive properties of Thompson's group F (for a recent example of a similar application of such properties, one can see Case 2 of the proof of [Tar21, Theorem 5.2]). \square

Now let A be any rational arc (Definition 2.8) and consider the set $\text{Br}(A^\circ)$ of branch points that are contained in the interior of A . This is precisely the set of points $\llbracket x1\bar{0} \rrbracket = \llbracket xn\bar{0} \rrbracket$, for x a finite word (possibly trivial) such that $C(x) \subseteq A$ (see Remark 2.5). The next Lemma shows that G_n contains a copy of Thompson's group F for every arc $A = [p, q]$, where $p, q \in \text{Br} \cup \text{REn}$. The overall strategy of the proof is similar that of [Tar21, Theorem 5.2], which is about the generating set of the Airplane rearrangement group T_A . The similarity is no coincidence: Lemma 3.3 will be useful shortly, when proving that G_n is generated by H and K_{p_0} (Theorem 3.6), and the close relation between the Airplane rearrangement group and dendrite rearrangement groups will be discussed in Subsection 7.3.

Lemma 3.3. *Given a dendrite replacement system \mathcal{D}_n , suppose that A is a rational arc. Then G_n contain an isomorphic copy H_A of Thompson's group F that acts on A as Thompson's group F does on $[0, 1]$ and on $\text{Br}(A^\circ)$ as F does on the set of dyadic points of $(0, 1)$. In particular, H_A acts transitively on $\text{Br}^{(k)}(A^\circ)$.*

Proof. It suffices to prove the statement for an EE-arc A . Indeed, each BE-arc or BB-arc is contained in an EE-arc and corresponds to a dyadic interval under the identification of A with $[0, 1]$ described in Remark 2.10, and it is known that F contains a copy of itself on every dyadic interval that is contained in $[0, 1]$.

Let $A = [p, q]$ be an EE-arc. As explained in Remark 2.9, consider the minimal expansion E of \mathcal{D}_n that contains the rational endpoints p and q as vertices. In this graph, the arc A corresponds to a path P in the sense that, if e_1, \dots, e_k are the edges of P , then

$$A = \{ \llbracket e_i \omega \rrbracket \in D_n \mid i = 1, \dots, n \text{ and } \omega \text{ is a sequence in } \{1, n\} \}.$$

By induction on the length k of the path P in the minimal graph where both p and q appear, we will find an element $g \in \langle K_p \mid p \in \text{Br} \rangle$ such that $g(P)$ corresponds to A_0 in the sense described above, so that $g(A) = A_0$. The goal will essentially be to find an element that modifies P so that a reduction occurs, in order to decrease k .

In order to make this easier, we will suppose that P contains the central branch point p_0 . We can do this without loss of generality up to conjugating by an element of $\langle H, K_p \mid p \in \text{Br} \rangle$ that maps some branch point of P to p_0 , which exists thanks to Proposition 3.2.

The base case is $k = 2$, meaning that P consists of two edges of the base graph. In this case, the two edges correspond simply to distinct 1-letter words i and j

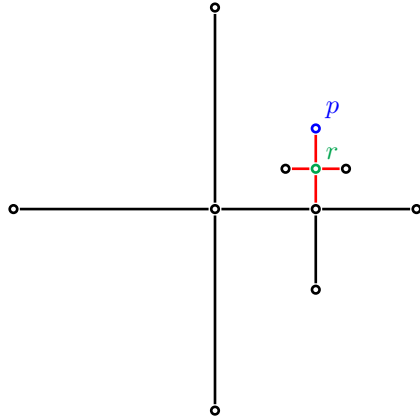


FIGURE 10. In the proof of Lemma 3.3, p and r cannot be as in this example or the red edges could be reduced.

chosen among $1, \dots, n$. Then g is the unique element of K_{p_0} that switches i with 1 and j with n , leaving everything else unchanged.

For $k \geq 3$, either p or q is not among the endpoints $\llbracket i\bar{n} \rrbracket$, and without loss of generality we will assume that it is p . Denote by r the vertex of P that is adjacent to p . Observe that r must be a branch point, so $r = \llbracket xi1\bar{n} \rrbracket$ for some x that does not end with 1 nor with n (Remark 2.5). Then it is not possible that p is $\llbracket x\bar{n} \rrbracket$, otherwise E would not be the minimal graph expansion where p and q appear, because the cell $C(x)$ could be reduced. Figure 10 shows why this is the case with an example. We now find an element $g \in K_r$ that causes precisely this reduction, i.e., g is such that $g(P)$ has one edge less than P in the minimal graph expansion where both $g(p)$ and $g(q) = q$ appear (note that $g(q) = q$ because, by an assumption made at the beginning of the proof, P must include the central branch point p_0 , so q is not included in any of the two cells permuted by g). An example is depicted in Figure 11. Since $r = \llbracket xi1\bar{n} \rrbracket$, we have that $p = \llbracket xj\bar{n} \rrbracket$ for some j that is not n (as noted above) nor 1 (or p would not be an endpoint). Then we choose g to be the unique involution that switches the edges xj and xn without changing anything else. Now, $g(P)$ admits the aforementioned reduction and we can apply our induction hypothesis on $g(p)$ and $g(q) = q$, finding an element $h \in \langle K_p \mid p \in \text{Br} \rangle$ such that $hg(A) = A_0$ and H^{hg} is the desired copy of Thompson's group F acting on A . \square

Reading along the lines of the previous proof, one may note that we have actually proved that the H_A 's are included in the subgroup $\langle H, K_p \mid p \in \text{Br} \rangle$. However, as stated in the next Proposition, the sole permutation subgroup K_{p_0} , together with H , generates every other permutation subgroup K_p , meaning that

$$\langle H, K_p \mid p \in \text{Br} \rangle = \langle H, K_{p_0} \rangle.$$

Thus, the other copies H_A of Thompson's group F discussed in the previous Lemma are all included in $\langle H, K_{p_0} \rangle$.

Proposition 3.4. *For every $p \in \text{Br}$, the permutation subgroup K_p is included in $\langle H, K_{p_0} \rangle$. It follows, in particular, that for every rational arc A the Thompson subgroup H_A is included in $\langle H, K_{p_0} \rangle$.*

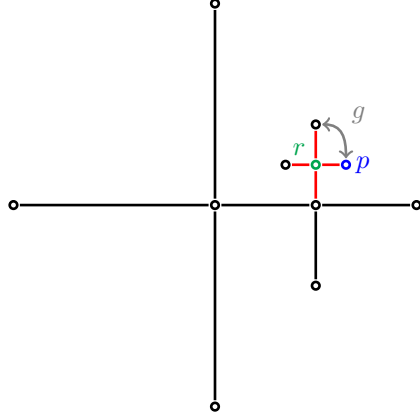


FIGURE 11. An example of the element $g \in K_r$ found in the proof of Lemma 3.3 that causes a reduction of the red edges.

The proof of this Proposition is omitted, as it is not too different from those already seen throughout this Section. One essentially needs to build an element $g \in \langle H, K_{p_0} \rangle$ such that $g(p) = p_0$ and that is “rigid” everywhere else, so that g conjugates K_{p_0} to K_p . In practice, one can use strategies similar to those used to prove Proposition 3.2 and Lemma 3.3, using the k -transitivity of H from Lemma 3.1 to make sure that the element that is being built is “rigid” as required.

Remark 3.5. From the previous discussion we can deduce that, given any two rational arcs A_1 and A_2 , the subgroups H_{A_1} and H_{A_2} are conjugate in G_n if and only if A_1 and A_2 are of the same type (in the sense of Definition 2.8). The permutation subgroups K_p are instead all conjugate copies of one another.

3.2. A Finite Generating Set. Using similar ideas to those of Lemma 3.3 and the fact that Thompson’s group F is finitely generated, we can produce a finite generating set for G_n .

Theorem 3.6. $G_n = \langle H, K_{p_0} \rangle$. In particular, G_n is finitely generated.

Proof. Let $g \in G_n$. We need to show that $g \in \langle H, K_{p_0} \rangle$, knowing by the discussions in the previous Subsection that $\langle H, K_{p_0} \rangle$ includes H_A and K_p for every rational arc A and every branch point p . Thanks to Proposition 3.4 and the transitive properties of each H_A on the branch points of A° , up to composing g with a suitable element of $\langle H, K_{p_0} \rangle$ we can suppose that g fixes the central branch point p_0 . We consider the reduced graph pair diagram (D, R, f) for g , and we proceed by induction on the number k of branch points that appear as vertices in D . The base case $k = 1$ simply means that $g \in K_{p_0}$, so we can immediately suppose that $k \geq 2$.

The simplest case is when the k branch points of D are scattered among at least two distinct branches at p_0 . In this case, there is an element h of K_{p_0} such that hg fixes setwise each of the n branches at p_0 . The element hg can then be decomposed as the product of its restrictions in each branch at p_0 , and since there are at least two of these branches containing one of the k branch points, each of these restrictions must contain less than k branch points. This allows conclude by applying our induction hypothesis on each of the restrictions.

Suppose instead that the k branch points of D all belong to the same branch at p_0 . We can suppose that the branch is $C(1)$ up to composing g with a suitable element of K_{p_0} . A similar strategy to that described at the end of the proof of Proposition 3.2 (which again makes heavy use of the transitive properties of H on $\text{Br}(A_0)$ stated in Lemma 3.1 and is not very different from Case 2 of the proof of [Tar21, Theorem 5.2]) shows that it is possible to compose g on its right and on its left with suitably chosen elements of H in order to cause a reduction in the graph pair diagram, essentially by mapping the vertex of the path that is closest to p_0 to p_0 and p_0 to the branch point of the cell $C(1)$, i.e., $[[1i1\bar{n}]]$. This produces an element whose reduced graph pair diagram has less than k branch points in its domain graph, allowing us to conclude by our induction hypothesis. \square

The reader may have noted that in this proof we are not truly using the result of Lemma 3.3 to its full extent, and we are instead partially replicating the strategy of its proof. Indeed, one could prove Theorem 3.6 by using only Lemma 3.1 alongside with a weaker version of Lemma 3.3 that just states that $\langle H, K_{p_0} \rangle$ is transitive on Br (this is how it was done in [Tar21, Lemma 5.1] for the Airplane rearrangement group). However, we decided to be slightly more redundant in these proofs in order to produce a more in-depth description of G_n , because we found that the many copies of Thompson’s group F found by Lemma 3.3 give a broad understanding of the kind of transformations of D_n that G_n is capable of. Additionally, Lemma 3.3 will be useful when proving Proposition 4.1.

Now that we know that each G_n is finitely generated, it is natural to ask the following question, which we do not investigate here.

Question 3.7. What further finiteness properties do dendrite rearrangement groups have? Are they finitely presented? Are they F_∞ ?

4. DENSITY OF DENDRITE REARRANGEMENT GROUPS

In this Section we find useful transitive properties of the action of dendrite rearrangement groups on the set of branch points that allow to “approximate” any homeomorphism of D_n by rearrangements. We will denote by \mathbb{H}_n the full group of homeomorphisms of the Ważewski dendrite D_n . Since the topology of \mathbb{H}_n is determined by the action on Br , we will use this transitive property to prove that dendrite rearrangement groups are dense in the respective full homeomorphism groups. This argument is similar to that used in [Ner23] to show that the rearrangement group T_B of the Basilica is dense in the full group of homeomorphisms of the Basilica.

4.1. Transitive Properties of Dendrite Rearrangement Groups. The next Proposition is an analog of [DM19, Proposition 6.1], which goes to show that G_n has many of the transitive properties of \mathbb{H}_n despite being only a countable group. The construction of the tree $T(\mathcal{F})$ described below is heavily inspired by the one given at the beginning of Section 6 of [DM19], which in turn is not much different from the construction used in [BF19, Theorem 4.14] for studying the rearrangement group of the Vicsek fractal (which is homeomorphic to a dendrite, see Subsection 7.1). Similar tree approximations for dendrites are common and have appeared elsewhere in literature (see, for example, Section X.3 of [Nad92]).

Let \mathcal{F} be a finite subset of Br and consider the unique subdendrite $[\mathcal{F}]$ of D_n that contains \mathcal{F} and is minimal with respect to set inclusion. It is homeomorphic to the geometric realization of a finite simplicial tree that has a vertex for each element of

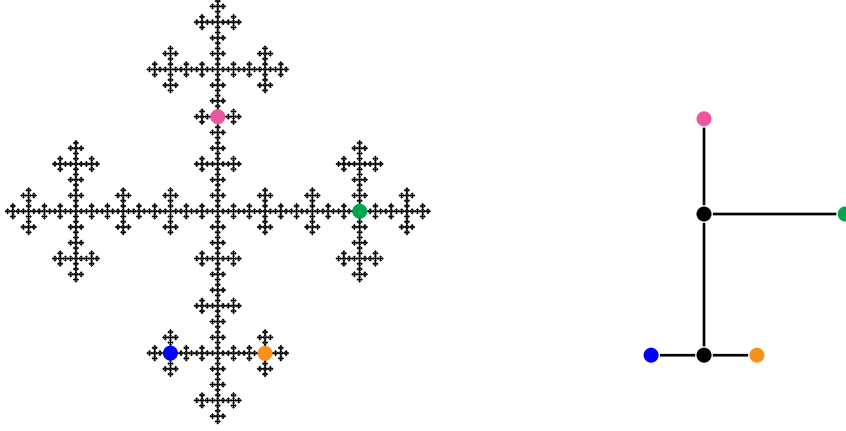


FIGURE 12. An example of the tree $T(\mathcal{F})$ depicted beside the finite subset $F \subset \text{Br}$, for $n = 4$.

\mathcal{F} (and possibly more vertices where the tree needs to branch out). This simplicial tree is not unique, since we can choose to add vertices in the middle of any edge, so we choose $T(\mathcal{F})$ to be the minimal among these trees, and since $\mathcal{F} \subset \text{Br}$ we have that each vertex of $T(\mathcal{F})$ is a branch point. A simple example is depicted in Figure 12.

Proposition 4.1. *Given two finite subsets \mathcal{F}_1 and \mathcal{F}_2 of Br , any graph isomorphism between $T(\mathcal{F}_1)$ and $T(\mathcal{F}_2)$ can be extended to an element of G_n .*

Proof. Given a graph isomorphism $f: T(\mathcal{F}_1) \rightarrow T(\mathcal{F}_2)$, we proceed by induction on the number m of vertices of $T(\mathcal{F}_1)$ and $T(\mathcal{F}_2)$. If $m = 1$, then $\mathcal{F}_1 = \{p\}$, $\mathcal{F}_2 = \{q\}$ and Proposition 3.2 provides an element of G that maps p to q .

Suppose that $m \geq 2$. Consider the trees $T(\mathcal{F}_1)^*$ and $T(\mathcal{F}_2)^*$ obtained by removing any leaf l from $T(\mathcal{F}_1)$ and its image $f(l)$ from $T(\mathcal{F}_2)$, respectively. Observe that $T(\mathcal{F}_1)^* = T(V_1 \setminus \{l\})$ and $T(\mathcal{F}_2)^* = T(V_2 \setminus \{f(l)\})$, where each V_i is the set of vertices of the respective $T(\mathcal{F}_i)$, each corresponding to a branch point. It is worth noting that $T(V_1 \setminus \{l\})$ and $T(V_2 \setminus \{f(l)\})$ are not always the same as $T(\mathcal{F}_1 \setminus \{l\})$ and $T(\mathcal{F}_2 \setminus \{f(l)\})$, since the two former trees might need to include a vertex that would be unnecessary in the latter. In Figure 12 the removal from \mathcal{F} of any of its points also causes the removal of one of the two additional vertices of $T(\mathcal{F})$; for example removing the green vertex also causes the removal of the black vertex that is adjacent to it. By considering $T(V_1 \setminus \{l\})$ and $T(V_2 \setminus \{f(l)\})$ we are sure that only one vertex is removed.

We can then apply our induction hypothesis, which produces an element $g^* \in G$ that extends the graph isomorphism $f^*: T(\mathcal{F}_1)^* \rightarrow T(\mathcal{F}_2)^*$ induced (uniquely) from f . It only remains to adjust the element g^* so that it also maps l to $f(l)$. Let v be unique vertex of $T(\mathcal{F}_2)$ that is adjacent to the leaf $f(l)$. Note that there is at least one branch B_1 (respectively, B_2) at v that does not include a vertex of $T(\mathcal{F}_2)$ with the exceptions of v and possibly $f(l)$ (respectively, $g^*(l)$); it is possible that B_1 and B_2 are the same branch. By Lemma 2.11 we can choose an element h_1 of K_v that switches the branches B_1 and B_2 and fixes every other point (in case $B_1 = B_2$, we choose h_1 to be the identity). Then we have that h_1 fixes every vertex of $T(\mathcal{F}_2)^*$

and that $\tilde{l} = h_1 g^*(l)$ belongs to the same branch B_1 that contains $f(l)$. Now that we have two branch points $\tilde{l} = h_1 g^*(l)$ and $f(l)$ belonging to the same branch B_1 , we can use Lemma 3.3 to find an element $h_2 \in H_A$ that maps $h_1 g^*(l)$ to $f(l)$, where A is any rational arc included in B_1 whose interior includes $f(l)$ and \tilde{l} . Clearly h_2 must fix $v \in B_1$, and since every other vertex of $T(\mathcal{F}_2)^*$ does not belong to B_1 we have that the element $g = h_2 h_1 g^*$ maps each vertex of $T(\mathcal{F}_1)$ to its image under the action of f , as required. \square

This transitive property of G_n on the set of branch points is the same that the full homeomorphism group \mathbb{H}_n has by [DM19, Proposition 6.1], so Proposition 4.1 is essentially saying that every dendrite rearrangement group is as transitive as a subgroup of \mathbb{H}_n can be on the set of branch points.

As an immediate consequence of Proposition 4.1, we have the two following facts (which are analogous to Corollaries 6.5 and 6.7 of [DM19], respectively).

Corollary 4.2. *The stabilizer of a branch point is a maximal proper subgroup.*

Corollary 4.3. *The action of G_n on the set Br is oligomorphic.*

Recall that a G -action on a set X is **oligomorphic** if, for every $m \in \mathbb{N}$, the diagonal G -action on the set of m -tuples of X has finitely many orbits. For more information about oligomorphic group actions, see [Cam90].

4.2. Density in the Full Group of Homeomorphisms. Here we prove that Proposition 4.1 has the following consequence.

Theorem 4.4. *For every $n \geq 3$, the rearrangement group G_n for the dendrite replacement system \mathcal{D}_n is dense in $\mathbb{H}_n = \text{Homeo}(D_n)$.*

As done in [DM19], here we endow the group \mathbb{H}_n with its topology of uniform convergence, which makes it a Polish group (i.e., a separable and completely metrizable topological group). By [DM19, Proposition 2.4], this topology of \mathbb{H}_n is inherited by the pointwise convergence topology of $\text{Sym}(\text{Br})$, so in order to prove Theorem 4.4 it suffices to show that the permutations of Br induced by elements of \mathbb{H}_n can be “approximated” by those of G_n . Thus, Theorem 4.4 is equivalent to the following.

Claim 4.5. *Let $\phi \in \mathbb{H}_n$. For every $k \geq 1$ and for each $p_1, \dots, p_k \in \text{Br}$ there exists a rearrangement $g_k \in G_n$ such that $g_k(p_i) = \phi(p_i)$ for all $i = 1, \dots, k$.*

Proof. Consider a homeomorphism ϕ of D_n such that $\phi(p_i) = q_i$ for branch points $p_1, \dots, p_k, q_1, \dots, q_k$. Let $\mathcal{F}_1 = \{p_1, \dots, p_k\}$ and $\mathcal{F}_2 = \{q_1, \dots, q_k\}$ and consider the trees $T(\mathcal{F}_1)$ and $T(\mathcal{F}_2)$ obtained as described at Page 19. Consider the unique minimal subdendrites $[\mathcal{F}_1]$ and $[\mathcal{F}_2]$ of D_n that contain \mathcal{F}_1 and \mathcal{F}_2 , respectively; these are naturally homeomorphic to the geometric realizations of $T(\mathcal{F}_1)$ and $T(\mathcal{F}_2)$. The restriction of ϕ to $[\mathcal{F}_1]$ is a homeomorphism $\phi|_{[\mathcal{F}_1]}: [\mathcal{F}_1] \rightarrow [\mathcal{F}_2]$ that maps each vertex p_i of $T(\mathcal{F}_1)$ to the vertex q_i of $T(\mathcal{F}_2)$, so it restricts to a graph isomorphism $T(\mathcal{F}_1) \rightarrow T(\mathcal{F}_2)$ defined by the mapping $p_i \mapsto q_i$. By Proposition 4.1, there exists a rearrangement $g \in G_n$ that extends the graph isomorphism $T(\mathcal{F}_1) \rightarrow T(\mathcal{F}_2)$, meaning that it maps each p_i to q_i , as needed. \square

In the next Section, with Proposition 5.3 and Corollary 5.4, using these very same arguments, we will see that the commutator subgroup $[G_n, G_n]$ shares strong transitive properties with G_n and thus it is also dense in \mathbb{H}_n despite being significantly “smaller” than G_n (it has infinite index by Theorem 5.1).

Observe that being dense in an ambient group is not new behaviour in the world of Thompson groups. Indeed, [BS16, Corollary A5.8] and [Zhu08, Proposition 4.3] show that Thompson groups F and T are dense in the groups $\text{Homeo}^+([0, 1])$ and $\text{Homeo}^+(S^1)$ of orientation-preserving homeomorphisms of the unit interval and the unit circle, respectively. Also, Thompson's group V is dense in both the group $\text{AAut}(\mathcal{T}_2)$ of almost automorphisms of the binary tree (noted in [CD11]) and also in the group $\text{Homeo}(\mathfrak{C})$ of homeomorphisms of the Cantor space with its Polish compact-open topology (see Remark 4.7 below). Notably, the very recent work [Ner23] shows that the rearrangement group of the Basilica is dense in the full group of homeomorphisms of the Basilica. Later in Subsection 7.3 we will see that the Airplane rearrangement group is also dense in the group of orientation-preserving homeomorphisms of a dendrite. All of these results naturally prompt the following question, which was also asked in [Ner23, Final remarks (b)].

Question 4.6. When is a rearrangement group of a topological space X dense in the full group of homeomorphisms of X ?

This question might be related to recent findings and questions about quasi-symmetries of fractals. Namely, [LM18] shows that the Basilica rearrangement group T_B is in a certain sense dense in the group of planar quasi-symmetries of the Basilica Julia set, and the upcoming work [BF23] asks if it is always possible to find a finitely generated dense subgroup of the orientation-preserving group of homeomorphisms.

We believe that this question is interesting for practical reasons. Finding a Thompson-like group G that is dense in an interesting uncountable group \mathbb{H} essentially allows to approximate the “non-computable” group \mathbb{H} with the simpler group G that can probably be easily handled by a computer.

Remark 4.7. To the best of the author's knowledge, there is no proof in literature that V is dense in the group $\text{Homeo}(\mathfrak{C})$ of homeomorphisms of the Cantor set with its compact-open topology. Thus, although we do not claim the novelty of this result, we provide a quick sketch of proof here for the sake of completeness.

First, observe that $\text{Homeo}(\mathfrak{C})$ with its compact-open topology is the same as the group of automorphisms of the Boolean algebra of clopen subsets of the Cantor space \mathfrak{C} with its pointwise convergence topology (this was noted, for example, at the beginning of Section 2 of [GR21]). Then it suffices to show that, for every homeomorphism ϕ of \mathfrak{C} and for each finite set \mathcal{S} of clopen subsets of \mathfrak{C} , there exists an element g of Thompson group V such that $g(A) = \phi(A)$ for all $A \in \mathcal{S}$. Showing this is straightforward: if we view the Cantor space \mathfrak{C} as the set of infinite words in the alphabet $\{0, 1\}$, then any clopen set is the disjoint union of finitely many cones (where by *cone* we mean a subset of \mathfrak{C} consisting of all of those sequences that have a certain common prefix); if we refine the set \mathcal{S} of clopen subsets of \mathfrak{C} to a set \mathcal{S}^* of cones, then it is immediate to build an element of V that maps each cone of \mathcal{S}^* canonically to its image under the homeomorphism ϕ .

5. THE COMMUTATOR SUBGROUP

In this Section we first show that the abelianization of every dendrite rearrangement group is $\mathbb{Z}_2 \oplus \mathbb{Z}$ (Subsection 5.1), then we prove that the commutator subgroup $[G_n, G_n]$ is dense in the full homeomorphism group \mathbb{H}_n and that, with the possible exception of $n = 3$, it is simple.

5.1. The Abelianization of Dendrite rearrangement Groups. In this Subsection we describe two families of maps: the local parity maps π_p and the local endpoint derivatives ∂_q , both satisfying a chain rule that will allow us to define global versions of these maps. Together, the parity map and the endpoint derivative will allow us to describe the elements of the commutator subgroup $[G_n, G_n]$ of a dendrite rearrangement group and to compute the abelianization of G_n by applying Schreier's Lemma (which was also used in [BF15] for the computing abelianization of the Basilica rearrangement group T_B).

5.1.1. The Parity Map. Consider the rotation system defined at Page 13 and let g be a homeomorphism of D_n . This rotation system is simply a circular ordering of the branches at p , so g induces a permutation $\sigma_{p,g}$ of $\text{Sym}(n)$ on the branches at p that is defined up to cyclically reordering the branches (this reordering will not affect our next definitions).

We define the **local parity map** at the branch point $p \in \text{Br}$ as the mapping

$$\pi_p: G_n \rightarrow \mathbb{Z}_2$$

such that $\pi_p(g) = 0$ if $\sigma_{p,g}$ is an even permutation and $\pi_p(g) = 1$ if $\sigma_{p,g}$ is an odd permutation. This definition makes sense because the parity of $\sigma_{p,g}$ remains the same if one cyclically permutes the ordering on the branches at p .

Note that the local parity maps satisfy the following chain rule:

$$\pi_p(gh) = \pi_{h(p)}(g) + \pi_p(h).$$

Observe that, whenever a branch point p does not appear in a graph pair diagram of a rearrangement g , one has $\pi_p(g) = 0$ because canonical homeomorphisms of a cell $C(x)$ (which were defined at the beginning of Subsection 1.4) preserve the rotation system of the branch point $[[xi1\bar{n}]]$. In particular, this implies that the definition does not depend on the choice of graph pair diagram chosen to represent g . This, together with the previously described chain rule and the fact that every rearrangement induces a permutation of Br , allow us to define the (global) **parity map Π** as

$$\Pi: G_n \rightarrow \mathbb{Z}_2, g \mapsto \sum_{p \in \text{Br}} \pi_p(g).$$

Because of the chain rule identity, it is easy to see that Π is a group morphism.

5.1.2. The Endpoint Derivative. We define the **local endpoint derivative** at the rational endpoint $q \in \text{REn}$ as the mapping

$$\partial_q: G_n \rightarrow \mathbb{Z}$$

defined as follows. If (D, R, f) is a graph pair diagram for g , there is a unique edge x of D that is incident on q , and a unique edge $y = f(x)$ of R that is incident on $f(q)$. Denote by $L_D(x)$ and $L_R(y)$ the amount of n 's at the end of x and y , without considering the first letter in case the word is $nn\dots n$ (the first letter is special in the sense that it denotes an edge of the base graph instead of the replacement graph). Then

$$\partial_q(g) = L_R(y) - L_D(x).$$

This definition does not depend on the choice of graph pair diagram chosen to represent g , since expanding x in D always causes the expansion of y in R , and both the resulting lengths L_D and L_R increase by 1, leaving ∂_q ultimately unchanged.

The intuition behind this definition is that $L_D(x)$ (or $L_R(y)$) represent how small of a portion of a “straight branch” x (or y) is, when drawing $z1$ and zn straight and aligned with z when expanding an edge z . In this sense, ∂_q looks like a logarithmic derivative in a small enough neighbourhood of the endpoint q .

Note that, as the local parity maps do, the endpoint derivatives also satisfy the following chain rule:

$$\partial_q(gh) = \partial_{h(q)}(g) + \partial_q(h).$$

Observe that, whenever a rational endpoint q does not appear in a graph pair diagram of a rearrangement g , one has $\partial_q(g) = 0$. Then, for the same reasons used for the parity map, we can define the (global) **endpoint derivative** Δ as

$$\Delta: G_n \rightarrow \mathbb{Z}, g \mapsto \sum_{q \in \text{REn}} \partial_q(g).$$

Because of the chain rule identity, Δ is a group morphism.

Before proceeding with the computation of the abelianization of G_n , we would like to mention that this idea of an endpoint derivative was previously used to characterize the commutator subgroup $[T_A, T_A]$ of the Airplane rearrangement group. This in turn is related to the fact that the commutator subgroup of Thompson’s group F consists of the elements of F that act trivially around the neighbourhoods, i.e., that preserve the numbers of 0’s (respectively 1’s) of the leftmost (respectively rightmost) edge of a graph pair diagram. There was no parity map for T_A essentially because the subgroup of T_A that corresponds to $K_p \leq D_n$ is Thompson group T (see Subsection 7.3), which is simple.

5.1.3. *Computing the Abelianization.* Consider the following map:

$$\Phi = \Pi \times \Delta: G_n \rightarrow \mathbb{Z}_2 \oplus \mathbb{Z}, g \mapsto (\Pi(g), \Delta(g)).$$

Clearly Φ is a group morphism, and it is not hard to see how it behaves on the generators $\{g_0, g_1, \tau_2, \dots, \tau_n\}$ of G_n , where each τ_i is the element of K_{p_0} that corresponds to the permutation $(1i)$ and g_0 and g_1 were represented in Figure 9 and generate H .

$$\begin{aligned} \Phi(g_0) &= (0, 0), \quad \Phi(g_1) = (0, -1), \\ \Phi(\tau_i) &= (1, 0), \quad \forall i = 2, \dots, n. \end{aligned}$$

(The parity map on g_0 and g_1 is 0 because both of these elements feature exactly two branch points with the same non-trivial permutation.) In particular, we can deduce that Φ is surjective, because for all $\zeta \in \{0, 1\}$ and $z \in \mathbb{Z}$ one has $\Phi(\tau_2^\zeta g_1^z) = (\zeta, -z)$. If we let $K = \text{Ker}(\Phi)$, then $G_n/K \simeq \mathbb{Z}_2 \oplus \mathbb{Z}$, so $[G_n, G_n] \leq K$, so our goal is to show that $K \leq [G_n, G_n]$.

Using the following set of transversals for the quotient G_n/K

$$\left\{ \tau_2^\zeta g_1^{-z} \mid \zeta \in \{0, 1\}, z \in \mathbb{Z} \right\}$$

and the generating set $\{g_0, g_1, \tau_2, \dots, \tau_n\}$ for G_n (Theorem 3.6), together with the application of the identities $\tau_2 g_1 = g_1 \tau_2$ and $\tau_i = \tau_i^{-1}$, an application of Schreier’s Lemma (see, for example, [Ser03, Lemma 4.2.1]) produces the following generating set for K :

$$(1) \quad \left\{ g_1^{-z} \tau_2 \tau_i g_1^z, \tau_2^\zeta g_1^{-z} g_0 g_1^z \tau_2^\zeta \mid \zeta \in \{0, 1\}, z \in \mathbb{Z}, i = 3, \dots, n \right\}.$$

This generating set is included in the normal closure of $\{\tau_2\tau_i, g_0 \mid i = 3, \dots, n\}$ in G_n and the commutator subgroup is normal in G_n , so it suffices to show that $[G_n, G_n]$ contains $\tau_2\tau_3, \dots, \tau_2\tau_n$ and g_0 in order to be able to conclude that $K \leq [G_n, G_n]$. For each $i \in \{3, \dots, n\}$ the element $\tau_2\tau_i$ is an even permutation, so it belongs to $[K_{p_0}, K_{p_0}] \leq [G_n, G_n]$. As for g_0 , using the fact that $[H, H] \simeq [F, F]$ is the subgroup of the elements of H that act trivially around the endpoints of $C(1)$ and $C(n)$, a direct computation shows that

$$(2) \quad g_0 = h[\tau_n, g_1] \text{ for an element } h \in [H, H],$$

which proves that $g_0 \in [G_n, G_n]$ and ultimately that $[G_n, G_n]$ is the kernel of Φ .

To sum up the results shown so far about the commutator subgroup:

Theorem 5.1. *The commutator subgroup $[G_n, G_n]$ of a dendrite rearrangement group G_n is the kernel of the surjective morphism $\Phi = \Pi \times \Delta : G_n \rightarrow \mathbb{Z}_2 \oplus \mathbb{Z}$. In particular, the abelianization of G_n is $\mathbb{Z}_2 \oplus \mathbb{Z}$. Moreover, $[G_n, G_n]$ is generated by the (infinite) generating set exhibited above in Equation (1).*

Remark 5.2. Using the identities $\tau_i g_1 = g_1 \tau_i$ for $i = 3, \dots, n-1$ and $[\tau_n, g_1^z] = [\tau_1, g_1]^z$ (which can both be verified with quick computations), the part $g_1^{-z} \tau_2 \tau_i g_1^z$ of the generating set in Equation (1) can be replaced by the finite subset

$$\{\tau_2\tau_i, [\tau_n, g_1] \mid i = 3, \dots, n\}$$

This produces the following generating set for $[G_n, G_n]$, which will be useful at the end of the proof of Theorem 5.6:

$$\{\tau_2\tau_i, [\tau_n, g_1], \tau_2^\zeta g_1^{-z} g_0 g_1^z \tau_2^\zeta \mid \zeta \in \{0, 1\}, z \in \mathbb{Z}, i = 3, \dots, n\}.$$

This infinite generating set will be refined to a finite generating set in Theorem 5.9 at the end of this Section.

5.2. Simplicity of the Commutator Subgroup. It turns out that an analogue of Proposition 4.1 also applies to the commutator subgroup $[G_n, G_n]$. In order to prove this, we recall that if a group G acts on a space X and $U \subseteq X$ then the **rigid stabilizer** of U in G is the subgroup of those elements that are supported in U , i.e.,

$$\mathbf{Rist}_G(U) = \{g \in G \mid g(x) = x, \forall x \in X \setminus U\} \leq G.$$

The notion of rigid stabilizers will also be useful in Theorem 5.6.

Proposition 5.3. *Given two finite subsets \mathcal{F}_1 and \mathcal{F}_2 of Br , any graph isomorphism between $T(\mathcal{F}_1)$ and $T(\mathcal{F}_2)$ can be extended to an element of $[G_n, G_n]$. In particular, $[G_n, G_n]$ acts transitively on $\text{Br}(D_n)$.*

Proof. There is no need to repeat the same argument that was used in Proposition 4.1. Instead, one can reason in the following manner. Because of the aforementioned Proposition 4.1, given $\mathcal{F}_1, \mathcal{F}_2$ and a graph isomorphism $f: T(\mathcal{F}_1) \rightarrow T(\mathcal{F}_2)$ as in the statement, there exists a $g \in G_n$ that extends f . Now, suppose that $\Phi(g) = (\zeta, z) \in \mathbb{Z}_2 \oplus \mathbb{Z}$. Since $[G_n, G_n]$ is none other than the kernel of Φ (Theorem 5.1), our goal is to produce an “adjustment” of the element g that nullifies Φ and is the same as g when restricted to \mathcal{F}_1 .

Since the minimal subdendrite $[\mathcal{F}_2]$ of D_n that contains \mathcal{F}_2 cannot be the entire D_n , there exists a branch B^* that is fully contained in the complement of $[\mathcal{F}_2]$. It is not hard to see that the restriction of Φ on the rigid stabilizer of any branch of D_n is surjective, so in particular one can find an element $h \in \mathbf{Rist}_{G_n}(B^*)$ such that

$\Phi(h) = (\zeta, -z)$. It follows that the element hg belongs to the commutator subgroup of G_n and is the same as g when restricted to \mathcal{F}_1 , meaning that it extends the graph isomorphism $f : T(\mathcal{F}_1) \rightarrow T(\mathcal{F}_2)$ as desired. \square

Using the exact same argument of Claim 4.5, this Proposition allows to immediately prove that the commutator subgroup $[G_n, G_n]$ is also dense in the full group of homeomorphisms of D_n .

Corollary 5.4. *The commutator subgroup of the dendrite rearrangement group of D_n is dense in the full group of homeomorphisms of D_n .*

As another consequence of Proposition 5.3, we have:

Corollary 5.5. *$[G_n, G_n]$ acts transitively on the set of branches of D_n .*

Proof. Consider two branches B_1 and B_2 . If p_1 and p_2 are the branch points at which they branch out, respectively, then by Proposition 5.3 there exists an element $h \in [G_n, G_n]$ that maps p_1 to p_2 . Since both $h(B_1)$ and B_2 are branches at p_2 , there is an element σ of the alternating subgroup $[K_{p_2}, K_{p_2}] \leq [G_n, G_n]$ (which is known to be transitive) such that $\sigma h(B_1) = B_2$. Thus, the element σh maps B_1 to B_2 and belongs to $[G_n, G_n]$, as needed. \square

This last Corollary allows to prove the simplicity of $[G_n, G_n]$ for all $n \geq 4$.

Theorem 5.6. *For each $n \geq 4$, commutator subgroup of the dendrite rearrangement group G_n is simple.*

Proof. This proof shares its structure with the proofs of the simplicity of the commutator subgroups of the Basilica and Airplane limit spaces (from [BF15] and [Tar21], respectively), which in turn were inspired by the so-called *Epstein's double commutator trick* from [Eps70].

Given a non-trivial normal subgroup N of $[G_n, G_n]$, we wish to prove that $N = [G_n, G_n]$. Let $g \in N \setminus \{1\}$. Since g is non-trivial, there must be an open subset U of D_n such that $U \cap g(U) = \emptyset$. Every open subset of D_n contains a cell (see [PT22, Remark 1.2]) and every cell contains a branch; thus, there exists a branch B based at some branch point p that is included in U , and so $B \cap g(B) = \emptyset$.

Let $h_1, h_2 \in \text{Rist}_{[G_n, G_n]}(B)$. Note that $g^{-1}h_1g \in \text{Rist}_{[G_n, G_n]}(g^{-1}(B))$, so

$$[h_1, g] = h_1^{-1}g^{-1}h_1g \in \text{Rist}_{[G_n, G_n]}(B \cup g^{-1}(B))$$

and $[h_1, g]|_B = h_1^{-1}|_B$. Thus, since $h_2 \in \text{Rist}_{[G_n, G_n]}(B)$, direct computations of $[[h_1, g], h_2]$ restricted on B , $g^{-1}(B)$ and elsewhere show that globally

$$[[h_1, g], h_2] = [h_1, g]^{-1}h_2^{-1}[h_1, g]h_2 = h_1^{-1}h_2^{-1}h_1h_2 = [h_1, h_2].$$

Now, since $[h_1, g] \in N$ (because $g \in N \trianglelefteq [G_n, G_n] \ni h_1$) and $h_2 \in [G_n, G_n]$, the double commutator of the previous identity belongs to N , and so we have that

$$[h_1, h_2] \in N \text{ for all } h_1, h_2 \in \text{Rist}_{[G_n, G_n]}(B).$$

We do not have much control over the choice of B , but this can be overcome with the aid of Corollary 5.5: for any branch B^* , there exists some $h \in [G_n, G_n]$ such that $h(B^*) = B$, and conjugating the previous identity by h yields

$$(3) \quad [h_1, h_2] \in N \text{ for all } h_1, h_2 \in \text{Rist}_{[G_n, G_n]}(B^*).$$

As is shown below, this identity allows us to show that N contains the generating set for $[G_n, G_n]$ exhibited in Remark 5.2, which will conclude this proof.

First, note that $\tau_2\tau_i \in N$ for all $i = 3, \dots, n$ because N contains the entire subgroup $[K_{p_0}, K_{p_0}]$. Indeed, each 3-cycle (ijk) can be written as $[(ik), (jk)]$, and since $n \geq 4$ both (ik) and (jk) act trivially on some branch that is different from i, j and k , so one concludes by Equation (3). (This is the only step of the proof that does not work for $n = 3$. See Remark 5.7 and Question 5.8 below.)

The fact that $[\tau_n, g_1]$ belongs to N can be proved using the idea, previously employed in Proposition 5.3, of “adjusting” the elements τ_n and g_1 so that they end up in the commutator subgroup, using the fact that $[G_n, G_n] = \text{Ker}(\Phi)$. More specifically, $[\tau_n, g_1]$ can be written as $[\tau_n\rho, g_1f]$ for suitable elements ρ and f : the element ρ is a 2-cycle in a permutation subgroup K_p around some “remote” branch point p , while f acts on some “remote” cell $C(xn)$ as g_1 does on $C(n)$, with x a finite word ending, for example, with 2, in such a way that the supports of ρ, f, τ_n and g_1 are pairwise disjoint and their union U is not the entire D_n (by “remote” here we mean that we choose such elements so that their supports are disjoint from those of τ_n and g_1). Since the union U of the supports of ρ, f, τ_n and g_1 is a proper closed subset of D_n , it is easy to see that it is contained in some branch B . It follows that both $\tau_n\rho$ and g_1f belong to $\text{Rist}_{[G_n, G_n]}(B)$, so we can conclude that $[\tau_n, g_1] = [\tau_n\rho, g_1f] \in N$ by Equation (3).

Now that we know that N contains $[\tau_n, g_1]$, because of Equation (2) it suffices to prove that $[H, H] \leq N$ in order to show that $g_0 \in N$. This is done by recalling that the commutator subgroup of Thompson’s group F is the subgroup of F that acts trivially around the endpoints of the unit interval, and that it is simple and non-abelian, so the commutator of $[H, H]$ is $[H, H]$ itself. Then an arbitrary element of $[H, H]$ can be written as a commutator of two elements of $[H, H]$, each of which must be acting trivially on some neighbourhood of the endpoints of $C(1)$ and $C(n)$. Then these elements act trivially in some small enough branch B and an application of Equation (3) allows to conclude that $[H, H] \leq N$, and so that $g_0 \in N$.

Finally, Equation (2) tells us that $g_0 = h[\tau_n, g_1] = [f_1, f_2][\tau_n, g_1]$ for some $f_1, f_2 \in [H, H]$ (using again the fact that the commutator subgroup of $[H, H]$ is $[H, H]$ itself). With this identity, the remaining elements of the generating set from Remark 5.2 all belong to N because they are

$$\tau_2^\zeta g_1^{-z} g_0 g_1^z \tau_2^\zeta = g_0^{g_1^z \tau_2^\zeta} = [f_1^{g_1^z \tau_2^\zeta}, f_2^{g_1^z \tau_2^\zeta}] [\tau_n^{g_1^z \tau_2^\zeta}, g_1^{g_1^z \tau_2^\zeta}],$$

where each of the two commutators satisfy Equation (3). \square

Remark 5.7. As noted in the proof of Theorem 5.6, our argument to prove that $\tau_2\tau_i$ belongs to N for $i = 3, \dots, n$ fails for $n = 3$. The reason is simply that, with only 3 branches at each branch point, (ik) and (jk) (where $\{i, j, k\} = \{1, 2, 3\}$) cannot belong to a common rigid stabilizer of any branch, so one cannot apply Equation (3). Every other step of the proof works, so it would suffice to find a different way to show that $\tau_2\tau_3 \in N$ in order to prove that $[G_3, G_3]$ is simple. However, if the commutator subgroup is not simple, the rest of the proof of Theorem 5.6 imply that a non-trivial proper normal subgroup N of $[G_3, G_3]$ must include the elements $[\tau_3, g_1]$ and $\tau_2^\zeta g_1^{-z} g_0 g_1^z \tau_2^\zeta$ along with the subgroup $[H, H]$, and so it can be argued that N must also contain $[H_A, H_A]$ for every rational arc A , by the normality of N and the transitive properties of the commutator subgroup.

This question is left unanswered:

Question 5.8. Is $[G_3, G_3]$ simple?

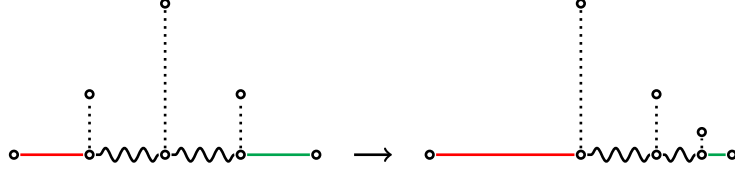


FIGURE 13. The general shape of the elements $g_1^{-z} g_0 g_1^z$, with an action on the curvy lines that depends on z .

5.3. A Finite Generating Set for the Commutator Subgroup. As a final result about the commutator subgroup of G_n , we compute a finite generating set. The proof follows the same strategy of [Tar21, Theorem 6.12] and also makes use of the fact that the commutator subgroup of a Thompson subgroup H_A is the set of elements of H_A that act trivially on some neighbourhood of each of the two endpoints of the arc A .

We start from the generating set from Remark 5.2, and we will show that those elements all belong to the subgroup

$$G_* = \langle \tau_2 \tau_3, \dots, \tau_2 \tau_n, [\tau_n, g_1], g_0, g_0^{\tau_2}, g_* \rangle,$$

where g_* is the element of $[H, H]$ that acts on the right arc $A_* = [p_0, q]$ as g_0 does on the entire arc A_0 , where $q = \llbracket ni1\bar{n} \rrbracket$. Clearly G_* contains $\tau_2 \tau_i$ for each $i = 1, \dots, n$ and $[\tau_n, g_1]$, so it suffices to show that the elements $\tau_2^\zeta g_1^{-z} g_0 g_1^z \tau_2^\zeta$ all belong to G_* .

For $\zeta = 0$, observe that every element $g_1^{-z} g_0 g_1^z$ has the shape sketched in Figure 13, from which we deduce that it belongs to $[H, H]g_0$. Now, we can prove that $[H, H] \leq G_*$ with the following strategy: if $h \in [H, H]$, then $h^{g_0^k}$ belongs to the commutator subgroup of H_{A_*} for a negative integer k that is small enough. But it is easy to see that $[H_{A_*}, H_{A_*}]$ is included in the commutator subgroup of $\langle [\tau_n, g_1], g_* \rangle$, as these two elements act on A_* as the two generators of F do on $[0, 1]$ (this step is discussed in more details in [Tar21, Theorem 6.12]). Thus, one has that $[H, H]$ is included in G_* and so that $g_1^{-z} g_0 g_1^z \in G_*$ for all $z \in \mathbb{Z}$.

As for the case $\zeta = 1$, consider the arc $A'_0 = [t, q]$, where $t = \llbracket 2\bar{n} \rrbracket$ and, as before, $q = \llbracket ni1\bar{n} \rrbracket$. One can prove that the elements $\tau_2 g_1^{-z} g_0 g_1^z \tau_2$ (similar to Figure 13, but replacing the left central branch with the top one) all belong to G_* essentially by replacing g_0 with $g_0^{\tau_2}$ (that acts on A'_0 as g_0 does on A_0) and H with $H_{A'_0}$ in the previous paragraph. This simply means switching the first and second branches at p_0 , which preserves the arc A_* that we used as a pivot, so one “pushes” the action of $[H_{A'_0}, H_{A'_0}]$ inside A_0 by conjugating by negative powers of $g_0^{\tau_2}$ and obtains that $[H_{A'_0}, H_{A'_0}] \leq G_*$.

Ultimately, this shows that $G_* \leq [G_n, G_n]$. The converse is clear, so we ultimately have the following.

Theorem 5.9. *The commutator subgroup of a dendrite rearrangement group G_n is finitely generated, for every $n \geq 3$.*

6. FURTHER PROPERTIES OF DENDRITE REARRANGEMENT GROUPS

This Section is a collection of additional results about dendrite rearrangement groups. Here we provide information about their finite subgroups (Subsection 6.1), we prove that they are pairwise non-isomorphic (Subsection 6.2), we show how

they relate to the other Thompson groups (Subsection 6.3), we see that their conjugacy problem is solvable (Subsection 6.4), and finally we prove that they are not invariably generated (Subsection 6.5).

6.1. Finite Subgroups. Generalising the ideas used in [BF19, Proposition 2.10] (which is about the Vicsek rearrangement group, see Subsection 7.1), we obtain the following result.

Proposition 6.1. *Each finite subgroup of G_n is a subgroup of the group of automorphisms of some finite n -regular tree, and all such subgroups for all finite n -regular trees are achieved.*

In particular, each finite subgroup of G_n has order

$$p_0^\varepsilon p_1^{k_1} \cdots p_m^{k_m},$$

where p_1, \dots, p_m are the prime divisors of $(n-1)!$, $k_i \in \mathbb{N}$ (possibly zero), $\varepsilon \in \{0, 1\}$ and $p_0 = n$ if it is prime and it is 1 otherwise. Every such order is achieved by some abelian subgroup.

Proof. First, let G be a finite subgroup of G_n . It is shown in [BF19, Theorem 2.9] that every finite subgroup of a rearrangement group is the subgroup of the automorphism group of some graph expansion of the replacement system, so $G \leq \text{Aut}(T)$ for some finite n -regular tree T . It is easy to see that every finite n -regular tree can be realized as a graph expansion of \mathcal{D}_n .

The decomposition of $\text{Aut}(T)$ described in this paragraph is well-known in literature and is often called *wreath recursion* (see for example [Nek05, Section 1.4]). It is known that every finite tree has a unique *center*, which is either a vertex or an edge that is fixed by every automorphism (see for example [Mei08, Theorem 3.46]). In any case, $\text{Aut}(T)$ can be decomposed as a finite sequence of semidirect products (where the action is by permutations of the components of the direct product) in the following way:

$$\text{Aut}(T) = A_0 \ltimes (A_1 \times \cdots \times A_n),$$

where $A_0 \leq \text{Sym}(n)$ or $A_0 \leq \text{Sym}(2)$ (depending on whether the center is a vertex or an edge) and each A_i is

$$A_i = A_{i,0} \ltimes (A_{i,1} \times \cdots \times A_{i,n-1}),$$

where $A_{i,0} \leq \text{Sym}(n-1)$ and each $A_{i,j}$ is built in this very same way, eventually ending with the trivial group. In particular, this implies that the order of $\text{Aut}(T)$ (and of each of its subgroups) is of the type exhibited in the statement.

Now, given a number of the form exhibited in the statement, we can write it as a product $q_1 \cdots q_k$ of primes q_i 's that need not be pairwise distinct. Without loss of generality, we order them so that $q_1 = n = p_0$ if it is prime and it is one of the factors. Consider a rooted tree \mathfrak{T} whose root has q_1 children whose i -th level vertices all have q_{i+1} children (note in particular that each vertex has degree that is at most n , by the choice $q_1 = n$ if it is a prime factor). Denote the root by the empty word and each i -th child of w by wi . The abelian group $C_{q_1} \times \cdots \times C_{q_k}$ acts faithfully on this tree with the diagonal action defined as follows: an element (z_1, \dots, z_k) maps each vertex $x_1 \cdots x_k$ to $(x_1 + q_1) \cdots (x_k + q_k)$. Since each vertex of \mathfrak{T} has degree that is at most n , this action can be extended to a faithful action on the natural completion of \mathfrak{T} to an n -regular tree. In particular, this group embeds into the automorphism group of an n -regular tree, so we are done. \square

6.2. Pairwise Distinction. Using Proposition 6.1 from the previous Subsection, one can immediately distinguish two dendrite rearrangement groups G_n and G_m using the orders of their finite subgroups whenever n or m is at most 4 (they can actually be distinguished in this way for all $n, m \leq 9$). For $n \geq 5$, we can use the same argument that is mentioned in Subsection 2.3 of [BF19] for distinguishing the Vicsek rearrangement groups. For the sake of completeness, here we explain this argument in full detail for dendrite rearrangement groups.

Proposition 6.2. *For every $n \geq 3$, the dendrite rearrangement group G_n contains isomorphic copies of the alternating group A_n but not of A_{n+1} .*

Proof. Thanks to Proposition 6.1 we know what the finite subgroups of G_n are, from which it is immediate to find copies of A_n . More explicitly, it is clear that A_n acts faithfully on the base graph of \mathcal{D}_n itself; or, alternatively, one can recover this copy of A_n as a subgroup of the permutation subgroup K_{p_0} from Lemma 2.11.

If we suppose that A_{n+1} embeds into G_n , then by Proposition 6.1 we must have that A_{n+1} acts faithfully on a finite n -regular tree. This is a contradiction because of the following:

Claim 6.3. *For $m \geq 5$, if the alternating group A_m acts faithfully on a tree \mathcal{T} then there exists a vertex of \mathcal{T} whose degree is at least m .*

To prove this Claim, assume that $A_m \simeq H \leq \text{Aut}(\mathcal{T})$. As noted in the previous Subsection 6.1, H must fix a vertex or an edge of \mathcal{T} (see for example [Mei08, Theorem 3.46]). Up to a barycentric subdivision of the fixed edge, we can assume that H is fixing a vertex r , so we can think of \mathcal{T} as if it were a rooted tree. Then observe that, for each $k \in \mathbb{N}$, the subgroup consisting of the elements of H that act trivially on the first k levels of \mathcal{T} is normal in H . Since H is simple, this implies that for every k either H acts trivially or faithfully on the first k levels. Thus, since H is not trivial, there exists a k such that the action of H on the first $k - 1$ levels is trivial whereas the action on level k is faithful. Note that then H must embed into a direct product of symmetric groups, i.e.,

$$H \leq \text{Sym}(m_1) \times \cdots \times \text{Sym}(m_l),$$

where the m_i 's are the number of children of the l vertices at level k . We now prove that this cannot happen unless there exists a j such that $m_j \geq m$. This will conclude the proof, since each m_i is either the degree of a vertex of \mathcal{T} or the degree minus 1, depending on whether $k = 0$ or $k > 0$.

Denote by pr_i the i -th projection in the aforementioned direct product. Since H is simple, each $\text{pr}_i(H)$ is either trivial or isomorphic to $H \simeq A_m$. These cannot all be trivial or H would be trivial itself, so there is a j such that $A_m \simeq \text{pr}_j(H) \leq \text{Sym}(m_j)$. It is known that $\text{Sym}(m_j)$ cannot contain a copy of A_m unless $m \leq m_j$, so we are done. \square

As an immediate consequence of Proposition 6.2, we have the following.

Theorem 6.4. *$G_n \simeq G_m$ if and only if $n = m$.*

Remark 6.5. Very often results of this kind can be proved as applications of theorems of reconstructions of topological spaces from groups acting on them (i.e., given a group G acting “nicely” on two “nice” topological spaces X and Y , one finds an equivariant homeomorphism between X and Y). The most prominent example of

this is the celebrated paper [Rub89], which features 4 families of group actions that allow a reconstruction of the underlying space. Of these, the result named *Theorem 2* in the abstract of [Rub89], which is often just called **Rubin’s Theorem** and is also discussed and proved more succinctly in [BEM23], applies to many Thompson groups and other “rich” subgroups of homeomorphism groups.

However, we remark here that neither Rubin’s Theorem (nor any of the other 3 from [Rub89], to the author’s knowledge) applies to G_n , nor to any group acting by homeomorphisms on a Ważewski dendrite D_n . Indeed, let U be the open set $C^\circ(11) \cup \dots \cup C^\circ(n1) \cup \{p_0\}$ (which is essentially obtained by taking the inner “halves” of the n branches at p_0). Every element of $\text{Rist}_{G_n}(U)$ must fix setwise each of the cells $C(11), \dots, C(n1)$, so it must also fix p_0 , which prevents $\text{Rist}_{G_n}(U)$ from satisfying the conditions of Rubin’s Theorem.

It is possible to verify for G_n the hypotheses of [Rub89, Theorem 0.2] (as was done in [DM19, Proposition 7.6] for \mathbb{H}_n), but these hypotheses alone do not seem to yield any reconstruction theorem, as far as the author knows, since it is not clear whether in this case the structures that Rubin denotes by $HR(G, X)$ are homeomorphic to X .

Before moving on to a comparison with other Thompson groups, we highlight the following fact.

Proposition 6.6. $G_n < G_{n+1}$, for all $n \geq 3$.

Proof. Simply consider the subgroup of G_{n+1} generated by its Thompson subgroup H along with the subgroup of K_{p_0} that fixes the cell $C(n+1)$, which is the subgroup of those rearrangements that “rigidly drag” every $(n+1)$ -th branch along with its branch point. More precisely, each cell $C(x)$ corresponding to a word x that ends with $n+1$ and does not feature $n+1$ anywhere else is mapped canonically to a cell $C(y)$ with this same property. This is an isomorphic copy of G_n inside G_{n+1} . \square

6.3. Relations with other Thompson Groups. As seen in Subsection 2.3.2, dendrite rearrangement groups feature infinitely many isomorphic copies of Thompson’s group F . Here we show how the G_n ’s compare to the bigger siblings of F .

Proposition 6.7. *For every $n \geq 3$, each dendrite rearrangement group G_n embeds in Thompson’s group V , but G_n does not embed in Thompson’s group T nor T embeds into G_n (so, in particular, V also does not embed into G_n).*

Proof. The embedding of G_n into V is also described, more broadly, in Remark 1.8 from [Tar23], and it essentially consists of “forgetting” about edge adjacency and thus allowing every permutation of the edges. To achieve this, one can simply consider a graph pair diagram for G_n and “unglue” all of the edges, considering domain and range graphs consisting of edges each of which is not adjacent to any other. The result is a valid graph pair diagram for the Higman-Thompson group V_n , since every permutation of the edges is allowed in V_n . This prompts a natural embedding of G_n inside V_n , which in turn embeds in V by [Hig74, Theorem 7.2].

As for Thompson’s group T , it is known that its finite subgroups are cyclic and that every finite cyclic group embeds in T . Then Proposition 6.1 implies that G_n cannot embed into T (as clearly, for every $n \geq 3$, there are automorphism groups of finite n -regular trees that are not cyclic) and also that T cannot embed into G_n (otherwise G_n would have to feature cyclic subgroups of every order, but it does not by the aforementioned Proposition). \square

Since both the rearrangement groups of the Basilica and of the Airplane limit spaces (respectively T_B from [BF15] and T_A from [BF19] and [Tar21]) contain copies of T and embed in T , we can also conclude the following.

Corollary 6.8. *For every $n \geq 3$, T_B and T_A do not embed into G_n nor does G_n into T_B or T_A .*

It appears that the groups T_B and T_A , along with Thompson’s group T , have more in common with the orientation-preserving dendrite rearrangement groups mentioned in Subsection 7.2 below. Instead, dendrite rearrangement groups G_n do not preserve an orientation of the limit space D_n on which they act, which is arguably what separates these groups from T_B and T_A .

The only other rearrangement group mentioned in literature that is likely to contain a copy of or embed into some dendrite rearrangement group is the Vicsek rearrangement group, along with its generalizations (see [BF19, Example 2.1]). See Subsection 7.1 below for more about this comparison.

6.4. A Solution to the Conjugacy Problem. We say that the **conjugacy problem** of a group G is solvable if there exists an algorithm that, given two elements of G , infallibly decides in finite time whether those elements belong to the same conjugacy class.

A sufficient condition for the conjugacy problem to be solvable, together with an actual method for solving it, has been described in [Tar23], which was based on a solution to the conjugacy problem for Thompson groups F , T and V from [BM14] that makes use of *strand diagrams*. This sufficient condition is essentially the following: graph reductions (which are the opposite of graph expansions of the replacement system) need to be **confluent**, by which we mean that if $\Gamma \rightarrow \Gamma_1$ and $\Gamma \rightarrow \Gamma_2$ are distinct finite sequences of graph reductions, then there exist Γ^* and finite sequences of reductions $\Gamma_1 \rightarrow \Gamma^*$ and $\Gamma_2 \rightarrow \Gamma^*$. In essence, one needs to prove that, when two distinct sequences of graph reductions of Γ produce different graphs Γ_1 and Γ_2 , then these two graphs can be reduced to a common Γ^* .

Dendrite replacement systems \mathcal{D}_n have confluent graph reductions. More precisely, in this case distinct graph reductions are all disjoint. Indeed, keeping in mind that each graph reduction is uniquely identified by a vertex of degree n and its n incident edges (which is simply the replacement graph), it is easy to see that no two distinct graph reductions are allowed to involve common edges. Thus, one has the following.

Proposition 6.9. *Dendrite rearrangement groups have solvable conjugacy problem.*

We note here that conjugacy in the (topological) group $\text{AAut}(\mathcal{T}_{d,k})$ of almost automorphism of trees has been studied recently in [GL21]. That paper shows that whether two hyperbolic elements of $\text{AAut}(\mathcal{T}_{d,k})$ are conjugate can be established by studying elements of the Higman-Thompson group $V_{d,k}$ that “approximate” the two almost automorphisms. Since we have seen that dendrite rearrangement groups “approximate” the full groups of homeomorphisms (Theorem 4.4), inspired by the use that [GL21] made of the strand diagrams developed in [BM14], it is natural to ask the following.

Question 6.10. Can the technology of strand diagrams for rearrangement groups developed in [Tar23] be used to study conjugacy in $\text{Homeo}(D_n)$?

6.5. Absence of Invariable Generation. We say that a group G is **invariably generated** if it admits a generating set S that still generates G even after one has conjugated each of the elements of S by elements of G . More precisely:

$$G = \langle s^{g_s} \mid s \in S \rangle \text{ for every choice of } \{g_s \mid s \in S\} \subseteq G.$$

It was proved in [GGJ16] that Thompson's group F is invariably generated, whereas the bigger siblings T and V are not.

A rearrangement group is **weakly cell-transitive** if, given an arbitrary cell C and an arbitrary proper union K of finitely many cells, there exists a rearrangement that maps K inside C . It was shown in [PT22, Proposition 2.3] that this property of a rearrangement group is equivalent to other transitive properties that can be found in literature, namely *CO-transitivity* and *flexibility*.

The main result of [PT22] is that, if a rearrangement group is weakly cell-transitive, then it is not invariably generated, nor is its commutator subgroup.

Proposition 6.11. *Dendrite rearrangement groups are weakly cell-transitive.*

Proof. Given a cell C of D_n and a union K of finitely many cells we need to show that G_n can map K inside C . Note that every cell must contain a branch (in fact, it contains infinitely many) and that the union of any finite amount of cells is fully included in some branch. Then it suffices to know that, given two arbitrary branches B_1 and B_2 , there exists an element g of G_n such that $g(B_1) \subseteq B_2$. But then, thanks to Corollary 5.5, we are already done. \square

This prompts the following application of the main result from [PT22], and gives an example of behaviour of G_n that makes it appear more similar to Thompson groups T and V than to F (see Subsection 6.6 below for another example of this).

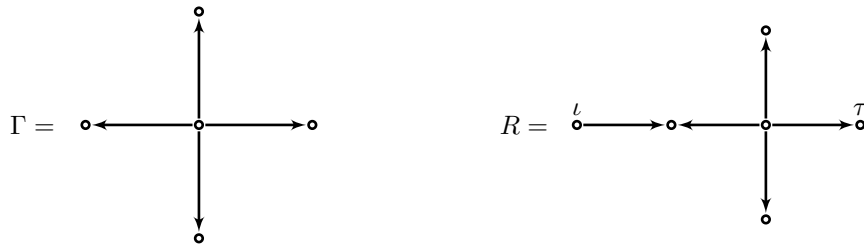
Proposition 6.12. *Dendrite rearrangement groups and their commutator subgroups are not invariably generated.*

6.6. Existence of Free Subgroups. As the result in the previous Subsection, the following is another example of a behaviour of dendrite rearrangement groups that resemble that of Thompson groups T and V rather than F .

Proposition 6.13. *Dendrite rearrangement groups contain non-abelian free groups. In particular, they are not amenable.*

Below are two easy proofs of this statement. The first makes use of tools about rearrangement groups, while the second uses tools that are about groups acting on dendrites. However, both proofs are ultimately based on the same ping-pong argument.

- (1) In the previous section we have proved that dendrite rearrangement groups are weakly cell-transitive (Proposition 6.11). By [PT22, Corollary 3.3], weakly cell-transitive rearrangement groups contain non-abelian free subgroups, so we are done.
- (2) A group action on a topological space is **minimal** if each of its orbits is dense. The main result of [Shi12] states that, if a group G acts minimally on a non-degenerate dendrite, then it contains a non-abelian free subgroup. This applies to G_n because, by [PT22, Proposition 2.3], since the action of G_n on D_n is weakly cell-transitive (Proposition 6.11) it is also minimal. (One can also prove that the action is minimal by showing that the action

FIGURE 14. The Vicsek replacement system for $n = 4$.

of a dendrite rearrangement group does not have finite orbits and applying [GM19, Theorem 5.2].)

7. OTHER DENDRITE REARRANGEMENT GROUPS

The main result of this Section is the density of the Airplane rearrangement group T_A in the orientation-preserving subgroup \mathbb{H}_∞^+ of the full homeomorphism group of the infinite-order Ważewski dendrite D_∞ (Theorem 7.3). This will be easily proved with the same strategy used in Section 4, as an application of to the results of [Tar21].

The rest of the Section is devoted to introducing multiple possible generalizations of dendrite rearrangement groups, of which T_A is one example. We will first briefly discuss the Vicsek rearrangement groups from [BF19] (Subsection 7.1), then we will introduce an orientation-preserving version of dendrite rearrangement groups (Subsection 7.2) which will prompt the aforementioned result about the Airplane rearrangement group T_A (Subsection 7.3), and finally we will exhibit replacement systems for the generalized Ważewski dendrites D_S (Subsection 7.4). With the exception of the results about T_A , this Section mostly has a conversational and less formal tone.

7.1. The Vicsek rearrangement groups. Introduced in [BF19, Example 2.1], the Vicsek replacement systems are the same of the dendrite replacement systems \mathcal{D}_n except for having an additional edge originating at the initial vertex. For example, Figure 14 depicts the Vicsek replacement system for $n = 4$.

It is clear that each Vicsek replacement system has the same Ważewski dendrite D_n as a limit space (although dendrite replacement systems \mathcal{D}_n are arguably more natural replacement systems for these limit spaces, while the Vicsek replacement system reflects some of the metric aspects of the Vicsek fractals). It seems likely that the n -th Vicsek rearrangement group is generated by a copy of the Higman-Thompson group F_3 along with the permutation group $\text{Sym}(n)$ in a similar way in which G_n is generated by F and $\text{Sym}(n)$ by Theorem 3.6. It is known that F and F_3 are non-isomorphic groups, as they have different abelianization, which was proved in [Bro87]. However, it does not seem immediately clear whether or not the n -th Vicsek rearrangement group is isomorphic to G_n , since Rubin's theorem cannot be immediately applied (as discussed in Remark 6.5) and the finite subgroups (Subsection 6.1) are likely the same.

Additionally, one may be inspired by this example to build replacement systems with even more edges between the initial vertex ι and the branch point of the

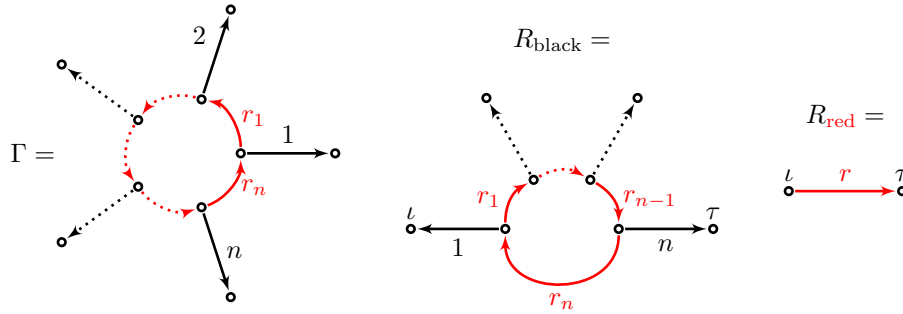


FIGURE 15. A schematic depiction of the oriented dendrite replacement system \mathcal{D}_n^+ .

replacement graph, which may result in a rearrangement group that has some Higman-Thompson group F_m acting on each EE-arc, in place of F or F_3 .

We did not investigate these questions any further.

7.2. Orientation-Preserving Dendrite Rearrangement Groups. The **oriented dendrite replacement system \mathcal{D}_n^+** , depicted in Figure 15, is the 2-colored replacement system whose base graph and black replacement graph are the same graph consisting of a directed closed path of n red edges and n vertices, along with a black edge originating from each of these n vertices, each terminating at one of n other vertices. The initial and terminal vertices ι and τ of the black replacement graph are two distinct vertices of in-degree 1 and out-degree 0. The red replacement graph is a single red edge.

\mathcal{D}_n^+ is not an expanding replacement system (Definition 1.5), since the red replacement graph only has two vertices linked by an edge. Even if this does not pose an obstacle to the definition of a rearrangement group G_n^+ based on \mathcal{D}_n^+ (it would not be defined as a group of homeomorphisms, but only as a subgroup of the topological full group of a one-sided subshift of finite type), the gluing relation (Definition 1.6) might not be (and in fact is not) an equivalence relation, so the limit space cannot be defined in the usual way (Definition 1.7). However, since the gluing relation of \mathcal{D}_n^+ is reflexive and symmetric, it suffices to take the quotient of the symbol space of \mathcal{D}_n^+ by the transitive closure of the gluing relation in order to obtain an equivalence relation and a well defined limit space.

As noted in [BF19, Remark 1.23], this limit space might not be as well-behaved as in the expanding case. In our case, if we say that an edge is **null-expanding** when the replacement graph of its color consists of a sole edge, it is easy to see that each sequence $x\bar{r}$, where xr is a null-expanding edge, ends up collapsing to a single point in the limit space, so the n red cells $C(yr_1), \dots, C(yr_n)$ (for any finite word y ending with a black edge) all degenerate to the same single point (these will correspond exactly to the branch points). It is easy then to check that the limit spaces of \mathcal{D}_n and \mathcal{D}_n^+ are the same, so the possible issues of the limit space not being well-behaved do not show up here. More precisely, there is a canonical homeomorphism between the two limit spaces given by mapping each sequence ω of \mathcal{D}_n^+ that does not feature null-expanding edges to the same sequence of \mathcal{D}_n . Every other sequences of \mathcal{D}_n^+ must be of the form $xr_i\bar{r}$, so it represents the same branch point as $x\bar{r}$ and thus are mapped to this same sequence of \mathcal{D}_n .

One can then define the rearrangement groups G_n^+ for the replacement systems \mathcal{D}_n^+ by associating to each graph pair diagram a homeomorphism in the usual way. The addition of the red edges will simply force every rearrangement to preserve the orientation of the dendrite, by which we mean that they preserve a circular ordering of the set of branches at each branch point. We leave the study of these orientation-preserving dendrite groups for future research, but we list here a few remarks about them:

- (1) The group G_3^+ is likely isomorphic to the finitely generated Thompson-like group studied in the dissertation [Smi13]. That is the group of those homeomorphisms of S^1 that preserve a lamination induced from the Julia set for the complex map $z \rightarrow z^2 + i$ (which is homeomorphic to D_3). We suspect that every G_n^+ can be built as a group of homeomorphisms of the circle by using laminations in this way.
- (2) The edges of \mathcal{D}_n^+ are not undirected, differently from those of \mathcal{D}_n (see Remark 2.1).
- (3) The permutation subgroups from Lemma 2.11 translate to subgroups of G_n^+ that are cyclic groups of order n instead of copies of the symmetric group on n elements.
- (4) The Thompson subgroups from Lemma 2.12 do not seem to immediately translate to G_n^+ , but there are probably copies of Thompson's group F inside G_n^+ that act on certain arcs of D_n .
- (5) The transitive property described in Proposition 4.1 for G_n may translate to an extension of isomorphisms between trees with a rotation system. If this happens, it might be used to prove that G_n^+ is dense in the group \mathbb{H}_n^+ of all orientation-preserving homeomorphisms of D_n (i.e., the group of those homeomorphisms that at each branch point preserve a circular order of the branches).
- (6) The parity map from Subsection 5.1.1 would be trivial in G_n^+ , so the abelianization may simply be \mathbb{Z} (which is what happens in the Airplane rearrangement group T_A , see the next Subsection for the relation between T_A and dendrites.) Note that in [Smi13] it is conjectured that the abelianization of this dendrite-Thompson group is isomorphic to $\mathbb{Z} \oplus \mathbb{Z}_2 \oplus \mathbb{Z}_3$, picturing a much more complex situation.
- (7) If one chooses a different terminal vertex τ in the black replacement graph (Figure 15), then some of these remarks do not hold anymore (for example, if n is even and τ is the terminal vertex of the $n/2$ -th edge, then the black edges are actually undirected).

Moreover, it looks like the Kaleidoscopic group $\mathcal{K}(A_3)$ studied in [Duc23] (and their generalizations $\mathcal{K}(C_n)$) include the orientation-preserving dendrite rearrangement group G_3^+ (and G_n^+ , respectively) as subgroups. Indeed, the groups $\mathcal{K}(C_n)$ seem to consist of homeomorphisms of D_n that preserve an orientation at each branch point. It may then be possible that G_n^+ is dense in $\mathcal{K}(C_n)$, but we did not investigate this here.

7.3. Infinite Order and the Airplane Rearrangement Group. The author could not find a natural generalization of the dendrite replacement systems \mathcal{D}_n that produces the infinite-order Ważewski Dendrite D_∞ (where each branch point has countably infinite order; see [Duc20] for an in-depth study of the topological

properties of the group $\text{Homeo}(D_\infty)$). Instead, if one tries to generalize the ideas described in the previous Subsection for the construction of \mathcal{D}_n^+ to the infinite-order case, the resulting replacement system is expanding and has a limit space that is not a dendrite, and its rearrangement group has already been considered in literature: it is the Airplane replacement system, depicted in Figure 2, and the rearrangement group T_A was studied in [Tar21].

Differently from \mathcal{D}_n^+ , the Airplane replacement system is expanding, and in particular red cells (cells were defined at Page 7) do not collapse to branch points, but instead they end up forming infinitely many circles in the limit space, meaning that the limit space is certainly not a dendrite. However, if one takes the quotient of the Airplane limit space by the equivalence relation that relates two points whenever they belong to the same circle of the Airplane (i.e., if they are represented by sequences $x\alpha$ and $x\beta$, where x is any finite word ending with b_2 or b_3 and α and β are infinite sequences in the alphabet $\{r_1, r_2\}$), then the resulting space is the infinite-order Ważewski Dendrite D_∞ . From this perspective, one can think of the Airplane rearrangement group T_A as if it were some sort of a orientation-preserving dendrite rearrangement group G_∞^+ , because the elements of T_A act by self-permutations on the set of these circles, so a faithful action of T_A on D_∞ is naturally defined. We will be considering this action in the remainder of this section, but it is important to keep in mind that this is not the canonical action of a rearrangement group on its limit space.

Under this identification, the branch points of D_∞ correspond precisely to the circles of the Airplane, and each branch at a fixed branch point corresponds to a dyadic point on the circle (see [Tar21] for more details). The main distinction between a dendrite rearrangement group G_n and T_A thus consists in the fact that the group of permutations of branches around a branch point is Thompson's group T instead of the finite permutation group $\text{Sym}(n)$.

Thanks to the transitive properties of T_A proved in [Tar21], it is not hard to show that an analog of Proposition 4.1 holds for T_A , as sketched below. The construction of the trees $T(\mathcal{F})$ described at Page 19 clearly works even if countably many branches are attached to each branch point. We equip each tree $T(\mathcal{F})$ with the rotation system naturally prompted by the circular ordering of branches of D_∞ induced by the circular ordering of the dyadic points on each circle of the Airplane. (Rotation systems were previously defined at Page 13.)

Proposition 7.1. *Given two finite subsets \mathcal{F}_1 and \mathcal{F}_2 of Br , any graph isomorphism between $T(\mathcal{F}_1)$ and $T(\mathcal{F}_2)$ that is compatible with their rotation systems can be extended to an element of T_A .*

Sketch of proof. By induction on the number m of vertices of $T(\mathcal{F}_1)$ and $T(\mathcal{F}_2)$, the base case is single transitivity, which descends from [Tar21, Lemma 5.1]. The inductive step is proved as in Proposition 4.1: for $m+1$, exclude a leaf of $T(\mathcal{F}_1)$ and use the induction hypothesis to map the other m vertices where they need to be mapped, then use the fact that Thompson's group T acts 2-transitively on the set of dyadic points of S^1 to find an element that fixes the aforementioned m vertices and moves the previously excluded leaf to wherever it needs to be moved. \square

Consider the group \mathbb{H}_∞^+ of all orientation-preserving homeomorphisms of D_∞ , by which we mean the group of those homeomorphisms of D_∞ that preserve a circular order of branches at each branch point. If we equip \mathbb{H}_∞^+ with the subspace topology

inherited from \mathbb{H}_∞ then, as was done in Subsection 4.2 for the density of G_n in \mathbb{H}_n , we can prove that T_A is dense in \mathbb{H}_∞^+ by showing that every orientation-preserving homeomorphism can be “approximated” by elements of T_A , i.e.:

Claim 7.2. *Let $\phi \in \mathbb{H}_\infty^+$. For every $k \geq 1$ and for each $p_1, \dots, p_k \in \text{Br}$ there exists a rearrangement $g_k \in T_A$ such that $g_k(p_i) = \phi(p_i)$ for all $i = 1, \dots, k$.*

Using the previous Proposition 7.1, the proof of this Claim is precisely the same as that of Claim 4.5, so we have:

Theorem 7.3. *The Airplane rearrangement group T_A is dense in the group \mathbb{H}_∞^+ of all orientation-preserving homeomorphisms of D_∞ .*

Remark 7.4. As a final note about the infinite-order Ważewski dendrite, we mention that it might be possible to build a (non orientation-preserving) rearrangement group for D_∞ by either allowing the base and replacement graphs of a replacement system to be infinite, or maybe by building a direct limit from the inclusions $G_n \leq G_{n+1}$ (Proposition 6.6). If one allows any graph isomorphism, the group built with the first method is not countable, as it contains a copy of $\text{Sym}(\infty)$; the second method instead seems to construct a “finitary” countable subgroup of the previous one that embeds into Thompson’s group V . We leave the exploration of these generalizations for future research.

7.4. Ważewski Dendrite with Multiple Orders. The final possible generalization that we mention is about the so-called **generalized Ważewski dendrites**: for each finite subset $S \subset \mathbb{N}_{\geq 3}$, there exists a unique dendrite D_S whose points have orders that belongs to $S \cup \{1, 2\}$ and such that every arc of D_S contains points of every order in S . Section 6 of [DM18] (the entirety of which has been an important reference throughout this work) is about the full homeomorphism groups of generalized Ważewski dendrites.

Given a finite $S \subset \mathbb{N}_{\geq 3}$, we can build a (polychromatic) replacement system in the following way. First, fix an ordering s_1, \dots, s_k of the elements of S .

- The set of colors is $\{1, \dots, k\}$.
- The i -th replacement graph is a tree consisting of a vertex of degree s_i that is the origin of s_i edges colored by s_{i+1} terminating at s_i distinct leaves; the initial and terminal vertices ι and τ are two distinct leaves.
- The base graph is the same as the first replacement graph (in truth, any replacement graph would work).

Figure 16 depicts an example of such a replacement system, where $S = \{3, 4, 6\}$ and the chosen ordering is $4 \rightarrow 3 \rightarrow 6$.

The fact that the limit space is D_S can be proved immediately as done at Page 9 for \mathcal{D}_n , so in particular the chosen ordering on S does not change the limit space by [CD94, Theorem 6.2]. It is not clear, however, whether the rearrangement group is affected by this choice. Then in order to keep track of this order, we denote by G_{s_1, \dots, s_k} the corresponding rearrangement group.

It is plausible that G_{s_1, \dots, s_k} is generated by a copy for each of the finite groups $\text{Sym}(s_i)$ along with the subgroup of Thompson’s group F that preserves the coloration of the edges. If this subgroup is transitive enough, then G_{s_1, \dots, s_k} is likely to be dense in $\text{Homeo}(D_S)$. The study of these groups is left for future research.

Finally, one could “mix” the various generalizations proposed throughout this Section. For example, there may be orientation-preserving rearrangement groups

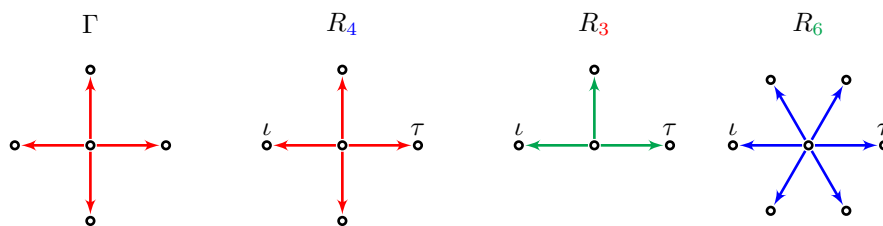


FIGURE 16. A replacement system for the generalized Ważewski dendrite $D_{\{3,4,6\}}$ with the ordering $4 \rightarrow 3 \rightarrow 6$ on S .

of generalized Ważewski dendrites where the Thompson's group acting on each EE-arc is a color-preserving subgroup of some Higman-Thompson group F_m . This too is left for future research.

REFERENCES

- [AN21] E. H. E. Abdalaoui and I. Naghmouchi. "Group action with finite orbits on local dendrites". In: *Dyn. Syst.* 36.4 (2021), pp. 714–730. ISSN: 1468-9367,1468-9375. DOI: 10.1080/14689367.2021.1994925.
- [Bel04] J. Belk. "Thompson's Group F". PhD thesis. Cornell University, 2004. URL: <https://arxiv.org/abs/0708.3609>.
- [BEM23] James Belk, Luke Elliott, and Francesco Matucci. "A short proof of Rubin's theorem". *ArXiv preprint*, to appear in *Israel Journal of Mathematics*. 2023. DOI: 10.48550/arXiv.2203.05930.
- [BF15] J. Belk and B. Forrest. "A Thompson group for the basilica". In: *Groups Geom. Dyn.* 9.4 (2015), pp. 975–1000. ISSN: 1661-7207. DOI: 10.4171/GGD/333.
- [BF19] J. Belk and B. Forrest. "Rearrangement groups of fractals". In: *Trans. Amer. Math. Soc.* 372.7 (2019), pp. 4509–4552. ISSN: 0002-9947. DOI: 10.1090/tran/7386.
- [BF23] J. Belk and B. Forrest. "Quasisymmetries of Finitely Ramified Julia Sets". *Upcoming work*. 2023.
- [BM14] J. Belk and F. Matucci. "Conjugacy and dynamics in Thompson's groups". In: *Geom. Dedicata* 169 (2014), pp. 239–261. ISSN: 0046-5755. DOI: 10.1007/s10711-013-9853-2.
- [BM20] Mario Bonk and Daniel Meyer. "Quasiconformal and geodesic trees". In: *Fund. Math.* 250.3 (2020), pp. 253–299. ISSN: 0016-2736,1730-6329. DOI: 10.4064/fm749-7-2019.
- [BMN16] C. Bleak, F. Matucci, and M. Neunhöffer. "Embeddings into Thompson's group V and $co\mathcal{CF}$ groups". In: *J. Lond. Math. Soc. (2)* 94.2 (2016), pp. 583–597. ISSN: 0024-6107. DOI: 10.1112/jlms/jdw044.
- [Bri04] M. G. Brin. "Higher dimensional Thompson groups". In: *Geom. Dedicata* 108 (2004), pp. 163–192. ISSN: 0046-5755. DOI: 10.1007/s10711-004-8122-9.
- [Bro87] K. S. Brown. "Finiteness properties of groups". In: *J. Pure Appl. Algebra* 44.1-3 (1987), pp. 45–75. ISSN: 0022-4049. DOI: 10.1016/0022-4049(87)90015-6.

- [BS16] Robert Bieri and Ralph Strebel. “On groups of PL-homeomorphisms of the real line”. Vol. 215. Mathematical Surveys and Monographs. American Mathematical Society, Providence, RI, 2016, pp. xvii+174. ISBN: 978-1-4704-2901-0. DOI: 10.1090/surv/215.
- [BZ22] James Belk and Matthew C. B. Zaremsky. “Twisted Brin-Thompson groups”. In: *Geom. Topol.* 26.3 (2022), pp. 1189–1223. ISSN: 1465-3060,1364-0380. DOI: 10.2140/gt.2022.26.1189.
- [Cam90] Peter J. Cameron. “Oligomorphic permutation groups”. Vol. 152. London Mathematical Society Lecture Note Series. Cambridge University Press, Cambridge, 1990, pp. viii+160. ISBN: 0-521-38836-8. DOI: 10.1017/CB09780511549809.
- [CD11] Pierre-Emmanuel Caprace and Tom De Medts. “Simple locally compact groups acting on trees and their germs of automorphisms”. In: *Transform. Groups* 16.2 (2011), pp. 375–411. ISSN: 1083-4362,1531-586X. DOI: 10.1007/s00031-011-9131-z.
- [CD94] Włodzimierz J. Charatonik and Anne Dilks. “On self-homeomorphic spaces”. In: *Topology Appl.* 55.3 (1994), pp. 215–238. ISSN: 0166-8641,1879-3207. DOI: 10.1016/0166-8641(94)90038-8.
- [CDH10] Indira Chatterji, Cornelia Druțu, and Frédéric Haglund. “Kazhdan and Haagerup properties from the median viewpoint”. In: *Adv. Math.* 225.2 (2010), pp. 882–921. ISSN: 0001-8708,1090-2082. DOI: 10.1016/j.aim.2010.03.012.
- [CFP96] J. W. Cannon, W. J. Floyd, and W. R. Parry. “Introductory notes on Richard Thompson’s groups”. In: *Enseign. Math. (2)* 42.3-4 (1996), pp. 215–256. ISSN: 0013-8584.
- [Cha95] Janusz J. Charatonik. “Homeomorphisms of universal dendrites”. In: *Rend. Circ. Mat. Palermo (2)* 44.3 (1995), pp. 457–468. ISSN: 0009-725X. DOI: 10.1007/BF02844680.
- [DM18] Bruno Duchesne and Nicolas Monod. “Group actions on dendrites and curves”. In: *Ann. Inst. Fourier (Grenoble)* 68.5 (2018), pp. 2277–2309. ISSN: 0373-0956,1777-5310. URL: http://aif.cedram.org/item?id=AIF_2018__68_5_2277_0.
- [DM19] Bruno Duchesne and Nicolas Monod. “Structural properties of dendrite groups”. In: *Trans. Amer. Math. Soc.* 371.3 (2019), pp. 1925–1949. ISSN: 0002-9947,1088-6850. DOI: 10.1090/tran/7347.
- [DMW19] Bruno Duchesne, Nicolas Monod, and Phillip Wesolek. “Kaleidoscopic groups: permutation groups constructed from dendrite homeomorphisms”. In: *Fund. Math.* 247.3 (2019), pp. 229–274. ISSN: 0016-2736,1730-6329. DOI: 10.4064/fm702-4-2019.
- [Duc20] Bruno Duchesne. “Topological properties of Ważewski dendrite groups”. In: *J. Éc. polytech. Math.* 7 (2020), pp. 431–477. ISSN: 2429-7100,2270-518X. DOI: 10.5802/jep.121.
- [Duc23] Bruno Duchesne. “A closed subgroup of the homeomorphism group of the circle with property (T)”. In: *Int. Math. Res. Not. IMRN* 12 (2023), pp. 10615–10640. ISSN: 1073-7928,1687-0247. DOI: 10.1093/imrn/rnac136.
- [Eps70] D. B. A. Epstein. “The simplicity of certain groups of homeomorphisms”. In: *Compositio Math.* 22 (1970), pp. 165–173.

- [GGJ16] T. Gelander, G. Golan, and K. Juschenko. “Invariable generation of Thompson groups”. In: *Journal of Algebra* 478 (2016), pp. 261–270. DOI: <https://doi.org/10.1016/j.jalgebra.2017.01.019>.
- [GL21] G. Goffer and W. Lederle. “Conjugacy and dynamics in almost automorphism groups of trees”. In: *Internat. J. Algebra Comput.* 31.8 (2021), pp. 1497–1545. ISSN: 0218-1967. DOI: 10.1142/S0218196721500557.
- [GM19] Eli Glasner and Michael Megrelishvili. “Group actions on treelike compact spaces”. In: *Sci. China Math.* 62.12 (2019), pp. 2447–2462. ISSN: 1674-7283,1869-1862. DOI: 10.1007/s11425-018-9488-9.
- [GR21] Alejandra Garrido and Colin D. Reid. “Discrete locally finite full groups of Cantor set homeomorphisms”. In: *Bull. Lond. Math. Soc.* 53.4 (2021), pp. 1228–1248. ISSN: 0024-6093,1469-2120. DOI: 10.1112/blms.12496.
- [GS97] V. Guba and M. Sapir. “Diagram groups”. Vol. 130. 620. 1997, pp. viii+117. DOI: 10.1090/memo/0620.
- [Hig74] G. Higman. “Finitely presented infinite simple groups”. Notes on Pure Mathematics, No. 8. Australian National University, Department of Pure Mathematics, Department of Mathematics, I.A.S., Canberra, 1974, pp. vii+82.
- [Hou78] C. H. Houghton. “The first cohomology of a group with permutation module coefficients”. In: *Arch. Math. (Basel)* 31.3 (1978), pp. 254–258. ISSN: 0003-889X. DOI: 10.1007/BF01226445.
- [Kur68] K. Kuratowski. “Topology. Vol. II”. New. Translated from the French by A. Kirkor. Academic Press, New York-London; Państwowe Wydawnictwo Naukowe [Polish Scientific Publishers], Warsaw, 1968, pp. xiv+608.
- [Leh08] J. Lehnert. “Gruppen von quasi-Automorphismen”. PhD thesis. Johann Wolfgang Goethe-Universität Frankfurt am Main, 2008. URL: <https://d-nb.info/990316440/34>.
- [LM18] Mikhail Lyubich and Sergei Merenkov. “Quasisymmetries of the basilica and the Thompson group”. In: *Geom. Funct. Anal.* 28.3 (2018), pp. 727–754. ISSN: 1016-443X,1420-8970. DOI: 10.1007/s00039-018-0452-0.
- [Mei08] John Meier. “Groups, graphs and trees”. Vol. 73. London Mathematical Society Student Texts. An introduction to the geometry of infinite groups. Cambridge University Press, Cambridge, 2008, pp. xii+231. ISBN: 978-0-521-71977-3. DOI: 10.1017/CB09781139167505.
- [Nad92] Sam B. Nadler Jr. “Continuum theory”. Vol. 158. Monographs and Textbooks in Pure and Applied Mathematics. An introduction. Marcel Dekker, Inc., New York, 1992, pp. xiv+328. ISBN: 0-8247-8659-9.
- [Nek05] Volodymyr Nekrashevych. “Self-similar groups”. Vol. 117. Mathematical Surveys and Monographs. American Mathematical Society, Providence, RI, 2005, pp. xii+231. ISBN: 0-8218-3831-8. DOI: 10.1090/surv/117.
- [Ner23] Yury A. Neretin. “On the group of homeomorphisms of the Basilica”. *ArXiv preprint*. 2023. DOI: 10.48550/arXiv.2303.11482.

- [PT22] D. Perego and M. Tarocchi. “A Class of Rearrangement Groups that are not Invariably Generated”. *ArXiv preprint*. 2022. DOI: 10.48550/ARXIV.2207.04235.
- [Rub89] Matatyahu Rubin. “On the reconstruction of topological spaces from their groups of homeomorphisms”. In: *Trans. Amer. Math. Soc.* 312.2 (1989), pp. 487–538. ISSN: 0002-9947,1088-6850. DOI: 10.2307/2001000.
- [Ser03] Ákos Seress. “Permutation group algorithms”. Vol. 152. Cambridge Tracts in Mathematics. Cambridge University Press, Cambridge, 2003, pp. x+264. ISBN: 0-521-66103-X. DOI: 10.1017/CB09780511546549.
- [Shi12] Enhui Shi. “Free subgroups of dendrite homeomorphism group”. In: *Topology Appl.* 159.10-11 (2012), pp. 2662–2668. ISSN: 0166-8641,1879-3207. DOI: 10.1016/j.topol.2012.04.001.
- [Smi13] W. Smith. “Thompson-Like Groups for Dendrite Julia Sets”. Senior project. Bard College, 2013. URL: <https://e.math.cornell.edu/people/belk/projects/WillSmith.pdf>.
- [Ste92] Melanie Stein. “Groups of piecewise linear homeomorphisms”. In: *Trans. Amer. Math. Soc.* 332.2 (1992), pp. 477–514. ISSN: 0002-9947,1088-6850. DOI: 10.2307/2154179.
- [SY17] Enhui Shi and Xiangdong Ye. “Periodic points for amenable group actions on dendrites”. In: *Proc. Amer. Math. Soc.* 145.1 (2017), pp. 177–184. ISSN: 0002-9939,1088-6826. DOI: 10.1090/proc/13206.
- [Tar21] M. Tarocchi. “Generation and Simplicity in the Airplane Rearrangement Group”. *ArXiv preprint, accepted by Groups Geom. Dyn.* 2021. DOI: 10.48550/ARXIV.2107.08744.
- [Tar23] M. Tarocchi. “Conjugacy in Rearrangement Groups of Fractals”. *ArXiv preprint*. 2023. DOI: 10.48550/arXiv.2309.16613.
- [Why42] Gordon Thomas Whyburn. “Analytic Topology”. Vol. Vol. 28. American Mathematical Society Colloquium Publications. American Mathematical Society, New York, 1942, pp. x+278.
- [WZ19] Stefan Witzel and Matthew C. B. Zaremsky. “The basilica Thompson group is not finitely presented”. In: *Groups Geom. Dyn.* 13.4 (2019), pp. 1255–1270. ISSN: 1661-7207,1661-7215. DOI: 10.4171/ggd/522.
- [Zhu08] Dongping Zhuang. “Irrational stable commutator length in finitely presented groups”. In: *J. Mod. Dyn.* 2.3 (2008), pp. 499–507. ISSN: 1930-5311,1930-532X. DOI: 10.3934/jmd.2008.2.499.

DIPARTIMENTO DI MATEMATICA E APPLICAZIONI, UNIVERSITÀ DEGLI STUDI DI MILANO-BICOCCA, ED. U5, VIA R.COZZI 55, 20125 MILANO, ITALY, EU

Email address: matteo.tarocchi.math@gmail.com