

LARGE-SCALE MONTE CARLO SIMULATIONS FOR ZEROS IN CHARACTER TABLES OF SYMMETRIC GROUPS

ALEXANDER ROSSI MILLER AND DANNY SCHEINERMAN

ABSTRACT. This is a brief report on some recent large-scale Monte Carlo simulations for approximating the density of zeros in character tables of large symmetric groups. Previous computations suggested that a large fraction of zeros cannot be explained by classical vanishing results. Our computations eclipse previous ones and suggest that the opposite is true. In fact, we find empirically that almost all of the zeros are of a single classical type.

1. INTRODUCTION

1.1. A hundred years of computing. For more than a century now, there has been much interest in computing character values of S_n . In 1900, Frobenius [3] discovered a formula that allows one to compute by hand the full character table of S_n when n is small. By 1934, Littlewood and Richardson [7] had worked out the tables up to $n = 9$. A year later, Littlewood [6] finished the table for $n = 10$ and Zia-ud-Din [15] had the table for $n = 11$. Two years after that, Zia-ud-Din [16] worked out $n = 12$ and $n = 13$. Then in the late 1930's and early 1940's a new recursive method for computing character values of S_n came into play. It was introduced by Murnaghan and Nakayama [11, 12], and it went on to become the preferred method for character calculations, starting with Kondô's computation [5] of the character table for $n = 14$ in 1940. Already for $n = 14$, the character table has over 18000 entries. About a decade later, in 1954, electronic computers entered the picture when, under the auspices of the Atomic Energy Commission at Los Alamos National Lab, Bivins–Metropolis–Stein–Wells [1] used the now-famous MANIAC I to compute the tables up to $n = 16$ (over 53000 entries). The MANIAC (short for Mathematical Analyzer Numerical Integrator and Automatic Computer) was the most important and powerful computer of its day. Around 5 years later, Stig Comét [2] used Sweden's first electronic computer, named BESK (the Binary Electronic Sequence Calculator), to compute many entries, but not all of them, in the character tables up to $n = 37$. Comét went on to head the Swedish Board for Computing Machinery, the team that developed BESK. Nowadays, modern computer algebra software such as Magma and GAP can compute the complete tables up to around $n = 37$ or $n = 38$ ($\approx 6.7 \times 10^8$ entries) on a typical good home computer, with the limitations being time and memory. But why keep computing?

2020 *Mathematics Subject Classification.* 20C30.

Key words and phrases. Monte Carlo, zeros, characters, symmetric groups.

1.2. Statistical properties hiding in plain sight. About ten years ago, the first author [9] started investigating statistical properties of character tables and discovered some remarkable results. Miller [9] considered random character values $\chi(g)$ of a finite group G and asked,

What is the chance that $\chi(g) = 0$?

Here there are two natural ways of choosing a character value at random. The first way is to choose the character χ uniformly at random from the set of irreducible characters $\text{Irr}(G)$, choose the group element g uniformly at random from the group G , and then evaluate $\chi(g)$. The main result of [9] is then that for $G = S_n$, $\chi(g) = 0$ with probability $\rightarrow 1$ as $n \rightarrow \infty$. That is,

$$\frac{|\{(\chi, g) \in \text{Irr}(S_n) \times S_n : \chi(g) = 0\}|}{|\text{Irr}(S_n) \times S_n|} \rightarrow 1 \text{ as } n \rightarrow \infty.$$

The second way to choose a character value $\chi(g)$ is to simply choose an entry uniformly at random from the character table of G . That is, choose χ uniformly at random from $\text{Irr}(G)$, choose a class g^G uniformly at random from the set of all conjugacy classes $\text{Cl}(G)$, and then evaluate $\chi(g)$. Now the chance that $\chi(g)$ equals 0 is the fraction of the character table covered by zeros, i.e. the fraction

$$(1) \quad z(G) = \frac{|\{(\chi, g^G) \in \text{Irr}(G) \times \text{Cl}(G) : \chi(g) = 0\}|}{|\text{Irr}(G) \times \text{Cl}(G)|}.$$

The numerator of $z(S_n)$ counts the total number of zeros in the character table of S_n , a number which was first computed for various values of n by John McKay and communicated to N. J. A. Sloane around 1991. The sequence was extended in 2012 to $n = 35$ by Eric M. Schmidt. Miller provided the numbers up to $n = 38$ in [10]. Dividing these numbers by the appropriate denominator in (1), we obtain the plot for $z(S_n)$ with $1 \leq n \leq 38$ shown in Figure 1.

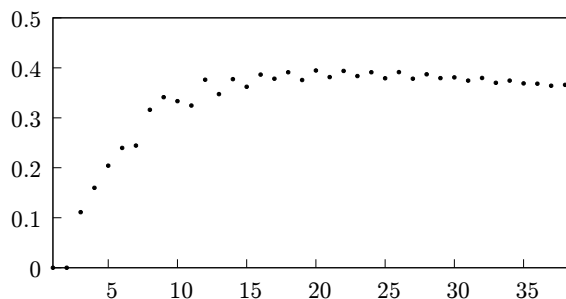


FIGURE 1. $z(S_n)$ for $1 \leq n \leq 38$.

From the available data up to $n = 38$, the limiting behavior of $z(S_n)$ is anyone's guess. Does it tend to 0? Can it be bounded away from 0? Does the limit even exist? One can guess, but the fact of the matter is that we simply do not have enough data.

1.3. New computations and conjectures. The goal of the present paper is to shed some light on this problem by carrying out large-scale Monte Carlo simulations. Our findings provide valuable new insights about the bulk of zeros in very large character tables of symmetric groups.

Our Monte Carlo simulations could not be done with available packages such as GAP and Magma. To demonstrate, we generated 1000 pairs (χ, g^G) uniformly at random from $\text{Irr}(G) \times \text{Cl}(G)$ for $G = S_{47}$, stored them in a file, and then proceeded to evaluate $\chi(g)$ using Magma and GAP on a 3GHz machine. Magma took 17863 seconds (≈ 5 hours) and GAP took 171173 seconds (≈ 48 hours). On average, the run-times get exponentially worse as n increases. But a more serious problem is that soon after $n = 47$, both Magma and GAP either abort with exorbitant memory requests (Magma aborted one trial for $n = 48$ with a reported failed memory request of 17592186042368.1MB) or, after only a handful of trials, the algebra software gets stuck on a single computation with no end in sight.

Not only were we aiming to go beyond $n = 47$, but we were also aiming for many more than a thousand samples for each n . To solve this problem, we wrote a small suite in the Julia language and made use of various performance-enhancing techniques. We briefly comment on these techniques at the end of the paper. Our program took around 0.314 seconds to evaluate the same 1000 different values $\chi(g)$ for S_{47} that took GAP and Magma several hours, all else being equal. So it was a little more than 540000 times faster than GAP and more than 56000 times faster than Magma for this random batch of entries in the character table of S_{47} . This put our target computations within reach of just a few days on a modern multi-core chip with ample random-access memory.

With our program we were able to go well beyond $n = 47$ and draw many more than a thousand samples for each n . These new computations are far out of reach of modern computer algebra packages, and the resulting data provides key new insights about the zeros in large character tables of symmetric groups.

2. NEW DATA AND CONJECTURES

2.1. Notation and conventions. By a partition λ of a positive integer n , we mean a sequence $\lambda = (\lambda_1, \lambda_2, \dots, \lambda_{\ell(\lambda)})$ with parts λ_k that are positive integers satisfying $\lambda_1 \geq \lambda_2 \geq \dots \geq \lambda_{\ell(\lambda)}$ and $\sum_k \lambda_k = n$. To each pair of positive integers (i, j) satisfying $1 \leq i \leq \ell(\lambda)$ and $1 \leq j \leq \lambda_i$, there is the hook length

$$h_\lambda(i, j) = \lambda_i - j + |\{s \in \{i, i+1, \dots, \ell(\lambda)\} : \lambda_s \geq j\}|.$$

The hook lengths $h_\lambda(i, j)$, for all admissible pairs (i, j) , constitute the hook lengths of λ . If none of the hook lengths of λ are divisible by a given positive integer t , then λ is called a t -core partition.

For a partition λ of a positive integer n , we write χ_λ for the irreducible character of S_n associated with λ in the usual way. By $\chi_\lambda(\mu)$, we mean the value $\chi_\lambda(g)$ for any permutation $g \in S_n$ whose cycle type is μ in the sense that the periods of the various cycles for g make up the parts of μ . The character table of S_n is then the table $[\chi_\lambda(\mu)]_{\lambda, \mu}$ with λ and μ running over all partitions of n . We denote by P_n the set of all partitions of n , and we denote by p_n the number of partitions of n , so there are $p_n^2 = |\text{Irr}(S_n) \times \text{Cl}(S_n)|$ entries in the character table, and the density of

zeros in the table is

$$z(S_n) = \frac{|\{(\lambda, \mu) \in P_n^2 : \chi_\lambda(\mu) = 0\}|}{p_n^2}.$$

2.1.1. *Types of zeros.* Let

$$\mathcal{Z}(S_n) = \{(\lambda, \mu) \in P_n^2 : \chi_\lambda(\mu) = 0\}.$$

For the purposes of this paper, it will be convenient to simply refer to a pair $(\lambda, \mu) \in \mathcal{Z}(S_n)$ as a zero, instead of “the location of a zero in the character table”. It can be difficult to determine if a given pair (λ, μ) belongs to $\mathcal{Z}(S_n)$, but there are two well-known special cases that are easier to handle (see e.g. [4, 9, 10, 13, 8, 14]).

- (I) If λ is a μ_1 -core, then $(\lambda, \mu) \in \mathcal{Z}(S_n)$ and we call (λ, μ) a zero of *type I*.
- (II) If λ is a μ_k -core for some part μ_k of μ , then $(\lambda, \mu) \in \mathcal{Z}(S_n)$ and we call (λ, μ) a zero of *type II*.

We let $\mathcal{Z}_I(S_n)$ (resp. $\mathcal{Z}_{II}(S_n)$) denote the set of all type I (resp. type II) zeros in P_n^2 , so

$$\mathcal{Z}_I(S_n) \subseteq \mathcal{Z}_{II}(S_n) \subseteq \mathcal{Z}(S_n).$$

Let $z_I(S_n)$ (resp. $z_{II}(S_n)$) denote the fraction of pairs $(\lambda, \mu) \in P_n^2$ that belong to $\mathcal{Z}_I(S_n)$ (resp. $\mathcal{Z}_{II}(S_n)$), so

$$z_I(S_n) = \frac{|\mathcal{Z}_I(S_n)|}{p_n^2}, \quad z_{II}(S_n) = \frac{|\mathcal{Z}_{II}(S_n)|}{p_n^2}, \quad z(S_n) = \frac{|\mathcal{Z}(S_n)|}{p_n^2},$$

and

$$z_I(S_n) \leq z_{II}(S_n) \leq z(S_n).$$

Using the exact values available up to $n = 38$, we have the plot shown in Figure 2 for both $z_I(S_n)$ and $z(S_n)$. The ratios $z_I(S_n)/z(S_n)$ are given in Table 1.

This comparison of $z_I(S_n)$ and $z(S_n)$ up to $n = 38$ seems to suggest that many of the zeros in the character table, roughly half of them, are not of the first type, and therefore must be explained by some new, more complicated vanishing result.

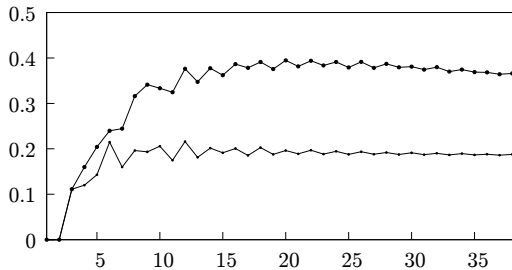


FIGURE 2. $z(S_n)$ and the lower bound $z_I(S_n)$ for $1 \leq n \leq 38$.

n	$\frac{z_I(S_n)}{z(S_n)}$	n	$\frac{z_I(S_n)}{z(S_n)}$	n	$\frac{z_I(S_n)}{z(S_n)}$
3	1.000	15	0.529	27	0.497
4	0.750	16	0.519	28	0.496
5	0.700	17	0.491	29	0.494
6	0.897	18	0.518	30	0.502
7	0.655	19	0.500	31	0.500
8	0.621	20	0.497	32	0.500
9	0.567	21	0.495	33	0.504
10	0.617	22	0.500	34	0.506
11	0.538	23	0.491	35	0.506
12	0.574	24	0.497	36	0.511
13	0.522	25	0.495	37	0.511
14	0.534	26	0.495	38	0.513

TABLE 1. The fraction $z_I(S_n)/z(S_n)$ for $3 \leq n \leq 38$, rounded to the number of decimal places shown.

2.2. Monte Carlo simulations and conjectures.

2.2.1. *One million samples for each n up to 150.* For our first Monte Carlo experiment, we drew 10^6 pairs (λ, μ) uniformly at random from P_n^2 for each n up to 150. Figure 3 shows the plot for the fraction of these samples (λ, μ) such that $\chi_\lambda(\mu) = 0$. This offers the first convincing empirical evidence that $\lim_{n \rightarrow \infty} z(S_n)$ indeed exists.

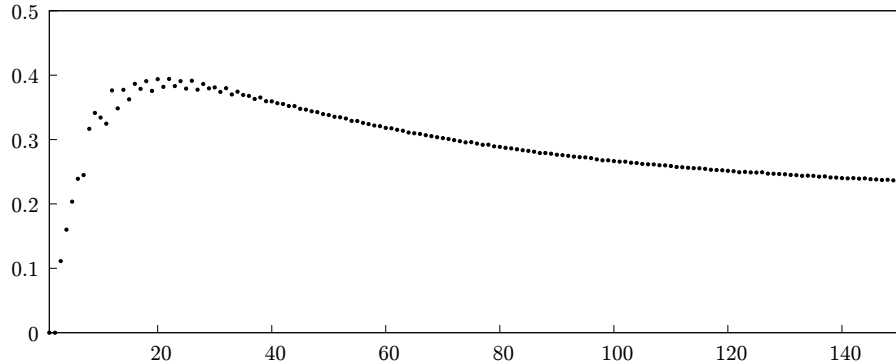


FIGURE 3. Approximation of $z(S_n)$ for $1 \leq n \leq 150$ based on 10^6 simulations for each n .

2.2.2. *Comparing $z_I(S_n)$, $z_{II}(S_n)$, and $z(S_n)$.* Perhaps the most important outcome of our Monte Carlo simulations is that, in contrast to the old picture up to $n = 38$, for large n we find that almost all zeros are at least of the second type.

Figure 4 shows, for $1 \leq n \leq 150$, the following three fractions of 10^6 samples $(\lambda, \mu) \in P_n^2$, in decreasing order: the fraction of samples with $(\lambda, \mu) \in \mathcal{Z}(S_n)$, the fraction with $(\lambda, \mu) \in \mathcal{Z}_{II}(S_n)$, and the fraction with $(\lambda, \mu) \in \mathcal{Z}_I(S_n)$.

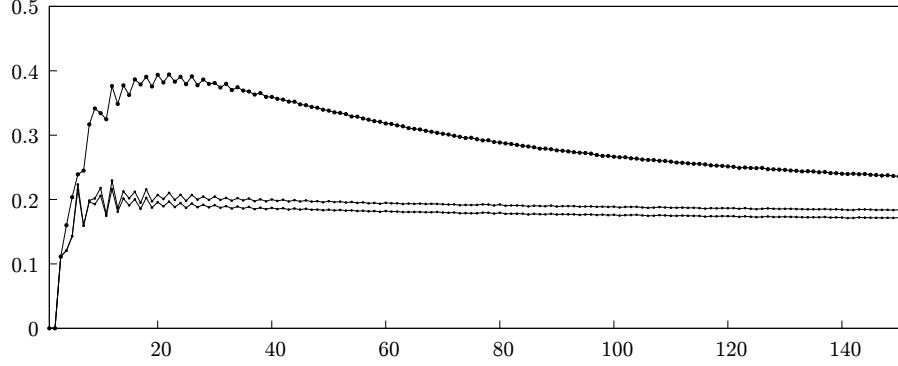


FIGURE 4. Approximations of $z_I(S_n)$, $z_{II}(S_n)$, $z(S_n)$ for $1 \leq n \leq 150$ based on 10^6 random samples $(\lambda, \mu) \in P_n^2$ for each n .

Table 2 records the approximations of $z_I(S_n)$, $z_{II}(S_n)$, $z(S_n)$ for $n = 10, 20, \dots, 150$. Here and in subsequent tables, our approximations for $z_I(S_n)$, $z_{II}(S_n)$, $z(S_n)$ are rounded to the number of decimal places shown.

n	$z_I(S_n)$	$z_{II}(S_n)$	$z(S_n)$	n	$z_I(S_n)$	$z_{II}(S_n)$	$z(S_n)$
5	0.143	0.143	0.204	80	0.179	0.192	0.289
10	0.206	0.218	0.334	85	0.177	0.189	0.282
15	0.191	0.202	0.362	90	0.177	0.189	0.276
20	0.196	0.207	0.394	95	0.177	0.189	0.272
25	0.187	0.198	0.379	100	0.176	0.189	0.267
30	0.191	0.205	0.381	105	0.175	0.188	0.262
35	0.186	0.199	0.369	110	0.175	0.187	0.259
40	0.187	0.200	0.359	115	0.174	0.187	0.255
45	0.184	0.197	0.348	120	0.174	0.186	0.252
50	0.184	0.197	0.338	125	0.173	0.185	0.249
55	0.182	0.195	0.329	130	0.173	0.186	0.246
60	0.182	0.195	0.318	135	0.173	0.185	0.244
65	0.181	0.193	0.310	140	0.172	0.184	0.240
70	0.180	0.193	0.302	145	0.172	0.184	0.238
75	0.179	0.191	0.296	150	0.172	0.184	0.236

TABLE 2. Approximations of $z_I(S_n)$, $z_{II}(S_n)$, $z(S_n)$ based on 10^6 samples $(\lambda, \mu) \in P_n^2$ for each n .

We also ran the same Monte Carlo experiment at a lower resolution for $z(S_n)$ using 10000 samples (instead of 10^6) for each n up to 200. We kept the resolution for $z_I(S_n)$ and $z_{II}(S_n)$ at 10^6 samples. The results are shown in Figure 5. (See also Table 3.)

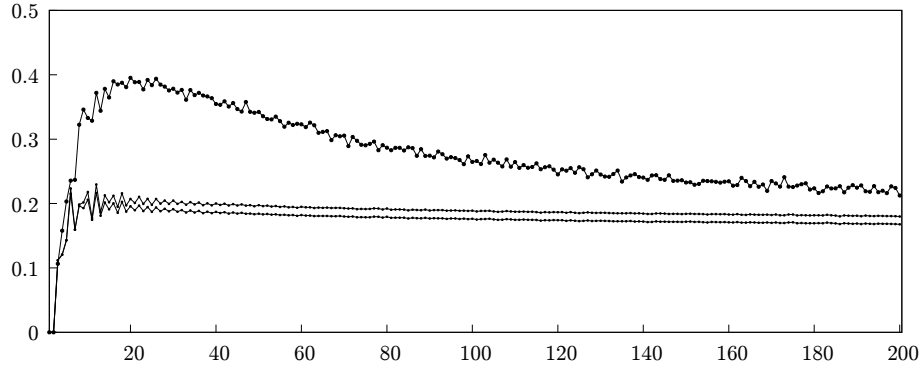


FIGURE 5. Approximations of $z_I(S_n)$, $z_{II}(S_n)$, $z(S_n)$ for $1 \leq n \leq 200$ based on 10^4 samples for $z(S_n)$ and 10^6 samples for $z_I(S_n)$, $z_{II}(S_n)$.

n	$z_I(S_n)$	$z_{II}(S_n)$	$z(S_n)$
150	0.172	0.184	0.233
155	0.171	0.183	0.235
160	0.171	0.183	0.235
165	0.171	0.183	0.227
170	0.170	0.182	0.235
175	0.171	0.183	0.226
180	0.169	0.182	0.224
185	0.169	0.181	0.224
190	0.169	0.181	0.225
195	0.169	0.181	0.218
200	0.168	0.180	0.212

TABLE 3. Approximations of $z_I(S_n)$, $z_{II}(S_n)$, $z(S_n)$ based on 10^4 samples for $z(S_n)$ and 10^6 samples for $z_I(S_n)$ and $z_{II}(S_n)$.

2.2.3. *The difference $z_{II}(S_n) - z_I(S_n)$.* To understand better the difference between $z_{II}(S_n)$ and $z_I(S_n)$, we drew 20000 samples for $n = 100, 200, 300, \dots, 50000$ and looked at the fraction of the samples that were of type II but not type I. The results are shown in Figure 6. See also Table 4. We suspect that the difference $z_{II}(S_n) - z_I(S_n)$ tends to zero and is in fact $o(z_I(S_n))$.

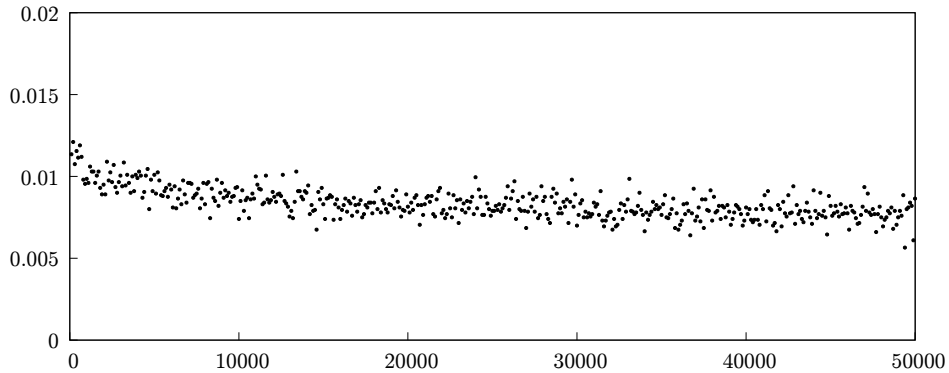


FIGURE 6. Approximation of the difference $z_{II}(S_n) - z_I(S_n)$ for $n = 100, 200, 300, \dots, 50000$ based on 20000 samples $(\lambda, \mu) \in P_n^2$ for each n .

2.2.4. *Approximating $z_I(S_n)$.* Lastly, for $n = 100, 200, 300, \dots, 50000$, we drew 20000 samples $(\lambda, \mu) \in P_n^2$ and looked at the fraction that were of type I. The results are shown in Figure 7. After circulating this paper, Peluse and Soundararajan communicated to the authors an unpublished result of theirs that

$$z_I(S_n) \sim 2/\log n,$$

and independently Ryan Eberhart used symbolic regression and the values of $z_I(S_n)$ that we had computed up to around $n = 5000$ to experimentally discover the same result up to a constant factor.

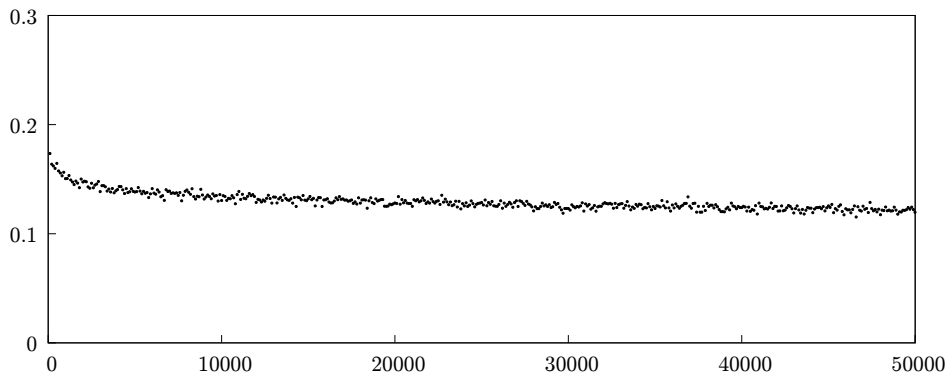


FIGURE 7. Approximation of $z_I(S_n)$ for $n = 100, 200, \dots, 50000$ based on 20000 samples $(\lambda, \mu) \in P_n$ for each n .

n	$z_I(S_n)$	$z_{II}(S_n)$	n	$z_I(S_n)$	$z_{II}(S_n)$
1000	0.150	0.160	26000	0.127	0.135
2000	0.147	0.157	27000	0.130	0.137
3000	0.139	0.149	28000	0.121	0.129
4000	0.140	0.150	29000	0.124	0.132
5000	0.138	0.148	30000	0.123	0.130
6000	0.141	0.151	31000	0.127	0.136
7000	0.139	0.149	32000	0.127	0.135
8000	0.140	0.148	33000	0.127	0.136
9000	0.132	0.141	34000	0.125	0.132
10000	0.130	0.138	35000	0.123	0.131
11000	0.139	0.149	36000	0.126	0.133
12000	0.129	0.138	37000	0.125	0.133
13000	0.134	0.141	38000	0.128	0.135
14000	0.132	0.141	39000	0.120	0.128
15000	0.132	0.140	40000	0.124	0.132
16000	0.131	0.139	41000	0.128	0.136
17000	0.132	0.140	42000	0.125	0.133
18000	0.128	0.137	43000	0.119	0.127
19000	0.130	0.138	44000	0.123	0.132
20000	0.128	0.136	45000	0.126	0.134
21000	0.125	0.133	46000	0.123	0.131
22000	0.128	0.136	47000	0.125	0.135
23000	0.129	0.136	48000	0.117	0.125
24000	0.125	0.135	49000	0.118	0.125
25000	0.129	0.136	50000	0.120	0.128

TABLE 4. Approximations of $z_I(S_n)$ and $z_{II}(S_n)$ based on 20000 random samples $(\lambda, \mu) \in P_n^2$ for each n .

2.2.5. Conjectures.

Conjecture 1. $z(S_n) = O(\frac{1}{\log n})$ as $n \rightarrow \infty$.

As remarked in §2.2.4, $z_I(S_n) \sim \frac{2}{\log n}$, so Conjecture 1 is equivalent to the statement that $z(S_n) = O(z_I(S_n))$. We suspect that in fact $z(S_n)$ is asymptotic to $z_I(S_n)$, i.e. almost every zero in the character table of S_n is of type I as $n \rightarrow \infty$.

Conjecture 2. $z(S_n) \sim z_I(S_n) \sim \frac{2}{\log n}$ as $n \rightarrow \infty$.

Conjecture 3. $z_I(S_n) \geq z_I(S_{n+1})$ for $n \geq 82$.

We have checked Conjecture 3 up to $n = 5000$. The number of type I zeros for S_{5000} is already $\approx 4 \times 10^{147}$. The exact number is $|\mathcal{Z}_I(S_{5000})| = 4016465600415425134787126353165936423937967445882102214123962020659819531452833771632491981137100313453324105600648017184182872275873569544245365379$.

3. COMMENTS ON COMPUTATIONAL INGREDIENTS

We end by briefly describing a couple of the main ingredients that made our computations possible. Although the methods and procedures are not new, they result in a tremendous speedup over existing software packages, as seen in §1.3.

Just as with GAP and Magma, our method for computing a particular character value $\chi_\lambda(\mu)$ is based on the Murnaghan–Nakayama rule, which says that

$$(2) \quad \chi_\lambda(\mu) = \sum (-1)^{\text{ht}(\rho)} \chi_{\lambda \setminus \rho}(\nu)$$

where $\nu = (\mu_2, \mu_3, \dots)$, the sum is over all so-called *rim hooks* ρ in λ of size μ_1 , and $\text{ht}(\rho)$ is one less than the number of rows occupied by ρ . See [4] for details. By repeatedly expanding summands with the same rule, this gives a recursive procedure for evaluating $\chi_\lambda(\mu)$.

The recursive procedure for evaluating $\chi_\lambda(\mu)$ was carried out using a loop and, at each stage of the process, a dictionary structure was used to store the unique shapes $\lambda \setminus \rho$ that occur as indices, along with the corresponding coefficients. During this process, when we reach terms of the shape $\chi_\xi(\omega)$ with $\omega = (1, 1, \dots, 1)$, we stop and evaluate the terms using the usual hook-length formula [4].

Our primary speedup comes from encoding λ as an unsigned integer and performing fast bit manipulations for going from a given partition λ to the various partitions $\lambda \setminus \rho$ and associated signs that occur on the right-hand side of (2). The encoding of λ as an integer is based on the usual binary encoding. Viewing λ as a Young diagram and walking along the outer boundary edges from the lower left to the upper right, we obtain a binary representation by recording a 1 for each horizontal edge and a 0 for each vertical edge. For example, the partition $(6, 5, 3, 2, 1, 1)$ is encoded by the integer $0b100101011010$, which is the usual binary shorthand for the integer $2^{11} + 2^8 + 2^6 + 2^4 + 2^3 + 2$. See Figure 8.

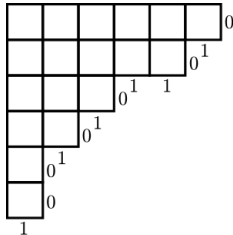


FIGURE 8

In this language of unsigned integers, the removal of a rim hook ρ in λ of size μ_1 translates into flipping two bits: a 1 and a 0 lying μ_1 steps to the right of the 1. The sign $(-1)^{\text{ht}(\rho)}$ becomes -1 raised to the number of zeros that lie strictly between the two bits being flipped. For example, if $\lambda = (6, 5, 3, 2, 1, 1)$ as before, so that we are working with λ as the unsigned integer $0b100101011010$, and if $\mu_1 = 3$, then the resulting shapes $\lambda \setminus \rho$ that show up in (2) are represented by $0b100001111010$ and $0b100101010011$, both with a sign of -1 . We perform these operations with fast bit manipulations.

Acknowledgments. It is a pleasure to thank James Barker, Reinier Bröker, and Mike Mossinghoff for their assistance with computational resources that we used to carry out our computations. We also thank Leighton P. Barnes, Tim Chow, Ryan Eberhart, Charles Tomlinson, and Jeff VanderKam for discussions at various stages of the project, and Sarah Peluse and Kannan Soundararajan for sharing with us the unpublished result of theirs in §2.2.4.

REFERENCES

- [1] R. L. Bivins, N. Metropolis, P. R. Stein, M. B. Wells, Characters of the symmetric groups of degree 15 and 16. *Math. Comp.* **8** (1954) 212–216.
- [2] S. Comét, Improved methods to calculate the characters of the symmetric group. *Math. Comp.* **14** (1960) 104–117.
- [3] G. Frobenius, Über die Charaktere der symmetrischen Gruppe. *Sitzungsberichte der Königlich Preußischen Akademie der Wissenschaften zu Berlin*, 1900, 516–534.
- [4] G. James and A. Kerber, *The Representation Theory of the Symmetric Group*. *Encyclopedia of Mathematics and its Applications*, Vol. 16, Addison–Wesley, Reading, MA, 1981.
- [5] K. Kondô, Table of characters of the symmetric group of degree 14. *Proc. Phys.-Math. Soc. Japan* **22** (1940) 585–593.
- [6] D. E. Littlewood, Group characters and the structure of groups. *Proc. London Math. Soc.* **39** (1935) 150–199.
- [7] D. E. Littlewood and A. R. Richardson, Group characters and algebra. *Philos. Trans. Roy. Soc. A* **233** (1934) 99–141.
- [8] E. McSpirt and K. Ono, Zeros in the character tables of symmetric groups with an ℓ -core index. *Canad. Math. Bull.* **66** (2023) 467–476.
- [9] A. R. Miller, The probability that a character value is zero for the symmetric group. *Math. Z.* **277** (2014) 1011–1015
- [10] A. R. Miller, On parity and characters of symmetric groups. *J. Combin. Theory Ser. A* **162** (2019) 231–240.
- [11] F. D. Murnaghan, The characters of the symmetric group. *Amer. J. Math.* **59** (1937) 739–753.
- [12] T. Nakayama, On some modular properties of the irreducible representations of a symmetric group, I. *Jap. J. Math.* **17** (1940) 165–184.
- [13] S. Peluse and K. Soundararajan, Almost all entries in the character table of the symmetric group are multiples of any given prime. *J. Reine Angew. Math.* **786** (2022) 45–53.
- [14] S. Peluse and K. Soundararajan, Divisibility of character values of the symmetric group by prime powers. [arXiv:2301.02203](https://arxiv.org/abs/2301.02203)
- [15] M. Zia-ud-Din, The characters of the symmetric group of order $11!$. *Proc. London Math. Soc.* **39** (1935) 200–204.
- [16] M. Zia-ud-Din, The characters of the symmetric group of degrees 12 and 13. *Proc. London Math. Soc.* **42** (1937) 340–355.