

Similarity of Triangles and Intercept Theorem in Elamite Mathematics

Nasser Heydari* and Kazuo Muroi†

October 12, 2023

Abstract

In this article, we study similarity of triangles in the Susa Mathematical Texts (SMT). We also suggest that the Susa scribes were aware of intercept theory because they used this theorem in solving a complicated system of equations.

1 Introduction

Applications of similarity of triangles occur in some texts of the SMT such as SMT No. 18, SMT No. 23, and SMT No. 25. We have already mentioned this technique in SMT No. 23 and SMT No. 25 whose subject is the bisection of a trapezoid by a transversal line. For a full discussion about the mathematical interpretations of these two texts, see [HM22-2].

Here, we carefully examine SMT No. 18, which solves a complicated system of equations, and give our mathematical interpretation. This text was inscribed by an Elamite scribe between 1894–1595 BC on one of 26 clay tablets excavated from Susa in southwest Iran by French archaeologists in 1933. The texts of all the tablets, along with their interpretations, were first published in 1961 (see [BR61]).

SMT No. 18¹ contains only a single problem which shows one of the characteristics of Babylonian mathematics known as indifference to dimensions². In fact, the product of an area multiplied by another area, which would be meaningless to the ancient Greeks, occurs in one of the three equations given in this text. Moreover, the scribe of this tablet has great skill, introducing new variables in order to solve a system of complex simultaneous equations.

*Email: nasser.heydari@mun.ca

†Email: edubakazuo@ac.auone-net.jp

¹ The reader can see this tablet on the website of the Louvre's collection. Please see <https://collections.louvre.fr/en/ark:/53355/c1010186428> for obverse and reverse.

² Babylonians added lengths to areas or volumes, which have different units. It seems that they were unconcerned by this practice. On the other hand, the Greeks only added lengths to lengths or areas to areas and so on.

2 Similarity of Triangles

Two figures in the plane are said to be *similar* if they can be obtained from one another by applying a combination of the following transformations: scaling, translating, rotating or reflecting. For example, all circles and regular n -gons for $n \geq 3$ are similar to each other, but this is not true for general isosceles triangles. We usually use the symbol “ \sim ” for similarity. In particular, if two figures are similar and the scaling coefficient is 1, they are called *congruent* (see [Figure 1](#)).

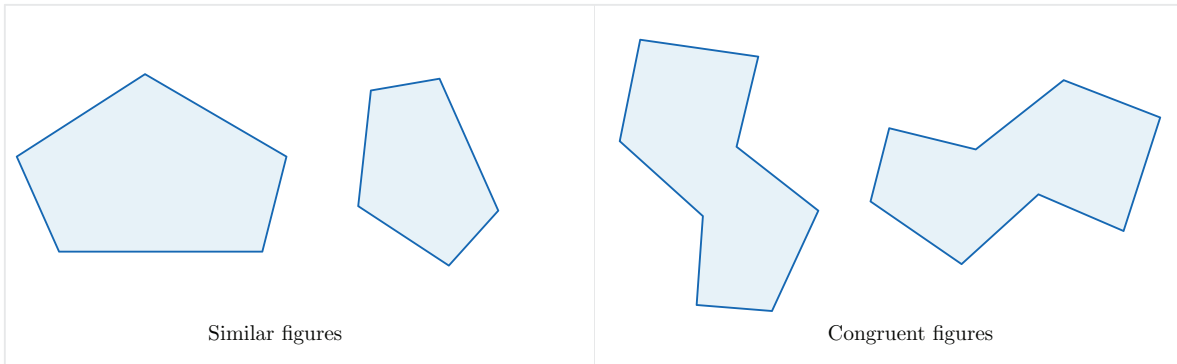


Figure 1: Similar and congruent figures

Among all polygons, the similarity of triangles has been of great interest to mathematicians, which has led to different theorems giving the conditions under which two triangles are similar. Since similarity definitions are equivalent, no definition takes priority over the others. For example, one theorem says that two triangles $\triangle ABC$ and $\triangle A'B'C'$ are similar if the length of their corresponding side are proportional. This means there exists a positive number $k > 0$ such that

$$k = \frac{\overline{AB}}{\overline{A'B'}} = \frac{\overline{AC}}{\overline{A'C'}} = \frac{\overline{BC}}{\overline{B'C'}}.$$

In such a case, the number k is usually called the *ratio of similarity* (see [Figure 2](#)).

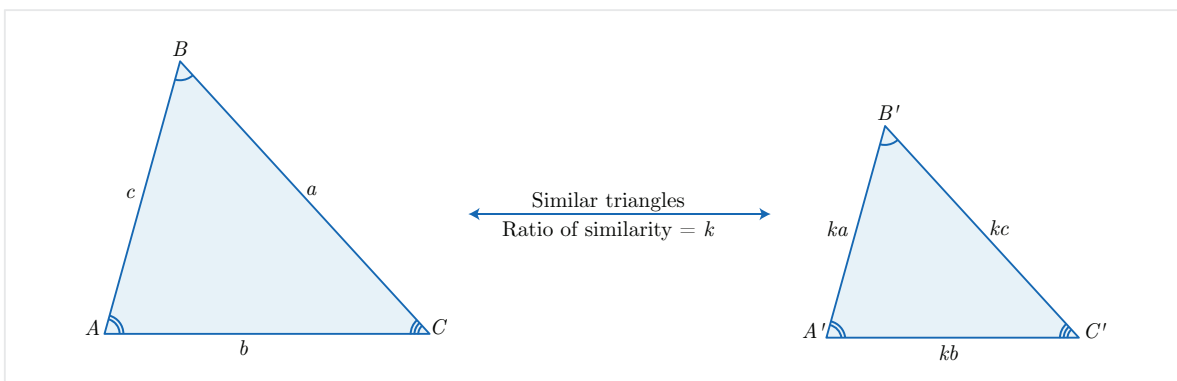


Figure 2: Similar triangles

Note that proportionality of corresponding sides in similar triangles implies that the corresponding angles are equal and vice versa (see [Figure 2](#)). So, some authors use the equality of angles to define the similarity of triangles: two triangles $\triangle ABC$ and $\triangle A'B'C'$ are similar if

$$\angle A = \angle A', \angle B = \angle B', \angle C = \angle C'.$$

Another definition for similarity of triangles says that two triangles $\triangle ABC$ and $\triangle A'B'C'$ are similar if two sides are proportional and the angles between these two sides are equal. It can be shown that the above-mentioned definitions of similarity are equivalent (see [[Sib98](#)]).

3 Intercept Theorem

Another concept, which has a close relation with the similarity of triangles, is the *intercept theorem*. This theorem is usually attributed to the Greek philosopher Thales of Miletus (circa 624–545 BC) and sometimes called the *Thales's intercept theorem*. Let us explain this elementary theorem in the following example.

Consider two straight lines L_1 and L_2 intersecting in a point O and assume that two parallel lines L'_1 and L'_2 intersect L_1 and L_2 such that they do not pass through O . There are only two cases (see [Figure 3](#)):

- (1) O is in the region bounded by L'_1 and L'_2 , or
- (2) O is not in the region bounded by L'_1 and L'_2 .

If $L_1 \cap L'_1 = \{A\}$, $L_1 \cap L'_2 = \{B\}$, $L_2 \cap L'_1 = \{C\}$, and $L_2 \cap L'_2 = \{D\}$, then the theorem says that

$$\frac{\overline{OA}}{\overline{OB}} = \frac{\overline{OC}}{\overline{OD}} = \frac{\overline{AC}}{\overline{BD}}.$$

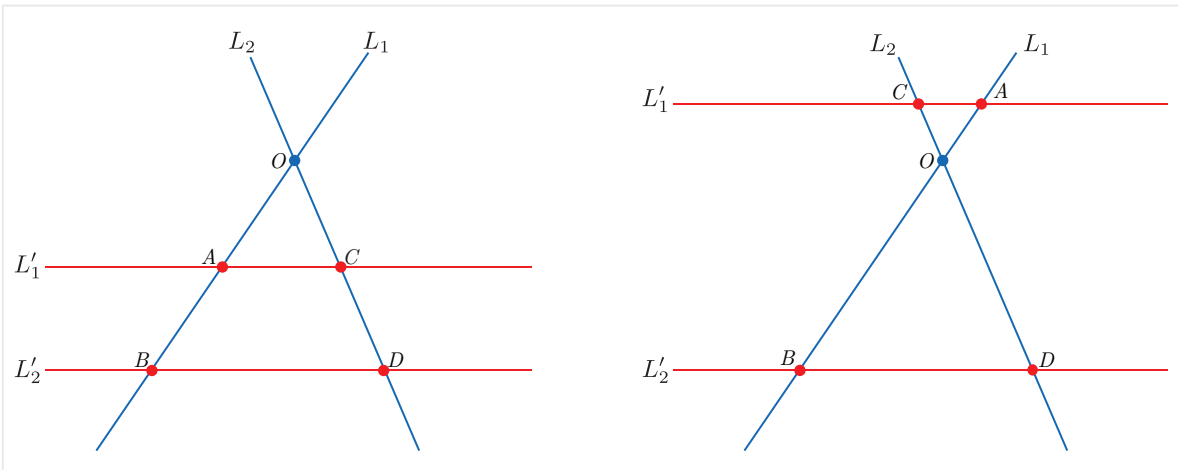


Figure 3: Intercept theorem

Note that in [Figure 3](#) the two triangles $\triangle AOC$ and $\triangle BOD$ formed by the four lines L_1, L_2, L'_1, L'_2 are similar. In fact, it can be shown that this theorem is somehow

equivalent to the similarity of triangles. In other words, by assuming one assertion, one can prove the other. The first proof of this theorem seems to be provided by Euclid in his famous book *Elements* (see [Hea56]).

4 Transversals

In elementary geometry, a *transversal line* or a *transversal* is a line intersecting two different lines in the plane in two distinct points. For example, in Figure 3 line L'_1 is a transversal with respect to intersecting lines L_1 and L_2 . For two dimensional figures such as polygons, a transversal is usually a line dividing the figure into two parts whose areas are positive. So it has to intersect at least two sides of the figure. Figure 4 shows three lines but one of which is transversal.

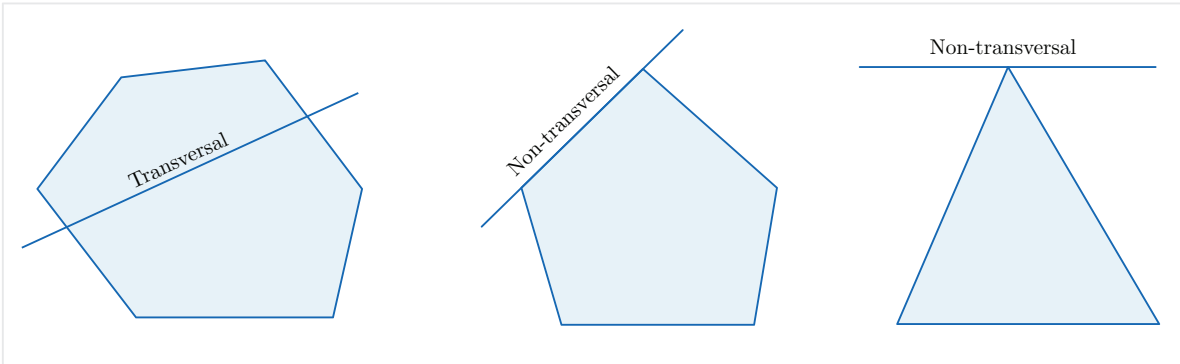


Figure 4: Transversal and non-transversal lines

Of all possible transversals for a polygon, the one parallel to a third side of the polygon is of special interest. Some authors consider these special intersecting lines as transversals of polygons. For example, a transversal of a triangle is a line intersecting its two sides and parallel to the third one (see Figure 5, left). In such cases, one can use the intercept theorem to compute the length of a part of the triangle with respect to the other parts. For a trapezoid, a transversal is usually a line parallel to the two bases which intersects the two legs (Figure 5, right).

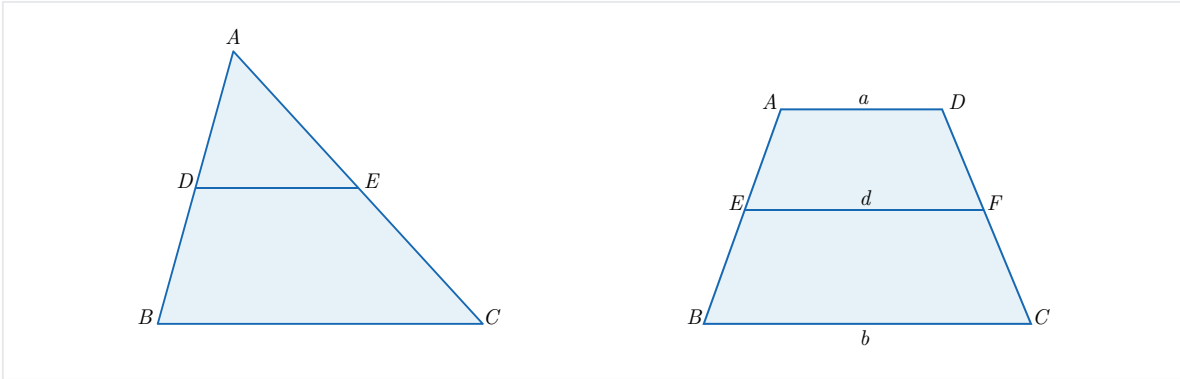


Figure 5: Transversals of polygons

5 Applications of Intercept Theorem

Although intercept theorem seems elementary, it has many practical applications. This theorem has been used for a long time by mathematicians and surveyors to measure distances that were not capable of measurement using standard methods.

For example, the theorem can be used to compute the width of rivers or the height of tall trees or structures. These two situations are depicted in [Figure 6](#). In the case of the tree, c can be chosen as the length of shadow of the tree and a and b can be the lengths of a stick and its shadow respectively. In both cases, one can easily determine the values of reachable quantities a, b, c and then use the intercept theorem to compute the unreachable value x by $x = \frac{ac}{b}$.

It has been said that Thales applied the intercept theorem in a similar manner to measure the height of the *pyramid of Cheops*³ (see [\[Hea21\]](#)).

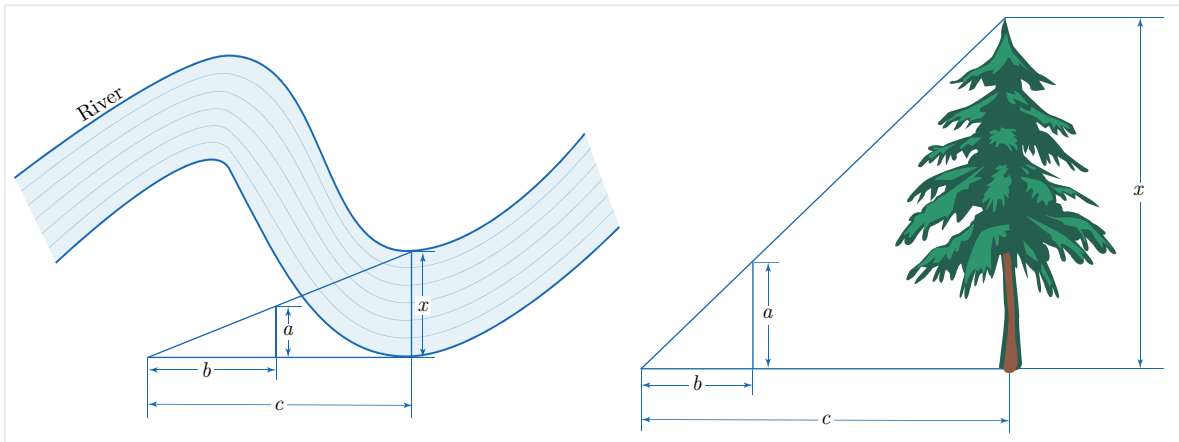


Figure 6: Applications of intercept theorem

6 Similarity in the SMT

As we said before, the similarity of triangles and transversals were used in some texts of the **SMT**. We have discussed elsewhere the transversal bisectors of trapezoids, which are the subjects of **SMT No. 23** and **SMT No. 25** (see [\[HM22-2\]](#)). The main idea of the problems in those texts was to use a transversal parallel to the bases in order to divide the trapezoid into two subtrapezoids with equal areas (see [Figure 5](#)).

The key property of the transversal of a trapezoid is that its length depends only on the length of the two bases. In fact, if a, b are the lengths of the two bases, then the length d of the transversal is obtained by

$$d = \sqrt{\frac{a^2 + b^2}{2}}. \quad (1)$$

³ The pyramid of Cheops (also known as the pyramid of Khufu or the great pyramid of Giza) is the oldest and largest of the pyramids in the Giza pyramid complex bordering present-day Giza in the Greater Cairo, Egypt.

The key point to prove formula (1) is to consider the height of the trapezoid and use the similarity of triangles (see [HM22-2], Section 3).

6.1 SMT No. 18

Transliteration

Obverse: Lines 1-12

- (L1) uš ki-ta *a-na* uš an-ta nigin-*ma* <10>
- (L2) a-šà an-ta *a-na* a-šà [ki]-ta nigin 36
- (L3) [sag an]-ta nigin dal nigin ul-gal 20,24
- (L4) za-e 36 šà a-šà ki a-šà nigin
- (L5) *a-na* 4 *a-li-ik-ma* 2,24 *ta-mar*
- (L6) igi-10 šà *mu* ki *mu* nigin *pu-ṭú*-<úr> 6 *ta-mar*
- (L7) 2,24 *a-na* 6 *i-ší-ma* 14,24 *ta-mar*
- (L8) 14,24 nigin 3,27,21,[36] *ta-mar a-na* [2] *i-ší* [6,54],43,12 *ta-mar*
- (L9) [*tu-ú*]r 14,24 *a-na* 2 *i-ší* [28,48 *ta-mar* ...] ...

Reverse: Lines 1-3

- (L1) ... [... ...]
- (L2) 30 *ta*-[*mar*]
- (L3) *i-ší-ma* 20 *ta-ma*[*r*]

Translation

Obverse: Lines 1-9

- (L1) I multiplied the lower length by the upper length, and (the result is) 10,0.
- (L2) I multiplied the upper area by the lower area, (and the result is) 36,0,0.
- (L3) I added the squared upper width (and) the squared transversal, (and the result is) 20,24.
- (L4) You, 36,0,0 that is the (result of) multiplication of the area by (another) area,
- (L5) multiply (it) by 4, and you see 2,24,0,0.
- (L6) Make the reciprocal of 10,0 that is (the result of) multiplication of the perpendicular (that is, the lower length) by the perpendicular (that is, the upper length), (and) you see 0;0,6.
- (L7) Multiply 2,24,0,0 by 0;0,6, and you see 14,24.
- (L8) Square 14,24, (and) you see 3,27,21,36. Multiply (it) by 2, (and) you see 6,54,43,12.
- (L9) Return. Multiply 14,24 by 2, (and) you see 28,48.

Reverse: Lines 1-3

- (L1)
- (L2) you see 30.
- (L3) Multiply (30) by (0;40), and you see 20.

Mathematical Interpretation

The Susa scribe is considering the dimensions and areas of a right triangle and a trapezoid as shown in the following figure. We have a right triangle with a transversal line which is parallel to the base of the right triangle and divides it into two figures: a smaller right triangle and a right trapezoid.

According to [Figure 7](#) and the translation, there are four variables in this problem: the upper length, the lower length, the width and the transversal. We use the following symbols for these variables in our discussion⁴ :

$$\begin{cases} x = \text{the upper length,} \\ y = \text{the lower length,} \\ z = \text{the width,} \\ w = \text{the transversal.} \end{cases}$$

(Note that the scribe has implicitly assumed that $z > w$.)

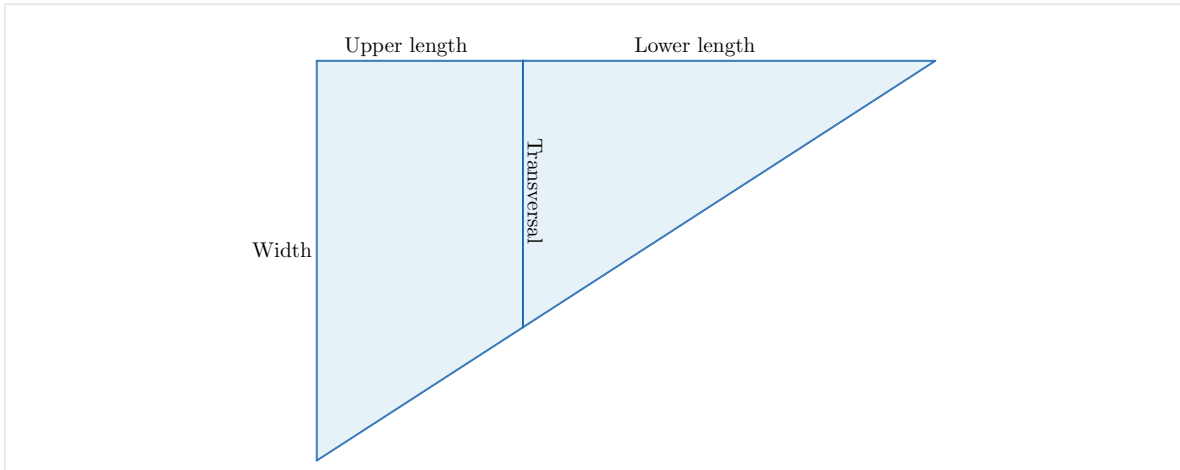


Figure 7: Transversal of a right triangle

In [Figure 8](#), we consider the perpendicular lines from C onto AB and AD and denote the intersection points by F and E . As shown in [Figure 8](#), we have labeled the vertices and parts of the figure as follows:

$$\overline{AE} = x, \overline{ED} = y, \overline{AB} = z, \overline{EC} = w.$$

In this case, we have $\overline{FB} = z - w$.

⁴ Following Babylonian tradition, for determining the lower and the upper lengths, we consider right-to-left direction, while for the lower and upper width we take the down-to-up direction.

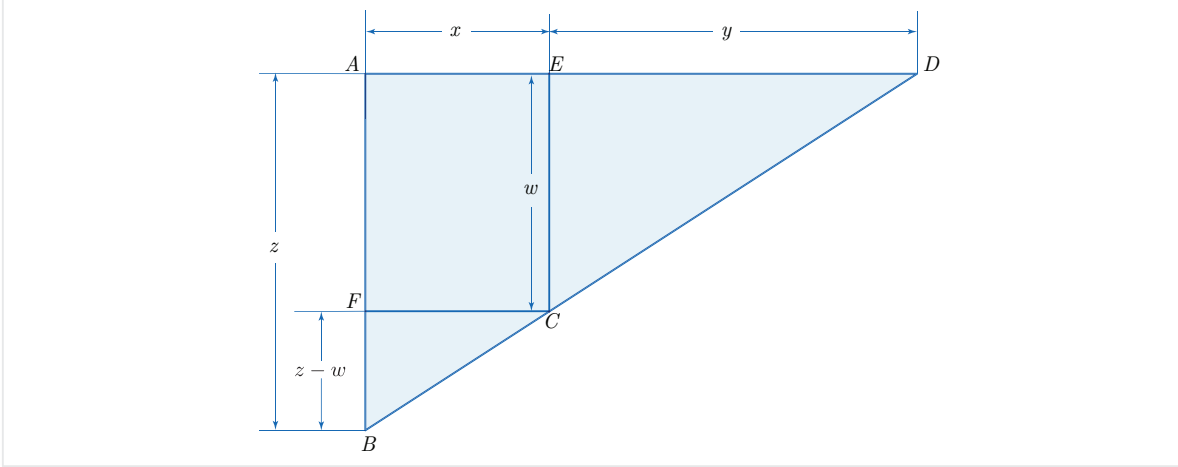


Figure 8: Dimensions of a right triangle with transversal

If we use this notation, lines 1-3 of the text provide us with the following system of simultaneous equations:

$$\begin{cases} xy = 10, 0 \\ \left(\frac{1}{2}x(z+w)\right) \times \left(\frac{1}{2}yw\right) = 36, 0, 0 \\ z^2 + w^2 = 20, 24. \end{cases} \quad (2)$$

Note that the expression $\frac{1}{2}x(z+w)$ is the very area of the right trapezoid $ABCE$ and the other expression $\frac{1}{2}yw$ is that of the right triangle $\triangle CDE$.

As we can see, there are four variables and three equations which makes it impossible to solve the system (2). Because of this difficulty, the scribe solved this system of equations in two steps. In the first step, he eliminates x and y to obtain a system of equations with respect to only w and z in order to find their values. Then, in the second step, he tries to find the values of x and y by using the first equation in (2) and a property of the figure which provides him with one more equation with respect to x and y (this is where he is using the intercept theorem). We describe each step in details.

Step 1. According to lines 4-7, the scribe uses the first and the second equations in (2) to get the value of $w(z+w)$ as follows:

$$\begin{aligned}
& \left(\frac{1}{2}x(z+w)\right) \times \left(\frac{1}{2}yw\right) = 36, 0, 0 \\
\implies & 4 \times \left(\frac{1}{2}x(z+w)\right) \times \left(\frac{1}{2}yw\right) = 4 \times (36, 0, 0) \\
\implies & xy \times w(z+w) = 2, 24, 0, 0 \\
\implies & (10, 0) \times w(z+w) = 2, 24, 0, 0 \\
\implies & w(z+w) = \frac{1}{(10, 0)} \times (2, 24, 0, 0) \\
\implies & w(z+w) = (0; 0, 6) \times (2, 24, 0, 0)
\end{aligned}$$

thus

$$w(z+w) = 14, 24. \quad (3)$$

According to line 8, by squaring and then doubling both sides of (3), we get

$$\begin{aligned}
& w(z+w) = 14, 24 \\
\implies & \left(w(z+w)\right)^2 = (14, 24)^2 \\
\implies & w^2(z+w)^2 = 3, 27, 21, 36 \\
\implies & 2w^2(z+w)^2 = 2 \times (3, 27, 21, 36) \\
\implies & 2w^2(z+w)^2 = 6, 54, 43, 12.
\end{aligned}$$

So

$$2w^2(z+w)^2 = 6, 54, 43, 12. \quad (4)$$

Next, according to line 9, we multiply both sides of (3) by 2 to obtain

$$2w(z+w) = 28, 48. \quad (5)$$

It seems that at this point of the text the scribe has used new variables to proceed. We may recover the next calculations as follows. First introduce new variables X and Y by

$$\begin{cases} X = (z+w)^2 \\ Y = 2w^2. \end{cases} \quad (6)$$

It follows from (4) and (6) that

$$XY = 6, 54, 43, 12. \quad (7)$$

On the other hand, from (2), (5) and (6) we can write

$$\begin{aligned}
X + Y &= (z+w)^2 + 2w^2 \\
&= z^2 + w^2 + 2zw + 2w^2 \\
&= z^2 + w^2 + 2w(z+w) \\
&= 20, 24 + 28, 48 \\
&= 49, 12
\end{aligned}$$

thus

$$X + Y = 49, 12. \quad (8)$$

Now, we can apply the usual Babylonian method, i.e., completing the square to find the values of X and Y satisfying simultaneous equations (7) and (8). Since

$$\frac{X + Y}{2} = \frac{49, 12}{2} = 24, 36$$

we can write

$$\begin{aligned} \frac{X - Y}{2} &= \sqrt{\left(\frac{X + Y}{2}\right)^2 - XY} \\ &= \sqrt{\left(\frac{49, 12}{2}\right)^2 - 6, 54, 43, 12} \\ &= \sqrt{(24, 36)^2 - 6, 54, 43, 12} \\ &= \sqrt{10, 5, 9, 36 - 6, 54, 43, 12} \\ &= \sqrt{3, 10, 26, 24} \\ &= \sqrt{(13, 48)^2} \\ &= 13, 48 \end{aligned}$$

thus we obtain⁵

$$\frac{X - Y}{2} = 13, 48. \quad (9)$$

It follows from the (8) and (9) that

$$X = \frac{X + Y}{2} + \frac{X - Y}{2} = \frac{49, 12}{2} + 13, 48 = 24, 36 + 13, 48 = 38, 24$$

and

$$Y = \frac{X + Y}{2} - \frac{X - Y}{2} = \frac{49, 12}{2} - 13, 48 = 24, 36 - 13, 48 = 10, 48.$$

Therefore, we obtain

$$X = 38, 24 \quad \text{and} \quad Y = 10, 48. \quad (10)$$

Now, we can use (6) and (10) to compute the values of z and w as follows:

$$\begin{aligned} 2w^2 &= 10, 48 \\ \implies w^2 &= \frac{10, 48}{2} \\ \implies w^2 &= 5, 24 \\ \implies w &= \sqrt{5, 24} \\ \implies w &= \sqrt{(18)^2} \\ \implies w &= 18 \end{aligned}$$

⁵ Note that the scribe might have computed $\sqrt{3, 10, 26, 24} = \sqrt{2^4 \times 3^4 \times 23^2} = 2^2 \times 3^2 \times 23^1 = 13, 48$.

and

$$\begin{aligned}(z + w)^2 &= 38,24 \\ \implies z + w &= \sqrt{38,24} \\ \implies z + w &= \sqrt{(48)^2} \\ \implies z + 18 &= 48 \\ \implies z &= 48 - 18 \\ \implies z &= 30.\end{aligned}$$

Therefore, we get

$$w = 18 \quad \text{and} \quad z = 30 \tag{11}$$

which completes the first step.

Step 2. In the second step, the scribe needs to use another condition in order to find an equation involving only x and y other than the first equation $xy = 10,0$. In fact, if we substitute the values of $w = 18$ and $z = 30$ into the second equation of (2) and simplify, it is clear that we get the first equation $xy = 10,0$.

A second equation can be obtained from the properties of the transversal line in [Figure 8](#). Since $AB \parallel EC$ and $AD \parallel CF$, the intercept theorem implies that two triangles $\triangle CDE$ and $\triangle BCF$ are similar and thus

$$\frac{\overline{CF}}{\overline{BF}} = \frac{\overline{DE}}{\overline{CE}}$$

or equivalently

$$\frac{x}{z - w} = \frac{y}{w}. \tag{12}$$

It follows from (11) and (12) that

$$\frac{x}{12} = \frac{y}{18}$$

or

$$x = \frac{2}{3}y. \tag{13}$$

Equation (13) is the very condition that the scribe has used to finish the solution. Thus, we have obtained the following system of equations with respect to x and y only:

$$\begin{cases} xy = 10,0 \\ x = \frac{2}{3}y. \end{cases} \tag{14}$$

Let us solve this system of equations. By substituting the value of x with respect

to y given by the second equation of (14) into the first equation, we can write

$$\begin{aligned}
 & xy = 10, 0 \\
 \implies & \left(\frac{2}{3}y\right)y = 10, 0 \\
 \implies & \frac{2}{3}y^2 = 10, 0 \\
 \implies & y^2 = \frac{3}{2} \times (10, 0) \\
 \implies & y^2 = 15, 0 \\
 \implies & y = \sqrt{15}, 0 \\
 \implies & y = 30.
 \end{aligned}$$

So, according to line 2 on the reverse, we get $y = 30$. Finally, according to line 3 on the reverse, we have

$$x = \frac{2}{3}y = \frac{2}{3} \times 30 = 20.$$

Thus the solutions of the system of equations (14) are $x = 20$ and $y = 30$. Ultimately, the solutions of the main system of equation (2) are given by

$$x = 20, \quad y = 30, \quad z = 30, \quad w = 18.$$

Remark 1. A mathematical interpretation of this text has been given by Friberg in [Fri07-2].

6.2 Conclusion

From our mathematical interpretation of **SMT No. 18** we consider it is apparent that the Susa scribes were familiar with the idea of two similar triangles and the relation between their sides. This observation is of great importance to the history of mathematics in that it confirms the origin of similarity and intercept theorem date to approximately a millennium before the Greeks.

SMT No. 18 also deals with one of the most complicated systems of equations in Babylonian mathematics because there are four unknown variables involved in the system. Although there are only three equations and four unknowns at the beginning of the problem, the Susa scribe has used his geometrical knowledge to obtain another equation employing similarity of triangles in order to achieve the solution.

References

- [BR61] E. M. Bruins and M. Rutten, *Textes Mathématiques de Suse* [TMS], Librairie Orientaliste Paul Geuthner, Paris, 1961.
- [Fri07-2] J. Friberg, *Amazing Traces of a Babylonian Origin in Greek Mathematics*, World Scientific, 2007.

- [Hea21] S. T. Heath, *A History of Greek Mathematics: Volumes I-II*, Oxford University Press, 1921.
- [Hea56] S. T. Heath, *The Thirteen Books of the Elements, Vol. 2*, Dover Publications, Second Edition, 1956.
- [HM22-2] N. Heydari and K. Muroi, *Bisection of Trapezoids in Elamite Mathematics*, [arXiv:2211.11139](https://arxiv.org/abs/2211.11139) [math.HO], November 2022, 21 pages: <https://arxiv.org/abs/2211.11139>.
- [Sib98] T. Q. Sibley, π : *The Geometric Viewpoint : a Survey of Geometries*, Addison-Wesley, 1998.