

# STRONGLY POSITIVE AMPHICHEIRAL KNOTS WITH DOUBLY SYMMETRIC DIAGRAMS

CHRISTOPH LAMM

**ABSTRACT.** We determine the prime strongly positive amphicheiral knots up to 16 crossings and show that a large fraction of them admit knot diagrams with a double symmetry (rotational symmetry for strongly positive amphicheirality and an additional mirror symmetry for the ribbon property). The remaining knots are presented as ‘almost doubly symmetric’ diagrams, defined as diagrams with double symmetry where exactly one symmetric pair of crossings is switched. We also find that the rosette knot  $14a_{19470}$ , which has period 7, is the first prime strongly positive amphicheiral knot in the knot tables which is not slice.

## 1. INTRODUCTION

In the article on the tabulation of strongly invertible knots [11] we announced a study on strongly positive amphicheiral knots. The current article contains the results of this study. In particular, we list all prime strongly positive amphicheiral knots up to 16 crossings and present diagrams with additional symmetries for them.

A knot is called strongly positive amphicheiral if it has a diagram which is mapped to its mirror image by a rotation of  $\pi$ , preserving the orientation. An example is the diagram on the left in Figure 1.

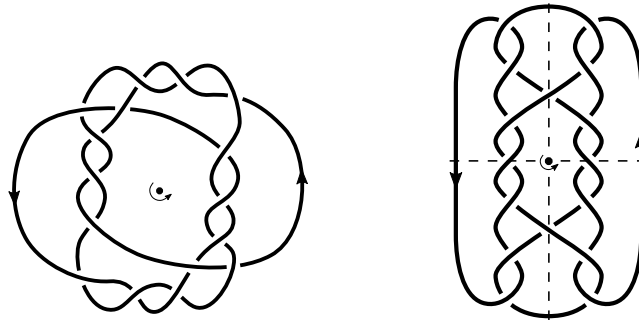


FIGURE 1. A rotationally symmetric diagram (for  $14a_{19517}$ ) and a doubly symmetric diagram (for  $12n_{706}$ )

In many respects, strongly positive amphicheiral knots are similar to slice knots: Their Alexander polynomial is always a square [6] and this is similar to the  $f(t) \cdot f(1/t)$  condition for the Alexander polynomial of slice knots (compare also with Long’s result on algebraic sliceness [13]). However, Flapan showed in 1986 that not all prime strongly positive amphicheiral knots are slice [4].

On the other hand, the family of strongly positive amphicheiral knots is quite smaller than that of slice knots. For instance, 2-bridge knots cannot be strongly positive amphicheiral [6].

In the current study, we analyze diagrams of strongly positive amphicheiral knots which are also symmetric unions, a property which implies that a knot is slice:

<sup>1</sup>2020 *Mathematics Subject Classification.* 57K10.

*Key words and phrases.* strongly positive amphicheiral knots, symmetric unions of knots.

In [10] we found that all prime strongly positive amphicheiral knots with crossing number up to 12 possess diagrams with additional symmetries. This type of diagram with additional symmetries is simultaneously a symmetric union (with respect to a vertical axis) and has strongly invertible partial knots (with respect to a horizontal axis of rotation in a transversgent diagram).

This combination of two simultaneous symmetries results again in a rotationally symmetric (strongly positive amphicheiral) diagram with respect to an axis perpendicular to the diagram plane, see Section 3 for more details. We call these diagrams ‘doubly symmetric’.

In Figure 2 a general symmetric union with partial knot  $8_{21}$  is contrasted with a symmetric union in a doubly symmetric diagram (with the same partial knot). The diagram on the right in Figure 1 is another example of a doubly symmetric diagram.

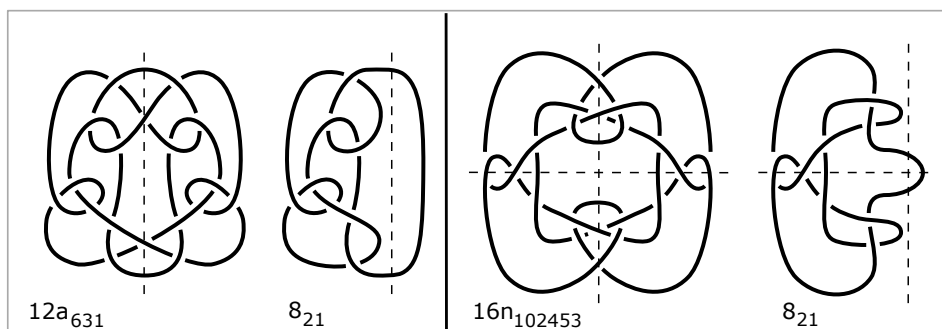


FIGURE 2. The partial knot in a general symmetric union diagram (left) and in a doubly symmetric diagram (right)

Knots with symmetric union diagrams are ribbon knots. Therefore, knots with doubly symmetric diagrams combine properties of strongly positive amphicheiral knots and ribbon knots. Our initial question was:

**Question 1.1.** Which prime strongly positive amphicheiral knots up to 16 crossings have doubly symmetric diagrams?

Using SnapPy [2], it was possible to determine all prime strongly positive amphicheiral knots up to 16 crossings. There are 131 of them and they are listed in Tables 4 and 5.

Although we found that from these at least 106 have doubly symmetric diagrams, it is clear that not all prime strongly positive amphicheiral knots will have this property: As mentioned, not all prime strongly positive amphicheiral knots are ribbon.

Before continuing the summary of results, we dive into a non-mathematical digression.

**1.1. Doubly symmetric diagrams, knot gardens and ornaments.** I encountered the term ‘knot garden’ in Andrew Ranicki’s slides [15], where on page 6 a Tudor knot garden is mentioned. The illustration on this slide reminded me of the symmetry of doubly symmetric knot diagrams and therefore I include a digression on knot gardens and symmetric ornaments.

Knot gardens appeared in Europe around 1500. Richard M. Bacon (freelance writer and horticultural consultant) wrote in 1985 in the New York Times about them:

The idea of weaving together lines of plants to establish this pattern came from monastic enclosures in medieval Europe. Herbs were most certainly used because they were cultivated to assure good health. The device was taken over later by lay gardeners and made even more decorative. For a time they were at the height of fashion and became the focal point for classical and formal gardens in this country by 1800. Then they were expanded and superseded by the parterre which introduced internal paths to the pattern and a broader selection of plant material.

The NYT article contains the illustration in Figure 3. The garden contains four closed components and several additional elements. A knot garden in a strict mathematical sense would contain one component only and no other decorative additions.

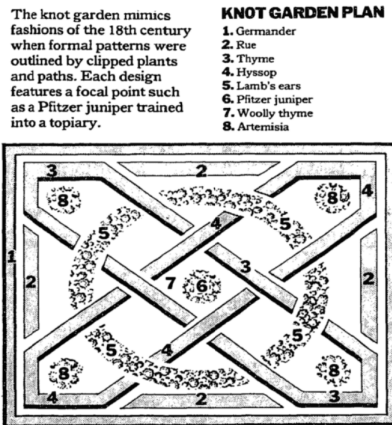


FIGURE 3. A knot garden illustration, New York Times, May 19th, 1985

A related term, occurring in the last sentence, is the ‘parterre’. Parterres are similar if seen from above but they miss the three-dimensional weaving of knot gardens. As a reminiscence to horticulture, we will use the term parterre in this article for knot shadows, i.e. knot diagrams without over- and under-crossings. The concrete meaning of these terms for historic gardens in England seems to be quite unclear; see the appendix on knot gardens in [5].

As an example for a knot garden in literature we found the book ‘Hypnerotomachia Poliphili’ (The Dream of Poliphilus), which appeared in 1499 and is attributed to the Italian monk Francesco Colonna. An analysis of the knot garden theme in this work can be found in [17]. There is even an opera with the title ‘The knot garden’ by the English composer Michael Tippett (first performed in 1970).

We mention that the required symmetry for the parterre (gardening and doubly symmetric diagrams) is the dihedral symmetry of a rectangle ( $D_2$ ). The additional symmetry of a square is not needed, although in many cases a garden compartment will be a square and might have a  $D_4$  symmetry.




FIGURE 4. A lino print of  $16n_{872167}$  (left), and an inverted version (right), showing the diagram  $t_4(0, 0, 3 | 1)$  in template notation

Symmetric designs also occur in celtic and islamic ornaments. As an example which is close to a celtic knot design, we did a linoleum print of a doubly symmetric diagram, see Figure 4. Note, though, that in celtic knot design we almost never find non-alternating diagrams. The use of non-alternating diagrams cannot be avoided when knot diagrams are constructed as symmetric unions because for the arcs which traverse the vertical axis two under- or two over-crossings are necessarily adjacent.

In Versailles we find the following parterre with two symmetry axes ( $D_2$ -symmetry):




FIGURE 5. Part of the ‘Parterre du Midi’, Versailles

**1.2. Doubly symmetric diagrams with additional symmetries.** Before we give a further outline of the article, we present the following doubly symmetric knot diagrams with  $D_4$ -symmetry of their parterres. The second diagram can be rotated by  $45^\circ$  (counter-clockwise) into another doubly symmetric diagram and therefore has two sets of axes simultaneously. This is not the case, however, for the other two diagrams shown here. (As an exercise we invite the reader to check these statements.)

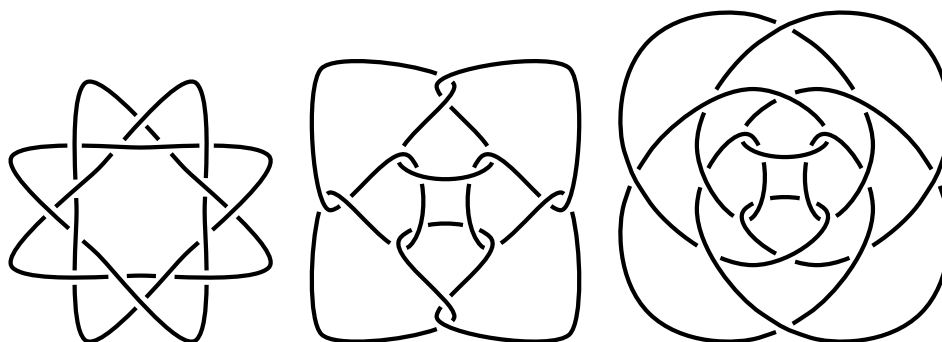


FIGURE 6. Three doubly symmetric knot diagrams for  $14a_{19472}$ ,  $16n_{991381}$  and  $16n_{268004}$  with additional diagonal symmetries. These diagrams are  $t_4(0, 1, 0 | 1)$ ,  $t_1(2, 0 | 2)$  and  $t_9(1, 1, 0 | -1, 1)$ .

**1.3. Plan of the article.** We continue the overview of the results and the article's structure. In the next section we explain how, with the help of SnapPy, we determined the 131 prime strongly positive amphicheiral knots up to 16 crossings. We found experimentally that from these at least 106 have doubly symmetric diagrams and therefore are ribbon knots. For the remaining 25 knots we found 'almost doubly symmetric' diagrams. These are diagrams with double symmetry where exactly one symmetric pair of crossings is switched. They are no longer symmetric unions, but still represent strongly positive amphicheiral knots.

**Question 1.2.** Does every strongly positive amphicheiral knot have a doubly symmetric or almost doubly symmetric diagram?

The main open problem is to find a knot invariant which enables us to show that there is a strongly positive amphicheiral knot which is ribbon, or even a symmetric union, but does not have a doubly symmetric diagram.

## 2. STRONGLY POSITIVE AMPHICHEIRAL KNOTS UP TO 16 CROSSINGS

Surprisingly, prime strongly positive amphicheiral knots up to 16 crossings have not yet been tabulated. Before we describe the SnapPy script which does the tabulation, we explain in an example how SnapPy is used for this purpose.

Until recently it was unclear whether the knot  $12a_{435}$  is strongly positive amphicheiral (it is an amphicheiral knot and its Alexander polynomial is a square). For the analysis of this knot we proceed as follows with SnapPy:

`S=Manifold('12a435').symmetry_group()`: SnapPy has stored all hyperbolic knots up to 16 crossings and the hyperbolic structures of their complements. It either computes the symmetry group (of isometries) on the spot or it is also already stored. The variable  $S$  now contains this symmetry group.

`S.isometries()`: Gives the list of elements of the symmetry group. In this case there are 8 isometries and the output looks as follows (we omit the information 'Extends to link' and the component mapping  $0 \rightarrow 0$  for each of the isometries):

```
[1 0]  [-1 0]  [1 0]  [-1 0]  [1 0]  [-1 0]  [1 0]  [-1 0]
[0 1]  [ 0 1]  [0 1]  [ 0 1]  [0 -1]  [ 0 -1]  [0 -1]  [ 0 -1]
```

Explanation: The matrix refers to the meridian and longitude mapping. The first of the eight isometries is the identity. The isometries are in this case numbered from 0 through 7. Their effect on the orientation of  $\mathbb{S}^3$  and on the knot is as follows:

Isometries 0 and 2 are orientation-preversing isometries preserving the knot's orientation.

Isometries 1 and 3 are orientation-reversing isometries preserving the knot's orientation.

Isometries 4 and 6 are orientation-reversing isometries reversing the knot's orientation.

Isometries 5 and 7 are orientation-preversing isometries reversing the knot's orientation.

The knot  $12a_{435}$  is positive amphicheiral (isometries 1 and 3) and negative amphicheiral (isometries 4 and 6). If one of the isometries 1 or 3 is an involution, the knot is strongly positive amphicheiral.

Multiplication of isometry 1 with itself is done with `S.multiply_elements(1,1)`: The result is 2, which is not the identity. Therefore isometry 1 is not an involution. We do the same for isometry 3, and the result is again 2. Hence the knot  $12a_{435}$  is not strongly positive amphicheiral.

The following script does this for all amphicheiral knots in a specified range. It is called for alternating and non-alternating knots with crossing number 10, 12, 14 and 16 (line 3 is modified for that and the range in line 2 has to be adapted as well):

```

1 def print_amphicheiral():
2     for n in range(1,888):
3         K_id = '12n'+str(n)
4         K = Manifold(K_id)
5         try:
6             sym = K.symmetry_group()
7         except:
8             print(K_id, " is not hyperbolic.")
9         if sym.is_amphicheiral():
10            iso = sym.isometries()
11            pa = False # positive amphicheiral flag
12            spa = False # strongly positive amphicheiral flag
13            count = 0
14            for i in iso:
15                A = i.cusp_maps()[0]
16                if A[0,0] == -1 and A[1,1] == 1:
17                    pa = True
18                    if sym.multiply_elements(count,count) == 0:
19                        spa = True
20                    count += 1
21            if spa:
22                print('knot ', K_id, ' is strongly positive amphicheiral')
23            elif pa:
24                print('knot ', K_id, ' is positive amphicheiral')
25            else:
26                print('knot ', K_id, ' is amphicheiral')

```

To facilitate the understanding, we give more comments on individual code lines: For non-hyperbolic knots an exception is caught in line 7 (the symmetry group cannot be calculated by SnapPy). Line 9 filters for amphicheiral knots; the following lines are analogous to our example and two boolean flags are defined. Lines 14 through 20 contain the iteration through the isometries. The matrix elements are tested in line 16 and the involution property in line 18.

The result consists of 131 prime knots; they are listed in Tables 4 and 5. This list is complete because prime amphicheiral knots up to 16 crossings are always hyperbolic: Torus knots are always chiral and satellite knots up to 16 crossings are satellites of the trefoil and therefore chiral (see [7], p. 43).

### 3. TEMPLATES FOR DOUBLY SYMMETRIC DIAGRAMS

In this section, we describe the templates for tabulating doubly symmetric diagrams. In the article [10] we already used templates for symmetric unions and *complete* diagrams were shown. In [11] the table for strongly invertible knots used templates with only *half* of a diagram. Now, because of the double symmetry, we may even reduce this to one quarter of a diagram!

For doubly symmetric diagrams, we combine the properties of symmetric unions and strongly invertible (transvergent) diagrams. These are defined as follows: Symmetric unions are the connected sum of a diagram and its mirror image with reversed orientation (defining the *partial knot* of the symmetric union, which is unique up to mirror image), with additional crossings inserted on the symmetry axis. Transvergent diagrams for strongly invertible knots are rotationally symmetric with respect to an axis in the diagram plane, see [11] for details. These two constructions are therefore very similar and their parterre diagrams are indistinguishable. Care is needed for the choice of crossings, so that the resulting diagram with two symmetries is indeed strongly positive amphicheiral:

**Definition 3.1.** A knot diagram  $D$  is called *doubly symmetric* if it possesses the two following symmetries with respect to perpendicular axes  $x$  and  $y$  in the diagram plane

- a)  $D$  is a symmetric union with axis  $y$ ,
- b) the partial knot diagrams on the left and on the right sides are (mirror symmetric) transvergent diagrams with axis  $x$ ,

and the inserted crossings on the axis  $y$  are mirror symmetric with respect to  $x$  as shown in Figure 7. A knot is called doubly symmetric if it has a doubly symmetric diagram.

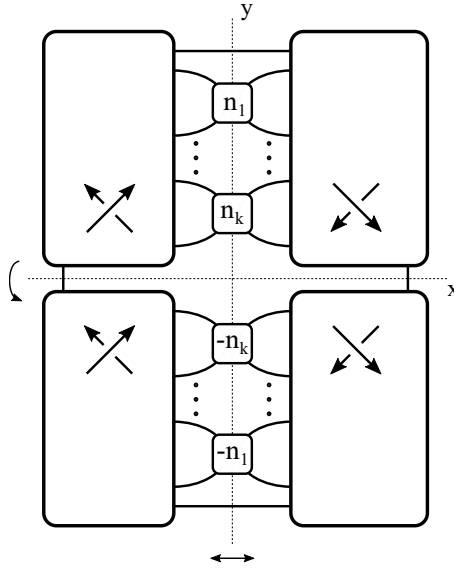


FIGURE 7. The definition of doubly symmetric diagrams. The crossings on the axis  $x$  are omitted in this illustration. They are mirror symmetric with respect to the axis  $y$  because doubly symmetric diagrams are symmetric unions.

It is quite obvious that a knot with a doubly symmetric diagram is strongly positive amphicheiral: The combination of rotation around the  $x$ -axis and reflection at the  $y$ - $z$ -plane results in a point reflection at the origin and the crossings on the two axes are chosen in a way that they are also point symmetric to the origin. This is equivalent to rotating the diagram by  $\pi$  into its mirror image and since the origin is not part of the diagram we have a strongly *positive* amphicheiral knot.

The only subtlety is the choice of the crossings on the  $y$ -axis. See the following remark.

**Remark 3.2.** We observe that the twist numbers for the crossings on the axis  $y$  are  $n_1, \dots, n_k$  and  $-n_k, \dots, -n_1$ . A rotationally symmetric diagram with respect to  $x$  would have twist number  $n_1, \dots, n_k$  and  $n_k, \dots, n_1$ . In this case, the total diagram would be a (strongly invertible) transvergent diagram, but it would lose the rotational symmetry with respect to the central axis perpendicular to the diagram plane which guarantees the strongly positive amphicheirality. Therefore, although the partial knots are strongly invertible in this construction, doubly symmetric knots can be invertible or non-invertible.

Our tabulating approach uses templates, similar to the way we did in [10] and [11]. Each template contains the quarter diagram in the second quadrant and integer markings on the two axes for the twists which are inserted there. Figure 8 shows how a template diagram is constructed from a doubly symmetric diagram.

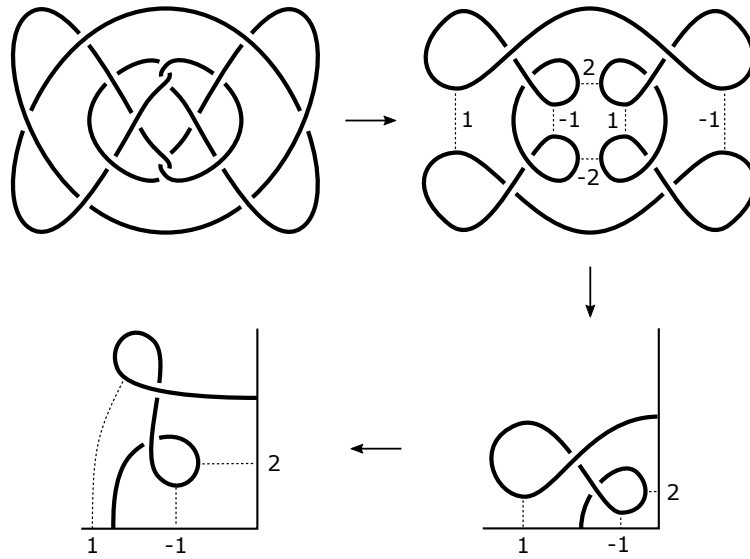


FIGURE 8. Converting a doubly symmetric knot diagram into a template. The example shows a diagram of  $16n_{645918}$ , transformed into template  $t_2(1, -1 | 2)$ .

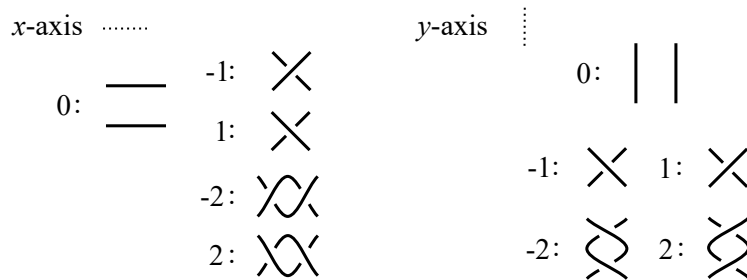


FIGURE 9. The conventions for the integer markings for twists on the two axes.

In the other direction, we proceed as in Figure 10: If a template diagram is given, we reconstruct the other quadrants and insert the twists on the axes given by the integer markings. The conventions for these markings are defined in Figure 9.

The list of strongly positive amphicheiral knots up to 16 crossings in the appendix was compiled by starting with the simplest templates made out of one or two crossings and by testing twist variations with Knotscape. We then added templates with three crossings, and for some knots templates with four crossings were necessary. In the appendix, we also list variations with different partial knots because we consider doubly symmetric knot diagrams with different partial knots as interesting enough to be documented in detail. For instance, Figure 10 shows three different diagrams with partial knots  $7_6$ ,  $8_{20}$  and  $9_1$  for  $16n_{872167}$ . If several diagrams were found for a pair (consisting of a doubly symmetric knot and the partial knot), we chose a diagrams with smallest crossing number for Table 4 and for the appendix.



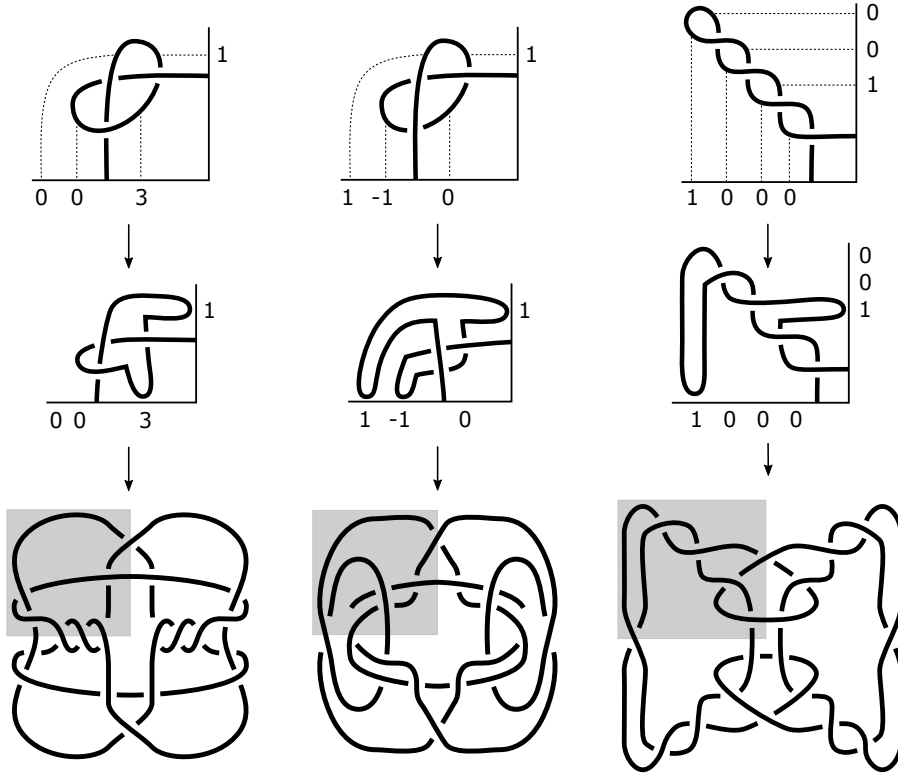


FIGURE 10. Converting a template into a doubly symmetric knot diagram, illustrated by three doubly symmetric diagrams for the knot  $16n_{872167}$ :  $t_4(0, 0, 3 | 1)$ ,  $t_6(1, -1, 0 | 1)$  and  $t_{17}(1, 0, 0, 0 | 0, 0, 1)$ .

#### 4. ALMOST DOUBLY SYMMETRIC DIAGRAMS

The total number of prime strongly positive amphicheiral knots up to 16 crossings is 131 and from these we found 106 with doubly symmetric diagrams. Wishing to show diagrams with a visible strongly positive amphicheiral symmetry also for the remaining knots, we can choose between a) rotationally symmetric diagrams in braid form (see the diagram in the left of Figure 1), or b) rotationally symmetric diagrams built from more general tangles. We found by incidence that a small deviation from a doubly symmetric diagram yielded additional knots, and this led to the search for the remaining 25 knots as ‘almost doubly symmetric’ diagrams. Hence, we chose b) but with additional restrictions on the tangle form. Almost doubly symmetric diagrams are doubly symmetric diagrams where two rotationally symmetrical crossings are modified, see Figure 11. A knot is called almost doubly symmetric if it has an almost doubly symmetric diagram.

The template notation for almost doubly symmetric diagrams consists of an additional marking for one crossing: The quadrants in which the two symmetrical crossings are switched are indicated in the templates as I, III, or II, IV. Currently it is not known whether this relatively small deviation from a double symmetry is enough to generate all strongly positive amphicheiral knots, see Question 1.2.

We remark, that due to the vertical symmetry it is possible to use only one of the markings, and for our templates we use I, III. If several rotationally symmetric crossing pairs are modified it can be necessary to apply both markings in one template description.

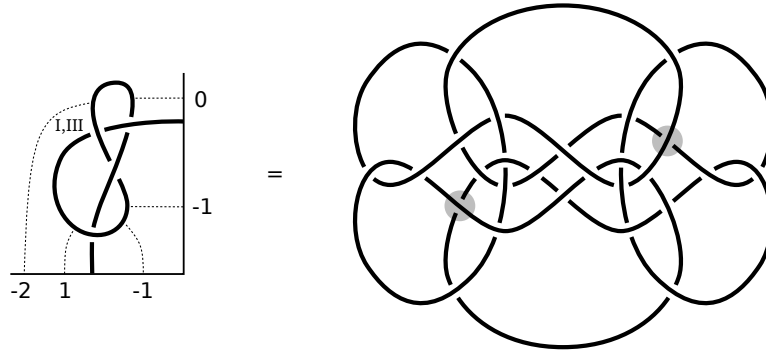


FIGURE 11. An almost doubly symmetric diagram for  $16a_{288139}$ . The example shows the diagram constructed from template  $t_{24}(-2, 1, -1 \mid 0, -1)$ . The two switched rotationally symmetrical crossings are marked in gray.

5. SUMMARY DATA FOR PRIME AMPHICHEIRAL KNOTS UP TO 16 CROSSINGS

Although the topic of this article is strongly positive amphicheiral knots, we would like to give some data for amphicheiral knots in general. The total number of prime knots up to 16 crossings is 1,701,936 (see the title of [7]) if for each knot we count inverse and mirrored variants only once. Amphicheiral knots contribute only with roughly  $1/900 = 0.1111\%$  to this number, as there are 1892 of them (not including the trivial knot). The distribution of amphicheiral knots into sub-classes is also interesting.

The following Table 1 splits the two symmetry classes of positive and fully amphicheiral knots into two parts, according to having the ‘strong’ property (indicated by ‘s’), and summarizes the numbers of amphicheiral knots. The 131 prime strongly positive amphicheiral knots are contained in the columns ‘+,s’ and ‘a,s’, and there are 59 knots of type ‘+,s’ and 72 of type ‘a,s’.

c	-	+	+,s	a	a,s	Sum
4				1		1
6				1		1
8	1			4		5
10	6			5	2	13
12	40		1	13	4	58
14	227	2	4	25	16	274
15	1					1
16	1361	11	54	63	50	1539
Sum	1636	13	59	112	72	1892

TABLE 1. The numbers of prime amphicheiral knots for each minimal crossing number  $c$ . The notation for the symmetry types is based on [7]: ‘-’ = negative amphicheiral, ‘+’ = positive amphicheiral, ‘a’ = fully amphicheiral, with ‘s’ added for strong symmetry.

We give some comments on the sub-classes of amphicheiral knots: By far the most frequent prime amphicheiral knots in this table are the negative amphicheiral knots. The only amphicheiral knot with 15 crossings ( $15n_{139717}$ ) is also of this type. The rarest knot family consists of positive amphicheiral knots which are not strongly positive amphicheiral (13 knots in column ‘+’).

We explicitly list the knots which occur 4 times or less (i.e. with table entries  $\leq 4$ ): The two amphicheiral knots with 4 and 6 crossings are  $4_1$  and  $6_3$ . The knot with  $c = 8$  in column ‘-’ is  $8_{17}$ . This is the first non-invertible knot in the knot tables. The four fully amphicheiral knots with 8 crossings are  $8_3$ ,  $8_9$ ,  $8_{12}$  and  $8_{18}$ . The two strongly positive amphicheiral knots with 10 crossings are  $10_{99}$  and  $10_{123}$  (both invertible). For  $c = 12$  we have the strongly positive amphicheiral knots  $12a427$  (non-invertible) and  $12a1019$ ,  $12a1105$ ,  $12a1202$ ,  $12n706$  (invertible). For  $c = 14$  we have in column ‘+’ the knots  $14a10435$  and  $14n14148$  (non-invertible) and in column ‘+,s’ the knots  $14a8662$ ,  $14a16309$ ,  $14a18676$  and  $14a18680$  (also non-invertible).

**5.1. Double symmetry and invertibility.** We already mentioned that doubly symmetric knots may be invertible or non-invertible. The following Table 2 shows that the invertibility property is similarly distributed for doubly and almost doubly symmetric knots. Note, that some of the knots which are recorded here as almost doubly symmetric might be doubly symmetric.

	+,s	a,s	Sum
doubly symmetric	45	61	106
almost doubly symmetric	14	11	25
Sum	59	72	131

TABLE 2. The distribution of invertible (‘a,s’) and non-invertible (‘+,s’) knots among doubly and almost doubly symmetric knots.

**5.2. Symmetry groups.** In Table 3 we give an overview of the symmetry groups of amphicheiral knots up to 16 crossings. This is based on Table A2A in [7] and the result of our SnapPy script.  $C_n$  denotes the cyclic group with  $n$  elements and  $D_n$  the dihedral group with  $2n$  elements (and therefore  $C_2 = D_1$ ).

type	most frequent case	additional cases
-	$1577 \times D_1$	$59 \times D_2$
+	$13 \times C_4$	
+,s	$59 \times C_2$	
a	$106 \times D_4$	$4 \times D_8$ $1 \times D_{16}$
a,s	$66 \times D_2$	$4 \times D_6$ $1 \times D_{10}$ $1 \times D_{14}$

TABLE 3. The symmetry groups occurring for each symmetry type

The fully amphicheiral knots with dihedral symmetry  $D_{2n}$ ,  $2n \geq 6$  are:

- $D_6$ :  $12a1019$ ,  $12a1202$ ,  $12n706$ ,  $16n524438$
- $D_8$ :  $8_{18}$ ,  $16a357361$ ,  $16a375396$ ,  $16n995250$
- $D_{10}$ :  $10_{123}$
- $D_{14}$ :  $14a19470$
- $D_{16}$ :  $16a379778$

The last three of these knots are  $n$ -periodic because they are braid closures of the form  $(\sigma_1 \sigma_2^{-1})^n$ . The knots with  $c = 12$  with symmetry group  $D_6$  have period 3 [8], and  $8_{18}$  has period 4.

We look at the more detailed symmetry types according to [1]. For amphicheiral knots the following three types are possible: SNAP, RRef and SNASI. Negative amphicheiral knots are of type SNAP. They have symmetry groups  $D_n$  and period  $n$ . Positive amphicheiral knots are of type RRef. They have symmetry groups  $C_{2n}$  and period  $n$ . Fully amphicheiral knots are of type SNASI, with symmetry groups  $D_{2n}$  and period  $n$ . In particular, 16n524438 also has period 3, and 16a357361, 16a375396, 16n995250 have period 4. (Note, that hyperbolic amphicheiral knots are never freely periodic.)

**5.3. Ribbon property.** The knots in Table 4 are doubly symmetric and therefore ribbon. We checked the ribbon property of the 25 knots in Table 5 with information taken from [3] and [14]. All knots but the following four are shown there to be ribbon knots: 14a19470, 16a288139, 16a289378, 16a309401. The ribbon property of the last three of them is currently unknown, while 14a19470 is not slice [16]. Therefore 14a19470 is the first knot in the knot tables which is strongly positive amphicheiral and not slice (compare [4]).

In Figure 12, we show on the left the knot 14a19470 as the closure of  $(\sigma_1\sigma_2^{-1})^7$ . After flipping the braid inside the rectangle in the indicated direction, we get the diagram in the middle, and two symmetric Reidemeister 2 moves yield the almost doubly symmetric diagram on the right (with the two exceptional crossings marked in gray).

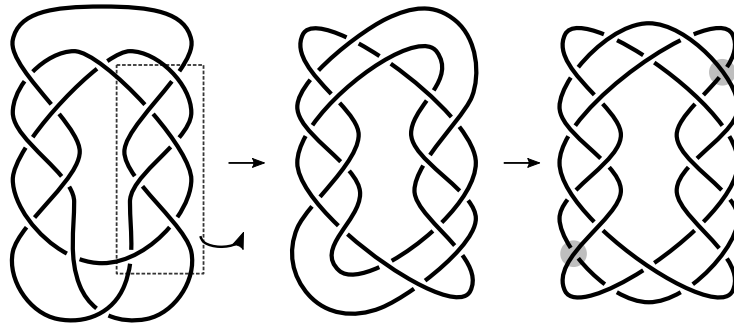


FIGURE 12. A transformation of the knot  $14a_{19470}$  from 7-periodic braid form into an almost doubly symmetric diagram, given by template  $t_{24}(0, 0, -1 \mid 0, -1)$

**5.4. The number of distinct partial knots.** As mentioned before, Table 4 contains knot diagrams with different partial knots if these occurred as search results. For 59 knots we found diagrams with only one partial knot. For 33 knots there are two partial knots, for 11 knots there are three, for 2 knots there are four, and there is one knot with five partial knots. These results are experimental and we do not know if more partial knot variants exist in each of these cases. The knot 12a427 has the highest number of partial knots and these are:  $7_4$ ,  $8_{21}$ ,  $9_2$ ,  $3_1\sharp 4_1$ ,  $3_1\sharp 5_1$ , all of them having determinant 15. There are several interesting questions concerning partial knots and we note the following explicitly:

**Question 5.1.** Does a doubly symmetric strongly positive amphicheiral knot exist for which the partial knot in doubly symmetric diagrams is unique but for which several partial knots occur in general symmetric union diagrams?

**5.5. Composite partial knots.** Doubly symmetric knots with composite partial knots occur frequently and the following templates generate them:  $t_2, t_3, t_{12}, t_{13}, t_{14}, t_{15}, t_{16}$ . (Note, however, that in the templates  $t_{13}$  and  $t_{15}$  the knots 16n101996 and 16n102000 have the partial knot  $3_1$  which is not composite. In this case the second factor is trivial and the partial knot should be read as  $3_1\sharp$  triv.)

Two more remarks: a) We did not find a doubly symmetric diagram representing a knot up to 16 crossings with a composite partial knot consisting of more than 2 prime factors. b) Our notation for composite partial knots in the appendix is not completely precise: A partial knot written as  $3_1 \# 3_1$  could either be  $3_1 \# 3_1$  (with signature  $\pm 4$ ) or  $3_1 \# 3_1^*$ , in which case the second factor is the mirror image of the first one and the total signature is 0. The same ambiguity occurs for other partial knots, e.g.  $3_1 \# 5_2$ .

**5.6. Determinants and Alexander polynomials.** The determinants for the 131 prime strongly positive amphicheiral knots up to 16 crossings cover all squares of odd numbers between 1 and 53. The only knot with determinant  $2809 = 53^2$  is  $16a357272$  and it has not yet been found to be doubly symmetric. All other determinants between 1 and  $51^2$  occur for knots with doubly symmetric diagrams. The most frequent determinant is 441 with 9 knots (all of them doubly symmetric).

As the Alexander polynomial of strongly positive amphicheiral knots is always a square, we checked for doubly symmetric diagrams whether the square of the Alexander polynomial of one of the partial knots equals the Alexander polynomial of the knot. This is the case for roughly half of them (54 out of 106 knots).

Examples: a) The Alexander polynomial of  $14n22073$  is  $\Delta(t) = (1 - t^2 + t^4)^2$  and we found doubly symmetric diagrams for  $14n22073$  with trivial partial knot only. The first knot in the knot table having Alexander polynomial  $\Delta(t) = 1 - t^2 + t^4$  is  $12n121$  and it seems unlikely that  $14n22073$  can be a symmetric union with a partial knot with crossing number 12 or higher, as for instance  $12n121$ .

b) In a similar example with a partial knot with crossing number 11 we find this relationship between the Alexander polynomials, though: The doubly symmetric knot  $16n869383$  has Alexander polynomial  $\Delta(t) = (2 - 4t + 3t^2 - 4t^3 + 2t^4)^2$  and we found 3 doubly symmetric diagrams, with partial knots  $7_4$ ,  $8_{21}$  and  $11n79$ . The Alexander polynomial of  $11n79$  is  $\Delta(t) = 2 - 4t + 3t^2 - 4t^3 + 2t^4$ .

Remark: This relationship between the Alexander polynomials of a symmetric union and its partial knot always occurs for even twist numbers (on the vertical axis). Doubly symmetric diagrams with even twist numbers are quite rare, though: Table 4 contains only the 8 cases  $14n9732$ ,  $16n645918$ ,  $16n645926$ ,  $16n786382$ ,  $16n847920$ ,  $16n847983$ ,  $16n991381$ ,  $16n991505$ .

**Question 5.2.** Which topological properties distinguish doubly symmetric knots with even twist numbers from arbitrary doubly symmetric knots?

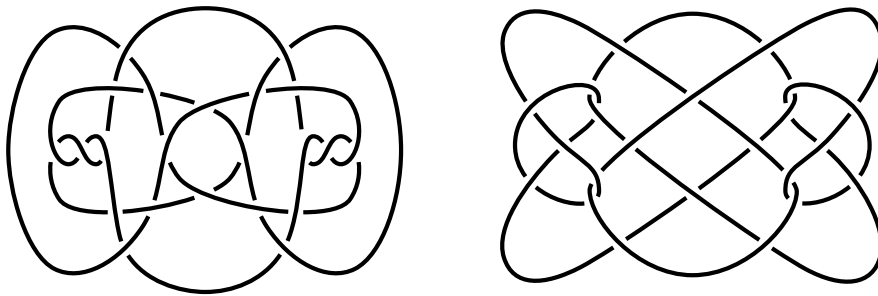


FIGURE 13. Doubly symmetric knot diagrams for  $16a_{107998}$ ,  $t_{11}(0, 3, -1 | 1)$  and  $16n_{845519}$ ,  $t_{22}(0, 1, -1 | 1)$ , both with 22 crossings

**5.7. Number of crossings in doubly symmetric diagrams.** We close the article with a comment on the crossing number of doubly symmetric diagrams. As mentioned before, alternating knots cannot realize their minimal crossing number in a doubly symmetric diagram. This is achieved, however, by the knot  $14n9732$  in  $t_1(1, 0, | 2)$  and by

7 non-alternating knots with  $c = 16$ :  $16n428839$ ,  $16n451788$ ,  $16n645918$ ,  $16n645926$ ,  $16n847920$ ,  $16n991381$  and  $16n991505$ . In the article [12] we will list exhaustively all doubly symmetric diagrams up to 18 crossings which are not reducible to less complicated ones and we will formulate this as a theorem.

The four doubly symmetric diagrams in Figures 13 and 14 additionally illustrate the opposite case that diagrams with quite a lot of crossings were found as minimal diagrams (22 in the first and 26 crossings in the second figure). The maximal value of 28 crossings in a diagram in the appendix occurs only for one knot, and this is  $16n925482$  in the almost doubly symmetric template  $t_{28}$ .

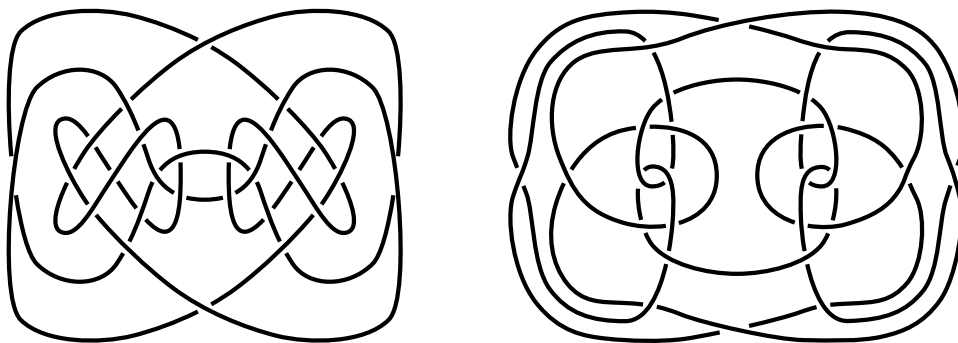


FIGURE 14. Doubly symmetric knot diagrams for  $16n_{225139}$ ,  $t_{23}(-1, 1, -1, 1 \mid 1, 0)$  and  $16n_{919894}$ ,  $t_{21}(1, -1, -2, 0 \mid 1, 0)$ , both with 26 crossings

## 6. OUTLOOK

The description of the systematic enumeration of doubly symmetric diagrams will be the topic of the article [12] (we decided not to include this in the present article because it would become too long). There, we will prove that no prime knots have doubly symmetric diagrams with  $\leq 12$  crossings in their symmetric diagram, and list the prime knots with doubly symmetric diagrams with 14 crossings (we find  $10_{99}$ ,  $10_{123}$ ,  $12n706$  and  $14n9732$ ) and with 16 and 18 crossings. We do that by enumerating all templates up to 4 crossings which are not reducible to less complicated ones; we use Knotscape [9] to analyze the diagrams obtained by inserting crossings on the axes.

## ACKNOWLEDGMENTS

I thank Marc Kegel and Steven Sivek for their help with my first steps with SnapPy, Nathan Dunfield for help concerning the ribbon status of several knots and explanations concerning SnapPy, Brendan Owens for giving me a reference for the ribbon status of  $14n19470$ , and Keegan Boyle for explaining the classification of symmetries for amphicheiral knots.

10 <sub>99</sub>	81	6 <sub>1</sub>	t <sub>1</sub>	16a20777	1521	3 <sub>1</sub> #6 <sub>3</sub>	t <sub>13</sub>	16n102009	441	3 <sub>1</sub> #5 <sub>2</sub>	t <sub>15</sub>
		3 <sub>1</sub> #3 <sub>1</sub>	t <sub>2</sub>	16a51808	1369	9 <sub>14</sub>	t <sub>9</sub>	16n102453	225	8 <sub>21</sub>	t <sub>7</sub>
		8 <sub>20</sub>	t <sub>5</sub>	16a59437	2401	9 <sub>27</sub>	t <sub>9</sub>			3 <sub>1</sub> #5 <sub>1</sub>	t <sub>14</sub>
		9 <sub>1</sub>	t <sub>17</sub>	16a66481	1225	9 <sub>12</sub>	t <sub>9</sub>	16n106013	225	3 <sub>1</sub> #5 <sub>1</sub>	t <sub>16</sub>
10 <sub>123</sub>	121	6 <sub>2</sub>	t <sub>1</sub>	16a101002	1225	4 <sub>1</sub> #5 <sub>2</sub>	t <sub>2</sub>	16n204537	49	5 <sub>2</sub>	t <sub>7</sub>
		7 <sub>2</sub>	t <sub>9</sub>			5 <sub>1</sub> #5 <sub>2</sub>	t <sub>12</sub>			7 <sub>1</sub>	t <sub>9</sub>
12a427	225	7 <sub>4</sub>	t <sub>7</sub>	16a107430	1089	8 <sub>15</sub>	t <sub>4</sub>	16n225139	289	8 <sub>2</sub>	t <sub>23</sub>
		3 <sub>1</sub> #4 <sub>1</sub>	t <sub>2</sub>			9 <sub>11</sub>	t <sub>9</sub>	16n225152	289	7 <sub>5</sub>	t <sub>9</sub>
		8 <sub>21</sub>	t <sub>4</sub>	16a107998	1849	9 <sub>22</sub>	t <sub>11</sub>	16n226358	625	8 <sub>8</sub>	t <sub>9</sub>
		3 <sub>1</sub> #5 <sub>1</sub>	t <sub>14</sub>	16a116332	1089	3 <sub>1</sub> #6 <sub>2</sub>	t <sub>12</sub>	16n226373	49	5 <sub>2</sub>	t <sub>9</sub>
		9 <sub>2</sub>	t <sub>17</sub>	16a116809	1521	3 <sub>1</sub> #6 <sub>3</sub>	t <sub>12</sub>			7 <sub>1</sub>	t <sub>10</sub>
12a1019	361	7 <sub>6</sub>	t <sub>1</sub>			9 <sub>17</sub>	t <sub>21</sub>	16n268004	361	8 <sub>4</sub>	t <sub>9</sub>
12a1105	289	7 <sub>5</sub>	t <sub>1</sub>	16a149574	729	3 <sub>1</sub> #6 <sub>1</sub>	t <sub>2</sub>			9 <sub>3</sub>	t <sub>9</sub>
		8 <sub>2</sub>	t <sub>9</sub>	16a151960	1369	9 <sub>36</sub>	t <sub>11</sub>	16n268599	121	7 <sub>2</sub>	t <sub>9</sub>
		10 <sub>1</sub>	t <sub>17</sub>	16a152693	2025	9 <sub>24</sub>	t <sub>11</sub>	16n272647	121	6 <sub>2</sub>	t <sub>17</sub>
12a1202	169	7 <sub>3</sub>	t <sub>1</sub>	16a154813	1521	9 <sub>17</sub>	t <sub>21</sub>			7 <sub>2</sub>	t <sub>9</sub>
		9 <sub>43</sub>	t <sub>5</sub>			10 <sub>144</sub>	t <sub>4</sub>	16n323632	9	3 <sub>1</sub>	t <sub>8</sub>
12n706	49	5 <sub>2</sub>	t <sub>1</sub>	16a168328	1681	10 <sub>47</sub>	t <sub>19</sub>			8 <sub>19</sub>	t <sub>7</sub>
		7 <sub>1</sub>	t <sub>9</sub>	16a193681	2209	9 <sub>25</sub>	t <sub>11</sub>	16n428839	225	7 <sub>4</sub>	t <sub>7</sub>
		9 <sub>42</sub>	t <sub>4</sub>	16a202161	625	4 <sub>1</sub> #5 <sub>1</sub>	t <sub>12</sub>			8 <sub>21</sub>	t <sub>4</sub>
14a6002	625	4 <sub>1</sub> #4 <sub>1</sub>	t <sub>2</sub>	16a202163	1225	4 <sub>1</sub> #5 <sub>2</sub>	t <sub>2</sub>			9 <sub>2</sub>	t <sub>17</sub>
		4 <sub>1</sub> #5 <sub>1</sub>	t <sub>16</sub>			5 <sub>1</sub> #5 <sub>2</sub>	t <sub>14</sub>			10 <sub>136</sub>	t <sub>22</sub>
14a6398	529	8 <sub>7</sub>	t <sub>9</sub>	16a259485	1089	8 <sub>15</sub>	t <sub>7</sub>	16n451781	529	8 <sub>7</sub>	t <sub>10</sub>
14a8662	441	7 <sub>7</sub>	t <sub>4</sub>			3 <sub>1</sub> #6 <sub>2</sub>	t <sub>14</sub>	16n451788	25	5 <sub>1</sub>	t <sub>1</sub>
		3 <sub>1</sub> #5 <sub>2</sub>	t <sub>2</sub>	16a259789	1089	3 <sub>1</sub> #6 <sub>2</sub>	t <sub>16</sub>	16n524438	49	9 <sub>42</sub>	t <sub>4</sub>
14a8872	729	8 <sub>10</sub>	t <sub>11</sub>	16a293262	1089	3 <sub>1</sub> #6 <sub>2</sub>	t <sub>12</sub>	16n535891	225	11n13	t <sub>20</sub>
		9 <sub>6</sub>	t <sub>17</sub>	16a313024	2025	8 <sub>18</sub>	t <sub>4</sub>	16n645918	81	3 <sub>1</sub> #3 <sub>1</sub>	t <sub>2</sub>
		9 <sub>48</sub>	t <sub>4</sub>			10 <sub>164</sub>	t <sub>4</sub>	16n645926	81	3 <sub>1</sub> #3 <sub>1</sub>	t <sub>3</sub>
14a16309	625	9 <sub>49</sub>	t <sub>4</sub>	16a313458	729	3 <sub>1</sub> #6 <sub>1</sub>	t <sub>2</sub>	16n780729	529	8 <sub>6</sub>	t <sub>10</sub>
14a16311	289	8 <sub>3</sub>	t <sub>1</sub>	16a314171	1225	8 <sub>16</sub>	t <sub>4</sub>			10 <sub>2</sub>	t <sub>17</sub>
		10 <sub>130</sub>	t <sub>5</sub>			9 <sub>12</sub>	t <sub>1</sub>	16n780731	1	triv	t <sub>10</sub>
14a16437	729	9 <sub>6</sub>	t <sub>9</sub>	16a326803	1521	10 <sub>165</sub>	t <sub>4</sub>	16n786382	1	triv	t <sub>8</sub>
14a17173	841	8 <sub>12</sub>	t <sub>1</sub>	16a329540	2025	10 <sub>158</sub>	t <sub>4</sub>	16n797553	361	8 <sub>4</sub>	t <sub>9</sub>
14a18187	729	8 <sub>11</sub>	t <sub>1</sub>	16a330218	1089	8 <sub>15</sub>	t <sub>4</sub>	16n847920	49	5 <sub>2</sub>	t <sub>1</sub>
		9 <sub>47</sub>	t <sub>4</sub>	16a332442	1369	9 <sub>36</sub>	t <sub>11</sub>	16n847983	25	4 <sub>1</sub>	t <sub>9</sub>
14a18362	361	8 <sub>4</sub>	t <sub>9</sub>	16a332444	1521	9 <sub>15</sub>	t <sub>1</sub>			5 <sub>1</sub>	t <sub>8</sub>
14a18676	225	7 <sub>4</sub>	t <sub>4</sub>	16a340727	961	10 <sub>46</sub>	t <sub>19</sub>	16n847988	289	7 <sub>5</sub>	t <sub>9</sub>
		3 <sub>1</sub> #5 <sub>1</sub>	t <sub>12</sub>	16a340770	1369	10 <sub>6</sub>	t <sub>9</sub>	16n849519	441	7 <sub>7</sub>	t <sub>22</sub>
14a18680	441	7 <sub>7</sub>	t <sub>7</sub>			11a234	t <sub>17</sub>	16n855304	289	9 <sub>44</sub>	t <sub>5</sub>
		3 <sub>1</sub> #5 <sub>2</sub>	t <sub>2</sub>	16a354511	1225	8 <sub>16</sub>	t <sub>4</sub>	16n858257	441	7 <sub>7</sub>	t <sub>1</sub>
14a18723	529	8 <sub>6</sub>	t <sub>1</sub>			10 <sub>162</sub>	t <sub>4</sub>			8 <sub>5</sub>	t <sub>7</sub>
		9 <sub>5</sub>	t <sub>10</sub>	16a354563	1681	9 <sub>18</sub>	t <sub>1</sub>	16n868471	169	7 <sub>3</sub>	t <sub>10</sub>
		10 <sub>2</sub>	t <sub>17</sub>	16a356133	2601	10 <sub>163</sub>	t <sub>4</sub>			8 <sub>1</sub>	t <sub>9</sub>
14a19472	441	7 <sub>7</sub>	t <sub>4</sub>	16a356811	961	9 <sub>9</sub>	t <sub>9</sub>	16n869383	225	7 <sub>4</sub>	t <sub>1</sub>
		8 <sub>5</sub>	t <sub>11</sub>	16a356843	441	8 <sub>5</sub>	t <sub>4</sub>			8 <sub>21</sub>	t <sub>4</sub>
		9 <sub>4</sub>	t <sub>18</sub>			9 <sub>4</sub>	t <sub>1</sub>			11n79	t <sub>4</sub>
14n8213	169	6 <sub>3</sub>	t <sub>1</sub>			11n64	t <sub>5</sub>	16n872167	81	8 <sub>20</sub>	t <sub>6</sub>
		7 <sub>3</sub>	t <sub>10</sub>	16a358693	1681	9 <sub>20</sub>	t <sub>9</sub>			9 <sub>1</sub>	t <sub>17</sub>
		8 <sub>1</sub>	t <sub>9</sub>	16a368293	1521	9 <sub>16</sub>	t <sub>11</sub>			9 <sub>46</sub>	t <sub>4</sub>
14n9732	25	4 <sub>1</sub>	t <sub>7</sub>			10 <sub>9</sub>	t <sub>18</sub>	16n872172	361	7 <sub>6</sub>	t <sub>1</sub>
		5 <sub>1</sub>	t <sub>1</sub>	16a371892	841	9 <sub>7</sub>	t <sub>1</sub>			9 <sub>3</sub>	t <sub>9</sub>
		10 <sub>132</sub>	t <sub>21</sub>			10 <sub>8</sub>	t <sub>9</sub>	16n919894	441	11n118	t <sub>21</sub>
14n22073	1	triv	t <sub>8</sub>	16n101996	9	3 <sub>1</sub>	t <sub>13</sub>	16n925976	9	8 <sub>19</sub>	t <sub>7</sub>
14n25903	121	6 <sub>2</sub>	t <sub>1</sub>			8 <sub>19</sub>	t <sub>7</sub>	16n958050	625	8 <sub>9</sub>	t <sub>10</sub>
		10 <sub>125</sub>	t <sub>20</sub>	16n102000	9	3 <sub>1</sub>	t <sub>15</sub>	16n988939	1	triv	t <sub>18</sub>
		10 <sub>128</sub>	t <sub>4</sub>	16n102007	441	8 <sub>5</sub>	t <sub>7</sub>	16n991381	81	6 <sub>1</sub>	t <sub>1</sub>
16a19960	1521	3 <sub>1</sub> #6 <sub>3</sub>	t <sub>15</sub>			3 <sub>1</sub> #5 <sub>2</sub>	t <sub>13</sub>	16n991505	121	6 <sub>2</sub>	t <sub>1</sub>

TABLE 4. A list of 171 diagrams for the 106 prime strongly positive amphicheiral knots for which doubly symmetric diagrams have been found. The second and third columns contain determinant and partial knot and the fourth column indicates the template with the diagram information.

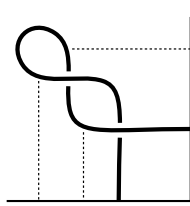
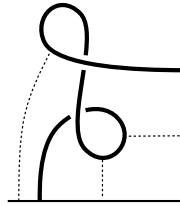
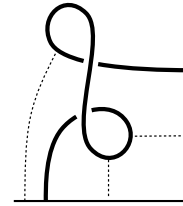
14a19470	841	$t_{24}$	16a288139	1681	$t_{24}$	16a339566	2209	$t_{26}$
14a19517	529	$t_{28}$	16a289378	2209	$t_{24}$	16a354193	2025	$t_{28}$
16a66232	1849	$t_{25}$	16a309401	2401	$t_{28}$	16a357272	2809	$t_{26}$
16a106900	1369	$t_{27}$	16a312423	1521	$t_{25}$	16a359219	1225	$t_{27}$
16a150121	1681	$t_{25}$	16a324978	1089	$t_{25}$	16n404143	225	$t_{25}$
16a155718	841	$t_{27}$	16a326826	1849	$t_{26}$	16n526315	169	$t_{25}$
16a156092	961	$t_{25}$	16a329518	1849	$t_{25}$	16n918713	361	$t_{25}$
16a275557	1369	$t_{25}$	16a330763	2601	$t_{26}$	16n925482	25	$t_{28}$
16a275642	2025	$t_{25}$						

TABLE 5. A list of the 25 prime strongly positive amphicheiral knots for which doubly symmetric diagrams have not been found. The second column contains the determinant and the third column indicates the (almost doubly symmetric) template with the diagram information.



## 7. APPENDIX

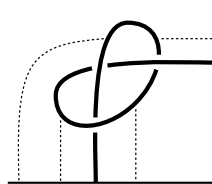
The Appendix contains the templates generating the 196 (171 + 25) diagrams of strongly positive amphicheiral prime knots with crossing number  $\leq 16$ . The twist numbers correspond to the dotted lines in the templates read from left to right (first part) and from top to bottom (second part). In the second column the partial knot is indicated (notation  $\partial$ ). The first four pages contain the doubly symmetric diagrams and the fifth page shows the almost doubly symmetric diagrams.

template  $t_1$ template  $t_2$ template  $t_3$ 

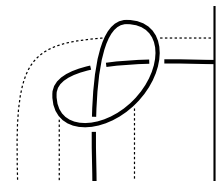
$10_{99}$  ,  $\partial 6_1 = (2, 0 | 1)$   
 $10_{123}$  ,  $\partial 6_2 = (1, 1 | 1)$   
 $12a_{1019}$  ,  $\partial 7_6 = (2, 1 | 1)$   
 $12a_{1105}$  ,  $\partial 7_5 = (1, 2 | 1)$   
 $12a_{1202}$  ,  $\partial 7_3 = (3, 0 | 1)$   
 $12n_{706}$  ,  $\partial 5_2 = (-2, 0 | 1)$   
 $14a_{16311}$  ,  $\partial 8_3 = (4, 0 | 1)$   
 $14a_{17173}$  ,  $\partial 8_{12} = (2, 2 | 1)$   
 $14a_{18187}$  ,  $\partial 8_{11} = (3, 1 | 1)$   
 $14a_{18723}$  ,  $\partial 8_6 = (1, 3 | 1)$   
 $14n_{8213}$  ,  $\partial 6_3 = (-2, 1 | 1)$   
 $14n_{9732}$  ,  $\partial 5_1 = (1, 0 | 2)$   
 $14n_{25903}$  ,  $\partial 6_2 = (-3, 0 | 1)$   
 $16a_{314171}$  ,  $\partial 9_{12} = (4, 1 | 1)$   
 $16a_{332444}$  ,  $\partial 9_{15} = (2, 3 | 1)$   
 $16a_{354563}$  ,  $\partial 9_{18} = (3, 2 | 1)$   
 $16a_{356843}$  ,  $\partial 9_4 = (5, 0 | 1)$   
 $16a_{371892}$  ,  $\partial 9_7 = (1, 4 | 1)$   
 $16n_{451788}$  ,  $\partial 5_1 = (1, 0 | 3)$   
 $16n_{847920}$  ,  $\partial 5_2 = (-2, 0 | 2)$   
 $16n_{858257}$  ,  $\partial 7_7 = (-3, 1 | 1)$   
 $16n_{869383}$  ,  $\partial 7_4 = (-4, 0 | 1)$   
 $16n_{872172}$  ,  $\partial 7_6 = (-2, 2 | 1)$   
 $16n_{991381}$  ,  $\partial 6_1 = (2, 0 | 2)$   
 $16n_{991505}$  ,  $\partial 6_2 = (1, 1 | 2)$

$10_{99}$  ,  $\partial 3_1 \# 3_1 = (1, -1 | 1)$   
 $12a_{427}$  ,  $\partial 3_1 \# 4_1 = (1, -2 | 1)$   
 $14a_{6002}$  ,  $\partial 4_1 \# 4_1 = (2, -2 | 1)$   
 $14a_{8662}$  ,  $\partial 3_1 \# 5_2 = (1, -3 | 1)$   
 $14a_{18680}$  ,  $\partial 3_1 \# 5_2 = (3, -1 | 1)$   
 $16a_{101002}$  ,  $\partial 4_1 \# 5_2 = (2, -3 | 1)$   
 $16a_{149574}$  ,  $\partial 3_1 \# 6_1 = (1, -4 | 1)$   
 $16a_{202163}$  ,  $\partial 4_1 \# 5_2 = (3, -2 | 1)$   
 $16a_{313458}$  ,  $\partial 3_1 \# 6_1 = (4, -1 | 1)$   
 $16n_{645918}$  ,  $\partial 3_1 \# 3_1 = (1, -1 | 2)$

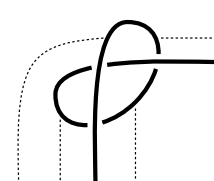
$16n_{645926}$  ,  $\partial 3_1 \# 3_1 = (-1, -1 | 2)$

template  $t_4$ 

$12a_{427}$  ,  $\partial 8_{21} = (-2, 0, 0 | 1)$   
 $12n_{706}$  ,  $\partial 9_{42} = (0, 1, 2 | 1)$   
 $14a_{8662}$  ,  $\partial 7_7 = (1, 0, 0 | 1)$   
 $14a_{8872}$  ,  $\partial 9_{48} = (-3, 0, 0 | 1)$   
 $14a_{16309}$  ,  $\partial 9_{49} = (-2, 0, -1 | 1)$   
 $14a_{18187}$  ,  $\partial 9_{47} = (-2, 1, 0 | 1)$   
 $14a_{18676}$  ,  $\partial 7_4 = (0, 0, -1 | 1)$   
 $14a_{19472}$  ,  $\partial 7_7 = (0, 1, 0 | 1)$   
 $14n_{25903}$  ,  $\partial 10_{128} = (0, 2, 2 | 1)$   
 $16a_{107430}$  ,  $\partial 8_{15} = (2, 0, 0 | 1)$   
 $16a_{154813}$  ,  $\partial 10_{144} = (-4, 0, 0 | 1)$   
 $16a_{313024}$  ,  $\partial 8_{18} = (1, 1, 0 | 1)$   
 $16a_{313024}$  ,  $\partial 10_{164} = (-2, 1, -1 | 1)$   
 $16a_{314171}$  ,  $\partial 8_{16} = (0, 1, -1 | 1)$   
 $16a_{326803}$  ,  $\partial 10_{165} = (-2, 2, 0 | 1)$   
 $16a_{329540}$  ,  $\partial 10_{158} = (-3, 0, -1 | 1)$   
 $16a_{330218}$  ,  $\partial 8_{15} = (0, 2, 0 | 1)$   
 $16a_{354511}$  ,  $\partial 8_{16} = (1, 0, -1 | 1)$   
 $16a_{354511}$  ,  $\partial 10_{162} = (-2, 0, -2 | 1)$   
 $16a_{356133}$  ,  $\partial 10_{163} = (-3, 1, 0 | 1)$   
 $16a_{356843}$  ,  $\partial 8_5 = (0, 0, -2 | 1)$   
 $16n_{428839}$  ,  $\partial 8_{21} = (1, 1, 1 | 1)$   
 $16n_{524438}$  ,  $\partial 9_{42} = (1, 0, 2 | 1)$   
 $16n_{869383}$  ,  $\partial 8_{21} = (0, -2, 0 | 1)$   
 $16n_{869383}$  ,  $\partial 11n_{79} = (0, 3, 2 | 1)$   
 $16n_{872167}$  ,  $\partial 9_{46} = (0, 0, 3 | 1)$



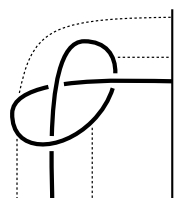
template  $t_5$



template  $t_6$

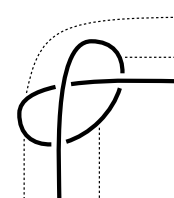
$$\begin{aligned} 10_{99} &, \partial 8_{20} = (-1, 1, 0 \mid 1) \\ 12a_{1202} &, \partial 9_{43} = (-1, 2, 0 \mid 1) \\ 14a_{16311} &, \partial 10_{130} = (-1, 3, 0 \mid 1) \\ 16a_{356843} &, \partial 11n_{64} = (-1, 4, 0 \mid 1) \\ 16n_{855304} &, \partial 9_{44} = (-2, 1, 0 \mid 1) \end{aligned}$$

$$16n_{872167}, \partial 8_{20} = (1, -1, 0 \mid 1)$$



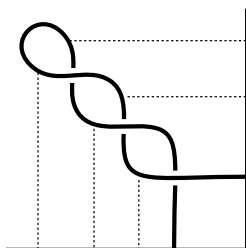
template  $t_7$

$$\begin{aligned} 12a_{427} &, \partial 7_4 = (0, -1 \mid -1, 1) \\ 14a_{18680} &, \partial 7_7 = (1, 0 \mid -1, 1) \\ 14n_{9732} &, \partial 4_1 = (-1, -1 \mid -1, 0) \\ 16a_{259485} &, \partial 8_{15} = (2, 0 \mid -1, 1) \\ 16n_{101996} &, \partial 8_{19} = (0, 2 \mid -1, 1) \\ 16n_{102007} &, \partial 8_5 = (0, -2 \mid -1, 1) \\ 16n_{102453} &, \partial 8_{21} = (-2, 0 \mid -1, 1) \\ 16n_{204537} &, \partial 5_2 = (-1, -2 \mid -1, 0) \\ 16n_{323632} &, \partial 8_{19} = (0, 2 \mid -1, 0) \\ 16n_{428839} &, \partial 7_4 = (0, -1 \mid -1, 0) \\ 16n_{858257} &, \partial 8_5 = (0, -2 \mid -1, 2) \\ 16n_{925976} &, \partial 8_{19} = (0, 2 \mid -1, 2) \end{aligned}$$



template  $t_8$

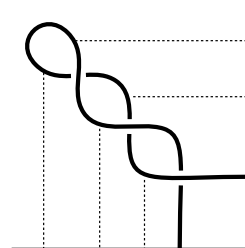
$$\begin{aligned} 14n_{22073} &, \partial \text{triv} = (0, 1 \mid 1, 0) \\ 16n_{323632} &, \partial 3_1 = (0, 2 \mid 1, 0) \\ 16n_{786382} &, \partial \text{triv} = (0, 1 \mid 2, 0) \\ 16n_{847983} &, \partial 5_1 = (-1, 1 \mid 1, 0) \end{aligned}$$



template  $t_9$

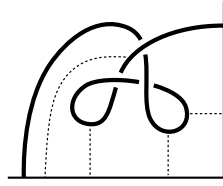
$$\begin{aligned} 10_{123} &, \partial 7_2 = (-2, 0, 0 \mid 0, 1) \\ 12a_{1105} &, \partial 8_2 = (1, 0, 1 \mid 1, 0) \\ 12n_{706} &, \partial 7_1 = (1, 0, 0 \mid 0, 1) \\ 14a_{6398} &, \partial 8_7 = (-2, 1, 0 \mid 0, 1) \\ 14a_{16437} &, \partial 9_6 = (1, 0, 2 \mid 1, 0) \\ 14a_{18362} &, \partial 8_4 = (1, 1, 0 \mid 0, 1) \\ 14n_{8213} &, \partial 8_1 = (2, 0, 0 \mid 0, 1) \\ 16a_{51808} &, \partial 9_{14} = (-3, 1, 0 \mid 0, 1) \\ 16a_{59437} &, \partial 9_{27} = (-2, 1, 1 \mid 0, 1) \\ 16a_{66481} &, \partial 9_{12} = (-2, 2, 0 \mid 0, 1) \end{aligned}$$

$$\begin{aligned} 16a_{107430} &, \partial 9_{11} = (2, 1, 0 \mid 0, 1) \\ 16a_{340770} &, \partial 10_6 = (1, 0, 3 \mid 1, 0) \\ 16a_{356811} &, \partial 9_9 = (1, 2, 0 \mid 0, 1) \\ 16a_{358693} &, \partial 9_{20} = (1, 1, 1 \mid 0, 1) \\ 16a_{371892} &, \partial 10_8 = (-5, 0, 0 \mid 0, 1) \\ 16n_{204537} &, \partial 7_1 = (1, 0, 0 \mid -2, 1) \\ 16n_{225152} &, \partial 7_5 = (1, -2, 0 \mid 0, 1) \\ 16n_{226358} &, \partial 8_8 = (-2, 0, 1 \mid 0, 1) \\ 16n_{226373} &, \partial 5_2 = (1, -1, 1 \mid 0, 1) \\ 16n_{268004} &, \partial 8_4 = (1, 1, 0 \mid -1, 1) \\ 16n_{268004} &, \partial 9_3 = (3, 0, 0 \mid -1, 1) \\ 16n_{268599} &, \partial 7_2 = (-2, 0, 0 \mid 1, 0) \\ 16n_{272647} &, \partial 7_2 = (-2, 0, 0 \mid -1, 1) \\ 16n_{797553} &, \partial 8_4 = (1, 1, 0 \mid 1, 0) \\ 16n_{847983} &, \partial 4_1 = (1, -1, 0 \mid 0, 2) \\ 16n_{847988} &, \partial 7_5 = (1, -2, 0 \mid -1, 1) \\ 16n_{868471} &, \partial 8_1 = (2, 0, 0 \mid 1, 0) \\ 16n_{872172} &, \partial 9_3 = (3, 0, 0 \mid 0, 1) \end{aligned}$$



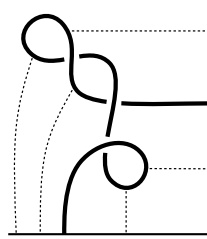
template  $t_{10}$

$$\begin{aligned} 14a_{18723} &, \partial 9_5 = (-3, 1, 0 \mid 0, 1) \\ 14n_{8213} &, \partial 7_3 = (-1, -1, 0 \mid 1, 0) \\ 16n_{226373} &, \partial 7_1 = (-1, -1, -2 \mid 1, 1) \\ 16n_{451781} &, \partial 8_7 = (-1, -1, 1 \mid 1, 0) \\ 16n_{780729} &, \partial 8_6 = (-2, -1, 0 \mid 1, 0) \\ 16n_{780731} &, \partial \text{triv} = (-1, 0, 1 \mid 1, 1) \\ 16n_{868471} &, \partial 7_3 = (-1, -1, 0 \mid 0, 1) \\ 16n_{958050} &, \partial 8_9 = (-1, -2, 0 \mid 1, 0) \end{aligned}$$



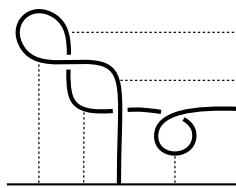
template  $t_{11}$

$$\begin{aligned}
 14a_{8872} &, \partial 8_{10} = (0, 2, -1 \mid 1) \\
 14a_{19472} &, \partial 8_5 = (0, -1, -1 \mid 1) \\
 16a_{107998} &, \partial 9_{22} = (0, 3, -1 \mid 1) \\
 16a_{151960} &, \partial 9_{36} = (0, -2, -1 \mid 1) \\
 16a_{152693} &, \partial 9_{24} = (-1, 2, -1 \mid 1) \\
 16a_{193681} &, \partial 9_{25} = (0, 2, -2 \mid 1) \\
 16a_{332442} &, \partial 9_{36} = (0, -1, -2 \mid 1) \\
 16a_{368293} &, \partial 9_{16} = (-1, -1, -1 \mid 1)
 \end{aligned}$$

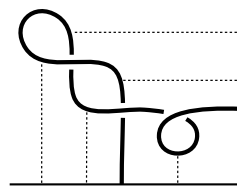


template  $t_{12}$

$$\begin{aligned}
 14a_{18676} &, \partial 3_1 \# 5_1 = (-1, 0, 1 \mid 0, 1) \\
 16a_{101002} &, \partial 5_1 \# 5_2 = (-1, 0, 3 \mid -1, 1) \\
 16a_{116332} &, \partial 3_1 \# 6_2 = (3, 0, 1 \mid 0, 1) \\
 16a_{116809} &, \partial 3_1 \# 6_3 = (2, -1, 1 \mid 0, 1) \\
 16a_{202161} &, \partial 4_1 \# 5_1 = (-1, 0, 2 \mid 0, 1) \\
 16a_{293262} &, \partial 3_1 \# 6_2 = (-1, -1, 1 \mid 0, 1)
 \end{aligned}$$



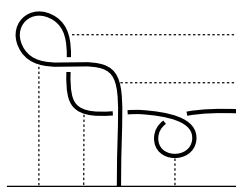
template  $t_{13}$



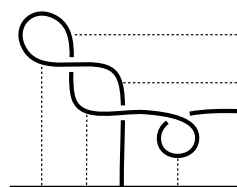
template  $t_{14}$

$$\begin{aligned}
 16a_{20777} &, \partial 3_1 \# 6_3 = (1, -2, -1 \mid 0, 1) \\
 16n_{101996} &, \partial 3_1 = (1, 0, -1 \mid 0, 1) \\
 16n_{102007} &, \partial 3_1 \# 5_2 = (1, -1, -1 \mid 0, 1)
 \end{aligned}$$

$$\begin{aligned}
 12a_{427} &, \partial 3_1 \# 5_1 = (1, 0, -1 \mid 1, 0) \\
 16a_{202163} &, \partial 5_1 \# 5_2 = (1, 0, -3 \mid 1, 0) \\
 16a_{259485} &, \partial 3_1 \# 6_2 = (1, 1, -1 \mid 0, 1) \\
 16n_{102453} &, \partial 3_1 \# 5_1 = (1, 0, -1 \mid 0, 1)
 \end{aligned}$$



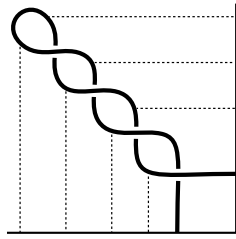
template  $t_{15}$



template  $t_{16}$

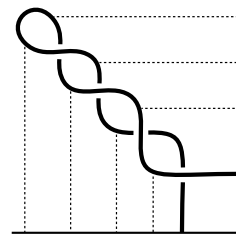
$$\begin{aligned}
 16a_{19960} &, \partial 3_1 \# 6_3 = (1, -2, 1 \mid 0, 1) \\
 16n_{102000} &, \partial 3_1 = (1, 0, 1 \mid 0, 1) \\
 16n_{102009} &, \partial 3_1 \# 5_2 = (1, -1, 1 \mid 0, 1)
 \end{aligned}$$

$$\begin{aligned}
 14a_{6002} &, \partial 4_1 \# 5_1 = (1, 0, 2 \mid 1, 0) \\
 16a_{259789} &, \partial 3_1 \# 6_2 = (1, 1, 1 \mid 0, 1) \\
 16n_{106013} &, \partial 3_1 \# 5_1 = (1, 0, 1 \mid 0, 1)
 \end{aligned}$$



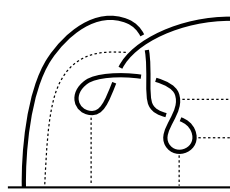
template  $t_{17}$

$$\begin{aligned}
 10_{99} \quad , \partial \mathfrak{g}_1 &= (1, 0, 0, 0 \mid 0, -1, 1) \\
 12a_{1105} \quad , \partial 10_1 &= (2, 0, 0, 0 \mid 0, -1, 1) \\
 12a_{427} \quad , \partial \mathfrak{g}_2 &= (-2, 0, 0, 0 \mid 0, -1, 1) \\
 14a_{8872} \quad , \partial \mathfrak{g}_6 &= (1, -2, 0, 0 \mid 0, 0, 1) \\
 14a_{18723} \quad , \partial 10_2 &= (1, 0, 0, 1 \mid 1, 0, 0) \\
 16a_{340770} \quad , \partial 11a_{234} &= (1, 0, 0, 2 \mid 1, 0, 0) \\
 16n_{272647} \quad , \partial \mathfrak{g}_2 &= (1, 0, -1, 0 \mid 1, 0, 1) \\
 16n_{428839} \quad , \partial \mathfrak{g}_2 &= (-2, 0, 0, 0 \mid 0, 0, 1) \\
 16n_{780729} \quad , \partial 10_2 &= (1, 0, 0, 1 \mid 1, -1, 0) \\
 16n_{872167} \quad , \partial \mathfrak{g}_1 &= (1, 0, 0, 0 \mid 0, 0, 1)
 \end{aligned}$$



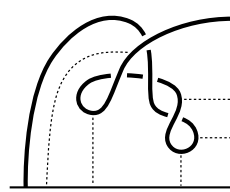
template  $t_{18}$

$$\begin{aligned}
 14a_{19472} \quad , \partial \mathfrak{g}_4 &= (1, 0, -1, -1 \mid 0, 0, 1) \\
 16a_{368293} \quad , \partial 10_9 &= (1, 1, -1, -1 \mid 0, 0, 1) \\
 16n_{988939} \quad , \partial \text{triv} &= (1, 0, 0, -1 \mid 1, 0, 1)
 \end{aligned}$$



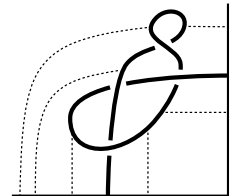
template  $t_{19}$

$$\begin{aligned}
 16a_{168328} \quad , \partial 10_{47} &= (0, 2, -1 \mid 0, 1) \\
 16a_{340727} \quad , \partial 10_{46} &= (0, -1, -1 \mid 0, 1)
 \end{aligned}$$



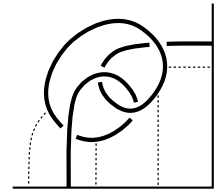
template  $t_{20}$

$$\begin{aligned}
 14n_{25903} \quad , \partial 10_{125} &= (0, 1, -1 \mid 0, 1) \\
 16n_{535891} \quad , \partial 11n_{13} &= (0, 2, -1 \mid 0, 1)
 \end{aligned}$$




template  $t_{21}$

$$\begin{aligned}
 14n_{9732} \quad , \partial 10_{132} &= (1, -1, 0, -1 \mid 1, 0) \\
 16a_{116809} \quad , \partial \mathfrak{g}_{17} &= (1, 0, 0, 0 \mid 1, 0) \\
 16a_{154813} \quad , \partial \mathfrak{g}_{17} &= (1, 0, 0, 0 \mid 1, -1) \\
 16n_{919894} \quad , \partial 11n_{118} &= (1, -1, -2, 0 \mid 1, 0)
 \end{aligned}$$



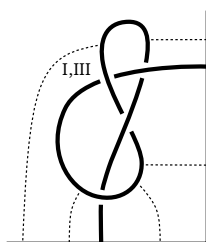
template  $t_{22}$

$$\begin{aligned}
 16n_{428839} \quad , \partial 10_{136} &= (0, -1, -1 \mid 1) \\
 16n_{849519} \quad , \partial \mathfrak{g}_7 &= (0, 1, -1 \mid 1)
 \end{aligned}$$



template  $t_{23}$

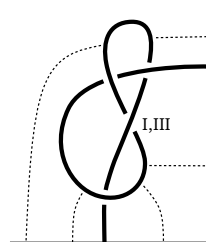
$$16n_{225139} \quad , \partial \mathfrak{g}_2 = (-1, 1, -1, 1 \mid 1, 0)$$

template  $t_{24}$ 

$$14a_{19470} = (0, 0, -1 \mid 1, 0)$$

$$16a_{288139} = (-2, 1, -1 \mid 0, -1)$$

$$16a_{289378} = (-1, 1, -2 \mid 0, -1)$$

template  $t_{25}$ 

$$16a_{66232} = (0, -2, 0 \mid 0, -1)$$

$$16a_{150121} = (0, 1, 0 \mid 0, -1)$$

$$16a_{156092} = (0, 2, 0 \mid -1, 0)$$

$$16a_{275557} = (1, -2, 0 \mid 1, 0)$$

$$16a_{275642} = (0, -2, 0 \mid 1, -1)$$

$$16a_{312423} = (1, 1, 0 \mid -1, 0)$$

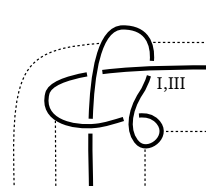
$$16a_{324978} = (1, -2, 0 \mid -1, 0)$$

$$16a_{329518} = (0, -2, -1 \mid 1, 0)$$

$$16n_{404143} = (0, -1, -1 \mid 1, 1)$$

$$16n_{526315} = (1, 0, 1 \mid -1, 0)$$

$$16n_{918713} = (0, 0, 1 \mid 2, -1)$$

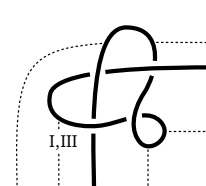
template  $t_{26}$ 

$$16a_{326826} = (0, 2, -1 \mid 0, 1)$$

$$16a_{330763} = (0, 1, 1 \mid 1, -1)$$

$$16a_{339566} = (0, 0, -1 \mid 1, 1)$$

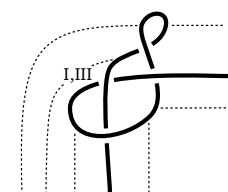
$$16a_{357272} = (-1, 1, 1 \mid 1, 0)$$

template  $t_{27}$ 

$$16a_{106900} = (1, 0, 2 \mid 1, 0)$$

$$16a_{155718} = (1, 0, -1 \mid 1, 0)$$

$$16a_{359219} = (0, -2, -1 \mid 0, -1)$$

template  $t_{28}$ 

$$14a_{19517} = (1, 0, 0, -1 \mid 1, -1)$$

$$16a_{309401} = (2, 0, 0, -1 \mid 1, 0)$$

$$16a_{354193} = (1, 0, 0, -2 \mid 1, 0)$$

$$16n_{925482} = (2, -1, 0, 2 \mid 1, 0)$$

## REFERENCES

- [1] K. Boyle, N. Rouse and B. Williams: *A classification of symmetries of knots*, preprint (2023), arxiv:math.GT/2306.04812
- [2] M. Culler, N.M. Dunfield, M. Goerner and J. Weeks: *SnapPy, a computer program for studying the geometry and topology of 3-manifolds*
- [3] N.M. Dunfield and S. Gong: *Ribbon concordances and slice obstructions: experiments and examples*, in preparation/personal communication
- [4] E. Flapan: *A prime strongly positive amphicheiral knot which is not slice*, Math. Proc. Camb. Philos. Soc. **100** (1986), 533–537
- [5] J. Francis: *'A fitt place for any Gentleman', Gardens, gardeners and gardening in England and Wales, c. 1560–1660*, PhD thesis, U. Birmingham (2011)
- [6] R. Hartley and A. Kawachi: *Polynomials of amphicheiral knots*, Math. Ann. **243** (1979), 63–70
- [7] J. Hoste, M. Thistlethwaite and J. Weeks: *The first 1,701,936 knots*, Math. Intell. **20** (1998), 33–48
- [8] S. Jabuka and S. Naik: *Periodic knots and Heegard Floer correction terms*, J. Eur. Math. Soc. **18** (2016), 1651–1674
- [9] J. Hoste and M. Thistlethwaite: *Knotscape – providing convenient access to tables of knots (software)*, 1999
- [10] C. Lamm: *The search for nonsymmetric ribbon knots*, Exp. Math. **30** (2021), 349–363
- [11] C. Lamm: *Symmetric diagrams for all strongly invertible knots up to 10 crossings*, preprint (2022), arxiv:math.GT/2210.13198
- [12] C. Lamm: *The enumeration of doubly symmetric diagrams for strongly positive amphicheiral knots*, in preparation
- [13] D.D. Long: *Strongly plus-amphicheiral knots are algebraically slice*, Math. Proc. Camb. Philos. Soc. **95** (1984), 309–312
- [14] B. Owens and F. Swenton: *An algorithm to find ribbon disks for alternating knots*, Exp. Math. (2023), online version
- [15] A. Ranicki: *On signatures of knots. For Cherry Kearton*, slides for a talk at Durham (2010)
- [16] A. Sartori: *Polinomi di Alexander e nodi slice*, Master thesis, U. Pisa (2010)
- [17] A. Segre: *Untangling the knot: Garden design in Francesco Colonna's Hypnerotomachia Poliphili*, Word & Image **14** (1998), 82–108

Christoph Lamm  
Rückertstr. 3, 65187 Wiesbaden  
Germany  
e-mail: christoph.lamm@web.de