

Face sizes and the connectivity of the dual

Gunnar Brinkmann*, Kenta Noguchi†, Heidi Van den Camp‡

Abstract

For each $c \geq 1$ we prove tight lower bounds on face sizes that must be present to allow 1- or 2-cuts in simple duals of c -connected maps. Using these bounds, we determine the smallest genus on which a c -connected map can have a simple dual with a 2-cut and give lower and some upper bounds for the smallest genus on which a c -connected map can have a simple dual with a 1-cut.

Keywords: connectivity, dual, map, face size

1 Introduction

In this article we use the word *map* for a simple connected graph with a cellular embedding in an orientable surface. In cases where multi-edges are allowed this is explicitly mentioned. Applying well known operations like e.g. dual, truncation, ambo, or others to maps can change important properties of the maps. An important property never changed when operations are applied to polyhedra (plane, 3-connected maps) is 3-connectivity. This property is not only relevant in topological graph theory when wanting to guarantee polyhedral embeddings, but also in structural graph theory where graphs with cuts of size one or two are often considered trivial – e.g. when discussing snarks or in some cases when talking about hamiltonian cycles, where such cuts imply a partition of each hamiltonian cycle into two parts with a priori known sets of vertices or even forbid hamiltonian cycles. Unless girth restrictions are imposed on the graph, 3-connectivity of the dual is also the best one can hope for, as triangles induce 3-cuts in the dual.

Among all symmetry preserving operations (characterized e.g. in [2]), the operation dual is not only the most important and best known, but also the one that can have the strongest impact on the connectivity of the graph. In [9] it is shown that, when applied to maps with a simple dual, all operations are guaranteed to preserve 3-connectivity – except for the dual itself. In [1] it has been shown that also requiring higher connectivity does not help: for each $c > 0$ there are c -connected maps with a simple dual that has a 2-cut or even a 1-cut. The first can already happen for maps with a genus only one higher than the minimum genus $g_{min}(c)$ of an orientable surface on which a c -connected graph can be embedded. We have $g_{min}(c) = 0$ for $c \leq 5$ and $g_{min}(c) = \lceil (c-2)(c-3)/12 \rceil$ for $c \geq 6$ [7]. Following [1], for $k \in \{1, 2\}$, we define $\delta_k(c)$ as the smallest genus of an orientable surface on which c -connected maps can be embedded with a simple dual with a k -cut.

This problematic behaviour of the operation dual makes it relevant to find criteria guaranteeing that also the dual is 3-connected. In [3] it is shown that in case the map is polyhedral,

*Applied Mathematics, Computer Science, and Statistics, Ghent University, Krijgslaan 281 S9, B 9000 Ghent. E-mail address: gunnar.brinkmann@ugent.be

†Corresponding author

Department of Information Sciences, Tokyo University of Science, 2641 Yamazaki, Noda, Chiba 278-8510, Japan. E-mail address: noguchi@rs.tus.ac.jp

‡Applied Mathematics, Computer Science, and Statistics, Ghent University, Krijgslaan 281 S9, B 9000 Ghent. E-mail address: heidi.vandencamp@ugent.be

polyhedrality and therefore also 3-connectivity is preserved by all operations – including the dual. Polyhedrality is a very strong requirement and many graphs do not allow polyhedral embeddings on any orientable surface, so less restrictive criteria, that still guarantee 3-connectivity, can be very useful.

In this paper we will give a criterion guaranteeing 3-connectivity, resp. 2-connectivity, of simple duals only based on face sizes. We will denote the size of a face f in a map as $d(f)$. As a corollary of the main results, also questions from [1] are answered: while it was shown in [1] that for $c \geq 7$ $\delta_2(c) \leq g_{min}(c) + 1$, it was explicitly asked whether this bound is sharp or whether for some $c > 2$ we have $\delta_2(c) = g_{min}(c)$. We will show that $\delta_2(c) = g_{min}(c) + 1$ for all $c > 2$. We will also give better bounds on $\delta_1(c)$: the upper bound for $\delta_1(c)$ proven in [1] is $(c^2 + 6c - 5)/4$ – so instead of a small additive constant like for $\delta_2(c)$, the bound is a constant factor away from $g_{min}(c)$. We will – at least for $c = 12s + 8$ with $s \geq 2$ – improve this bound to $\delta_1(c) \leq g_{min}(c) + 3$ and prove that for all c we have $\delta_1(c) \geq g_{min}(c) + 2 > \delta_2(c)$.

2 Basic results and notation

Graphs $G = (V, E)$ embedded in an orientable surface \mathbb{S}_g of genus g – or with other words *maps* of genus g – can be described by a function $\phi : G \rightarrow \mathbb{S}_g$ describing the graph as a subset of a topological surface, or (if the embedding is cellular) by a rotation system [4, 6]. In the first case the embedding is *cellular* if $\mathbb{S}_g \setminus \phi(G)$ is a disjoint union of open disks (2-cell regions). These regions are called faces. A rotation system represents each edge by two oppositely directed oriented edges and for each vertex a rotational order of edges starting at this vertex is defined. In this case the faces are closed directed walks (called facial walks) of directed edges $e_1, e_2, \dots, e_k = e_1$ obtained by following an oriented edge e in one direction, then taking the next in rotational order of the inverse of e as new edge until one returns to the first edge and traverses it in the same direction. By abuse of language we sometimes refer to *an edge* when in fact *one of the oriented versions of the edge* is meant. This will not cause misunderstandings. An *angle* of a directed cyclic walk $e_1, e_2, \dots, e_k = e_1$ is a pair (e_i, e_{i+1}) . For details and the equivalence of the two approaches we refer the reader to [4, 6]. If one interprets the order of edges as clockwise, the face can be said to be *on the left* of the facial walk. We will often by abuse of language use the graph notion $G = (V, E)$ and when talking about a map G implicitly assume a rotation system or the function describing the graph on the surface to be given. The dual $G^* = (V^*, E^*)$ of a map $G = (V, E)$ is the map where the faces of G are the vertices, together with a rotation system (resp. a function $\phi^* : G^* \rightarrow \mathbb{S}_g$) induced by the rotation system (the function ϕ) of G . There is a natural bijection between E and E^* . We denote the edge of G^* corresponding to the edge e of G as e^* and analogously for sets of edges. As the vertices of a dual map $G^* = (V^*, E^*)$ are the faces of the original map G , for an element $f \in V^*$ we can also refer to the face f of G (and analogously for vertices of G). For details on the dual see again [4, 6].

Let $G = (V, E)$ be a connected graph and $X, Y \subseteq V$, $X \cap Y = \emptyset$. Then $E[X, Y]$ denotes the set of edges of G with one end in X and the other end in Y . The set $E[X, V \setminus X]$ is an *edge cut* of G induced by X . If an edge cut consists of k edges, then it is called a *k-edge cut*. A *cut-set*, or more specific *k-cut*, of a connected graph is a set $T \subseteq V$ of k vertices such that $G \setminus T$ is not connected. A *separating k-cycle* of G is a cycle so that the vertices in the cycle are a *k-cut*.

The following lemma about the relation between an edge-cut in the dual and separating cycles in the original graph is folklore for plane graphs, but needs a few words in the general case. For a set Y of faces of a graph $G = (V, E)$ we define $V(Y) = \{v \in V \mid \exists f \in Y, e \in f, v \in e\}$ and $E(Y) = \{e \in E \mid \exists f \in Y, e \in f\}$. For Y a set of edges we define $V(Y) = \{v \in V \mid \exists e \in Y, v \in e\}$.

We say that a set K of edges is *dual-separating* in a map $G = (V, E)$, if K^* is an edge-cut in G^* .

Lemma 1. *Let $G = (V, E)$ be a map with a simple dual $G^* = (V^*, E^*)$ and let $K \subset E$ be a dual-separating set of edges. Let $X_f \subset V^*$ be a set of vertices inducing the edge cut $K^* \subset E^*$ of G^* . Note that the elements of X_f are faces of G .*

Then we have the following properties:

- (i): $\forall e \in K$: e is incident with one face in X_f and one face in X_f^c .
- (ii): If $v, v' \notin V(K)$, $v \in V(X_f)$, $v' \in V(X_f^c)$, then there is no path from v to v' without vertices in $V(K)$. So if such v, v' exist, $V(K)$ is a cut-set.
- (iii): K can be decomposed into cyclic directed walks Z_1, \dots, Z_m , so that $\{e \in E(X_f) \mid e \cap V(K) \neq \emptyset\}$ is exactly K together with all edges e for which an angle (e', e'') in one of Z_1, \dots, Z_m exists, so that e comes after the inverse of e' and before e'' in the cyclic order around the endpoint of e' – or informally speaking: together with all edges on the left of and incident to Z_1, \dots, Z_m . The cyclic walks Z_1, \dots, Z_m are facial walks in the components of the graph induced by K with the embedding induced by G .
- (iv): $|V(K)| \leq |K|$.

Proof. Part (i) is a trivial consequence of the fact that edges $e^* \in K^*$ have one endpoint in X_f and one in X_f^c .

For part (ii) let $v = v_1, v_2, \dots, v_n = v'$ be a path from v to v' . Any vertex belonging to a face of X_f as well as to a face of X_f^c is contained in an edge of K , as in the cyclic order of faces around the vertex there must be edges separating X_f and X_f^c . So v_1 is only in a face of X_f and v_n is only in a face of X_f^c . If v_l is the last vertex only in a face of X_f , then v_{l+1} is in a face of X_f^c – and as all edges incident to v_l are in faces of X_f , so is the edge $\{v_l, v_{l+1}\}$ and v_{l+1} is in faces of both – X_f and X_f^c – and therefore in an edge of K .

For part (iii) we choose the cyclic walks as follows: we consider the components of the graph formed by K as embedded subgraphs of G . Let C be such a subgraph. For each edge e of C we choose the facial walk with the face of X_f neighbouring e on the left as one of the cyclic walks. As each facial walk neighbours only faces of X_f or only faces of X_f^c on the left (otherwise these faces would be separated by an edge) and as each edge in C has a face of X_f on exactly one side, we choose each edge of C for exactly one cyclic walk.

Let now Z be one of the cyclic walks chosen this way and (e', e'') be an angle of Z . Then edges on the left hand side – that is: all edges occurring in the cyclic order after the inverse of e' and before e'' – belong to faces in X_f , as otherwise e'' would not be the next edge to the inverse of e' in the order. If on the other hand an edge $e \in E(X_f)$ is incident to a vertex v of $V(K)$ and $e \notin K$, we can follow the cyclic order around v in counterclockwise direction until the first edge in K (that is the inverse of e') and in clockwise direction until we find e'' . The pair (e', e'') is an angle of one of the cyclic directed walks.

Part (iv) follows directly from (iii). □

We will investigate c -connected graphs. The more faces an embedding has, the smaller the genus, so the theoretically optimal case (which is of course not always possible) is when all faces are triangles. For an embedded graph $G = (V, E)$ with F the set of faces we call

$$f^+(G) = \sum_{f \in F(G)} (d(f) - 3)$$

the *face excess*. The smallest possible number of vertices of a c -connected graph is $c + 1$. The vertex excess is defined as

$$v^+(G) = |V| - (c + 1).$$

With this notation, we can formulate the following lemma, which will be used later:

Lemma 2. *Let $c \geq 6$ be an integer and G be a simple map of genus g with minimum degree at least c , and let v_x, f_x be so that $v^+(G) \geq v_x$, and $f^+(G) \geq f_x$.*

Then $g \geq \lceil \frac{(c-2)(c-3)}{12} + \frac{(c-6)v_x}{12} + \frac{f_x}{6} \rceil \geq g_{\min}(c) + \lfloor \frac{(c-6)v_x}{12} + \frac{f_x}{6} \rfloor$.

Proof. Counting edges in each face we have $3|F(G)| + f_x \leq 2|E(G)|$. As G has minimum degree c we have $|E(G)| \geq \frac{c|V(G)|}{2}$, and by definition $|V(G)| \geq c + 1 + v_x$.

Substituting these inequalities into Euler's formula, we get

$$2 - 2g \leq |V(G)| - |E(G)| + \frac{2|E(G)| - f_x}{3} = |V(G)| - \frac{|E(G)|}{3} - \frac{f_x}{3} \leq |V(G)| - \frac{c|V(G)|}{6} - \frac{f_x}{3}$$

so

$$\begin{aligned} g &\geq \frac{(c-6)|V(G)|}{12} + \frac{f_x}{6} + 1 \geq \frac{(c-6)(c+1+v_x)}{12} + \frac{f_x}{6} + 1 \\ &= \frac{(c-2)(c-3)}{12} + \frac{(c-6)v_x}{12} + \frac{f_x}{6} \end{aligned}$$

□

Remark 1. • *Let $G = (V, E)$ be a 2-connected graph with a 2-cut $\{v_1, v_2\}$. Then there exists a k -edge cut with $k \leq \lfloor \frac{d(v_1)+d(v_2)}{2} \rfloor$ induced by a set $X \subset V$ containing v_1 and v_2 and all edges in the edge cut are incident with one of v_1, v_2 .*

- *Let $G = (V, E)$ be a connected graph with cut-vertex v . Then there exists a k -edge cut with $k \leq \lfloor \frac{d(v)}{2} \rfloor$ induced by a set $X \subset V$ containing v and all edges in the edge cut are incident with v .*

Proof. Let C_1 be the vertex set of a component of $G \setminus \{v_1, v_2\}$ (resp. $G \setminus \{v\}$). Then at least one of $X = \{v_1, v_2\} \cup C_1$ (resp. $X = \{v\} \cup C_1$) and $X = V \setminus C_1$ has the property in the remark. □

In the following proofs we often have to distinguish between those dual-separating cycles Z that are also separating cycles and those where all vertices in faces of one of the parts are on Z . To this end we define an *empty k -circuit*, resp. an *empty k -pair* as a map on at most k vertices with a spanning k -face f_e , resp. a spanning set of two faces f_e, f'_e with $d(f_e) + d(f'_e) = k$ not sharing an edge, spanning the graph. For empty k -circuits and empty k -pairs, it is not required that the dual is simple, but it must not have loops and if the dual contains multi-edges, they must all contain f_e , resp. one of f_e, f'_e . In cases where the spanning face must be a cycle, we also write *empty k -cycle* instead of empty k -circuit. Note that empty k -circuits and empty k -pairs are embedded subgraphs of $K_{k'}$ with $k' \leq k$ the number of vertices of the map. In the context of empty circuits and pairs we call edges not on f_e or f'_e *internal*.

Remark 2.

- (i): For $k \in \{3, 4, 5\}$ there are no empty k -circuits with f_e neighbouring k pairwise different faces.
- (ii): For $k \in \{3, 4, 5\}$ there are no empty k -circuits containing a face f not sharing an edge with f_e .
- (iii): Empty 6-circuits with f_e neighbouring 6 different faces have 6 vertices and at least 13 edges.
- (iv): Empty 6-circuits with at least 3 faces and f_e neighbouring only one face f do not exist.
- (v): An empty 6-pair with f_e, f'_e neighbouring 6 different faces has 6 vertices and at least 12 edges.
- (vi): An empty 6-pair with at least 4 faces, so that f_e, f'_e share only edges with the same face f does not exist.
- (vii): Empty 7-circuits with f_e neighbouring 7 different faces have 7 vertices and at least 15 edges.
- (viii): Empty 7-circuits with at least 3 faces, and f_e neighbouring only one face f do not exist.
- (ix): An empty 7-pair with f_e, f'_e neighbouring 7 different faces has 7 vertices and at least 14 edges.
- (x): An empty 7-pair with at least 4 faces, so that f_e, f'_e share only edges with the same face f does not exist.

Proof. (i) Such empty circuits would have genus at least one, as otherwise they would be outerplanar graphs and therefore have a vertex of degree 2, so that the two incident edges would be contained in the same two faces. As under the assumptions in (i) the empty circuit would have at least $k + 1$ faces and maximum degree at most 4, we get $|V| + |F| > |E|$ and therefore $|V| - |E| + |F| > 0$ in contradiction with genus at least 1.

(ii) The edges of f must form a cycle of edges not on f_e , which implies that the minimum degree of the vertices on f must be 4. This only leaves $k = 5$, where the only possible face f is another 5-cycle. As these two cycles contain all edges of K_5 and as f must be adjacent to 5 different faces, the (at least 10) edges of these faces not in f must be in f_e , which is a pentagon – a contradiction.

(iii) Again such an empty circuit can not be plane, so we have $|V| - |E| + |F| \leq 0$ and $|V| \leq 6, |F| \geq 7$. For $|V| = 5$ we get $|E| \geq 12$ – a contradiction – and for $|V| = 6$ we get the result.

(iv) To avoid double edges in the dual, vertices with internal edges have exactly three internal edges, which implies immediately that no two vertices of the 6-face are the same, as in that case there were only 5 vertices and a vertex with degree 5. Furthermore it implies that if such an empty 6-circuit existed, it would be an embedded K_6 . So we have 6 oriented edges leaving f_e in the cyclic walk of f and therefore also 6 different faces not sharing an edge with f_e . These 6 faces can contain at most $30 - (6 + 12) = 12$ oriented edges – a contradiction.

(v) We have 5 or 6 vertices and at least 8 faces, so we have $5 - |E| + 8 \leq 2$, so $|E| \geq 11$ (a contradiction) or $6 - |E| + 8 \leq 2$ and therefore $|E| \geq 12$.

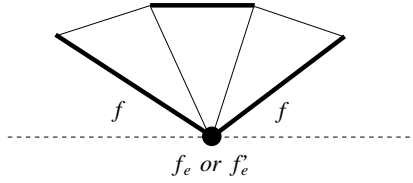


Figure 1: The rotational order around the vertices in case (x) for an embedded K_7 . Lines between f_e or f'_e and f are dashed and lines between f and faces in F_o are bold.

(vi) As there are at least 4 faces, we get analogously to (iv) that there is a vertex with 3 internal edges, implying that f_e and f'_e are disjoint and that a possible empty pair would be an embedding of K_6 . Now the same computation as in (iv) gives a contradiction.

(vii) If the empty 7-circuit contained a vertex twice, it had at most 6 vertices, so maximum degree 5 and the vertex occurring twice had at most one internal edge, so that two edges of f_e would neighbour the same face. So we have 7 vertices, at least 8 faces, and $7 - |E| + |F| \leq 0$, implying the result.

(viii) In case of (at least) two vertices in the facial walk of the 7-gon being the same vertex v , this vertex can not have interior edges, as it would need 3 interior edges in that place, giving a total degree of at least 7 while we have at most 6 vertices. On the other hand, there must be a vertex with interior edges and as each of these vertices must have 3 interior edges, we have 6 vertices and the boundary consists of a 3-cycle and a 4-cycle sharing a vertex. In this configuration, for each neighbour of v there are exactly 3 vertices to which the internal edges can go without creating double edges. This implies that the only vertex that is not a neighbour of v has also interior edges – but it has only 2 possible neighbours, as v can not have interior edges. So f_e is a simple 7-cycle.

If the 7-cycle f_e has a vertex v without interior edges, we can argue similar to (iv): as there must be a vertex with an interior edge – and therefore at least 3 interior edges – a vertex at distance 2 of v in the 7-cycle must have an interior edge, as the 4 vertices different from v and the vertices at distance 2 of v would have to form a K_4 with the interior edges, while one of the edges is already present on f_e . This again implies that all vertices but v must have interior edges. So f is at least a 13-gon and the graph is a subgraph G' of K_6 with an additional vertex connected to 2 vertices of G' . So the graph has at most 34 oriented edges. The faces different from f and f_e together have at most $34 - (7 + 13) = 14$ oriented edges, so there are at most 4 of these faces and one of them must share at least 2 edges with f – a contradiction.

In case of f_e being a 7-cycle and all vertices having interior edges, there are 7 interior oriented edges in the cyclic walk of f , so that f is at least a 14-gon. The faces f and f_e together have at least 21 oriented edges, so there are at most 21 oriented edges left for the other faces. If the set of other faces is F_o , we have $|F_o| < 7$ if $|E| < 21$ or if f contains more than 14 oriented edges, and $|F_o| \leq 7$ if $|E| = 21$. If $|E| = 21$ we have an embedding of K_7 , so if $|F_o| = 7$, together with f and f_e there are exactly 9 faces and the Euler characteristic is an odd number. So also in this case we have $|F_o| < 7$ and we again have a double edge between f and a vertex corresponding to a face in F_o .

(ix) In case of the two faces sharing a vertex, the common vertex would have degree at least 6, while there are only 6 vertices, so we have 7 vertices and at least 9 faces, so we have $7 - |E| + 9 \leq 7 - |E| + |F| \leq 2$ and therefore $|E| \geq 14$.

(x) The arguments and computations are until the point when we have an embedding of K_7 as the last open case – except for using f_e, f'_e instead of just f_e – very similar to those in the proof of (viii), so we will not repeat them. At that point we have that $|F_o| = 7$, that f

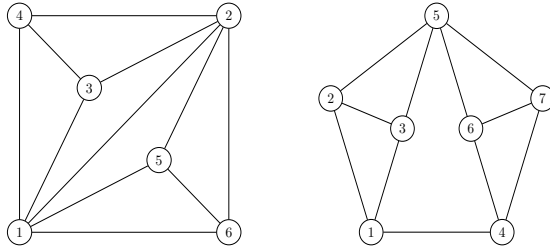


Figure 2: A 2-connected map and its dual. The map has two faces f, f' that share two vertices, so that $d(f) + d(f') = 7$ and $d(f'') = 3$ for all $f'' \notin \{f, f'\}$. The dual is simple and has a 2-cut.

is a 14-gon, and that each face in F_o is a triangle and shares one edge with f and two edges with other faces from F_o . Using the fact that the vertices have degree 6, we get the situation depicted in Figure 1. For the map formed by the vertices and edges of F_o we have 7 vertices, 14 edges and at least 8 faces: next to the 7 faces in F_o the one or two faces formed by the 7 interior edges in the facial walk of f . Due to the parity of the Euler characteristic we get that these 7 oriented edges form two faces: a triangle t and a quadrangle q . Each vertex is contained in 2 triangles of F_o with an edge in one of t, q and one with an edge in the other (as t, q are disjoint). As each vertex of t is only contained in one triangle with an edge in q , at least one of the 4 triangles in F_o with an edge in q can not have the third vertex in t – a contradiction.

□

3 Guaranteeing 3-connectedness of the dual

In order to allow small cuts in a simple dual of a simple graph, the sizes of faces and how they are situated with respect to each other play a crucial role. In this chapter we want to determine what the minimum sum of the sizes of two faces of a c -connected simple map is, so that the dual can be simple and have a 2-cut. In fact we will prove a stronger version only considering faces that intersect in a special way. To this end we define

$$\min_f^2(c) = \begin{cases} 7 & \text{if } c \in \{1, 2\} \\ 10 & \text{if } c \in \{3, 4\} \\ 12 & \text{if } c \geq 5 \end{cases} .$$

We call two faces *doubly intersecting*, if in the facial walk of one of the faces one or more vertices of the other occur at at least two places. So especially two faces sharing 2 or more different vertices are doubly intersecting. We will now state and prove our main theorem:

Theorem 1.

- (i): For each c there are c -connected maps G with two doubly intersecting faces f, f' , so that $d(f) + d(f') = \min_f^2(c)$, $d(f'') = 3$ for all $f'' \notin \{f, f'\}$, and the dual G^* is simple and has a 2-cut.
- (ii): If $G = (V, E)$ is a c -connected map with a simple dual G^* and for every two doubly intersecting faces f, f' we have $d(f) + d(f') < \min_f^2(c)$, then G^* is 3-connected.

Proof. For part (i) and $c \leq 4$, examples are given in Figure 2 and Figure 3. As shown in [1], for $c \geq 5$ the H -operation described in [1] can produce embeddings of complete graphs

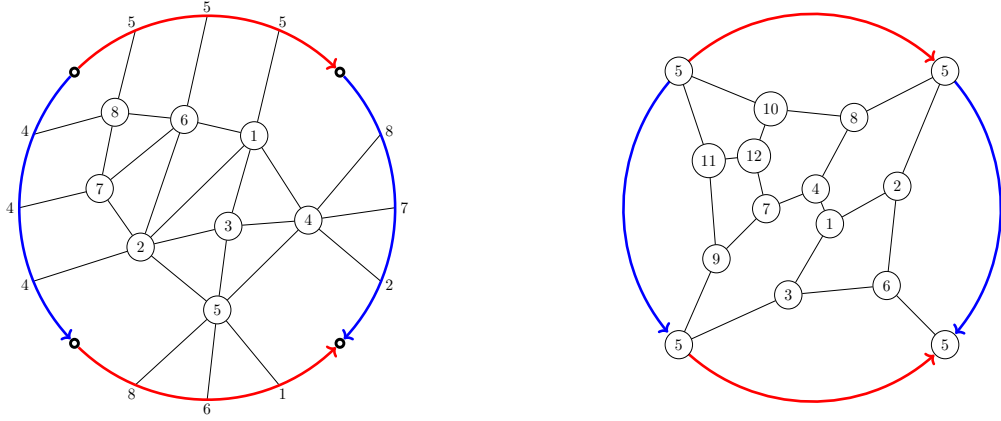


Figure 3: A 4-connected map and its dual. The map has two faces f, f' that share two vertices, so that $d(f) + d(f') = 10$ and $d(f'') = 3$ for all $f'' \notin \{f, f'\}$. The dual is simple and has a 2-cut.

for arbitrarily large c that are triangular except for two faces of size 6 sharing four vertices. These maps have a simple dual with a 2-cut.

For part (ii) and $c \in \{1, 2\}$, note that simple triangulations of any surface are 3-connected, so that at least one face of size $d(f) \geq 4$ is needed to have a 1- or 2-cut, proving the case for maps with a 1- or 2-cut. For 1- and for 2-connected graphs that are also 3-connected, the result follows from the stronger result for $c = 3$.

For $c \in \{3, 4\}$, it is sufficient to prove the result for $c = 3$. So assume that we have a 3-connected graph G with a simple dual, $d(f) + d(f') \leq 9$ for any two doubly intersecting faces, and that G^* has a 1- or 2-cut C^* . Assume first that G^* has a 1-cut or a 2-cut C^* with $d(f) + d(f') \leq 9$ for the two vertices in C^* – no matter whether they are doubly intersecting or not. As each face can have size at most six – as neighbouring faces have size at least three – we get by Remark 1 for 1-cuts as well as for 2-cuts that there exists a set X^* containing C^* , so that $E(X^*, (X^*)^c)$ is a k -edge cut in G^* with $k \leq 4$, in which all the edges are incident to a vertex of C^* . Let X be the map formed by all vertices and edges of faces of G that are in X^* . We refer to the faces in X that correspond to vertices in C^* as *cut-faces*. Due to Lemma 1, the cycle Z corresponding to $E(X^*, (X^*)^c)$ is a 3- or 4-cycle and each edge of Z is contained in one of the faces of C^* . As X^* contains a vertex not in C^* , due to Remark 2 (ii) the map X is not an empty cycle. It contains a vertex v and as each vertex on Z has three vertex disjoint paths to v , at least 3 vertices on Z are incident to edges in the cut-faces not on Z – we call those interior edges. In case of Z a 3-gon, there are no edges between vertices of Z except for those on Z . So (compare Figure 4) all paths in the facial walks of f, f' e.g. leaving Z with the internal edge $e_{1,R}$ have length at least two before reaching another vertex of Z . This gives a minimum length of 9 for the sum of the lengths of the paths. In case of only one cut-face, this is already a contradiction. In case of two cut-faces, at least one of the paths must return to the same vertex (e.g. start at $e_{1,R}$ and enter at $e_{3,L}$), which needs a path of length at least 3, so a total length of at least 10.

In case of Z a 4-gon and three vertices with interior edges, we can argue similar to the case of a 3-gon with one subdivided edge: now one of the outgoing interior edges can go directly to Z , but only one orientation of this edge can be part of a cut-face, as otherwise the vertices not in this edge would form a 2-cut. So the length of the paths between vertices of Z , but not on Z , can be one shorter, while Z is one edge longer – and we get the same contradiction.

In case of 4 vertices with interior edges, we have also 4 outgoing interior paths – and at

most two of them can have length 1, as again none of these edges can be in two outgoing interior paths without having a 2-cut. This gives a total length of at least 10 – a contradiction proving the case $c \in \{3, 4\}$ for a 1-cut or a 2-cut C^* with $d(f) + d(f') \leq 9$.

The last case is that $d(f) + d(f') > 9$. In this case we still have $d(f) + d(f') \leq 12$ as the maximum face size is six and we know that f and f' are not doubly intersecting. Then, by Remark 1, there exists a set X^* containing C^* , so that $E(X^*, (X^*)^c)$ is a k -edge cut with $k \leq 6$ in G^* , in which each edge is incident to a vertex of C^* . By Lemma 1 and as G is simple, these edges correspond to a dual separating cyclic walk or two cyclic walks Z, Z' in G (as described in the proof of Lemma 1) that are dual separating. If one of the cyclic walks (say Z_1) would contain edges of both cut-faces – so especially if we only have one cyclic walk, f and f' would be doubly intersecting: there would be at least two different places in the cyclic walk where edges of f and edges of f' meet. If these two places are at different vertices, f and f' are doubly intersecting, so assume to the contrary that there is a directed subpath of edges of f in Z_1 starting and ending at the same vertex v . If e is the first directed edge of the subpath (so it is starting in v) and e' is the last edge (so it is ending in v), by construction e, e' can not be an angle of the facial walk of f – as otherwise it would also be the next edge in Z_1 , so these two occurrences are at different positions in the facial walk of f and again we have the contradiction that f and f' are doubly intersecting.

To this end we have that Z is neighbouring f and Z' is neighbouring f' on one side and both are 3-cycles. We will first show that the faces of X^* contain a vertex not on f or f' : As f has also neighbours in X^* , there exists an edge of f that contains a vertex v of Z , but is not on Z . As a single such edge would imply a loop in G^* , there are at least two such edges at v and at least one must have the other vertex v' not on Z' as f, f' are not doubly intersecting. So v' is in a face of X^* , but neither on Z nor on Z' . So there are 3 vertex disjoint paths from v' to the set of vertices of Z and of Z' in G . Taking them as short as possible, they are entirely in faces of X^* , so at least one of Z, Z' – say Z – has at least two vertices with internal edges. As at each of these vertices we have at least 2 internal edges belonging to f and all 4 of these edges are pairwise distinct, f has at least size 7 – a final contradiction proving the statement for $c = 3$.

For $c \geq 5$ assume that we have a 5-connected graph G with a simple dual, $d(f) + d(f') \leq 11$ for any two faces doubly intersecting f, f' , and the dual G^* is simple and has a 1- or 2-cut C^* . Assume first that we have a 1-cut or that we have a 2-cut with $d(f) + d(f') \leq 11$ for the two faces f, f' corresponding to the cut-vertices (without assuming that they are doubly intersecting at this point). As each face can have size at most eight, we get by Remark 1 for 1-cuts as well as for 2-cuts that there exists a set X^* containing C^* , so that $E(X^*, (X^*)^c)$ is a k -edge cut in G^* with $k \leq 5$, in which all the edges are incident to a vertex of C^* . By Lemma 1 and as G is simple, these edges correspond to a 3-, 4- or 5-cycle Z in G neighbouring the set C of one or two faces corresponding to C^* on one side. We write X for the map of all vertices and edges of faces in X^* . In case of a 2-cut and if Z contains edges of both faces, we also have that they are doubly intersecting.

We will use the following observation:

- As G^* is simple, each face in $(X^*)^c$ can contain at most two edges of Z , as on the side of X there are at most two different faces.

As G is 5-connected, we can immediately conclude that in case of Z being a 3- or 4-cycle, at least one of the sides must be an empty cycle. As X contains at least one face that is not a cut-face, Remark 2 (ii) implies that this must be the part with faces of X^c . The observation then implies that Z is no 3-cycle and in case of a 4-cycle has exactly one edge on the side of X^c . This configuration is depicted in Figure 4. The direction of the edges shows the way they

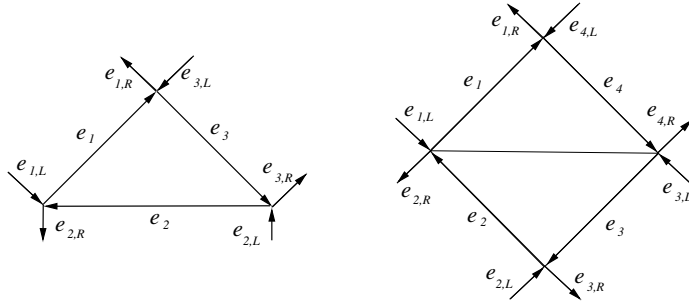


Figure 4: The configurations in case of a dual-separating 3- or 4-cycle. The configuration for the 4-cycle is for no vertex on the side not containing the cut-faces. Internal edges are drawn on the outside for better visibility.

are traversed in a facial walk with the face on the left. As we are on an orientable surface, in a facial walk one always goes from an edge $e_{i,R}$ to an edge $e_{i',L}$. Note that incoming and outgoing edges at a vertex can not correspond to the same undirected edge.

If all outgoing edges are different from incoming edges, or if the one possible outgoing edge identical to an incoming edge is present, but the facial walks of faces in C contain additional edges not incident with vertices of Z , the sum of the lengths of the faces in C is at least 12 – contradicting the assumption. These arguments imply that – up to symmetry – $e_{1,R}$ must be the same as $e_{2,L}$. If $e_{2,R}$ would go to $e_{3,L}$ or $e_{4,L}$ in the facial walk, f or f' would have a double edge in the dual contradicting the fact that G^* is simple. So it must go to $e_{1,L}$, but – as G is simple – this is only possible with an additional edge in between, which is again a contradiction.

The configuration for a dual-separating 5-cycle is depicted in Figure 5(a). We first assume that all five vertices of Z are incident to an interior edge. Figure 5(b) shows the possibilities how boundary vertices can be directly connected without creating double edges. E.g.: a directed edge from e_1 to e_2 denotes that $e_{1,R}$ can be the same edge as $e_{2,L}$, so that the boundary walk can be $\dots, e_1, e_{1,R} = e_{2,L}, e_2, \dots$. Even if all edges of the cut-faces not on Z would connect vertices of Z , the sum of the lengths would already be 10. To this end we know that there are two cut-faces, as one cut-face together with an arbitrary neighbouring face would already have length at least 13. Furthermore this implies that there is at most one occurrence of a vertex not on Z in the cyclic walks of the cut-faces. The edges of the facial walks with both endpoints on Z induce two directed cycles or one directed cycle and one directed path in the directed graph in Figure 5(b) containing all five oriented edges that the cut-faces share with Z as vertices. A directed edge between these vertices indicates that they can follow each other (with one intermediate edge) in the facial walk of the cut-faces. As there is no directed 2-cycle, there must be one cycle and one path and we can conclude that the cut-faces contain a vertex not on Z . Edges drawn parallel in Figure 5 (b) can not be contained in the same cycle or path, as they would correspond to edges with the same endpoints – this is illustrated for v_1 and v_3 . As there are no double edges, they would correspond to the same edge – traversed in opposite direction – and therefore to a loop in the dual graph. As all directed 4-cycles contain such edges, we do not have a directed 4-cycle.

These arguments imply that we have one directed cycle with three vertices (corresponding to a face of size 6) and a directed path with two vertices (corresponding to a face of size 5 containing one vertex not on Z). Up to symmetry we can assume that these are $e_1 \rightarrow e_2 \rightarrow e_4 \rightarrow e_1$ and $e_3 \rightarrow e_5$. This means that the edge $\{v_1, v_3\}$ has a cut-face on both sides and that $e_{1,R} = e_{5,L}$, so that v_1 and v_3 have only one – and in fact common – edge to the side containing the cut-faces. Removing v_2, v_4 , and v_5 , the vertices v_1 and v_3 are separated from

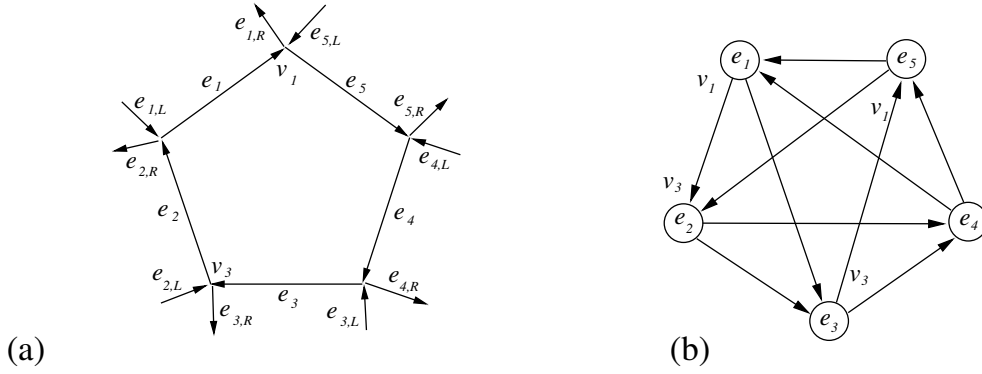


Figure 5: The configuration in case of a dual-separating 5-cycle. The right hand side shows how boundary vertices can be directly connected without creating double edges. E.g.: a directed edge from e_1 to e_2 denotes that $e_{1,R}$ can be the same edge as $e_{2,L}$, so that the boundary walk can be $\dots, e_1, e_{1,R} = e_{2,L}, e_2, \dots$

the internal vertices – e.g. from the vertex of the cut-face that is not on Z – contradicting the 5-connectivity of G .

So assume now that there is a vertex v of Z without an edge of a cut-face that is not on Z . As G is 5-connected, the other four vertices form no cutset, so at least one of the parts separated by C must not contain a vertex. As v has degree at least 5, it must have a neighbour not on Z , so the empty part must be X , but due to Remark 2 (ii) X can not be empty.

The last remaining case is that there are two cut-faces f, f' and $d(f) + d(f') > 11$. In this case we have $d(f) + d(f') \leq 16$ and that f and f' are not doubly intersecting. Then, by Remark 1, there exists a set X^* containing C^* , so that $E(X^*, (X^*)^c)$ is a k -edge cut with $k \leq 8$ in G^* , in which all the edges are incident to a vertex of C^* . By Lemma 1 and as G is simple, these edges correspond to one dual separating cyclic walk or to two cyclic walks Z, Z' in G that are dual separating. With the same arguments as for $c = 3$, we get that there are two cyclic walks and that Z is neighbouring f and Z' is neighbouring f' on one side. W.l.o.g. we either have a 3-cycle Z and a 3-, 4- or 5-cycle Z' , or two 4-cycles.

We will first show that the faces of X^* also contain vertices not on Z or Z' . Assume to the contrary that there is no such vertex. The cycle Z can not contain all edges of f , as f must have a neighbour in X^* (as a vertex of G^*). So there is an edge of f that is not on Z , but is incident to a vertex v on Z . This can not be the only such edge adjacent to v , as otherwise there would be a loop in G^* . If Z is a 3-cycle, both such edges must have endpoints on Z' , so we have two different vertices on f as well as on f' and therefore $d(f) + d(f') \leq 11$ – in contradiction to the assumptions in this case. If Z is a 4-cycle, at most one of the edges can also have the other endpoint on Z , so we have at least one endpoint w that is on f and not on Z (so on Z' and also on f'). As Z' is also a 4-cycle, we also get a vertex w' that is on f' and not on Z' (so also on Z and f). As these vertices are different, f and f' are doubly intersecting and again we have a contradiction. So the faces of X^* also contain vertices not on Z or Z' .

If both – Z as well as Z' – contained at most two vertices with neighbours in X^* and not on Z or Z' , we had a 4-cut separating the remaining vertices – that is: vertices in faces in $(X^*)^c$ and possibly also on Z, Z' – from the vertices in X^* that are not on Z, Z' . So at least one of the cycles – call it Z'' (adjacent to face f'') – has three vertices with edges not on Z'' but in a cut-face. At these vertices f'' has at least two edges not on Z'' . With $l(Z'')$

the length of Z'' and $d(Z'')$ the maximum number of edges that can connect vertices in a set of three fixed vertices of Z'' , a lower bound for the size of f is $l(Z'') + 6 - d(Z'')$. We have $l(Z'') \in \{3, 4, 5\}$ and $d(Z'') = l(Z'') - 3$ in each of these cases, so we get 9 as a lower bound for $d(f'')$ and together with an arbitrary face f''' sharing an edge with f'' we get the contradiction $d(f'') + d(f''') > 11$. □

As a corollary we have

Corollary 1. *All 3-connected maps with maximum face size 4 (e.g. quadrangulations) as well as all 5-connected maps with maximum face size 5 (e.g. pentagulations) with a simple dual have a 3-connected simple dual.*

Of course Theorem 1 can also guarantee 3-connectedness in case of larger faces if they are properly distributed among smaller faces.

Theorem 1 can also be used to answer a question from [1]:

Corollary 2. *For all $c > 2$: $\delta_2(c) = g_{min}(c) + 1$.*

Proof. In [1] this equality has been shown for $c \leq 6$. For all $c > 2$ it has been shown that $\delta_2(c) \leq g_{min}(c) + 1$. By Theorem 1, 5-connected maps with a simple dual that are not 3-connected must have $f^+ \geq 6$ and by Lemma 2 have genus at least $g_{min}(c) + 1$ if $c \geq 6$. □

4 Guaranteeing 2-connectedness of the dual

The following simple remark will be used in the proof of Theorem 2.

Remark 3. *For each c and $l \geq 3$, there exists a c -connected simple graph with one face f of size l that is a cycle and with all other faces triangles, so that f has no chords and each face shares at most one edge with f .*

Proof. W.l.o.g. let $c > 1$. Let $c' \geq l \cdot (c-1)$ be so that $(c'-2)(c'-3) \equiv 0 \pmod{12}$. Then $K_{c'+1}$ has a triangular minimum genus embedding [8] and removing one vertex we get a $(c'-1)$ -connected, so also c -connected, map with one face of size c' and the rest triangles. The face f of size c' is a simple cycle with vertices $v_0, \dots, v_{c'-1}$. We now add vertices w_0, \dots, w_{l-1} in f and for $0 \leq i \leq l-2$ connect w_i with $v_{i(c-1)}, \dots, v_{(i+1)(c-1)}$, and w_{l-1} with the remaining vertices as well as v_0 and $v_{c'-1}$. As each vertex is connected to at least c vertices of the c -connected graph, the result is c -connected. We now add edges to form a cycle w_0, \dots, w_{l-1} . It is easy to see what the rotational order around the new vertices must be to satisfy the requirements of the remark. □

Similar to the case of duals with a 2-cut, we will also precisely determine which face sizes are necessary to allow 1-cuts in the dual. In this case we consider the size of one face and define

$$\min_f^1(c) = \begin{cases} 6 & \text{if } c = 1 \\ 9 & \text{if } c \in \{2, 3\} \\ 10 & \text{if } c \in \{4, 5\} \\ 12 & \text{if } c = 6 \\ 14 & \text{if } c = 7 \\ 15 & \text{if } c \geq 8 \end{cases}.$$

Theorem 2.

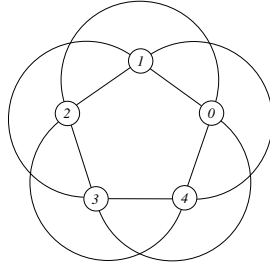


Figure 6: The central part of a construction of maps with a cut-vertex in the dual, visualized for $c = 5$.

- (i): For each c there are c -connected maps with a single face of size $\min_f^1(c)$ and all other faces triangles, for which the dual is simple and has a 1-cut.
- (ii): If $G = (V, E)$ is a c -connected map with a simple dual G^* and every face of G has size smaller than $\min_f^1(c)$, then G^* is 2-connected.

Proof. For part (i) we will give explicit constructions of such maps. For $c = 1$, two plane copies of K_4 identified at a vertex is an example. For $c \in \{2, 4\}$ the result will follow from the cases $c = 3$, resp. $c = 5$. For $c \in \{3, 5, 6, 7\}$ we will use the construction visualized for $c = 5$ in Figure 6: Let Z_c be the map (possibly first with multi-edges) with vertex set $\{0, \dots, c-1\}$ where the rotational order around vertex i is (modulo c) $i-2, i-1, i+1, i+2$. For $c = 3$ this construction produces three pairs of double edges. We subdivide the edges $\{i, i+2\}$. In each case we get one face (we call *central*) of size 9 if $c = 3$ and size $2c$ otherwise containing all edges. Except for the central face, there is one hexagon and one triangle for $c = 3$, two faces of size c if $c \in \{5, 7\}$ and one hexagon and two triangles for $c = 6$. All faces different from the central face share only edges with the central face. For odd c we can now identify each non-central face of length l with the corresponding l -face in a separate copy of the c -connected maps from Remark 3. As each such non-central face contains all vertices of Z_c , the result is c -connected, but in the dual the vertex corresponding to the central face is a cut-vertex. Furthermore all faces except the central face are triangles and share at most one edge with the central face, so that the dual is simple. For $c = 6$ we do the same for the hexagon, but for the two triangles (which together also contain all vertices) we identify them with two triangles at distance at least 2 of a sufficiently large 6-connected map on the torus.

For $c \geq 8$ we use the empty 9-cycle in Figure 7. It has triangles, one spanning 9-gon f_e , and one 15-gon f . It is a map of genus 3. The face f_e shares only edges with f . The dual of this graph has double edges, but all of them are incident to the vertex corresponding to f_e , so the map is in fact an empty 9-cycle. Identifying this 9-gon with a map from Remark 3 for c and $l = 9$, we get a c -connected map with a simple dual where f is a cut-vertex separating the triangles in the empty 9-cycle from the other faces. By construction, all faces except f – that has size 15 – are triangles.

For part (ii) the case $c = 1$ is trivial as no maps with a simple dual, a 1-cut, and all faces smaller than 6 exist, as all facial walks in the components have length at least 3. For 1-connected maps that are also 2-connected, it follows from the case $c = 2$.

So let $c \geq 2$. Assume that a c -connected map with a simple dual G^* with a cut-vertex f^* is given and that f is the face corresponding to f^* with size $d < \min_f^1(c)$. Due to Remark 1 there exists a set X^* containing f^* , so that $E(X^*, (X^*)^c)$ is a k -edge cut K^* in G^* with $k \leq d/2 \leq 7$, in which all the edges are incident to f^* . Let X , resp. X^c be the maps formed by all vertices and edges of faces of G that are in X^* , resp. $(X^*)^c$. Due to Lemma 1, the

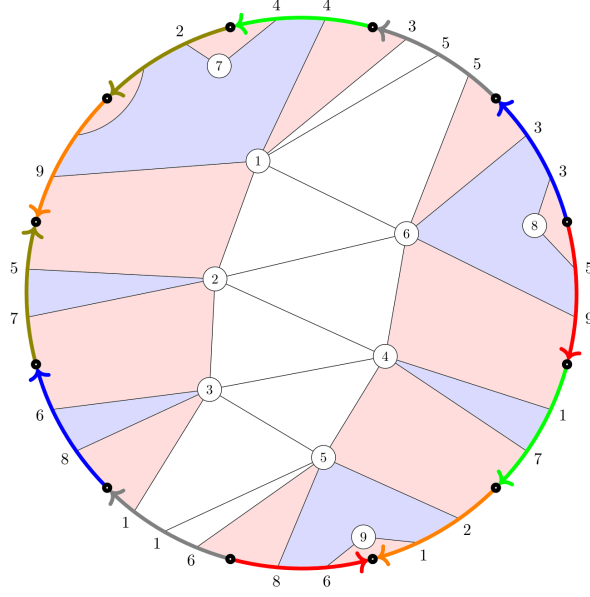


Figure 7: An empty 9-cycle with genus 3. It has a 15-gon (red) and a spanning 9-gon (blue) sharing only edges with the 15-gon. All other faces are triangles. In the (not simple) dual the 15-gon is a cut-vertex. All double edges in the dual are between the 9-gon and the 15-gon.

corresponding dual-separating set K can be decomposed into two cycles Z_1, Z_2 or one cyclic walk Z . The map X has a face not containing an edge of K and in X^c each face shares at most one edge with K , as on the side of X there is always the same face f .

If X is not an empty circuit or pair, it contains a vertex v not contained in an edge of K . Then there are – even if X^c is empty – at least $o_1 = \min\{k, c\}$ vertices on K adjacent to an *interior* edge as each vertex on K has c disjoint paths in G to v . If there is no path starting with an interior edge, there are c paths via vertices of K and the last vertices of K on these paths must be pairwise disjoint and there must be at least c of them. Nevertheless it is also in case of $c = 2$ not possible that there are just 2 vertices with an interior edge (no matter whether X is empty or not), as a vertex with an interior edge must have more than one interior edge, as the edge would otherwise correspond to a loop in the dual. So let $o = \max\{o_1, 3\}$.

Due to Remark 2 (i),(ii) for $c \in \{2, 3, 4, 5, 6\}$ (so $k \leq 5$) neither X nor X^c are empty, which gives an immediate contradiction for $c \in \{5, 6\}$, as in these cases we have one cycle Z , $l(Z) < c$, and each path connecting vertices in the two parts must pass a vertex on K .

For $c = 4$ we get (also using Remark 2) $l(Z) = 4$ and as no edge can have f on both sides, at most two of the outgoing edges can be adjacent to other vertices of Z and we get $d(f) \geq 4 + 4 + (4 - 2) = 10$ – a contradiction.

For $c \in \{2, 3\}$ we get in case of $l(Z) = 3$ that $d(f) \geq 3 + 6 = 9$, as none of the outgoing edges can go directly to a vertex on Z without creating a double edge. If $l(Z) = 4$ we get $d(f) \geq 4 + 3 + (3 - 1) = 9$ in case of 3 vertices with an interior edge (note that in this case only one interior edge can connect vertices of Z), resp. $d(f) \geq 4 + 4 + 2 = 10$ in case of 4 vertices with an interior edge – in each case a contradiction.

For $c \geq 7$ we get $k < c$, so one of X, X^c must be empty and due to Remark 2 (i),(ii) we get $k = 6$ in case $c = 7$ and $k \in \{6, 7\}$ in case $c = 8$. Due to Remark 2 (iii),(iv) in case of

one cycle of length 6 we get that X^c must be empty and contain at least 13 edges – so only two edges of the complete graph K_6 can be missing and be interior edges in f . Note that outgoing edges in the cyclic walk are pairwise different, as otherwise G had a loop. We get $d(f) \geq 6 + 6 + (6 - 2) = 16$ – a contradiction. In case of two cycles, Remark 2 (v),(vi) imply that X^c is empty and has at least 12 edges, so we get $d(f) \geq 6 + 6 + (6 - 3) = 15$ – also a contradiction.

The last remaining case is $c \geq 8$ and $k = 7$. Again it follows immediately that one of X, X^c must be empty. In case of one 7-gon, Remark 2 (vii),(viii) imply that the empty part is X^c and that it contains at least 15 edges, so at most 6 edges are missing from K_7 . We get $d(f) \geq 7 + 7 + (7 - 6) = 15$ – a contradiction.

In case of an empty 7-pair we have due to Remark 2 (ix),(x) that the empty part is again X^c and that it contains 7 vertices and at least 14 edges. In case of more than 14 edges, we have an immediate contradiction as above. In case of exactly 14 edges and 7 vertices, there are 7 edges between the 3-gon and the 4-gon, so one vertex v of the 3-gon is already in X^c adjacent to 5 vertices and at least one of the incoming and outgoing edges of f is not between vertices of K . We have $d(f) \geq 7 + 7 + 1 = 15$. □

While for $\delta_2(c)$ already in [1] it was proven that $\delta_2(c)$ is at most one larger than $g_{min}(c)$, the bound for $\delta_1(c)$ proven there is a constant factor away from $g_{min}(c)$. Nevertheless it was not proven that $\delta_1(c)$ is strictly larger than $\delta_2(c)$ for sufficiently large c . This is now an easy corollary of Theorem 2:

Corollary 3. *For all $c > 3$: $\delta_1(c) \geq g_{min}(c) + 2$, so especially $\delta_1(c) > \delta_2(c)$.*

Proof. In [1] the values of $\delta_1(c)$ were determined for $c \leq 6$. We have $\delta_1(1) = 0 = g_{min}(0)$, $\delta_1(c) = 1 = g_{min}(c) + 1$ for $c \in \{2, 3\}$. For $c \in \{4, 5\}$ it is proven that $\delta_1(c) = 2 = g_{min}(c) + 2$ and for $c = 6$ we have $\delta_1(c) = 3 = g_{min}(c) + 2$.

For $c = 7$, Theorem 2 implies that for a 7-connected map with a simple dual with a 1-cut we have $f^+ \geq 11$, so by Lemma 2, the genus is at least

$$\left\lceil \frac{(7-2)(7-3)}{12} + \frac{11}{6} \right\rceil = \left\lceil \frac{42}{12} \right\rceil = 4 = g_{min}(7) + 2$$

For $c \geq 8$ Theorem 2 implies $f^+ \geq 12$, so with Lemma 2 we have that the genus is at least $g_{min}(c) + 2$. □

Due to the term $\frac{(c-6)v_x}{12}$ in Lemma 2 there can only be a general upper bound $g_{min}(c)+d$ for $\delta_1(c)$ with d a constant, if – except for a finite number of values of c – there are embeddings of K_{c+1} of genus at most $g_{min}(c)+d$ and a simple dual with a 1-cut. So it is especially interesting to study embeddings of the complete graph. We will now give such a constant d – although unfortunately only for special values of c . Let $K_n - E(K_6)$ denote the graph obtained from K_n by deleting the edges of a complete subgraph on 6 vertices and let $c(s) = 12s + 8$. We will use the following theorem, which has been proven by Guy and Ringel [5] for $s \geq 4$ and was later improved by Sun [10, Subsection 6.4] to $s \geq 2$.

Theorem 3 ([5, 10]). *For $s \geq 2$, $K_{c(s)+1} - E(K_6)$ has a triangular embedding of genus $g_{min}(c(s)) - 3$.*

By adding edges to such an embedding of $K_{c(s)+1} - E(K_6)$ we will prove:

Theorem 4. *For $s \geq 2$ we have $\delta_1(c(s)) \leq g_{min}(c(s)) + 3$.*

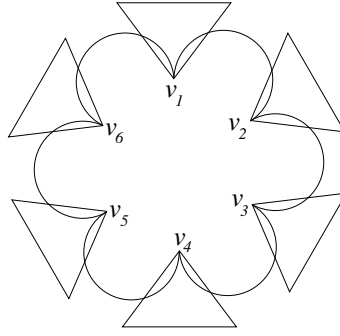


Figure 8: The rotational order around the vertices when adding a 6-cycle to an embedding of $K_{c(s)+1} - E(K_6)$. Six triangles are connected to form one 24-gon. The face on the other side of the new edges is a 6-gon. In the dual there are only double edges between the 6-gon and the 24-gon.

Proof. Let $s \geq 2$ and $G = K_{c(s)+1} - E(K_6)$ with a triangular embedding of genus $g_{min}(c(s)) - 3$. Let v_1, \dots, v_6 be the six pairwise non-adjacent vertices. As all faces are triangles, the dual is simple. As $s \geq 2$, we have $c(s) + 1 \geq 33$ and we can choose six vertex disjoint triangular faces t_1, \dots, t_6 with for $1 \leq i \leq 6$ $v_i \in t_i$. We insert the edges of a 6-cycle into these triangles in the way displayed in Figure 8. Following the oriented edges we see that the six triangles are connected to form one 24-gon f_{24} and that on the other side of the six new edges there is a 6-gon f_6 sharing only edges with the 24-gon. So we have 6 new edges and we lose 4 faces, so that the Euler characteristic is decreased by 10 and the genus is increased by 5 to $g_{min}(c(s)) + 2$.

Removing one vertex of the embedding of K_7 on the torus, we get an embedding of K_6 on the torus, which is an empty 6-circuit with – except for the 6-gon – only triangles, so that all faces sharing an edge with the 6-gon are pairwise different. Identifying this 6-gon with f_6 , the dual is simple with f_{24} as a cut-vertex in the dual separating the triangles of K_6 from the other triangles. The genus is $g_{min}(c(s)) + 3$. Note that no double edges are created, as the graph is $K_{c(s)+1}$: exactly those edges have been inserted that were deleted to form $K_{c(s)+1} - E(K_6)$. □

For $c \leq 6$ the value of $\delta_1(c)$ was already determined in [1]. Except for the first three values, all known values are $g_{min}(c) + 2$. As for large c only complete graphs can possibly realize the value $g_{min}(c) + 2$, it should be noted that for $c < 8$, complete graphs can not realize this bound: computing the number n_f of faces of a complete graph when embedded on genus $g_{min}(c) + 2$, we get for $c < 8$ that $n_f \leq \min_f^1(c)$, so that by Theorem 2 for $c < 8$ complete graphs embedded on genus $g_{min}(c) + 2$ with a sufficiently large face to allow a 1-cut in the dual have multi-edges or loops in the dual. In a final remark we will prove some new values for $\delta_1(c)$.

Remark 4.

- $\delta_1(1) = 0 = g_{min}(1)$.
- For $2 \leq c \leq 3$ we have $\delta_1(c) = 1 = g_{min}(c) + 1$.
- For $4 \leq c \leq 9$ we have $\delta_1(c) = g_{min}(c) + 2$.
- For $10 \leq c$ we have $\delta_1(c) \geq g_{min}(c) + 2$.

Proof. For $c \leq 6$, the value of $\delta_1(c)$ was already determined in [1]. For $7 \leq c \leq 9$, Corollary 3 together with Figures 9, 10, and 11 prove the remaining statements.

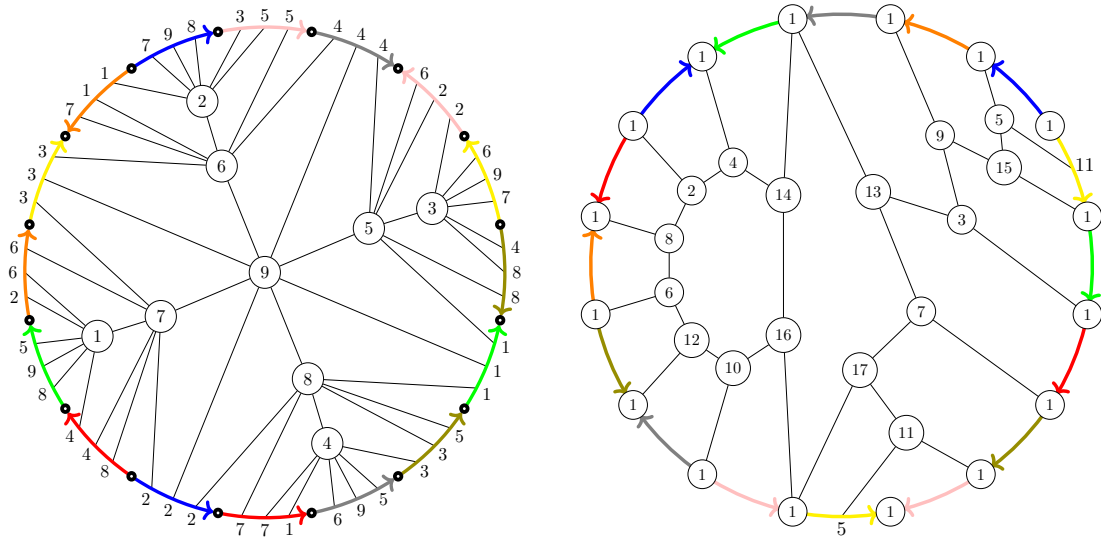


Figure 9: An embedding of K_9 minus a maximum matching of genus 4 and its dual, that is simple and has a 1-cut.

Note that for $c \geq 8$ the examples are complete graphs. □

5 Conclusion and further work

We determined exactly which face sizes must be present to allow 1- or 2-cuts in simple duals of c -connected maps. These results also helped to answer some questions from [1] and allowed to determine the value of $\delta_2(c)$ for all c . For $\delta_1(c)$ we have proven a lower bound that is larger than $\delta_2(c)$ and have proven an upper bound for some special values of c that deviates by just one from the lower bound. The question whether the lower bound – or some value close to it – is the exact value of $\delta_1(c)$ for sufficiently large c is open. In order to solve this problem for large c , it is necessary to study embeddings of complete graphs on surfaces with a genus at least two above the minimum possible genus.

References

- [1] D. Bokal, G. Brinkmann, and C. T. Zamfirescu, The connectivity of the dual, *J. Graph Theory* **101** (2022), 182–209.
- [2] G. Brinkmann, P. Goetschalckx, and S. Schein, Comparing the constructions of Goldberg, Fuller, Caspar, Klug and Coxeter, and a general approach to local symmetry-preserving operations, *Proc. of the Royal Soc. A* **473**, 2206 (2017).
- [3] G. Brinkmann, and H. Van den Camp, On local operations that preserve symmetries and on preserving polyhedrality of maps, *Ars Math. Contemp.* **24** (2024), #2.01.
- [4] J. L. Gross and T. W. Tucker, *Topological Graph Theory*, John Wiley and Sons, 1987.
- [5] R. K. Guy and G. Ringel, Triangular imbedding of $K_n - K_6$, *J. Combin. Theory Ser. B* **21** (1976), 140–145.

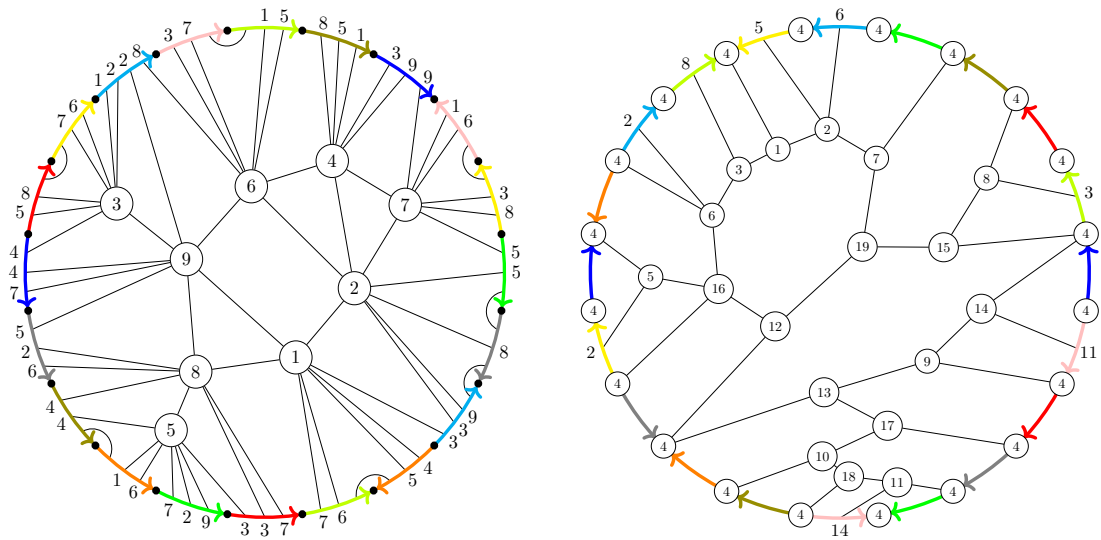


Figure 10: An embedding of K_9 of genus 5 and its dual, that is simple and has a 1-cut.

- [6] B. Mohar and C. Thomassen, *Graphs on Surfaces*, Johns Hopkins University Press, Baltimore, MD, 2001.
- [7] M. D. Plummer and X. Zha, On the connectivity of graphs embedded in surfaces, *J. Combin. Theory Ser. B* **72** (1998), 208–228.
- [8] G. Ringel, *Map Color Theorem*, **209**, Springer Science & usiness Media, 1974.
- [9] H. Van den Camp, The Effect of Symmetry-preserving Operations on 3-Connectivity, submitted, arXiv:2301.06913.
- [10] T. Sun, Simultaneous current graph constructions for minimum triangulations and complete graph embeddings, *Ars Math. Contemp.* **18** (2020), 309–337.

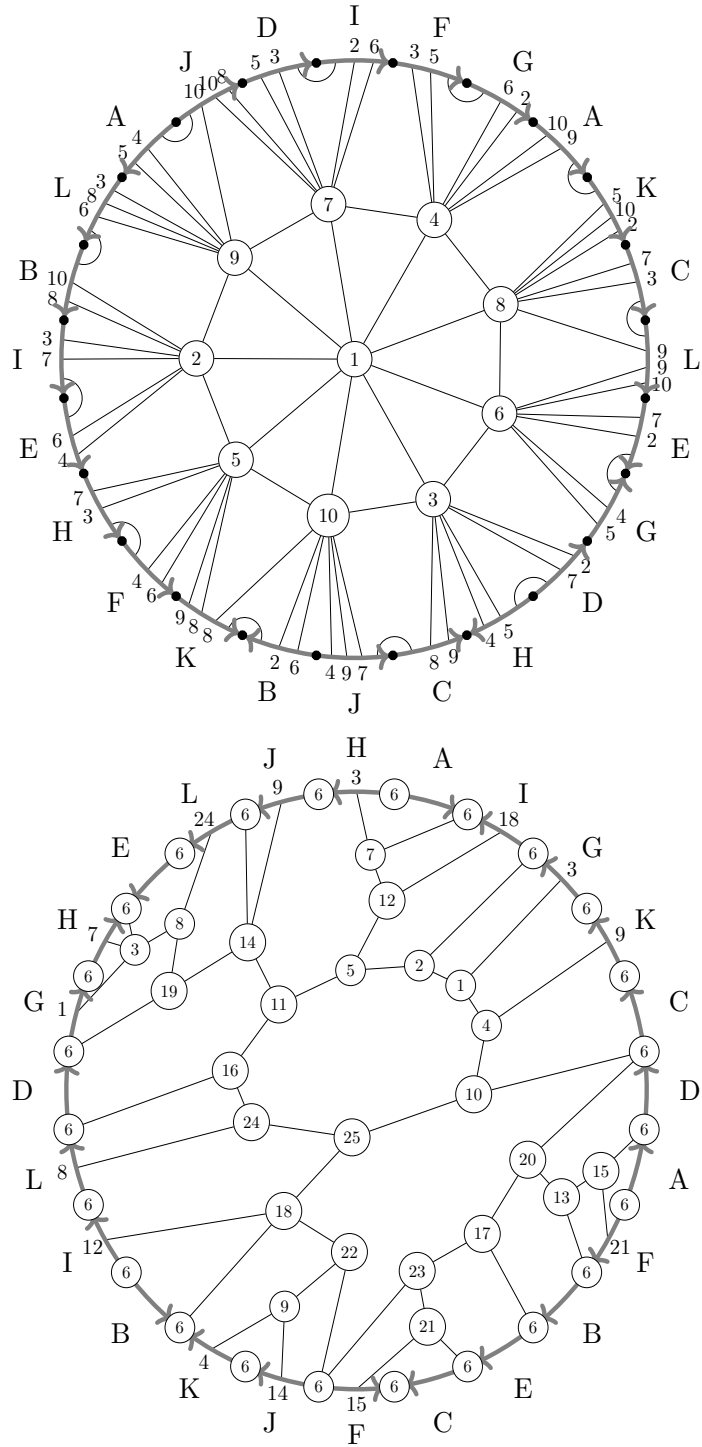


Figure 11: An embedding of K_{10} of genus 6 and its dual, that is simple and has a 1-cut. Due to the large number of edges to be identified, the edges are not coloured, but labeled, to be more easily distinguished.