

# NON-INTEGRAL BOUNDARY SLOPES OF ALTERNATING KNOTS

MASAHARU ISHIKAWA, THOMAS W. MATTMAN, AND KOYA SHIMOKAWA

ABSTRACT. We show, for every positive integer  $n$ , there is an alternating knot having a boundary slope with denominator  $n$ . We make use of Kabaya’s method for boundary slopes and the layered solid torus construction introduced by Jaco and Rubinstein and further developed by Howie et al.

## 1. INTRODUCTION

Hatcher and Thurston [5] showed every boundary slope of a 2-bridge knot is an even integer. Hatcher and Oertel [6] demonstrated that, while every rational number can be a boundary slope of a Montesinos knot, an alternating Montesinos knot has only even integral boundary slopes. They asked if this might hold more generally: Is it true that every alternating knot has only even integral boundary slopes? Kabaya [11] discovered alternating knots (including  $10_{82}$ ) having odd integral boundary slopes and even non-integral boundary slopes (e.g.,  $10_{79}$ ), by applying his method for the deformation variety [12]. In [3], Dunfield and Garoufalidis produced many additional examples of non-integral boundary slopes for alternating knots. Their examples include slopes with denominators 2, 3, and 5.

In this paper, we generate non-integral rational boundary slopes for two infinite families of alternating knots, see Figure 1.

**Theorem 1.1.** *Let  $n \geq 3$  be odd. The alternating knot  $K_n$  has boundary slope  $\frac{2n^2-10n+2}{n}$ .*

**Theorem 1.2.** *Let  $n \geq 2$  be even. The alternating knot  $J_n$  has boundary slopes  $-\frac{14n-2}{n}$  and  $-\frac{10n+8}{n+1}$ .*

As a corollary, we see that every integer is realized as a denominator.

**Corollary 1.3.** *For any positive integer  $k$ , there exists an alternating knot having a boundary slope with denominator  $k$ .*

The two knots that start our sequences were already known to have non-integral boundary slopes. The knot  $K_3$  is  $10_{79}$ , which was shown to have non-integral boundary slopes  $\pm\frac{10}{3}$  by Kabaya [11] and Dunfield and Garoufalidis [3], and  $J_2 = 11a49$  has slope  $-\frac{28}{3}$ , again by [3]. In [3], the authors give

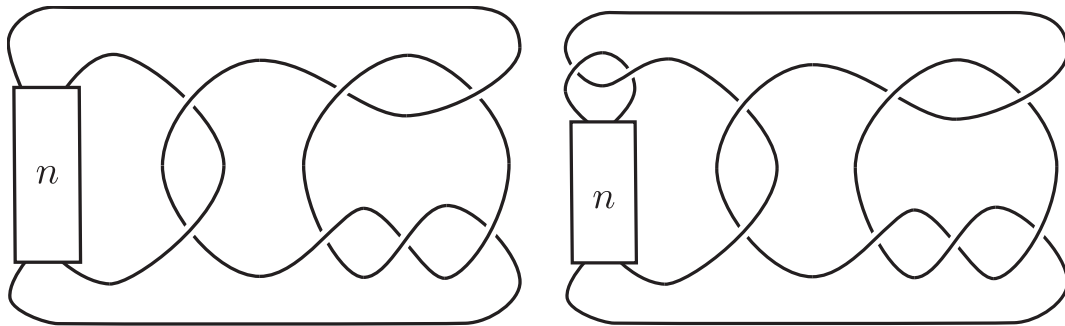


FIGURE 1. The alternating knots  $K_n$  (left) and  $J_n$  (right):  $K_3 = 10_{79}$ ,  $K_5 = 12a815$ ,  $K_7 = 14a12383$ ,  $J_2 = 11a49$ ,  $J_3 = 12a344$ ,  $J_4 = 13a1413$ . Here  $n$  indicates the number of half twists.

many examples of alternating knots with 10 to 12 crossings having non-integral boundary slopes. It seems likely that many further examples could be generated by adding twists in a twist region of one of the knots listed by Dunfield and Garoufalidis. For example, although we do not prove it here, for  $n$  odd,  $-\frac{14n+12}{n+1}$  and  $-\frac{18n-2}{n}$  are boundary slopes of  $J_n$ . Indeed, in [3], the authors show that  $J_3 = 12a344$  has boundary slopes  $-\frac{52}{3}$  and  $-\frac{27}{2}$ .

The knots in the  $K_n$  family are three braids. We remark that, in unpublished work, Matsuda [13] showed that every rational number occurs as the boundary slope of a three-braid knot.

Our method is inspired by the layered solid torus technique for calculating  $A$ -polynomials described by Howie et al. in [7, 8]. We construct explicit triangulations of the complements of  $K_n$  and  $J_n$  so that adding a tetrahedron to  $K_n$ 's triangulation gives that of  $K_{n+2}$  and similarly for the  $J_n$  sequence.

This paper presents further evidence that boundary slopes of alternating knots behave in unexpected ways. Earlier we [9] showed that the diameter of the set of boundary slopes can become arbitrarily large compared to the crossing number. Here, we have realized every denominator, but the growth of denominators found in this paper is more controlled. The denominators  $n$  and  $n+1$  (ignoring possible cancelation with the numerator) that appear in Theorems 1.1 and 1.2 are linear in the crossing number:  $\text{cr}(K_n) = n+7$  and  $\text{cr}(J_n) = n+9$ . There is also a linear relationship with the number of tetrahedra in the triangulations used in our argument:  $\frac{n+25}{2}$  for  $K_n$  and  $\frac{n+34}{2}$  for  $J_n$ .

We close this section with the following problem.

**Problem 1.4.** *Given a rational number  $\frac{p}{q}$ , is there an alternating knot with a boundary slope  $\frac{p}{q}$ ?*

In the next section we review Kabaya's method for calculating boundary slopes. In Sections 3 and 4, respectively, we prove Theorems 1.1 and 1.2.

## 2. KABAYA'S METHOD

In this section, we recall Kabaya's method [12]. He used this method to obtain ideal points of the complement of a pretzel knot in [4].

Let  $N$  be an orientable complete hyperbolic 3-manifold of finite volume with cusps. We consider an ideal triangulation of  $N$  with  $n$  ideal tetrahedra with corresponding complex parameters  $z_\nu$  ( $1 \leq \nu \leq n$ ). Let  $z'_\nu = \frac{1}{1-z_\nu}$  and  $z''_\nu = 1 - \frac{1}{z_\nu}$ . Each edge of an ideal tetrahedron has the complex parameter  $z_\nu$ ,  $z'_\nu$  or  $z''_\nu$ . The opposite edge of the tetrahedron has the same parameter. We put  $w_\nu = 1 - z_\nu$ . Then we have  $z'_\nu = \frac{1}{w_\nu}$  and  $z''_\nu = -\frac{w_\nu}{z_\nu}$ .

Let  $e_i$  be the  $i$ th edge of the ideal triangulation of  $N$ . Let  $p_{i,\nu}$  (resp.  $p'_{i,\nu}, p''_{i,\nu}$ ) be the number of edges of the  $\nu$ th ideal tetrahedra attached to  $e_i$  whose parameter is  $z_\nu$  (resp.  $z'_\nu, z''_\nu$ ). For an edge  $e_i$ , we define  $g_i$  ( $1 \leq i \leq n$ ) as follows.

$$g_i = \prod_{\nu=1}^n (z_\nu)^{p_{i,\nu}} (z'_\nu)^{p'_{i,\nu}} (z''_\nu)^{p''_{i,\nu}} = \prod_{\nu=1}^n (-1)^{p''_{i,\nu}} (z_\nu)^{p_{i,\nu} - p''_{i,\nu}} (w_\nu)^{p''_{i,\nu} - p'_{i,\nu}} = \prod_{\nu=1}^n (-1)^{p''_{i,\nu}} (z_\nu)^{r'_{i,\nu}} (w_\nu)^{r''_{i,\nu}},$$

where  $r'_{i,\nu} = p_{i,\nu} - p''_{i,\nu}$  and  $r''_{i,\nu} = p''_{i,\nu} - p'_{i,\nu}$ . The equation  $g_i = 1$  is called a *gluing equation*. If  $g_i = 1$  for any  $i$ , then the triangulation gives a representation of  $\pi_1(N)$  to  $\text{PSL}(2, \mathbb{C})$ . As  $g_1 \cdots g_n = 1$ , we can remove one of the equations. For example, consider the first  $n-1$  equations  $g_1, \dots, g_{n-1}$ . Let  $r_i = (r'_{i,1}, r''_{i,1}, \dots, r'_{i,n}, r''_{i,n})$ . The *matrix*  $R$  is defined by

$$R = \begin{pmatrix} r_1 \\ \vdots \\ r_{n-1} \end{pmatrix} = \begin{pmatrix} r'_{1,1} & r''_{1,1} & \cdots & r'_{1,n} & r''_{1,n} \\ \vdots & \vdots & & \vdots & \vdots \\ r'_{n-1,1} & r''_{n-1,1} & \cdots & r'_{n-1,n} & r''_{n-1,n} \end{pmatrix}$$

Let  $\mathfrak{m}$  and  $\mathfrak{l}$  be simple closed curves on a component  $T$  of  $\partial N$  generating  $H_1(T, \mathbb{Z})$ . We assume that  $\mathfrak{m}$  and  $\mathfrak{l}$  do not meet the vertices of the triangulation of  $T$ . When  $\mathfrak{m}$  goes through a 2-simplex,

it meets two edges of the simplex. We pick up the complex parameter that corresponds to the vertex joining the two edges of the simplex. Let  $\mu$  be the product of these parameters. We define  $\lambda$  for  $\mathfrak{l}$  in the same way. Then we have

$$\mu = \pm \prod_{\nu=1}^n (z_\nu)^{m'_\nu} (w_\nu)^{m''_\nu}, \quad \lambda = \pm \prod_{\nu=1}^n (z_\nu)^{l'_\nu} (w_\nu)^{l''_\nu},$$

We also use  $\mathfrak{m}$  and  $\mathfrak{l}$  to denote the vectors  $\mathfrak{m} = (m'_1, m''_1, \dots, m'_n, m''_n)$  and  $\mathfrak{l} = (l'_1, l''_1, \dots, l'_n, l''_n)$ .

Let  $\mathcal{D}$  be the affine algebraic set defined by the set of gluing equations. If points on  $\mathcal{D}$  approach an ideal point, then  $z_\nu$  goes to 0, 1 or  $\infty$ . Let  $I = (i_1, \dots, i_n)$  be a vector where  $i_\nu = 0, 1$  or  $\infty$ . We define  $r(I)_{j,k}$  and the *degeneration matrix*  $R(I)$  as follows.

$$r(I)_{j,k} = \begin{cases} r''_{j,k} & \text{if } i_k = 1, \\ r'_{j,k} & \text{if } i_k = 0, \\ -r'_{j,k} - r''_{j,k} & \text{if } i_k = \infty \end{cases}$$

$$R(I) = \begin{pmatrix} r(I)_{1,1} & \cdots & r(I)_{1,k} & \cdots & r(I)_{1,n} \\ \vdots & & \vdots & & \vdots \\ r(I)_{n-1,1} & \cdots & r(I)_{n-1,k} & \cdots & r(I)_{n-1,n} \end{pmatrix}$$

The square matrix  $R(I)_k$  is obtained by removing the  $k$ th column of  $R(I)$ .

$$R(I)_k = \begin{pmatrix} r(I)_{1,1} & \cdots & \widehat{r(I)_{1,k}} & \cdots & r(I)_{1,n} \\ \vdots & & \vdots & & \vdots \\ r(I)_{n-1,1} & \cdots & \widehat{r(I)_{n-1,k}} & \cdots & r(I)_{n-1,n} \end{pmatrix}$$

Here the hat means to delete the entry. Then we define the *degeneration vector* of  $I$  by using the determinant of  $R(I)_k$ 's.

$$d(I) = (d_1, \dots, d_n) = (\det R(I)_1, -\det R(I)_2, \dots, (-1)^{n-1} \det R(I)_n)$$

Let  $d'_i = d_i/c$ , where  $c = \gcd(d_1, \dots, d_n)$ . In [12, Theorem 4.1], it is shown that if all the entries of  $d(I)$  are positive (or negative), then there is a corresponding ideal point of  $\mathcal{D}$  and the number of such ideal points is  $c$ .

Let  $v$  be the valuation associated with an ideal point of  $\mathcal{D}$  with the degeneration vector  $d = (d_1, \dots, d_n)$ . Let  $\rho_1 = (1, 0)$ ,  $\rho_0 = (0, -1)$  and  $\rho_\infty = (-1, 1)$ . At an ideal point  $(-\log |w_\nu|, \log |z_\nu|)$  diverges to one of these directions. The valuation of  $\mu$  and  $\lambda$  can be calculated as follows (Remark 4.4 in [12]).

$$v(\mu) = \sum_{\nu=1}^n (m'_\nu v(z_\nu) + m''_\nu v(w_\nu)) = m \wedge (|d'_1| \rho_{i_1}, \dots, |d'_n| \rho_{i_n}),$$

$$v(\lambda) = \sum_{\nu=1}^n (l'_\nu v(z_\nu) + l''_\nu v(w_\nu)) = l \wedge (|d'_1| \rho_{i_1}, \dots, |d'_n| \rho_{i_n}),$$

where  $m = (m'_1, m''_1, \dots, m'_n, m''_n)$ ,  $l = (l'_1, l''_1, \dots, l'_n, l''_n)$ , and  $x \wedge y = \sum_{k=1}^n x'_k y''_k - x''_k y'_k$  for  $x = (x'_1, x''_1, \dots, x'_n, x''_n)$  and  $y = (y'_1, y''_1, \dots, y'_n, y''_n)$ . If  $v(\mu)$  or  $v(\lambda)$  is not zero, then  $-\frac{v(\lambda)}{v(\mu)}$  is the boundary slope of an essential surface associated with the ideal point (Theorem 4.6 in [12]).




FIGURE 2. The link  $L$ . The alternating knot  $K_n$  for  $n \geq 1$  odd is obtained by  $-\frac{1}{\frac{n+1}{2}}$ -Dehn filling of the trivial component of  $L$ .

Tetrahedron	Face 012	Face 013	Face 023	Face 123
0	7(320)	12(132)	7(102)	3(302)
1	10(320)	9(302)	2(102)	2(132)
2	1(203)	6(120)	4(203)	1(132)
3	6(312)	5(213)	0(231)	13(120)
4	8(102)	5(012)	2(203)	14(132)
5	4(013)	7(132)	8(123)	3(103)
6	2(301)	15(213)	8(032)	3(120)
7	0(203)	11(310)	0(210)	5(031)
8	4(102)	10(012)	6(032)	5(023)
9	12(013)	11(213)	1(130)	13(103)
10	8(013)	11(012)	1(210)	12(120)
11	10(013)	7(310)	13(123)	9(103)
12	10(312)	9(012)	13(320)	0(031)
13	3(312)	9(213)	12(320)	11(023)
14	15(013)	15(023)	15(021)	4(132)
15	14(032)	14(012)	14(013)	6(103)

TABLE 1. A triangulation of  $L$ 's complement.

### 3. PROOF OF THEOREM 1.1

In this section, we prove Theorem 1.1. We also show that 0 and 6 are boundary slopes of  $K_n$ .

We begin by describing a triangulation of the complement of  $K_5$  and use the method of Kabaya [12] summarized in Section 2 above to calculate the boundary slopes. Next, we deploy the layered solid torus construction due to Jaco and Rubinstein [10], and further developed in the papers of Howie et al. [7, 8]. Given a triangulation of  $K_n$ , this construction supplies one for  $K_{n+2}$ . Using induction, we determine the triangulation for each  $K_n$  ( $n \geq 5$ , odd).

Kabaya [11] himself showed that 0, 6, and  $\pm\frac{10}{3}$  are slopes for  $K_3$  in 2008. Our induction begins with  $K_5 = K12a815$ , which we consider in some detail.

**3.1. Triangulation of  $K_5$ .** In this subsection we provide a triangulation for the complement of  $K_5$  and apply Kabaya's method to deduce its boundary slopes.

The knot  $K_5$  is the starting point of an induction based on fillings of the link  $L$  of Figure 2. Using SnapPy [2] we verify that Table 1 gives an ideal triangulation (in Regina [1] notation) for the

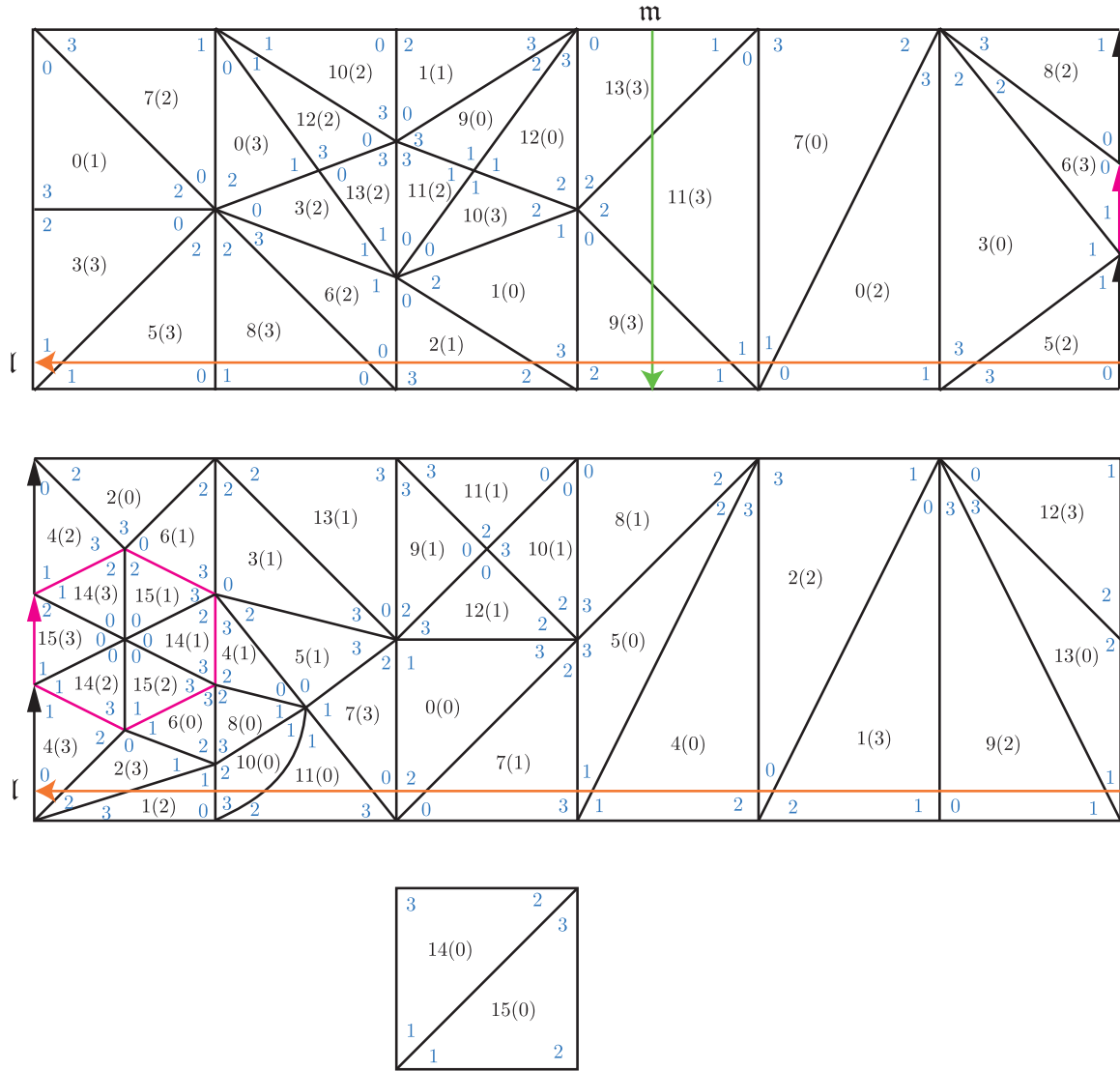


FIGURE 3. A triangulation of the two cusp link complement with homology generators  $l$  and  $m$ . The right-hand side of the top figure is identified with the left side of the middle figure. The bottom is the triangulation of the cusp of the trivial component.

Tetrahedron	Face 012	Face 013	Face 023	Face 123
4	8(102)	5(012)	2(203)	14(103)
6	2(301)	14(213)	8(032)	3(120)
14	14(320)	4(213)	14(210)	6(103)

TABLE 2. Identifications for three tetrahedra in  $K_5$ 's complement

complement of the link  $L$ . Figure 3 shows a triangulation of  $L$ 's complement with generators for the 1-dimensional homology of one boundary torus.

Due to its connection with  $L$ , the triangulation for  $K_5$ 's complement is the same except for tetrahedra 4, 6, and 14. (Also, we must remove tetrahedron 15 as there are only 15 tetrahedra for  $K_5$ , with indices  $0, 1, 2, \dots, 14$ .) See Table 2.



and

$$\ell' = (-1, -1, 1, -1, 0, -1, -1, 0, 0, 0, 1, -1, 0, -1, 1, 0, -1, 0, 0, 3, -1, 1, 3, -1, 0, 0, 1, 4, 0, 0),$$

where we have replaced the  $\mathfrak{l}$  of Figure 3 with  $\ell' = \ell \mathfrak{m}^{-4}$  to get a homologically trivial longitude.

By considering all  $3^{15}$  possibilities, we found three lists of degeneration indices that result in a degeneration vector  $d(I_i)$  whose entries are either all positive or all negative (and which, therefore, corresponds to a boundary slope).

$$I_1 = (\infty, 0, 0, 0, \infty, 0, 1, 1, 0, 0, \infty, 0, \infty, \infty, \infty),$$

$$I_2 = (\infty, \infty, 0, 0, \infty, 0, 1, \infty, \infty, 1, \infty, 1, \infty, \infty, \infty), \text{ and}$$

$$I_3 = (\infty, \infty, 0, 0, \infty, 0, 1, \infty, \infty, \infty, \infty, 1, \infty, 0, \infty).$$

We will see that the degeneration matrix for  $I_1$  is

$$R(I_1) = \begin{pmatrix} 0 & 0 & 0 & 1 & 1 & -1 & -1 & 0 & 0 & 0 & 0 & 0 & 0 & 0 & 1 \\ 1 & 0 & 0 & 1 & 0 & 0 & 0 & 0 & 0 & 0 & 0 & 0 & -1 & 1 & 0 \\ -1 & 0 & 0 & -1 & 0 & 1 & 0 & -1 & 1 & 0 & 0 & 0 & 0 & 0 & 0 \\ 0 & 1 & 0 & 0 & 0 & 0 & 0 & 0 & 0 & -1 & -1 & 1 & 1 & -1 & 0 \\ 0 & -1 & 0 & 0 & 0 & 0 & -1 & 0 & -1 & 0 & 1 & 0 & 0 & 0 & 0 \\ 0 & -1 & -1 & 0 & 0 & 0 & 0 & 0 & 0 & 1 & 0 & 0 & 0 & 0 & 0 \\ 0 & 0 & 0 & 0 & 0 & 0 & 0 & 0 & 0 & 1 & 1 & -1 & -1 & 0 & 0 \\ -1 & 0 & 0 & 0 & 0 & 0 & 0 & 0 & 0 & -1 & 0 & 0 & 1 & -1 & 0 \\ 0 & 0 & 1 & -1 & 0 & 0 & 1 & 0 & 0 & 0 & 0 & 0 & 0 & 0 & 0 \\ 1 & 0 & 0 & 0 & 0 & 0 & 0 & 1 & 0 & 0 & 0 & -1 & 0 & 1 & 0 \\ 0 & 0 & 0 & 0 & -1 & 1 & 0 & -1 & 1 & 0 & -1 & 1 & 0 & 0 & 0 \\ 0 & 0 & 0 & 0 & 0 & -1 & 0 & 1 & 0 & 0 & 0 & 0 & 0 & 0 & 0 \\ 0 & 1 & 1 & 0 & 1 & 0 & 0 & 0 & -1 & 0 & 0 & 0 & 0 & 0 & 0 \\ 0 & 0 & 0 & 0 & 0 & 0 & 1 & 0 & 0 & 0 & 0 & 0 & 0 & 0 & -2 \end{pmatrix}.$$

Indeed, the 0 entries at positions 2, 3, 4, 6, 9, 10, and 12 in  $I_1$  indicate that for  $i \in \{2, 3, 4, 6, 9, 10, 12\}$  the  $i$ th column of  $R(I_1)$  is the  $2i - 1$  column of the matrix  $R$ , the column that corresponds to the exponent of  $z_i$  in the gluing equations. Similarly, the 1's at positions 7 and 8 mean that the  $i$ th column ( $i = 7, 8$ ) of  $R(I_1)$  is the  $2i$  column (the  $w_i$  exponents) of the matrix  $R$ . For the remaining  $i \in \{1, 5, 11, 13, 14, 15\}$  with entry  $\infty$ , the  $i$ th column of  $R(I_1)$  is the negative of the sum of the  $2i - 1$  and  $2i$  columns of  $R$ .

This results in a degeneration vector

$$d(I_1) = (1, 4, 1, 5, 1, 4, 4, 4, 6, 5, 14, 9, 10, 4, 2),$$

which is an alternating sign listing of the minors of  $R(I_1)$  formed by deleting the columns one by one from left to right. Since all entries are positive, this corresponds to a boundary slope.

As described in Section 2 above, this gives valuations  $(v(\lambda), v(\mu)) = (-2, 5)$  for the meridian and longitude which shows that  $\frac{2}{5}$  is a boundary slope of  $K_5$ . For  $I_2$  we find the degeneration vector is

$$(1, 2, 1, 1, 1, 3, 1, 2, 3, 1, 1, 3, 4, 2, 2)$$

with valuations  $(v(\lambda), v(\mu)) = (6, -1)$  and a boundary slope of 6. And  $I_3$  gives vector

$$(-1, -2, -1, -1, -1, -3, -1, -2, -3, -1, -1, -2, -2, -1, -2),$$

and  $(v(\lambda), v(\mu)) = (0, 1)$  for a boundary slope of 0. In summary, we have verified that 0, 6, and  $\frac{2}{5}$  are boundary slopes of  $K_5$ .





Tetrahedron	Face 012	Face 013	Face 023	Face 123
0	7(320)	12(132)	7(102)	3(302)
1	10(320)	9(302)	2(102)	2(132)
2	1(203)	6(120)	4(203)	1(132)
3	6(312)	5(213)	0(231)	13(120)
4	8(102)	5(012)	2(203)	14(103)
5	4(013)	7(132)	8(123)	3(103)
6	2(301)	14(213)	8(032)	3(120)
7	0(203)	11(310)	0(210)	5(031)
8	4(102)	10(012)	6(032)	5(023)
9	12(013)	11(213)	1(130)	13(103)
10	8(013)	11(012)	1(210)	12(120)
11	10(013)	7(310)	13(123)	9(103)
12	10(312)	9(012)	13(320)	0(031)
13	3(312)	9(213)	12(320)	11(023)
14	15(312)	4(213)	15(013)	6(103)
15	16(312)	14(023)	16(013)	14(120)
16	17(312)	15(023)	17(013)	15(120)
17	17(320)	16(023)	17(210)	16(120)

TABLE 4. A triangulation of  $K_{11}$ 's complement.

Tetrahedron	Face 012	Face 013	Face 023	Face 123
17	18(312)	16(023)	18(013)	16(120)
18	18(320)	17(023)	18(210)	17(120)

TABLE 5. Identifications for two tetrahedra in  $K_{13}$ 's complement.

**3.2. Triangulation of  $K_n$ .** In this subsection, we use the layered solid torus construction to move from a triangulation of  $K_n$ 's complement to one for  $K_{n+2}$ . We closely follow the papers of Howie et al. [7, 8] to which we refer the reader for additional details.

Filling the cusp of  $L$  with a solid layered torus as in Figure 5 gives a triangulation of the knot complement  $K_n$ . In particular, we see that the complement of  $K_{n+2}$  is formed from that of  $K_n$  by adding a single tetrahedron. Tables 4 and 5 illustrate how the triangulation changes with this addition: the triangulations for  $K_{11}$  and  $K_{13}$  are the same except for the last two rows of the tables. Let's see how adding a tetrahedron as in Tables 4 and 5 will change the boundary slope calculations.

Given a triangulation of  $K_n$  (for  $n \geq 5$ ) we will add a tetrahedron to obtain a triangulation of  $K_{n+2}$ . As in Tables 4 and 5, let  $m = (n + 25)/2$  denote the added tetrahedron, glued so that its 012 face matches its 320 face, its 013 face matches the 023 face of tetrahedra  $m - 1$ , and its 123 face is attached to the 120 face of  $m - 1$ . This change means we will need to modify two edge equations and add an entirely new one.

Table 6 illustrates the result as we now explain. (cf. Figure 5, which illustrates the situation after adding tetrahedron  $m$ ). The last edge equation for  $K_n$  (e.g., edge 14 in Table 3) includes edge (23) of tetrahedron  $m - 1$ . Since that edge will be identified with edge (13) of tetrahedron  $m$ , we add  $m(13)$  to the last edge equation of  $K_n$ . Edge Equation 10 will show the identification of 2(03), 4(23), and 6(10) with edges in tetrahedra 14, 15, ...,  $m - 1$ . (In Figure 5, this is the edge of the top and bottom vertex of hexagon  $H$ .) In fact, for all these but the last,  $m - 1$ , the two edges (03) and (12) of each tetrahedron will be identified with the others. For  $m - 1$ , in addition, edge (02) is part of this equation. We remove  $(m - 1)(02)$  from this equation and instead add  $m(02)$ ,  $m(03)$  and  $m(12)$ .

Edge	Degree	Tetrahedra (vertices)
0	5	3 (01), 5 (12), 4 (13), 14 (13), 6 (13)
1	4	0 (13), 12 (23), 13 (02), 3 (23)
2	8	0 (12), 3 (03), 5 (23), 8 (23), 6 (23), 3 (02), 0 (23), 7 (02)
3	6	1 (01), 9 (03), 11 (23), 13 (23), 12 (02), 10(23)
4	5	1 (12), 2 (13), 6 (02), 8 (03), 10 (02)
5	7	1 (03), 2 (12), 1 (13), 9 (02), 12 (03), 13 (03), 9 (23)
6	4	9 (01), 11 (12), 10 (13), 12 (01)
7	7	0 (01), 12 (13), 9 (12), 13 (01), 3 (13), 5 (13), 7 (23)
8	7	1 (02), 10 (03), 11 (02), 13 (12), 3 (12), 6 (12), 2 (01)
9	7	0 (02), 7 (03), 11 (03), 13 (13), 9 (13), 11 (13), 7 (01)
10	$n + 3$	2 (03), 4 (23), 6(01), 14 (03), 14 (12), 15 (03), 15 (12), 16 (03), 16 (12), ... ..., $(m - 1)$ (03), $(m - 1)$ (12), $m$ (02), $m$ (03), $m$ (12)
11	6	4 (01), 5 (01), 7 (13), 11 (01), 10 (01), 8 (01)
12	6	0 (03), 7 (12), 5 (03), 8 (13), 10 (12), 12 (12)
13	7	1 (23), 2 (23), 4 (03), 5 (02), 8 (12), 4 (02), 2 (02)
14	6	4 (12), 14 (01), 14 (23), 6 (03), 8 (02), 15 (13)
15	4	14 (02), 15 (23), 16 (13), 15 (01)
16	4	15 (02), 16 (23), 17 (13), 16 (01)
17	4	16 (02), 17 (23), 18 (13), 17 (01)
$\vdots$	$\vdots$	$\vdots$
$m - 1$	4	$(m - 2)$ (02), $(m - 1)$ (23), $m$ (13), $(m - 1)$ (01)
$m$	3	$(m - 1)$ (02), $m$ (23), $m$ (01)

TABLE 6. Edge equations for  $K_{n+2}$  for  $n \geq 5$  and odd. Here  $m = (n + 25)/2$ .

Due to the way we glued in the new tetrahedron,  $m$  (12) is identified with  $(m - 1)$  (12) (see bottom vertex of  $H$  in Figure 5) and  $m$  (03) with  $(m - 1)$  (03) (top vertex of  $H$ ). Actually, the top and bottom vertices of  $H$  are the same edge, so all four of these are identified as part of edge 10 in Table 6. Since tetrahedra  $m$  is “folded” with its 012 and 320 face identified, edge (02) of  $m$  also belongs with these other edges. On the other hand, we have “unfolded”  $m - 1$  to make way for  $m$ , so  $(m - 1)$  (02) is no longer equivalent to those other edges. Instead,  $(m - 1)$  (02) is identified with  $m$  (01) and  $m$  (23) and we add a new edge equation to reflect this.

In summary, in passing from  $K_n$  to  $K_{n+2}$ , we modify the last edge equation of  $K_n$ , Equation 10 of  $K_n$ , and add a new edge equation. Table 6 illustrates the resulting edge equations for  $K_{n+2}$  ( $n \geq 5$ ).

Since the meridian and longitude do not pass through the added tetrahedron we append two zeros to  $\mathbf{m}$  and  $\mathbf{l}'$  for each tetrahedron added. On the other hand, as the linking number of the two components of  $L$  is 2 (in absolute value), to maintain a homologically trivial longitude, we subtract four meridia each time we add a tetrahedron. In other words the meridian and longitude for  $K_{n+2}$  are

(1)

$$\mathbf{m} = (0, -1, 0, 0, -1, 0, 0, 0, 0, -1, 0, \dots, 0) \text{ and}$$

$$\mathbf{l}' = (-1, -1, 1, -1, 0, -1, -1, 0, 0, 0, 1, -1, 0, -1, 1, 0, -1, 0, 0, 2n - 3, -1, 1, 2n - 3, -1, 0, 0, 1, 2n - 2, 0, \dots, 0)$$

each terminating in a sequence of  $n - 1$  0's. As for the sets of degeneration indices, we append an  $\infty$  for each tetrahedron added. With these considerations, the degeneration vectors follow a nice pattern as we now verify.

**Proposition 3.1.** *Let  $n \geq 5$  be odd. The  $I_1$  degeneration vector for  $K_n$  is*

$$(-1)^{\frac{n-1}{2}}(1, n-1, 1, n, 1, n-1, n-1, n-1, n+1, n, 3n-1, 2n-1, 2n, n-1, n-3, \dots, 4, 2).$$

*Proof of Theorem 1.1.* Kabaya [11] proved that  $\pm 10/3$  are boundary slopes of  $K_3 = 10_{79}$  and this was also shown by Dunfield and Garoufalidis [3]. Assume  $n \geq 5$ . Using the degeneration vector of Proposition 3.1 and the meridian and longitude of Equation 1, we deduce the following valuations and boundary slope by applying Theorems 4.1 and 4.6 in [12]:  $(v(\lambda), v(\mu)) = (-1)^{\frac{n-1}{2}}(-(2n^2 - 10n + 2), n)$  with boundary slope  $\frac{2n^2 - 10n + 2}{n}$ .  $\square$

**Remark 3.2.** *Let  $n \geq 5$  be odd. The  $I_2$  degeneration vector for  $K_n$  is*

$$(-1)^{\frac{n-1}{2}}(1, 2, 1, 1, 1, n-2, 1, 2, n-2, 1, 1, 3, 4, 2, n-3, n-5, \dots, 2),$$

and that for  $I_3$  is

$$(-1)^{\frac{n+1}{2}}(1, 2, 1, 1, 1, n-2, 1, 2, n-2, 1, 1, 2, 2, 1, n-3, n-5, \dots, 2).$$

For  $I_2$ :  $(v(\lambda), v(\mu)) = (-1)^{\frac{n+1}{2}}(-6, 1)$  with boundary slope 6; and for  $I_3$ :  $(v(\lambda), v(\mu)) = (-1)^{\frac{n-1}{2}}(0, 1)$  with boundary slope 0.

It remains to prove Proposition 3.1. We begin with a lemma.

**Lemma 3.3.** *Let  $n \geq 5$  be odd. The  $R(I_1)$  matrix of  $K_{n+2}$  is formed from that for  $K_n$  by adding the row  $(0, 0, 0, \dots, 0, 1, -2)$  at bottom and column  $(0, 0, 0, \dots, 0, 1, -2)^T$  at right.*

*Proof.* Let  $R_n$  denote the matrix  $R$  for  $K_n$  and let  $m = (n+25)/2$ . By induction,  $R_n$  is  $(m-1) \times 2m$ . Since we have formed  $R$  omitting the equation for edge 10, we can see the difference between  $R_{n+2}$  and  $R_n$  by keeping track of the changes to the edge equations as in our discussion of Table 6 above: we modify the last edge equation for  $K_n$  and add an entirely new one. Comparing the two matrices, we can think of  $R_{n+2}$  as being formed from  $R_n$  by appending two columns at right and a row at bottom that are zero except for three entries. In  $R_{n+2}$ , the three non-zero entries occur in the second last row and last column:  $(R_{n+2})_{m-1, 2m+2} = -1$ , and in the last row and third and second to last columns:  $(R_{n+2})_{m, 2m} = -1$  and  $(R_{n+2})_{m, 2m+1} = 2$ . The entries in the last row correspond to the added edge equation with edges  $(m-1)$  (02),  $m$  (23),  $m$  (01) while the  $-1$  in the second to last row corresponds to adding  $m$  (13) to the last edge equation for  $K_n$ .

Since  $n \geq 5$ , the last two terms in the list of degeneration indices  $I_1$  are both  $\infty$ , which means that the last two columns of the  $R(I_1)$  matrix for  $K_{n+2}$  combine the negatives of the last four columns of  $R_{n+2}$ . Since the last row of  $R_{n+2}$  is  $(0, 0, \dots, 0, -1, 2, 0)$ , the last row of  $R(I_1)$  is

$$(0, 0, 0, \dots, 0, (-1)0 + (-1)(-1), (-1)2 + (-1)0) = (0, 0, 0, \dots, 0, 1, -2)$$

as required. The last column of  $R(I_1)$  comes from the sum of the negative of the last two columns of  $R_{n+2}$ , which are all zeros, except for the last entry, which becomes  $-2$  as we just noticed, and the penultimate which combines 0 and  $-1$  to give  $(-1)0 + (-1)1 = 1$ . Thus, the last column of  $R(I_1)$  is also of the requisite form.  $\square$

*Proof of Proposition 3.1.* We use a two step induction.

As mentioned above,

$$\mathbf{d}_5 = (1, 4, 1, 5, 1, 4, 4, 4, 6, 5, 14, 9, 10, 4, 2)$$

and, by a similar, direct calculation,

$$\mathbf{d}_7 = (-1, -6, -1, -7, -1, -6, -6, -6, -8, -7, -20, -13, -14, -6, -4, -2),$$

which establishes the base cases for the induction.

Tetrahedron	Face 012	Face 013	Face 023	Face 123
0	7(123)	10(302)	15(301)	8(023)
1	3(013)	14(321)	13(231)	2(012)
2	1(123)	3(012)	4(123)	4(120)
3	2(013)	1(012)	15(312)	14(302)
4	2(312)	10(132)	5(320)	2(023)
5	11(312)	6(012)	4(320)	7(120)
6	5(013)	9(201)	10(021)	8(103)
7	5(312)	8(012)	11(320)	0(012)
8	7(013)	6(213)	0(123)	16(132)
9	6(130)	14(103)	12(123)	10(103)
10	6(032)	9(213)	0(130)	4(031)
11	12(032)	12(012)	7(320)	5(120)
12	11(013)	17(103)	11(021)	9(023)
13	17(203)	14(012)	15(032)	1(302)
14	13(013)	9(103)	3(231)	1(310)
15	16(320)	0(230)	13(032)	3(230)
16	17(102)	17(132)	15(210)	8(132)
17	16(102)	12(103)	13(102)	16(031)

TABLE 7. A triangulation of  $J_2$ .

Assume for  $n \geq 5$ , we have degeneration vectors

$$\mathbf{d}_n = (-1)^{\frac{n-1}{2}} (1, n-1, 1, n, 1, n-1, n-1, n-1, n+1, n, 3n-1, 2n-1, 2n, n-1, n-3, \dots, 2)$$

and

$$\mathbf{d}_{n+2} = (-1)^{\frac{n+1}{2}} (1, n+1, 1, n+2, 1, n+1, n+1, n+1, n+3, n+2, 3n+5, 2n+3, 2n+4, n+1, n-1, n-3, \dots, 2).$$

By expanding along the last row,  $(0, 0, 0, \dots, 0, 1, -2)$  of  $R(I_1)$  for  $K_{n+4}$  (as in the Lemma) and, when necessary, the last column  $(0, 0, 0, \dots, 0, 1)^T$  of the resulting submatrix, we find a simple relationship between the degeneration vectors. The degeneration vector for  $K_{n+4}$  is

$$\begin{aligned} \mathbf{d}_{n+4} &= -2(\mathbf{d}_{n+2}, 0) - (\mathbf{d}_n, 0, 0) + (-1)^{\frac{n+3}{2}} (\mathbf{0}, 0, 2) \\ &= (-1)^{\frac{n+1}{2}} (-2+1, -2(n+1)+n-1, -2+1, -2(n+2)+n, -2+1, -2(n+1)+n-1, \\ &\quad -2(n+1)+n-1, -2(n+1)+n-1, -2(n+3)+n+1, -2(n+2)+n, \\ &\quad -2(3n+5)+3n-1, -2(2n+3)+2n-1, -2(2n+4)+2n, \\ &\quad -2(n+1)+n-1, -2(n-1)+n-3, -2(n-3)+n-5, \dots, -4, -2) \\ &= (-1)^{\frac{n+3}{2}} (1, n+3, 1, n+4, 1, n+3, n+3, n+3, n+5, n+4, 3n+11, \\ &\quad 2n+7, 2n+8, n+3, n+1, n-1, \dots, 4, 2) \end{aligned}$$

as required. □

#### 4. PROOF OF THEOREM 1.2

In this section we prove Theorem 1.2. The method is largely similar to that for Theorem 1.1 and we omit some of the details.

We begin with an 18 tetrahedron triangulation of the exterior of  $J_2$ , given in Table 7. We will insert the layered torus along the hexagon formed where the 023 face of tetrahedron 6 is identified with

Tetrahedron	Face 012	Face 013	Face 023	Face 123
0	7(123)	10(302)	15(301)	8(023)
$\vdots$	$\vdots$	$\vdots$	$\vdots$	$\vdots$
5	11(312)	6(012)	4(320)	7(120)
6	5(013)	9(201)	18(021)	8(103)
7	5(312)	8(012)	11(320)	0(012)
8	7(013)	6(213)	0(123)	16(132)
9	6(130)	14(103)	12(123)	10(103)
10	18(013)	9(213)	0(130)	4(031)
11	12(032)	12(012)	7(320)	5(120)
$\vdots$	$\vdots$	$\vdots$	$\vdots$	$\vdots$
17	16(102)	12(103)	13(102)	16(031)
18	6(032)	10(012)	19(021)	19(103)
19	18(032)	18(213)	20(021)	20(103)
20	19(032)	19(213)	20(231)	20(302)

TABLE 8. A triangulation of  $J_8$ .

Tetrahedron	Face 012	Face 013	Face 023	Face 123
6	5(013)	9(201)	18(021)	8(103)
10	18(013)	9(213)	0(130)	4(031)
18	6(032)	10(012)	18(231)	18(302)

TABLE 9. A triangulation of  $J_4$  showing only the tetrahedra that have changed compared to  $J_2$ .

Tetrahedron	Face 012	Face 013	Face 023	Face 123
6	5(013)	9(201)	18(021)	8(103)
10	18(013)	9(213)	0(130)	4(031)
18	6(032)	10(012)	19(021)	19(103)
19	18(032)	18(213)	19(231)	19(302)

TABLE 10. A triangulation of  $J_6$  showing only the tetrahedra that have changed compared to  $J_2$ .

the 012 face of tetrahedron 10. For example, Table 8 gives the resulting triangulation for  $J_8$ , where we have omitted many of the rows that show no change. In fact, aside from the added lines for the new tetrahedra 18, 19, and 20, the only changes are in the rows for tetrahedra 6 and 10. As further examples, we include Table 9 and 10 which list only the tetrahedra of  $J_4$  and  $J_6$  that have changed compared to  $J_2$ .

Table 11 gives the edge equations for  $J_8$ . Notice the similarity between the last two edge equations. Here, Equation 13 is the analogue of Equation 10 in the previous section. We obtain a triangulation of the exterior of  $J_{10}$  by adding tetrahedron 21. This entails adding 21(01), 21(13), 21(23) to the edge Equation 13 and then removing 20(23). In addition, we must add 21(01) to Equation 20 and add a new equation, Equation 21, with three edges: 20(23), 21(03), 21(12).

Table 12 shows the general form of the edge equations for  $J_{n+2}$ , after adding tetrahedron  $m = (n + 34)/2$ . Assuming we construct matrices without using the redundant Equation 13, the change in going from the matrix  $R$  for  $J_n$  to that for  $J_{n+2}$  occurs in the last few rows and columns, corresponding

Edge	Degree	Tetrahedra (vertices)
0	7	0 (01), 10 (03), 9 (23), 12 (23), 11 (12), 5 (12), 7 (12)
1	7	0 (02), 7 (13), 8 (12), 16 (13), 17 (23), 13 (02), 15 (03)
2	6	0 (03), 15 (13), 3 (02), 2 (03), 4 (13), 10 (23)
3	7	0 (12), 8 (02), 7 (03), 11 (03), 12 (02), 11 (02), 7 (23)
4	7	0 (13), 10 (02), 18 (03), 19 (01), 18 (12), 6 (23), 8 (03)
5	4	0 (23), 8 (23), 16 (32), 15 (01)
6	6	1 (01), 14 (23), 3 (13), 1 (12), 2 (01), 3 (01)
7	4	1 (02), 3 (03), 15 (23), 13 (23)
8	6	1 (03), 13 (12), 17 (03), 12 (13), 9 (03), 14 (13)
9	7	1 (13), 14 (12), 13 (13), 1 (23), 2 (12), 4 (12), 2 (02)
10	6	2 (13), 3 (12), 14 (03), 9 (13), 10 (13), 4 (01)
11	7	2 (23), 4 (02), 5 (23), 7 (02), 11 (23), 5 (02), 4 (23)
12	8	3 (23), 14 (02), 13 (03), 15 (02), 16 (03), 17 (12), 16 (02), 15 (12)
13	11	4 (03), 5 (03), 6 (02), 10 (12), 18 (02), 18 (13), 19 (02), 19 (13), 20 (02), 20 (13), 20 (23)
14	5	5 (01), 6 (01), 9 (02), 12 (12), 11 (13)
15	4	5 (13), 6 (12), 8 (01), 7 (01)
16	4	6 (03), 18 (01), 10 (01), 9 (12)
17	7	6 (13), 9 (01), 14 (01), 13 (01), 17 (02), 16 (12), 8 (13)
18	6	11 (01), 12 (01), 17 (01), 16 (01), 17 (13), 12 (03)
19	4	18 (23), 19 (03), 19 (12), 20 (01)
20	3	19 (23), 20 (03), 20 (12)

TABLE 11. Edge equations for  $J_8$

to adding  $m(01)$  to Equation  $m - 1$  and introducing a new Equation  $m$  as in the table; see Lemma 4.3 below.

In contrast to the  $K_n$  sequence, the components of the link generating the sequence  $J_n$  have linking number 0 and we don't need to modify the longitude when adding tetrahedra, except for appending 0's. Using SnapPy [2] in Sage [14] we find that the meridian and longitude for  $J_n$  ( $n \geq 2$ , even) are

$$\begin{aligned} \mathbf{m} &= (0, 0, 0, 0, 0, 0, 0, 0, -1, 0, 1, -1, 0, 1, 1, 0, 0, \dots, 0) \text{ and} \\ \mathbf{l} &= (1, -1, 1, -2, -1, 1, -1, 1, -8, -1, -1, 2, -2, 1, 1, -1, -2, 1, -1, 1, -2, \\ &\quad 3, 0, -1, 0, 1, 0, 1, -1, -1, 10, -10, 1, 7, 7, 2, 0, 0, 0, \dots, 0) \end{aligned}$$

where the meridian (respectively, longitude) terminates in a sequence of  $n - 1$  (resp.  $n - 2$ ) zeroes.

The two lists of degeneracy indices for  $J_2$  corresponding to the boundary slopes  $-\frac{14(2)-2}{2} = -13$  and  $-\frac{10(2)+8}{2+1} = -28/3$  are, respectively,

$$\begin{aligned} I_1 &= (\infty, \infty, 0, \infty, \infty, 0, 1, 0, 1, 0, 1, 0, \infty, 0, 1, \infty, 0, 0), \text{ and} \\ I_2 &= (\infty, 1, 0, \infty, \infty, 0, 1, 0, 0, 0, 1, 0, \infty, \infty, 1, \infty, 0, 0). \end{aligned}$$

We have chosen  $I_1$  and  $I_2$  so that the degeneration vectors  $d(I_i)$  have all entries negative and, therefore, each corresponds to a boundary slope. Thereafter, to realize the boundary slopes of Theorem 1.2 we append a 0 to the list each time we add a tetrahedron to the triangulation.

**Proposition 4.1.** *Let  $n \geq 6$  be even. The  $I_1$  degeneration vector for  $J_n$  is*

$$(-1)^{\frac{n}{2}} (2n-1, n, n, 1, n-1, n+1, n-1, 2n-1, n, 3n-2, 2n, n-1, n-1, n-1, 1, 1, 1, 1, n-2, n-4, \dots, 4, 2).$$

Edge	Degree	Tetrahedra (vertices)
0	7	0 (01), 10 (03), 9 (23), 12 (23), 11 (12), 5 (12), 7 (12)
1	7	0 (02), 7 (13), 8 (12), 16 (13), 17 (23), 13 (02), 15 (03)
2	6	0 (03), 15 (13), 3 (02), 2 (03), 4 (13), 10 (23)
3	7	0 (12), 8 (02), 7 (03), 11 (03), 12 (02), 11 (02), 7 (23)
4	7	0 (13), 10 (02), 18 (03), 19 (01), 18 (12), 6 (23), 8 (03)
5	4	0 (23), 8 (23), 16 (32), 15 (01)
6	6	1 (01), 14 (23), 3 (13), 1 (12), 2 (01), 3 (01)
7	4	1 (02), 3 (03), 15 (23), 13 (23)
8	6	1 (03), 13 (12), 17 (03), 12 (13), 9 (03), 14 (13)
9	7	1 (13), 14 (12), 13 (13), 1 (23), 2 (12), 4 (12), 2 (02)
10	6	2 (13), 3 (12), 14 (03), 9 (13), 10 (13), 4 (01)
11	7	2 (23), 4 (02), 5 (23), 7 (02), 11 (23), 5 (02), 4 (23)
12	8	3 (23), 14 (02), 13 (03), 15 (02), 16 (03), 17 (12), 16 (02), 15 (12)
13	$n + 5$	4 (03), 5 (03), 6 (02), 10 (12), 18 (02), 18 (13), 19 (02), 19 (13), 20 (02), 20 (13), ... ..., $(m - 1)$ (02), $(m - 1)$ (13), $m$ (02), $m$ (13), $m$ (23)
14	5	5 (01), 6 (01), 9 (02), 12 (12), 11 (13)
15	4	5 (13), 6 (12), 8 (01), 7 (01)
16	4	6 (03), 18 (01), 10 (01), 9 (12)
17	7	6 (13), 9 (01), 14 (01), 13 (01), 17 (02), 16 (12), 8 (13)
18	6	11 (01), 12 (01), 17 (01), 16 (01), 17 (13), 12 (03)
19	4	18 (23), 19 (03), 19 (12), 20 (01)
20	4	19 (23), 20 (03), 20 (12), 21 (01)
$\vdots$	$\vdots$	$\vdots$
$m - 1$	4	$(m - 2)$ (23), $(m - 1)$ (03), $(m - 1)$ (12), $m$ (01)
$m$	3	$(m - 1)$ (23), $m$ (03), $m$ (12)

TABLE 12. Edge equations for  $J_{n+2}$  for  $n \geq 6$  and even. Here  $m = (n + 34)/2$ .

**Proposition 4.2.** *Let  $n \geq 6$  be even. The  $I_2$  degeneration vector for  $J_n$  is*

$$(-1)^{\frac{n}{2}}(2n + 1, n + 1, n + 1, 1, n, n + 2, n, 2n, n, 2n, 3n + 3, n, 2n + 1, 1, n + 2, 1, 1, 1, n - 2, n - 4, \dots, 4, 2).$$

*Proof of Theorem 1.2.* Assume  $n \geq 6$ . Using the degeneration vectors of the last two Propositions and the meridian and longitude given above, we deduce the following valuations and boundary slopes. For  $I_1$ :  $(v(\lambda), v(\mu)) = (-1)^{\frac{n+2}{2}}(14n - 2, n)$  with boundary slope  $-\frac{14n-2}{n}$ ; and for  $I_2$ :  $(v(\lambda), v(\mu)) = (-1)^{\frac{n+2}{2}}(10n + 8, n + 1)$  with boundary slope  $-\frac{10n+8}{n+1}$ .

For  $n = 2$ , using the list of degeneration indices  $I_1$  given above, by direct calculation, the degeneration vector is  $d(I_1) = -(3, 2, 2, 1, 1, 3, 1, 3, 2, 4, 4, 1, 1, 1, 1, 1)$  giving valuation  $(v(\lambda), v(\mu)) = (26, 2)$  and boundary slope  $-13$ . Using  $I_2$ , we have  $d(I_2) = -(5, 3, 3, 1, 2, 4, 2, 4, 2, 4, 9, 2, 5, 1, 4, 1, 1, 1)$  with valuation  $(v(\lambda), v(\mu)) = (28, 3)$  and boundary slope  $-28/3$ . For  $n = 4$ , we have, with indices  $I_1$ : degeneration vector  $(7, 4, 4, 1, 3, 5, 3, 7, 4, 10, 8, 3, 3, 3, 1, 1, 1, 1, 2)$ , valuation  $(-54, -4)$ , and slope  $-27/2$ ; and, with indices  $I_2$ : degeneration vector  $(9, 5, 5, 1, 4, 6, 4, 8, 4, 8, 15, 4, 9, 1, 6, 1, 1, 1, 2)$ , valuation  $(-48, -5)$ , and slope  $-48/5$ .  $\square$

It remains to prove Propositions 4.1 and 4.2.

**Lemma 4.3.** *Let  $n \geq 6$  be even. The  $R(I_1)$  matrix of  $J_{n+2}$  is formed from that for  $J_n$  by adding the row  $(0, 0, 0, \dots, 0, 1, -2)$  at bottom and column  $(0, 0, 0, \dots, 0, 1, -2)^T$  at right. Similarly, the  $R(I_2)$*

matrix of  $J_{n+2}$  comes from that for  $J_n$  by adding the row  $(0, 0, 0, \dots, 0, 1, -2)$  at bottom and column  $(0, 0, 0, \dots, 0, 1, -2)^T$  at right.

*Proof.* Let  $R_n$  denote the matrix  $R$  for  $J_n$  and let  $m = (n + 34)/2$ . By induction,  $R_n$  is  $(m - 1) \times 2m$ . Since we have formed  $R$  omitting edge Equation 13, constructing  $R_{n+2}$  from  $R_n$  only involves changes in the last two edge equations: we add  $m(01)$  to the last edge equation for  $J_n$  and create an entirely new equation with three terms:  $(m - 1)(23)$ ,  $m(03)$ , and  $m(12)$ . This means we can build  $R_{n+2}$  from  $R_n$  by appending two columns at right and a row at bottom that are zero except for four entries. In  $R_{n+2}$ , the four non-zero entries are  $(R_{n+2})_{m-1, 2m+1} = 1$ ,  $(R_{n+2})_{m, 2m-1} = 1$  and  $(R_{n+2})_{m, 2m+1} = -2$  and  $(R_{n+2})_{m, 2m+2} = 2$ .

Since  $n \geq 6$ , the last two terms in the list of degeneration indices  $I_1$  are both 0, which means that the last two columns of the  $R(I_1)$  matrix for  $K_{n+2}$  are columns  $2m - 1$  and  $2m + 1$  of  $R_{n+2}$ . Since the last row of  $R_{n+2}$  is  $(0, 0, \dots, 0, 1, 0, -2, 2)$ , the last row of  $R(I_1)$  is

$$(0, 0, 0, \dots, 0, 1, -2)$$

as required. The last column of  $R(I_1)$  is the second to last column of  $R_{n+2}$ , which is all zeros, except for the last entry,  $-2$ , and the penultimate,  $1$ . Thus, the last column of  $R(I_1)$  is also of the requisite form.

The same argument shows that the last row and column of  $R(I_2)$  are again  $(0, 0, 0, \dots, 0, 1, -2)$  and  $(0, 0, 0, \dots, 0, 1, -2)^T$ , respectively.  $\square$

*Proof of Proposition 4.1.* We use a two step induction.

By direct calculation,

$$\mathbf{d}_6 = (-11, -6, -6, -1, -5, -7, -5, -11, -6, -16, -12, -5, -5, -5, -1, -1, -1, -1, -4, -2)$$

and

$$\mathbf{d}_8 = (15, 8, 8, 1, 7, 9, 7, 15, 8, 22, 16, 7, 7, 7, 1, 1, 1, 1, 6, 4, 2),$$

which establishes the base cases for the induction.

Assume for  $n \geq 6$ , we have degeneration vectors

$$\mathbf{d}_n = (-1)^{\frac{n}{2}}(2n-1, n, n, 1, n-1, n+1, n-1, 2n-1, n, 3n-2, 2n, n-1, n-1, n-1, 1, 1, 1, 1, n-2, n-4, \dots, 4, 2)$$

and

$$\mathbf{d}_{n+2} = (-1)^{\frac{n+2}{2}}(2n+3, n+2, n+2, 1, n+1, n+3, n+1, 2n+3, n+2, 3n+4, 2n+4, n+1, n+1, n+1, 1, 1, 1, 1, n, n-2, \dots, 4, 2).$$

The degeneration vector for  $J_{n+4}$  is

$$\begin{aligned} \mathbf{d}_{n+4} &= -2(\mathbf{d}_{n+2}, 0) - (\mathbf{d}_n, 0, 0) + (-1)^{\frac{n+4}{2}}(\mathbf{0}, 0, 2) \\ &= (-1)^{\frac{n+4}{2}}(2(2n+3) - (2n-1), 2(n+2) - n, 2(n+2) - n, 2(1) - 1, 2(n+1) - (n-1), \\ &\quad 2(n+3) - (n+1), 2(n+1) - (n-1), 2(2n+3) - (2n-1), 2(n+2) - n, 2(3n+4) - (3n-2), \\ &\quad 2(2n+4) - 2n, 2(n+1) - (n-1), 2(n+1) - (n-1), 2(n+1) - (n-1), \\ &\quad 2(1) - 1, 2(1) - 1, 2(1) - 1, 2(1) - 1, 2n - (n-2), 2(n-2) - (n-4), \dots, 4, 2) \\ &= (-1)^{\frac{n+4}{2}}(2n+7, n+4, n+4, 1, n+3, n+5, n+3, 2n+7, n+4, 3n+10, 2n+8, \\ &\quad n+3, n+3, n+3, 1, 1, 1, 1, n+2, n, \dots, 4, 2) \end{aligned}$$

as required.  $\square$



*Proof of Proposition 4.2.* By direct calculation, we confirm the base cases

$$\mathbf{d}_6 = (-13, -7, -7, -1, -6, -8, -6, -12, -6, -12, -21, -6, -13, -1, -8, -1, -1, -1, -4, -2)$$

and

$$\mathbf{d}_8 = (17, 9, 9, 1, 8, 10, 8, 16, 8, 16, 27, 8, 17, 1, 10, 1, 1, 1, 6, 4, 2).$$

Assume for  $n \geq 6$ , we have degeneration vectors

$$\mathbf{d}_n = (-1)^{\frac{n}{2}}(2n+1, n+1, n+1, 1, n, n+2, n, 2n, n, 2n, 3n+3, n, 2n+1, 1, n+2, 1, 1, 1, n-2, n-4, \dots, 4, 2).$$

and

$$\mathbf{d}_{n+2} = (-1)^{\frac{n+2}{2}}(2n+5, n+3, n+3, 1, n+2, n+4, n+2, 2n+4, n+2, 2n+4, \\ 3n+9, n+2, 2n+5, 1, n+4, 1, 1, 1, n, n-2, \dots, 4, 2).$$

The degeneration vector for  $J_{n+4}$  is

$$\begin{aligned} \mathbf{d}_{n+4} &= -2(\mathbf{d}_{n+2}, 0) - (\mathbf{d}_n, 0, 0) + (-1)^{\frac{n+4}{2}}(\mathbf{0}, 0, 2) \\ &= (-1)^{\frac{n+4}{2}}(2(2n+5) - (2n+1), 2(n+3) - (n+1), 2(n+3) - (n+1), 2(1) - 1, 2(n+2) - n, \\ &\quad 2(n+4) - (n+2), 2(n+2) - n, 2(2n+4) - 2n, 2(n+2) - n, 2(2n+4) - 2n, \\ &\quad 2(3n+9) - (3n+3), 2(n+2) - n, 2(2n+5) - (2n+1), 2(1) - 1, 2(n+4) - (n+2), \\ &\quad 2(1) - 1, 2(1) - 1, 2(1) - 1, 2n - (n-2), 2(n-2) - (n-4), \dots, 4, 2) \\ &= (-1)^{\frac{n+4}{2}}(2n+9, n+5, n+5, 1, n+4, n+6, n+4, 2n+8, n+4, 2n+8, 3n+15, \\ &\quad n+4, 2n+9, 1, n+6, 1, 1, 1, n+2, n, \dots, 4, 2) \end{aligned}$$

as required. □

## REFERENCES

- [1] B.A. Burton, R. Budney, W. Pettersson, et al., *Regina: Software for low-dimensional topology*, <http://regina-normal.github.io/>, 1999-2021.
- [2] M. Culler, N.M. Dunfield, M. Goerner, and J.R. Weeks, SnapPy, a computer program for studying the geometry and topology of 3-manifolds, <http://snappy.computop.org> (07/29/2022).
- [3] N. Dunfield and S. Garoufalidis, Incompressibility criteria for spun-normal surfaces. *Trans. Amer. Math. Soc.* **364** (2012), 6109-6137. arXiv:1102.4588
- [4] D. Futer, M. Ishikawa, Y. Kabaya, T.W. Mattman, and K. Shimokawa, Finite surgeries on three-tangle pretzel knots, *Algebr. Geom. Topol.* **9** (2009), 743-771.
- [5] A. Hatcher and W. Thurston, Incompressible surfaces in 2-bridge knot complements. *Invent. Math.* **79** (1985), 225-246.
- [6] A. Hatcher and U. Oertel, Boundary slopes for Montesinos knots. *Topology* **28** (1989), 453-480.
- [7] J. Howie, D. Matthews, and J. Purcell, *A*-polynomials, Ptolemy equations and Dehn filling (2021 preprint). arXiv:2002.10356
- [8] J. Howie, D. Matthews, J. Purcell, and E. Thompson, *A*-polynomials of filling of the Whitehead sister (2021 preprint). arXiv:2106.13462
- [9] M. Ishikawa, T.W. Mattman, K. Namiki, and K.W. Shimokawa, Alternating knots with large boundary slope diameter. *Contemp. Math.*, **760** Centre Rech. Math. Proc. American Mathematical Society, [Providence], RI, (2020), 207-216.
- [10] W. Jaco and H. Rubinstein, Layered triangulations of 3-manifolds (2006 preprint). arXiv:math/0603601
- [11] Y. Kabaya, Private communication, April 2008
- [12] Y. Kabaya, A method to find ideal points from ideal triangulations. *J. Knot Theory Ramifications* **19** (2010), 509-524. arXiv:0706.0971
- [13] H. Matsuda, Boundary slopes of knots of braid index three, preprint.
- [14] SageMath, the Sage Mathematics Software System (Version 9.6), The Sage Developers, 2023, <https://www.sagemath.org>.

(M. Ishikawa) DEPARTMENT OF MATHEMATICS, HIYOSHI CAMPUS, KEIO UNIVERSITY, 4-1-1 HIYOSHI, KOHOKU-KU, YOKOHAMA-SHI, KANAGAWA, 223-8521, JAPAN

*Email address:* `ishikawa@keio.jp`

(T. W. Mattman) DEPARTMENT OF MATHEMATICS AND STATISTICS, CALIFORNIA STATE UNIVERSITY, CHICO, CHICO, CA 95929-0525

*Email address:* `TMattman@CSUChico.edu`

(K. Shimokawa) DEPARTMENT OF MATHEMATICS, OCHANOMIZU UNIVERSITY, 2-1-1 OTSUKA, BUNKYO-KU, TOKYO 112-8610, JAPAN

*Email address:* `shimokawa.koya@ocha.ac.jp`