

A RATIONAL KRYLOV SUBSPACE METHOD FOR THE COMPUTATION OF THE MATRIX EXPONENTIAL OPERATOR

H. BARKOUKI ^{*}, A. H. BENTBIB[†], AND K. JBILOU [‡]

Abstract. The computation of approximating $e^{tA}B$, where A is a large sparse matrix and B is a rectangular matrix, serves as a crucial element in numerous scientific and engineering calculations. A powerful way to consider this problem is to use Krylov subspace methods. The purpose of this work is to approximate the matrix exponential and some Cauchy-Stieltjes functions on a block vectors B of $\mathbb{R}^{n \times p}$ using a rational block Lanczos algorithm. We also derive some error estimates and error bound for the convergence of the rational approximation and finally numerical results attest to the computational efficiency of the proposed method.

Key words. Rational Krylov methods, Matrix exponential, Cauchy-Stieltjes function, Rational block Lanczos, Rational approximation.

1. Introduction. The problem of approximating the matrix function

$$U = f(A)B, \quad (1.1)$$

for a given matrix B of $\mathbb{R}^{n \times p}$ and $A \in \mathbb{R}^{n \times n}$ carries significant importance across numerous applications.

We are particularly interested in the exact solution of the linear ordinary differential equation systems of the form

$$X'(t) = AX(t) \quad \text{and} \quad X(0) = B, \quad (1.2)$$

where $X(t)$ is the matrix exponential of the form

$$X(t) = e^{tA}B, \quad (1.3)$$

for a fixed constant $t \geq 0$.

This approximation is a fundamental technique in many numerical methods for solving systems of ordinary differential equations or time-dependent partial differential equations.

Over the years, various methods have been proposed to approximate the matrix exponential to a block vector B , where $1 \leq p \ll n$. In 1978, Moler and van Loan [36] published a paper discussing nineteen questionable methods for computing the exponential of a matrix. Subsequently, Krylov subspace methods have emerged as an important development in solving the problem (1.3) when the matrix A is sparse and of a large size.

To summarize, approximating the matrix exponential is a fundamental technique used in solving differential equations, and various methods have been proposed for approximating the matrix exponential to a block vector B . Krylov subspace methods are particularly useful in solving large and sparse matrices.

In general, there are two types of Krylov subspace methods for evaluating (1.3) when the matrix A is large and sparse [40]. The first class of methods involves projecting the matrix A into a much smaller subspace, applying the exponential to the reduced matrix, and then projecting the approximation back to the original large space. Several methods fall under this category, including [7, 9, 12, 13, 17, 37, 44]. The second category of methods employs a

^{*}Ecole Nationale Supérieure d'Arts et Métiers, Meknès, Morocco. Email: h.barkouki@umi.ac.ma.

[†]Faculté des Sciences et Techniques-Gueliz, Laboratoire de Mathématiques Appliquées et Informatique, Morocco. Email: a.bentbib@uca.ma *

[‡]Université du Littoral, Côte d'Opale, bâtiment H. Poincaré, 50 rue F. Buisson, F-62280 Calais Cedex, France. University UM6P, Benguerir Morocco. Email: Khalide.Jbilou@univ-littoral.fr

direct approximation approach, where the matrix exponential e^A is replaced with an explicitly computed rational function r such that $r(A) \approx e^A$, and then the action of the matrix exponential is evaluated. This approach has been used in several methods, including [19, 20, 34, 47, 48, 51].

However, both of these methods require linear system solves with shifted versions of A , and in rational Krylov methods, a linear system is typically solved per iteration. Hence, a rational Krylov iteration typically incurs higher computational costs compared to a polynomial Krylov iteration, which solely requires performing a matrix-vector product with A . The efficiency of rational Krylov methods depends on the ability to solve these linear systems quickly. Rational functions may exhibit superior approximation properties to polynomials, so the overall number of iterations required by rational Krylov methods may be smaller than that required by polynomial methods, provided that the poles of the rational functions are chosen appropriately.

The objective of this paper is to address the problem (1.3) for $p > 1$ using a new variant of rational block Lanczos algorithm [4, 5, 38]. In general, rational Krylov methods involve finding approximation of the form of

$$r_{m-1}(A)B, \tag{1.4}$$

where r_{m-1} represents a rational function with a numerator and denominator of degree $m-1$. The paper provides theoretical analysis by deriving error estimates and a priori error bound specifically for the rational block Lanczos method. Importantly, these results have broad applicability beyond the specific task of approximating the matrix exponential, extending to various other contexts, particularly in the approximation of Cauchy-Stieltjes functions.

The paper is organised as follows. In section 2 we recall some basic results on Krylov polynomial approximation of the exponential. In section 3 we derive a rational block Lanczos algorithm and give some algebraic properties. Krylov rational approximation and some theoretical analysis are also derived for the matrix exponential. In section 4 we give an adaptive choice of interpolation points. Section 5 describes the application of the proposed process to the approximation of some matrix functions. The last section is devoted to some numerical experiments which attest to the computational efficiency of the proposed method.

2. The Krylov subspace approach. This section reviews the problem of approximating the matrix $e^A B$ using polynomial approximation, see [43, 44] for more details. The goal is to find an approximation of the form

$$e^A B \approx p_{m-1}(A)B, \tag{2.1}$$

where p_{m-1} is a polynomial of degree $m-1$. This approximation belongs to the Krylov subspace K_m , which is defined as

$$K_m := K_m(A, B) = \text{Range}\{B, AB, \dots, A^{m-1}B\},$$

To solve this problem, the task is to find an element of K_m that approximates $X = e^A B$. Two well-known algorithms for finding such approximations are Arnoldi and Lanczos ones.

2.1. Exponential approximation using the Lanczos algorithm. A well known algorithm for building a convenient basis of K_m is the Lanczos algorithm. This process starts with two block vectors V_1 and W_1 and generates a bi-orthogonal basis of the subspaces $K_m(A, B)$ and $K_m(A^T, C)$. such that

$$K_m(A, B) = \text{Range}(V_1, V_2, \dots, V_m).$$

and

$$K_m(A^T, C) = \text{Range}(W_1, W_2, \dots, W_m).$$

The matrices V_i and W_j obtained through the block Lanczos algorithm exhibit biorthogonality conditions, i.e.

$$\begin{cases} W_j^T V_i = 0_p, & \text{if } i \neq j, \\ W_j^T V_i = I_p, & \text{if } i = j. \end{cases} \quad (2.2)$$

Next, we give a stable version of the nonsymmetric block Lanczos algorithm that was defined in [3]. The algorithm is summarized as follows.

Algorithm 1 The nonsymmetric block Lanczos algorithm (NBLA)

• **Inputs:** $A \in \mathbb{R}^{n \times n}$, $B, C \in \mathbb{R}^{n \times p}$ and m an integer.

1. **Compute the QR decomposition of $C^T B$, i.e., $C^T B = \delta \beta$;**
 $V_1 = B \beta^{-1}$; $W_1 = C \delta$; $\tilde{V}_2 = A V_1$; $\tilde{W}_2 = A^T W_1$;
 2. **For $j = 1, \dots, m$**
 $\alpha_j = W_j^T \tilde{V}_{j+1}$; $\tilde{V}_{j+1} = \tilde{V}_{j+1} - V_j \alpha_j$; $\tilde{W}_{j+1} = \tilde{W}_{j+1} - W_j \alpha_j^T$;
Compute the QR decomposition of \tilde{V}_{j+1} and \tilde{W}_{j+1} , i.e.,
 $\tilde{V}_{j+1} = V_{j+1} \beta_{j+1}$; $\tilde{W}_{j+1} = W_{j+1} \delta_{j+1}^T$;
Compute the singular value decomposition of $W_{j+1}^T V_{j+1}$, i.e.,
 $W_{j+1}^T V_{j+1} = U_j \Sigma_j Z_j^T$;
 $\delta_{j+1} = \delta_{j+1} U_j \Sigma_j^{1/2}$; $\beta_{j+1} = \Sigma_j^{1/2} Z_j^T \beta_{j+1}$;
 $V_{j+1} = V_{j+1} Z_j \Sigma_j^{-1/2}$; $W_{j+1} = W_{j+1} U_j \Sigma_j^{-1/2}$;
 $\tilde{V}_{j+2} = A V_{j+1} - V_j \delta_{j+1}$; $\tilde{W}_{j+2} = A^T W_{j+1} - W_j \beta_{j+1}^T$;
 3. **end For.**
-

Setting $\mathbb{V}_m = [V_1, V_2, \dots, V_m]$ and $\mathbb{W}_m = [W_1, W_2, \dots, W_m]$, we have the following block Lanczos relations

$$A \mathbb{V}_m = \mathbb{V}_m A_m + V_{m+1} \beta_{m+1} E_m^T,$$

and

$$A^T \mathbb{W}_m = \mathbb{W}_m A_m^T + W_{m+1} \delta_{m+1}^T E_m^T,$$

where E_m is last $mp \times p$ block of the identity matrix I_{mp} and A_m is the $mp \times mp$ block tridiagonal matrix defined by

$$A_m = \begin{pmatrix} \alpha_1 & \delta_2 & & & \\ \beta_2 & \alpha_2 & & & \\ & \cdot & \cdot & \cdot & \\ & & \cdot & \cdot & \delta_m \\ & & & \beta_m & \alpha_m \end{pmatrix}.$$

Because the biorthogonality condition of the matrices \mathbb{V}_m and \mathbb{W}_m we have $A_m = \mathbb{W}_m^T A \mathbb{V}_m$ and as a result A_m represents the projection of the linear transformation A to the subspace K_m .

The matrix $X_m = \mathbb{V}_m \mathbb{W}_m^T e^A B$ is the projection of $e^A B$ on K_m , i.e., it is the closest approximation to $e^A B$ from K_m .

Let $\beta \in \mathbb{R}^{p \times p}$ defining in algorithm 1, it follows immediately that

$$\mathbb{V}_m \mathbb{W}_m^T e^A B = \mathbb{V}_m \mathbb{W}_m^T e^A V_1 \beta = \mathbb{V}_m \mathbb{W}_m^T e^A \mathbb{V}_m E_1 \beta,$$

the optimal fit is therefore $X_m = \mathbb{V}_m Y_m$ in which $Y_m = \mathbb{W}_m^T e^A \mathbb{V}_m E_1 \beta$. Regrettably, the computation of Y_m , which involves e^A , is not feasible in practice. Instead, an alternative approach will be adopted, which involves approximating $\mathbb{W}_m^T e^A \mathbb{V}_m$ with e^{A_m} , giving the approximation $Y_m \approx e^{A_m} E_1 \beta$ and,

$$e^A B \approx \mathbb{V}_m e^{A_m} E_1 \beta = \mathbb{V}_m e^{A_m} \mathbb{W}_m^T B. \quad (2.3)$$

Now, we face the challenge of efficiently computing the block vector $e^{A_m} E_1 \beta$, which is similar to the original problem we began with, but generally of significantly smaller dimensions.

Since $\mathbb{W}_m^T (tA) \mathbb{V}_m = tA_m$ and the Krylov subspaces associated with A and tA are identical, we can also write

$$e^{tA} B \approx X_m(t) = \mathbb{V}_m e^{tA_m} E_1 \beta, \quad (2.4)$$

for an arbitrary scalar t .

3. Rational approximation. In this section, we address the rational approximation of $e^{tA} B$ using a rational block Lanczos method.

3.1. Rational block Lanczos algorithm. A common characteristic shared by rational Krylov methods used to compute $e^{tA} B$ is that the approximation at iteration m takes the form of $r_m(tA)B$, where $r_m = \frac{p_{m-1}}{q_{m-1}}$ is a rational function with a predetermined denominator polynomial $q_{m-1} \in \mathcal{P}_{m-1}$. In the following, we will assume that q_{m-1} is factorized as

$$q_{m-1}(z) = \prod_{k=1}^{m-1} (1 - z/\sigma_k), \quad (3.1)$$

where the poles $\sigma_1, \sigma_2, \dots$ are numbers in the extended real plane $\bar{\mathbb{R}} := \mathbb{R} \cup \{\infty\}$ different from zero. The rational Krylov space of order m associated with (A, B) is defined as

$$\mathcal{K}_m(A, B, \Sigma_m) = q_{m-1}(A)^{-1} \text{Range}\{B, AB, \dots, A^{m-1}B\}. \quad (3.2)$$

If all the poles $\sigma_1, \sigma_2, \dots, \sigma_{m-1}$ are set to infinity, then $q_{m-1} = 1$ and the rational Krylov space reduces to a polynomial Krylov space $K_m(A, B)$.

This variant of rational Krylov subspace is proposed by S. Guttel [24] using a definition based on polynomial Krylov space. This result allows to easily extend all the findings related to polynomial Krylov spaces to the rational case. In [24, 25, 26], Guttel used a rational Arnoldi method for approximating $f(A)B$, specifically $e^{tA} B$. It involves obtaining an approximation of the form $r_m(A)B$ from a rational Krylov subspace $\mathcal{K}_m(A, B, \Sigma_m)$. The result is extended here to derive a rational block Lanczos algorithm used to construct approximation of $e^{tA} B$. This process constructs bi-orthonormal bases of the union of block Krylov subspaces $\mathcal{K}_m(A, B, \Sigma_m)$ and $\mathcal{K}_m(A^T, C, \Sigma_m)$. where $\Sigma_m = \{\sigma_1, \dots, \sigma_{m-1}\}$ is the set of interpolation points.

The rational block Lanczos algorithm is defined as follows

Algorithm 2 The rational block Lanczos algorithm (RBLA)

1. **Input:** $A \in \mathbb{R}^{n \times n}$, $B, C^T \in \mathbb{R}^{n \times p}$.
 2. **Output:** two biorthogonal matrices \mathbb{V}_{m+1} and \mathbb{W}_{m+1} of $\mathbb{R}^{n \times (m+1)p}$.
 3. **Set** $S_0 = B$ and $R_0 = C$
 4. **Set** $S_0 = V_1 H_{1,0}$ and $R_0 = W_1 G_{1,0}$ such that $W_1^T V_1 = I_p$;
 5. **Initialize:** $\mathbb{V}_1 = [V_1]$ and $\mathbb{W}_1 = [W_1]$.
 6. **For** $k = 1, \dots, m$
 7. **if** $\{\sigma_k = \infty\}$; $S_k = AV_k$ and $R_k = A^T W_k$; **else**
 8. $S_k = (I_n - A/\sigma_k)^{-1} AV_k$ and $R_k = (I_n - A/\sigma_k)^{-T} A^T W_k$; **endif**
 9. $H_k = \mathbb{W}_k^T S_k$ and $G_k = \mathbb{V}_k^T R_k$;
 10. $S_k = S_k - \mathbb{V}_k H_k$ and $R_k = R_k - \mathbb{W}_k G_k$;
 11. $S_k = V_{k+1} H_{k+1,k}$ and $R_k = W_{k+1} G_{k+1,k}$; (QR factorization)
 12. $W_{k+1}^T V_{k+1} = P_k D_k Q_k^T$; (Singular Value Decomposition)
 13. $V_{k+1} = V_{k+1} Q_k D_k^{-1/2}$ and $W_{k+1} = W_{k+1} P_k D_k^{-1/2}$;
 14. $H_{k+1,k} = D_k^{1/2} Q_k^T H_{k+1,k}$ and $G_{k+1,k} = D_k^{1/2} P_k^T G_{k+1,k}$;
 15. $\mathbb{V}_{k+1} = [V_k, V_{k+1}]$; $\mathbb{W}_{k+1} = [W_k, W_{k+1}]$;
 16. **endFor.**
-

In our setting, it is important to note that we do not have the sequence of shifts $\sigma_1, \sigma_2, \dots, \sigma_m$ provided initially. Therefore, we need to incorporate a procedure that generates this sequence dynamically during the iterations of the process. The upcoming sections will define an adaptive procedure that ensures the generation of the sequence, while also ensuring that zero is not included as a shift. Nevertheless, this limitation does not pose a practical obstacle because we have the flexibility to select a real number $\sigma \in \mathbb{R}$ that is distinct from all the shifts. By utilizing the shifted operator $A - \sigma I$ and shifted poles $\sigma_k - \sigma$ (where the poles are non-zero), we can effectively execute the rational block Lanczos algorithm. ■

Let \mathbb{H}_m and \mathbb{G}_m be the $mp \times mp$ block upper Hessenberg matrices whose nonzeros block entries are defined by Algorithm 2, and $\tilde{\mathbb{H}}_m, \tilde{\mathbb{G}}_m, \tilde{\mathbb{K}}_m$ and $\tilde{\mathbb{L}}_m$ are the $(m+1)p \times mp$ matrices defined as

$$\tilde{\mathbb{H}}_m = \begin{pmatrix} \mathbb{H}_m & \\ H_{m+1,m} E_m^T & \end{pmatrix}, \quad \tilde{\mathbb{K}}_m = \begin{pmatrix} I_{mp} + \mathbb{H}_m \mathbb{D}_m & \\ H_{m+1,m} \sigma_m^{-1} E_m^T & \end{pmatrix},$$

and

$$\tilde{\mathbb{G}}_m = \begin{pmatrix} \mathbb{G}_m & \\ G_{m+1,m} E_m^T & \end{pmatrix} \quad \text{and} \quad \tilde{\mathbb{L}}_m = \begin{pmatrix} I_{mp} + \mathbb{G}_m \mathbb{D}_m & \\ G_{m+1,m} \sigma_m^{-1} E_m^T & \end{pmatrix},$$

where \mathbb{D}_m is the diagonal matrix $\text{diag}(\sigma_1^{-1} I_p, \dots, \sigma_m^{-1} I_p)$ and $\{\sigma_1, \dots, \sigma_m\}$ are the set of interpolation points used in Algorithm 2. The following result gives some algebraic equations obtained from the rational block Lanczos algorithm.

THEOREM 3.1. *Suppose we have matrices \mathbb{V}_{m+1} and \mathbb{W}_{m+1} , which are generated using the rational block Lanczos algorithm (Algorithm 2), specifically for the extra interpolation points at $\sigma_m = \infty$. We assume that matrix A is nonsingular and that all the interpolation points $\sigma_i, i = 1, \dots, m-1$, are finite real numbers that are not equal to zero. Then, it can be shown that there exist block upper Hessenberg matrices $\tilde{\mathbb{H}}_m, \tilde{\mathbb{G}}_m, \tilde{\mathbb{K}}_m$ and $\tilde{\mathbb{L}}_m$, each with dimensions of $(m+1)p \times mp$. These matrices satisfy the following relationships for the left and right Krylov subspaces:*

$$A\mathbb{V}_m\mathbb{K}_m = \mathbb{V}_{m+1}\tilde{\mathbb{H}}_m \quad (3.3)$$

$$A^T\mathbb{W}_m\mathbb{L}_m = \mathbb{W}_{m+1}\tilde{\mathbb{L}}_m, \quad (3.4)$$

$$A_m = \mathbb{W}_m^T A \mathbb{V}_m = \mathbb{H}_m \mathbb{K}_m^{-1}, \quad (3.5)$$

where \mathbb{H}_m , \mathbb{G}_m , \mathbb{K}_m and \mathbb{L}_m are the $mp \times mp$ block upper Hessenberg matrices obtained by deleting the last row block vectors of $\tilde{\mathbb{H}}_m$, $\tilde{\mathbb{G}}_m$, $\tilde{\mathbb{K}}_m$ and $\tilde{\mathbb{L}}_m$, respectively.

Proof. In the first iteration $k = 1$ we use the initial block vectors B and C to construct V_1 and W_1 , which are the biorthogonal first block vectors of \mathbb{V}_{m+1} and \mathbb{W}_{m+1} .

In the following iterations, we have

$$V_{k+1}H_{k+1,k} = (I_n - A/\sigma_k)^{-1}AV_k - \mathbb{V}_k H_k, \quad k = 1, \dots, m$$

which can be written as

$$[\mathbb{V}_k \ V_{k+1}] \begin{bmatrix} H_k \\ H_{k+1,k} \end{bmatrix} = (I_n - A/\sigma_k)^{-1}AV_k, \quad k = 1, \dots, m \quad (3.6)$$

Multiplying (3.6) on the left by $(I_n - A/\sigma_k)$ and replacing V_k by $\mathbb{V}_k E_k$ gives

$$(I_n - A/\sigma_k)\mathbb{V}_{k+1} \begin{bmatrix} H_k \\ H_{k+1,k} \end{bmatrix} = A\mathbb{V}_k E_k,$$

where E_k is an $kp \times p$ tall thin matrix with an identity matrix of dimension p at the k^{th} block and zero elsewhere. Re-arranging the expression of the last equation as

$$A\mathbb{V}_{k+1} \left(\begin{bmatrix} E_k \\ 0 \end{bmatrix} + \sigma_k^{-1} \begin{bmatrix} H_k \\ H_{k+1,k} \end{bmatrix} \right) = \mathbb{V}_{k+1} \begin{bmatrix} H_k \\ H_{k+1,k} \end{bmatrix}, \quad k = 1, \dots, m. \quad (3.7)$$

which gives, after m iterations, the following relation

$$A\mathbb{V}_m(I_{mp} + \mathbb{H}_m\mathbb{D}_m) + A\mathbb{V}_{m+1}H_{m+1,m}\sigma_m^{-1}E_m^T = \mathbb{V}_m\mathbb{H}_m + H_{m+1,m}\mathbb{V}_{m+1}E_m^T, \quad (3.8)$$

finally we have

$$A\mathbb{V}_{m+1}\tilde{\mathbb{K}}_m = \mathbb{V}_{m+1}\tilde{\mathbb{H}}_m. \quad (3.9)$$

If one chose σ_m such that $\sigma_m = \infty$, then the last row block vectors of $\tilde{\mathbb{K}}_m$ is zero and consequently the relation (3.3) is satisfied. In a similar way, the relation (3.4) can be shown.

The equation (3.5) can be obtained using the biorthogonality condition and the relation (3.3). \square

3.2. Rational approximation. In this section, we consider rational block Lanczos algorithm described in the previous section for approximating the matrix exponential operation using rational function of the form

$$e^{tA}B \approx r_{m-1}(tA)B. \quad (3.10)$$

Let \mathbb{V}_m and \mathbb{W}_m be the bi-orthogonal basis computed by the rational block Lanczos algorithm (Algorithm 2). The rational Lanczos approximation for $e^{tA}B$ is defined as

$$X_m(t) = \mathbb{V}_m e^{tA_m} \mathbb{W}_m^T B, \quad \text{where } A_m = \mathbb{W}_m^T A \mathbb{V}_m.$$

Using the fact that $B = V_1 H_{1,0}$ and the bi-orthogonality condition gives

$$X_m(t) = \mathbb{V}_m e^{tA_m} E_1 H_{1,0}, \quad (3.11)$$

where E_1 corresponds to the first p columns of the identity matrix I_{mp} .

Since the matrix exponential $X(t) = e^{tA}B$ is the exact solution of the linear ordinary differential equation systems of the form

$$X'(t) = AX(t) \quad \text{and} \quad X(0) = B, \quad (3.12)$$

we define the residual error for the approximation $X_m(t)$ as

$$R_m(t) = AX_m(t) - X'_m(t), \quad (3.13)$$

and the exact error as

$$E_m(t) = X(t) - X_m(t). \quad (3.14)$$

The following simple theorem provides an explicit expression for the residual $R_m(t)$ that avoids computing matrix products with the large matrix A .

THEOREM 3.2. *Let \mathbb{V}_m and \mathbb{W}_m be the matrices generated by Algorithm 2 and $X_m(t) = \mathbb{V}_m e^{tA_m} E_1 H_{1,0}$ be the approximation to $X(t) = e^{tA}B$. Then for any $t \geq 0$ the residual expression can be expressed as :*

$$R_m(t) = V_{m+1} H_{m+1,m} E_m^T \mathbb{K}_m^{-1} e^{tA_m} E_1 H_{1,0} \quad (3.15)$$

Proof. It follows from the expression of the approximation $X_m(t)$ that

$$X'_m(t) = \mathbb{V}_m A_m e^{tA_m} E_1 H_{1,0}$$

Using relations (3.3) and (3.5), we get

$$\begin{aligned} AX_m(t) &= A \mathbb{V}_m e^{tA_m} E_1 H_{1,0}, \\ &= \mathbb{V}_m A_m e^{tA_m} E_1 H_{1,0} + V_{m+1} H_{m+1,m} E_m^T \mathbb{K}_m^{-1} e^{tA_m} E_1 H_{1,0}, \end{aligned}$$

which gives the following result :

$$R_m(t) = AX_m(t) - X'_m(t) = V_{m+1} H_{m+1,m} E_m^T \mathbb{K}_m^{-1} e^{tA_m} E_1 H_{1,0}. \quad (3.16)$$

□

The above result shows that the exponential residual $R_m(t)$ can be computed at no additional cost. Then we can use $R_m(t)$ instead of the unknown exact error $E_m(t)$ in the stopping criterion to decide when the Krylov approximation (3.11) is to be considered sufficiently accurate.

In the following theorem we establish an error bounds for the rational block Lanczos approximation of $e^{tA}B$.

We first introduce the logarithmic 2-norm of a matrix A defined by

$$\mu_2(A) = \lambda_{\max} \left(\frac{A + A^T}{2} \right).$$

The logarithmic norm is used to bound the norm of the matrix exponential such that

$$\|e^{tA}\| \leq e^{t\mu_2(A)} \quad t \geq 0,$$

see [10] for more details.

THEOREM 3.3. *Under the above assumptions, the error in the rational block Lanczos approximation of $e^{tA}B$ is bounded in the following way :*

$$\|X(t) - X_m(t)\| \leq \max_{s \in [0, t]} \|R_m(s)\| \frac{e^{t\mu_2(A)} - 1}{\mu_2(A)}. \quad (3.17)$$

Proof. According to relation (3.16) we have,

$$X'_m(t) = AX_m(t) - R_m(t),$$

then

$$\begin{aligned} E'_m(t) &= X'(t) - X'_m(t), \\ &= Ae^{tA}B - AX_m(t) + R_m(t), \\ &= AE_m(t) + R_m(t) \end{aligned}$$

Consider the initial condition

$$E_m(0) = X(0) - X_m(0) = B - \mathbb{V}_m \mathbb{W}_m^T B = 0,$$

and solve the initial value problem for $E_m(t)$, we obtain

$$E_m(t) = \int_0^t e^{(t-s)A} R_m(s) ds,$$

since $t - s > 0$, we have

$$\|e^{(t-s)A}\| \leq e^{(t-s)\mu_2(A)}$$

which gives

$$\begin{aligned} \|E_m(t)\| &\leq \left\| \int_0^t e^{(t-s)A} R_m(s) ds \right\|, \\ &\leq \int_0^t \|e^{(t-s)A}\| \|R_m(s)\| ds, \\ &\leq \max_{s \in [0, t]} \|R_m(s)\| \int_0^t e^{(t-s)\mu_2(A)} ds \\ &\leq \max_{s \in [0, t]} \|R_m(s)\| \frac{e^{t\mu_2(A)} - 1}{\mu_2(A)} \end{aligned}$$

□

Numerical example. In this experiment, we present some numerical examples to demonstrate the error bound obtained in theorem 3.3. We will construct two testing matrices and plot the approximation error $\|X(t) - X_m(t)\|$ against our error bound (3.17) as a function of the number of iterations.

For the first test, we consider the 1600×1600 diagonal matrix $A = A_1$ of the logarithm of equispaced values between 0.2 and 0.99. This can be defined as $A_1 = \text{diag}(\log(\text{linspace}(0.2, 0.99, 100)))$ in Matlab notation. The spectrum of A is contained in the interval $[-1.61, -0.0101]$.

For the second one, $A = A_2 \in \mathbb{R}^{n \times n}$ is the block diagonal matrix with 2×2 blocks of the form

$$\begin{bmatrix} a_i & c \\ c & a_i \end{bmatrix},$$

where $c = 1/2, a_i = (2i - 1)/(n + 1)$ for $i = 1, \dots, n/2$ and $n=1600$.

The obtained plots for this experiment are given in Figures 3.1 and 3.2.

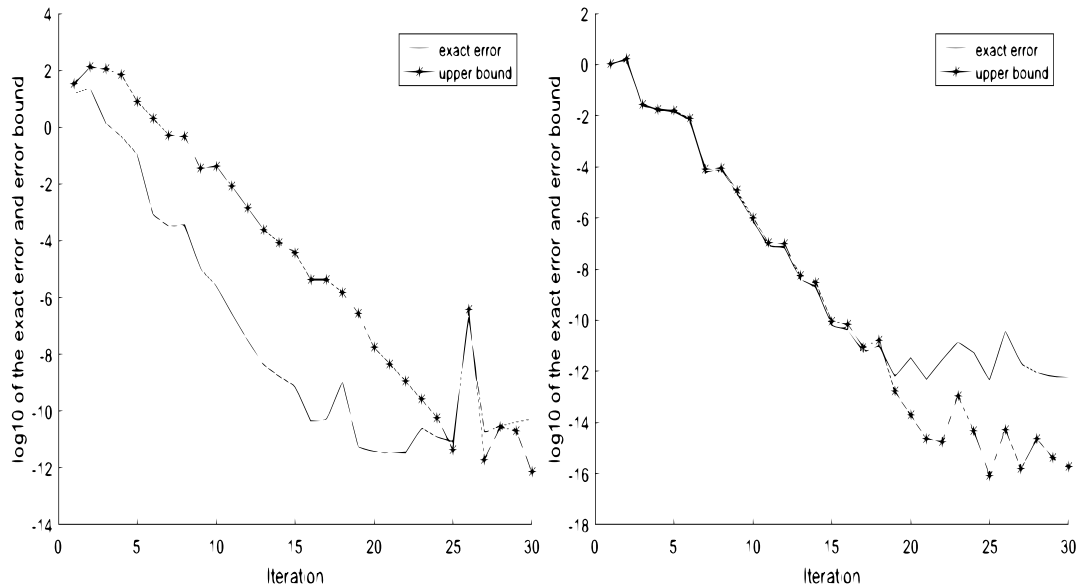


FIG. 3.1. The exact error (blue line) and the error bound (red line) as a function of iteration number m using the matrix $A = A_1$ for $t = 1$ (left plot) and $t = 10^{-2}$ (right plot).

4. Adaptive pole selection. Rational Krylov methods are generally known for providing more accurate approximations compared to polynomial Krylov methods. However, the selection of appropriate shifts σ_j is not a straightforward automated process. It requires careful consideration to ensure a more precise rational Krylov subspace.

In prior research (references [6, 23]), a specific algorithm called the Iterative Rational Krylov Algorithm (IRKA) was proposed within the context of \mathcal{H}_2 -optimal model-order reduction. The IRKA algorithm offers a method for selecting interpolation points $\sigma_i, i = 1, \dots, m$. The IRKA begins with an initial set of interpolation points and utilizes them to derive a reduced-order system. Subsequently, a new set of interpolation points is determined as the Ritz values $-\lambda_i(A_m), i = 1, \dots, m$, where $\lambda_i(A_m)$ are the eigenvalues of A_m . The process iterates until

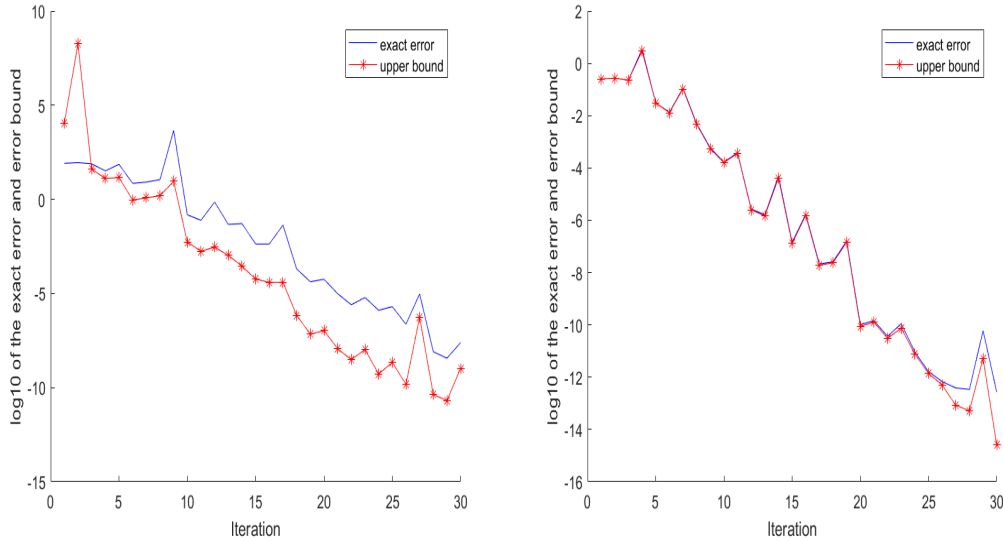


FIG. 3.2. The exact error (blue line) and the error bound (red line) as a function of iteration number m using the matrix $\mathbf{A} = A_2$ for $t = 1$ (left plot) and $t = 10^{-2}$ (right plot).

the Ritz values obtained from consecutive reduced-order models reach a point of stagnation, indicating convergence.

Several techniques, as described in references [8, 27, 33, 45], have been proposed to address the challenge of selecting appropriate interpolation points. These methods focus on constructing the next interpolation point at each step and operate under the principle that the shifts should be chosen in a way that minimizes the norm of specific error approximations at every iteration. The goal of these techniques is to identify interpolation points that contribute to reducing the errors in the approximation process. By minimizing the norm of the approximation errors, the methods aim to enhance the accuracy and quality of the computed results during each iteration.

Druskin and Simoncini [16] have introduced an alternative adaptive strategy for selecting the poles in the rational Arnoldi approximation of the resolvent function. This approach capitalizes on the interpolation properties of the rational Arnoldi method, which also hold true for the rational Lanczos method.

This approach is based on a representation of the rational residual as

$$\frac{r_m(A)B}{r_m(s)}, \quad r_m(z) = \prod_{j=1}^m \frac{z - \lambda_j}{z - \sigma_j}, \quad (4.1)$$

where λ_j are the rational Ritz values $\Lambda(A_m)$.

At iteration m of this method the poles $\sigma_1, \dots, \sigma_m$ have already been chosen. The next interpolation point, denoted as σ_{m+1} , is determined as

$$\sigma_{m+1} = \arg \left(\max_{s \in S} \frac{1}{|r_m(s)|} \right), \quad (4.2)$$

where m is the current iteration index. The specific choice of the set S , which influences the

selection of σ_{m+1} , will be discussed later. The algorithm for constructing the new shift σ_{m+1} is provided as follows.

Algorithm 3 The procedure for selecting the shifts

- **Input :** $\{\lambda_j\}_{j=1}^m, \{\sigma_j\}_{j=1}^m$ and the set $\{\eta_1, \dots, \eta_l\}$;
1. For $j = 1, \dots, l - 1$
 2. $\mu_j = \arg \max_{\mu \in [\eta_j, \eta_{j+1}]} \frac{1}{|r_m(\mu)|}$, $r_m(z) = \prod_{i=1}^m \frac{z - \lambda_i}{z - \sigma_i}$;
 3. end
 4. $\sigma_{m+1} = \arg \max_{j=1, \dots, l-1} \frac{1}{|r_m(\mu_j)|}$.
-

The set $\{\lambda_i\}_{i=1}^m$ contains the eigenvalues of the matrix A_m at the iteration m and $\{\sigma_i\}_{i=1}^m$ represents the previously selected interpolation points.

The set $\{\eta_1, \dots, \eta_l\}$ contains two given values $\sigma_0^{(1)}, \sigma_0^{(2)} \in \mathbb{R}$ and the previously chosen interpolation points.

By integrating the adaptive approach for selecting interpolation points with the rational block Lanczos algorithm (Algorithm 2), we obtain the Adaptive Rational Block Lanczos (ARBL) algorithm. This process is specifically designed for computing approximations of the matrix exponential. The ARBL algorithm combines the benefits of the rational block Lanczos method with the adaptiveness of the interpolation point selection. By incorporating this adaptive strategy, the ARBL algorithm aims to improve the accuracy and efficiency of the approximation process for the matrix exponential.

5. Application to the approximation of Cauchy-Stieltjes functions. In science and engineering, one common challenge is computing the product of a matrix-block and a vector, denoted as $f(A)B$, where $A \in \mathbb{R}^{n \times n}$, $B \in \mathbb{R}^{n \times p}$ and f is a function that satisfies certain conditions, such as being analytic in a neighborhood of the eigenvalues of A , denoted as $\Lambda(A)$, which are the set of values that A can multiply a vector by without changing its direction. The function $f(A)$ is called a matrix function, and it is necessary to define it before computing the product. For more information on matrix functions and their definitions, you can refer to the book by Higham [29].

This section aims to approximate the action of $f(A)$ on B for certain types of Cauchy-Stieltjes functions using rational block Lanczos algorithm (Algorithm 2). Cauchy-Stieltjes functions can be expressed in the form

$$f(x) = \int_0^\infty \frac{\mu(z)}{x+z} d(z), \quad (5.1)$$

where $\mu(z)d(z)$ is a non-negative measure on $[0, \infty]$. Some important examples of such functions are

$$f_1(x) = x^{-\alpha} = \frac{\sin(\alpha\pi)}{\pi} \int_0^\infty \frac{z^{-\alpha}}{x+z} dz \quad 0 < \alpha < 1,$$

$$f_2(x) = \frac{\log(1+x)}{x} = \int_1^\infty \frac{z^{-1}}{x+z} dz,$$

and

$$f_3(x) = \frac{e^{-t\sqrt{x}} - 1}{x} = \int_0^\infty \frac{1}{x+z} \frac{\sin(t\sqrt{z})}{-\pi z} dz,$$

see [13, 15, 29] for applications of these functions. Functions of this type also arise in the context of computation of Neumann-to-Dirichlet and Dirichlet-to-Neumann maps [14, 2], the solution of systems of stochastic differential equations [1], and in quantum chromodynamics [50].

The rational Lanczos approximation of the matrix function $f(A)B$ is defined as

$$f_m = \mathbb{V}_m f(A_m) \mathbb{W}_m^T B = \mathbb{V}_m f(A_m) E_1 H_{1,0}, \quad (5.2)$$

where $B = V_1 H_{1,0}$, $A_m = \mathbb{W}_m^T A \mathbb{V}_m$ and $\mathbb{V}_m, \mathbb{W}_m$ are the matrices generated by Algorithm 2.

6. numerical results. In this section, we illustrate the performance of the adaptive rational block Lanczos method (ARBL) when approximating $e^{tA}B$ for multiple values of $t > 0$ using the (ARBL) algorithm and for approximating $f(A)B$ for some Cauchy-Stieltjes functions. All experiments were conducted using MATLAB R2016a on a computer equipped with an Intel Core i7 at 1.8GHz and 16GB of RAM.

The system of equations with the matrix $(I_n - A/\sigma_k)$ in Algorithm 2, line 8 is solved by means LU or Cholesky factorization of $(I_n - A/\sigma_k)$ by using the backslash `\` operator of Matlab.

The purpose of the first and second experiments is to illustrate with the help of simple examples how the exact error $\|X(t) - X_m(t)\|_\infty$ behave in practice. The third one give the numerical results for the residual error derived in theorem 3.2. For the last experiment, we give the numerical results for approximating $f(A)B$ for some Cauchy-Stieltjes functions.

6.1. Examples for approximations of $e^{tA}B$. **Example 1.** For this experiment, we plotted the exact error $\|X(t) - X_m(t)\|_\infty$ as a function of time t , where $t \in [10^{-1}, 1]$ and for a fixed number of iteration m .

For the first example, the corresponding matrix $A = \mathbf{fdm}$ is obtained from the centered finite difference discretization of the operator

$$L_A(u) = \Delta u - f(x, y) \frac{\partial u}{\partial x} - g(x, y) \frac{\partial u}{\partial y} - h(x, y)u,$$

on the unit square $[0, 1] \times [0, 1]$ with homogeneous Dirichlet boundary conditions with

$$\begin{cases} f(x, y) &= e^{xy}, \\ g(x, y) &= \sin(xy), \\ h(x, y) &= y^2 - x^2. \end{cases}$$

The number of inner grid points in each direction was $n_0 = 40$ and the dimension of A is $n = n_0^2 = 1600$.

For the second example, the matrix $A = \mathbf{poisson}$ is obtained from the centered finite difference discretization of the two-dimensional Poisson operator

$$u_{xx} + u_{yy} = f(x, y)$$

with Dirichlet boundary conditions on $[0, 1] \times [0, 1]$ with $f(x, y) = 1.25 \times \exp(x + \frac{y}{2})$. The dimension of the matrix A is $n = n_0^2 = 1600$.

For both examples B and C are chosen to be a random matrix with entries uniformly distributed in $[0, 1]$ and $p = 3$.

The obtained plots for this experiment are given in Figures 6.1 and 6.2.

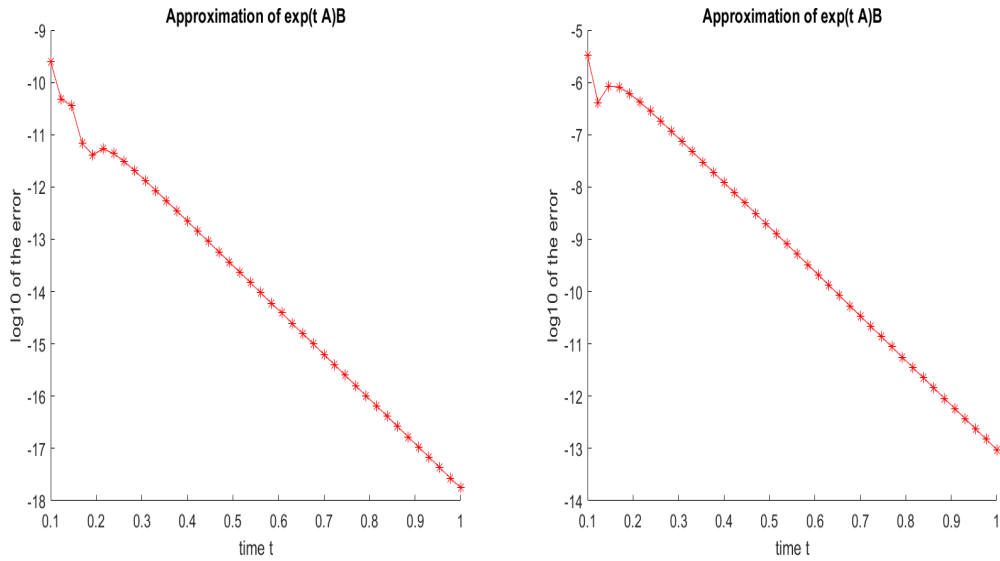


FIG. 6.1. The exact error as a function of time using the matrix $A = \text{fdm}$ for $m = 15$ (left plot) and $m = 10$ (right plot).

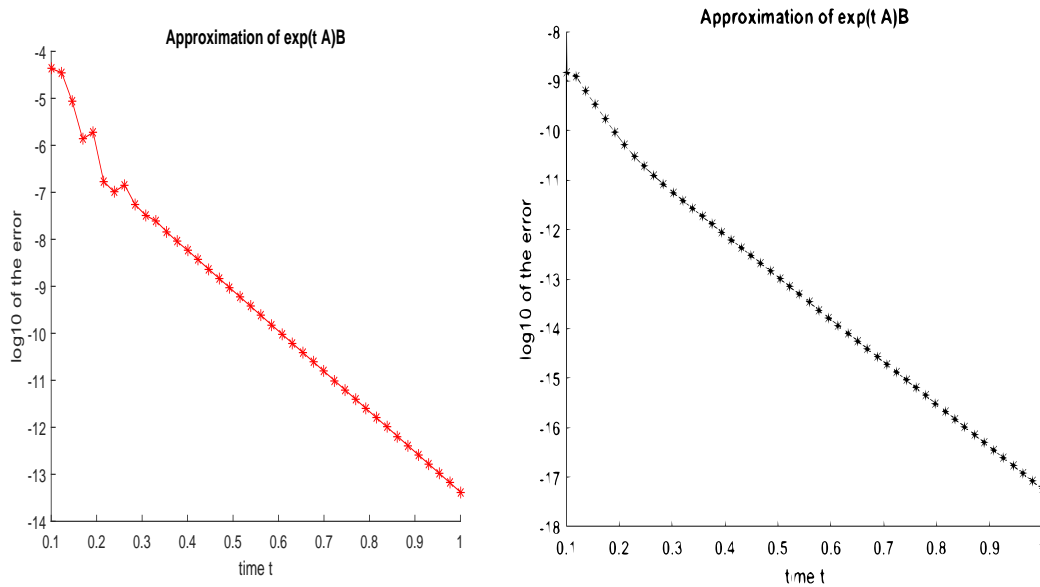


FIG. 6.2. The exact error as a function of time using the matrix $A = \text{poisson}$ for $m = 10$ (left plot) and $m = 15$ (right plot).

Example 2. For the second experiment, we give the H_∞ exact error for different values of iterations $m \in \{10, 15, 20, 25, 30, 40\}$ and a fixed scalar t .

For the first example, we consider the matrix $A = \text{poisson}$ using in the first experiment with $n=6400$ ($n_0 = 80$). For the second example, we use the matrix $A = \text{add32}$ from Sparse Matrix collection.

For both examples B and C are chosen to be a random matrix with entries uniformly distributed in $[0, 1]$. The number of block vectors of matrices B and C are $p=3$ for the first example and $p=4$ for the second one.

The obtained results for this experiment are given in table 6.1.

TABLE 6.1
 H_∞ exact error of $e^{tA}B$ for multiple values of dimension m

Test problem	dim.(m)	$\ X - X_m\ _\infty$
A=poisson n=6400, p=3 t=1	10	5.38×10^{-15}
	20	3.74×10^{-19}
	30	1.10×10^{-19}
	40	3.37×10^{-19}
A=poisson n=6400, p=3 t=2	10	2.40×10^{-20}
	20	1.87×10^{-23}
	30	1.03×10^{-27}
	40	4.54×10^{-28}
A=add32 n=4960, p=4 t = 10^{-2}	10	3.46×10^{-15}
	20	3.14×10^{-13}
	30	4.25×10^{-15}
	40	5.36×10^{-14}
A=add32 n=4960, p=4 t = 10^{-1}	10	3.58×10^{-15}
	20	2.14×10^{-14}
	30	1.27×10^{-14}
	40	7.17×10^{-14}

Example 3. In this experiment, we give the H_∞ norm of the residual error given in theorem 3.2 for different values of time t and a fixed iteration m .

we use the matrices: `Rail3113`, `Rail5177` and `Rail20209` from Benchmark collections [35]. We use also the matrix `add32` from Sparse Matrix collection.

B is chosen to be a random matrix with entries uniformly distributed in $[0, 1]$ for `add32` matrix. For the others examples, B is constructed by `Rail3113`, `Rail5177` and `Rail20209` problems.

For all examples, the matrix C is chosen such that $C = B^T$.

In table 6.2, we report the space of dimension (dim), the H_∞ residual norm $\|R_m\|_\infty$ and the required CPU time for six values of time step $t \in \{10^{-2}, 5 \cdot 10^{-2}, 10^{-1}, 5 \cdot 10^{-1}, 1, 10\}$.

6.2. Examples for approximations of $f(A)V$, for Cauchy-Stieltjes functions. In the following examples, we show the performance of the rational block Lanczos algorithm (Algorithm 2) when approximating $f(A)B$. We used three Cauchy-Stieltjes functions:

$$f_1(x) = x^{-1/2}, \quad f_2(x) = \frac{\log(1+x)}{x}, \quad f_3(x) = \exp(x).$$

In all examples, the initial block vectors B and C are generated randomly with uniformly distributed entries in the interval $[0; 1]$ and the block size p is 5.

Example 4. In this experiment, we consider $f_1(x) = x^{-1/2}$, this function is used for the Neumann-to-Dirichlet map [14] of the differential problem

$$\frac{d^2U(t)}{dt} - AU(t) = 0, \quad t > 0; \quad U'(0) = -B \text{ and } U(\infty) = 0,$$

TABLE 6.2
 H_∞ residual error of $e^{tA}B$ for multiple values of time step t

Test problem	dim.(m)	t	$\ R_m\ _\infty$	time (s)
add32 n=4960, p=4	10	10^{-2}	2.75×10^{-9}	100
		5.10^{-2}	1.79×10^{-10}	
		10^{-1}	4.69×10^{-8}	
		5.10^{-1}	2.24×10^{-8}	
		1	5.11×10^{-8}	
		10	5.89×10^{-7}	
Rail3113 n=3113, p=6	10	10^{-2}	1.84×10^{-10}	5.14
		5.10^{-2}	1.35×10^{-9}	
		10^{-1}	2.11×10^{-9}	
		5.10^{-1}	2.45×10^{-9}	
		1	1.48×10^{-10}	
		10	1.30×10^{-9}	
Rail5177 n=5177, p=6	20	10^{-2}	2.40×10^{-25}	33
		5.10^{-2}	8.38×10^{-27}	
		10^{-1}	5.40×10^{-22}	
		5.10^{-1}	1.03×10^{-25}	
		1	1.44×10^{-19}	
		10	3.49×10^{-25}	
Rail20209 n=20209, p=6	25	10^{-2}	1.59×10^{-32}	600
		5.10^{-2}	7.43×10^{-32}	
		10^{-1}	3.42×10^{-33}	
		5.10^{-1}	2.16×10^{-26}	
		1	2.57×10^{-30}	
		10	8.91×10^{-27}	

where $U(0) = A^{-1/2}B$.

The matrix A was obtained from the three point central finite difference discretization (CFDD) of the following partial differential equation on the unit square $[0; 1] \times [0; 1]$ with Dirichlet homogeneous boundary conditions

$$\begin{cases} \frac{\partial U}{\partial t} - \mathcal{L}_i(U) & = & 0 \text{ on } (0, 1)^2 \times (0, 1), \\ U(x, y, t) & = & 0 \text{ on } \partial(0, 1)^2 \quad \forall t \in [0, 1], \\ U(x, y, 0) & = & B \quad \forall x, y \in [0, 1]^2. \end{cases}$$

The number of discretization in each direction is n_0 and the dimension of the matrix A is $n = n_0^2$. We chose two different matrices A_1 and A_2 , which are coming from CFDD of the following operators

$$\begin{aligned} \mathcal{L}_1(u) &= -u_{xx} - u_{yy}, \\ \mathcal{L}_2(u) &= -100u_{xx} - u_{yy} + 10xu_x. \end{aligned}$$

In table 6.3, we display the exact error $\|f(A)B - f_m\|_\infty$ and the required CPU time for the space of dimension $m \in \{20, 30, 40\}$.

TABLE 6.3
 H_∞ exact error of $A^{-1/2}B$ for the operators $\mathcal{L}_1(u), \mathcal{L}_2(u)$ and for multiple values of n .

Test problem	n	dim.(m)	$\ f(A)B - f_m\ _\infty$	time (s)
$\mathcal{L}_1(u)$	3600	20	4.32×10^{-9}	3.41
		30	8.07×10^{-10}	4.54
		40	6.25×10^{-12}	6.96
	6400	20	5.35×10^{-11}	11.10
		30	3.31×10^{-11}	14.49
		40	2.71×10^{-12}	18.92
	10000	20	3.04×10^{-8}	24.09
		30	2.76×10^{-11}	30.83
		40	1.68×10^{-11}	38.72
$\mathcal{L}_2(u)$	3600	20	2.29×10^{-12}	5.28
		30	8.01×10^{-13}	7.65
		40	4.41×10^{-13}	8.58
	6400	20	2.40×10^{-10}	14.50
		30	4.01×10^{-12}	18.81
		40	3.39×10^{-13}	21.74
	10000	20	1.20×10^{-12}	35.59
		30	1.29×10^{-12}	41.35
		40	7.63×10^{-12}	49.27

Example 5. For the second experiment, we determine approximations of the matrix functions $\log(A_1 + I_n)A_1^{-1}B$ and $\log(A_2 + I_n)A_2^{-1}B$, where $A_1 = \text{tridiag}(1, 2, 1) \in \mathbb{R}^{n \times n}$ and $A_2 \in \mathbb{R}^{n \times n}$ is the block diagonal matrix with 2×2 blocks of the form

$$\begin{bmatrix} a_i & c \\ c & a_i \end{bmatrix},$$

where $c = 1/2$ and $a_i = (2i - 1)/(n + 1)$ for $i = 1, \dots, n/2$. The approximation errors and CPU times are listed in table 6.4.

Example 6. For the last experiment, we consider the same matrices $A = A_1$ and $A = A_2$ using in the previous example to approximate the matrix function $\exp(A)$.

We give the exact error $\|f(A)B - f_m\|_\infty$ and the required CPU time in table 6.5 for different values of n .

7. Conclusion. In this paper, we introduce a new adaptive rational block Lanczos process, which finds application in approximating the matrix exponential and certain Cauchy-Stieltjes functions. We also derive a new expression for the rational residual error and establish error bound for the exact error. By conducting numerical experiments, we demonstrate the effectiveness of the rational block Lanczos subspace method, showcasing its strong performance. We assess the proposed procedure on benchmark problems of medium and large dimensions, and the results indicate that the adaptive approach yields accurate approximations of small dimension.

REFERENCES

- [1] E. J. Allen, J. Baglama and S. K. Boyd, Numerical approximation of the product of the square root of a matrix with a vector, *Lin. Alg. Appl.*, 310 (1-3), pp. 167-181 (2000).

TABLE 6.4
 H_∞ exact error of $\log(A_1 + I_n)A_1^{-1}B$ and $\log(A_2 + I_n)A_2^{-1}B$ for multiple values of n .

Test problem	n	dim.(m)	$\ f(A)B - f_m\ _\infty$	time (s)
A_1	2500	20	1.52×10^{-7}	2.09
		30	2.04×10^{-8}	2.69
	5000	20	6.20×10^{-8}	7.24
		30	8.63×10^{-10}	8.20
	7500	20	3.22×10^{-8}	20.05
		30	6.57×10^{-8}	21.35
10000	20	1.22×10^{-7}	46.89	
	30	1.56×10^{-9}	47.36	
A_2	2500	20	4.21×10^{-8}	1.37
		30	1.02×10^{-10}	1.70
	5000	20	7.65×10^{-7}	5.39
		30	9.62×10^{-9}	5.98
	7500	20	5.10×10^{-7}	14.08
		30	7.32×10^{-11}	14.80
10000	20	3.75×10^{-8}	30.70	
	30	1.96×10^{-10}	31.82	

TABLE 6.5
 H_∞ exact error of e^A .

Test problem	n	dim.(m)	$\ f(A)B - f_m\ _\infty$	time (s)
A_1	2500	20	1.17×10^{-9}	1.55
		30	2.10×10^{-9}	2.06
	5000	20	3.13×10^{-9}	6.67
		30	3.44×10^{-10}	7.33
	7500	20	4.33×10^{-9}	18.12
		30	1.36×10^{-8}	19.45
10000	20	5.96×10^{-10}	42.50	
	30	6.83×10^{-9}	43.61	
A_2	2500	20	2.33×10^{-11}	1.08
		30	1.77×10^{-10}	1.40
	5000	20	3.85×10^{-11}	4.48
		30	3.81×10^{-11}	5.25
	7500	20	1.12×10^{-11}	12.85
		30	2.50×10^{-10}	13.39
10000	20	6.85×10^{-11}	26.39	
	30	4.52×10^{-11}	27.68	

- [2] M. Arioli and D. Loghin, Matrix square-root preconditioners for the Steklov-Poincaré operator, Romanian Academy. Proceedings. Series A: Mathematics, Physics, Technical Sciences, Information Science (2008).
- [3] Z. Bai, D. Day and Q. Ye, ABLE: An adaptive block Lanczos method for non-Hermitian eigenvalue problems, SIAM J. Matrix Anal. Appl., 20(4), 1060-1082 (1999).
- [4] H. Barkouki, A. H. Bentbib and K. Jbilou, An adaptive rational block Lanczos-type algorithm for model reduction of large scale dynamical systems, J. Sci. Comput., 67, 221–236 (2016).
- [5] H. Barkouki, A. H. Bentbib and K. Jbilou, A modified nonsymmetric rational block Lanczos method for model reduction in large scale LTI dynamical systems, Applicationes Mathematicae, 43(2), 277–294 (2016).
- [6] C. Beattie and S. Gugercin, Krylov-based minimization for optimal \mathcal{H}_2 model reduction, in Proceedings of

- the 46th IEEE Conference on Decision and Control., 4385-4390 (2007).
- [7] A. H. Bentbib, M. E. Ghomari and K. Jbilou, An Extended-Rational Arnoldi Method for Large Matrix Exponential Evaluations, *J. Sci. Comput.*, 91(2), 36 (2022).
 - [8] A. Bodendiek and M. Bollhöfer, Adaptive-order rational Arnoldi-type methods in computational electromagnetism, *BIT Numer. Math.*, 54, 357-380 (2014).
 - [9] M. Botchev, V. Grimm and M. Hochbruck, Residual, restarting, and Richardson iteration for the matrix exponential, *SIAM J. Sci. Comput.*, 35(3), A1376-A1397 (2013).
 - [10] G. Dahlquist, Stability and error bounds in the numerical integration of ordinary differential equations, *Diss. Almqvist & Wiksell*, 1958.
 - [11] V. Druskin and L. Knizhnerman, Two polynomial methods of calculating functions of symmetric matrices, *U.S.S.R. Comp. Math. Math. Phys.*, 29(6), 112-121 (1989).
 - [12] V. Druskin and L. Knizhnerman, Krylov subspace approximation of eigenpairs and matrix functions in exact and computer arithmetic, *Numer. Lin. Alg. Appl.*, 2(3), 205-217 (1995).
 - [13] V. Druskin and L. Knizhnerman, Extended Krylov subspaces: Approximation of the matrix square root and related functions, *SIAM J. Matrix Anal. Appl.*, 19(3), 755-771 (1998).
 - [14] V. Druskin and L. Knizhnerman, Gaussian spectral rules for the three-point second differences: I. A two-point positive definite problem in a semi-infinite domain, *SIAM J. Numer. Anal.*, 37(2), 403-422 (1999).
 - [15] V. Druskin, L. Knizhnerman and M. Zaslavsky, Solution of large scale evolutionary problems using rational Krylov subspaces with optimized shifts, *SIAM J. Sci. Comput.*, 31(5), 3760-3780 (2009).
 - [16] V. Druskin and V. Simoncini, Adaptive rational Krylov subspaces for large-scale dynamical systems, *Syst. Contr. Lett.*, 60(8), 546-560 (2011).
 - [17] M. Eiermann and O. Ernst, A restarted Krylov subspace method for the evaluation of matrix functions, *SIAM J. Numer. Anal.*, 44(6), 2481-2504 (2006).
 - [18] R. Friesner, L. Tuckerman, B. Dornblaser and T. Russo, A method for exponential propagation of large systems of stiff nonlinear differential equations, *J. Sci. Comput.*, 4(4), 327-354 (1989).
 - [19] A. Frommer, K. Kahl, T. Lippert and H. Rittich, 2-norm error bounds and estimates for Lanczos approximations to linear systems and rational matrix functions, *SIAM J. Matrix Anal. Appl.*, 34(3), 1046-1065 (2013).
 - [20] A. Frommer and V. Simoncini, Stopping criteria for rational matrix functions of Hermitian and symmetric matrices, *SIAM J. Sci. Comput.*, 30(3), 1387-1412 (2008).
 - [21] E. Gallopoulos and Y. Saad, Efficient solution of parabolic equations by polynomial approximation methods, *SIAM J. Stat. Sci. Comput.*, 13(5), 1236-1264 (1992).
 - [22] S. A. Goreinov, Mosaic-skeleton approximations of matrices generated by asymptotically smooth and oscillative kernels, *Matrix Meth. Comput.*, 42-76 (1999).
 - [23] S. Gugercin, A. C. Antoulas and C. Beattie, Rational Krylov methods for optimal \mathcal{H}_2 model reduction, submitted for publication (2006).
 - [24] S. Guttel, Rational Krylov Methods for Operator Functions, PhD thesis, Institut für Numerische Mathematik und Optimierung der Technischen Universität Bergakademie Freiberg, 2010.
 - [25] S. Guttel, Rational Krylov approximation of matrix functions: Numerical methods and optimal pole selection, *GAMM-Mitteilungen.*, 36(1), 8-31 (2013).
 - [26] S. Guttel and L. Knizhnerman, A black-box rational Arnoldi variant for Cauchy–Stieltjes matrix functions, *Numer. Math.*, 53(3), 595–616 (2013).
 - [27] E. Grimme, K. Gallivan and P. Van Dooren, Rational Lanczos algorithm for model reduction II: Interpolation point selection, *Numer. Alg.*, 12, 33-63 (1998).
 - [28] W. Hackbusch, B. N. Khoromskii and E. E. Tyrtyshnikov, Hierarchical Kronecker tensor-product approximations, *J. Numer. Math.*, 13(2), 119-156 (2005).
 - [29] N. J. Higham, *Functions of Matrices. Theory and Computation*, SIAM (2008).
 - [30] M. Hochbruck and C. Lubich, Exponential integrators for quantum-classical molecular dynamics, *BIT Numer. Math.*, 39, 620-645 (1999).
 - [31] M. Hochbruck, C. Lubich and H. Selhofer, Exponential integrators for large systems of differential equations, *SIAM J. Sci. Comput.*, 19(5), 1552-1574 (1998).
 - [32] L. Knizhnerman, V. Druskin and M. Zaslavsky, On optimal convergence rate of the rational Krylov subspace reduction for electromagnetic problems in unbounded domains, *SIAM J. Numer. Anal.*, 47(2), 953-971 (2009).
 - [33] H. J. Lee, C. C. Chu and W. S. Feng, An adaptive-order rational Arnoldi method for model-order reductions of linear time-invariant systems, *Lin. Alg. Appl.*, 415(2-3), 235-261 (2006).
 - [34] L. Lopez and V. Simoncini, Analysis of projection methods for rational function approximation to the matrix exponential, *SIAM J. Numer. Anal.*, 44(2), 613-635 (2006).
 - [35] V. Mehrmann and T. Penzl, Benchmark collections in SLICOT. Technical Report SLWN1998- 5, SLICOT Working Note, ESAT, KU Leuven, K. Mercierlaan 94, Leuven-Heverlee 3100, Belgium, 1998. Available under <http://www.win.tue.nl/niconet/NIC2/reports.html>.
 - [36] C. Moler and C. Van Loan, Nineteen dubious ways to compute the exponential of a matrix, twenty-five

- years later, *SIAM Review*, 45(1), 3-49 (2003).
- [37] I. Moret and P. Novati, RD-rational approximations of the matrix exponential, *BIT Numer. Math.*, 44, 595-615 (2004).
 - [38] T.V. Nguyen and JR. Li, Multipoint Padé Approximation using a Rational Block Lanczos Algorithm, In *Proc. Intl. Conf. Compt. Aided Design.*, 72-75 (1997).
 - [39] I. V. Oseledets, Lower bounds for separable approximations of the Hilbert kernel, *Sb. Math.*, 198(3), 425-432 (2007).
 - [40] M. Popolizio and V. Simoncini, Acceleration techniques for approximating the matrix exponential operator, *SIAM J. Matrix Anal. Appl.*, 30(2), 657-683 (2008).
 - [41] A. Ruhe, Rational Krylov sequence methods for eigenvalue computation, *Lin. Alg. Appl.*, 58, 391-405 (1984).
 - [42] A. Ruhe, Rational Krylov algorithms for nonsymmetric eigenvalue problems, *IMA Vol. Math. Appl.*, 60, 149-164 (1994).
 - [43] Y. Saad and B. Semeraro, Application of Krylov exponential propagation to fluid dynamics equations, 10th Computational Fluid Dynamics Conference, 1567 (1991).
 - [44] Y. Saad, Analysis of some Krylov subspace approximations to the matrix exponential operator, *SIAM J. Numer. Anal.*, 29(1), 209-228 (1992).
 - [45] A. Soppa, Krylov-Unterraum basierte Modellreduktion zur Simulation von Werkzeugmaschinen, PhD thesis, University Braunschweig, 2011.
 - [46] M.N. Spijker, Numerical ranges and stability estimates, *Appl. Numer. Math.*, 13(1-3), 241-249 (1993).
 - [47] L. Trefethen and M. Gutknecht, The Carathéodory-Fejér method for real rational approximation, *SIAM J. Numer. Anal.*, 20(2), 420-436 (1983).
 - [48] L. Trefethen, J. Weideman and T. Schmelzer, Talbot quadratures and rational approximations, *BIT Numer. Math.*, 46, 653-670 (2006).
 - [49] E. E. Tyrtysnikov, Mosaic-skeleton approximations, *Calcolo*, 33, 47-57 (1996).
 - [50] J. Van den Eshof, A. Frommer, T. Lippert, K. Schilling and H. A. van der Vorst, Numerical methods for the QCD overlap operator. I: Sign-function and error bounds, *Comput. Phys. Commun.*, 146(2), 203-224 (2002).
 - [51] G. Wu and Y. Wei, On analysis of projection methods for rational function approximation to the matrix exponential, *SIAM J. Numer. Anal.*, 48(1), 191-197 (2010).