

EXFOR-based simultaneous evaluation for fast neutron-induced fission cross section of thorium-232

Vidya Devi¹ *, Naohiko Otuka¹ , S. Ganesan²

¹*Nuclear Data Section, Division of Physical and Chemical Sciences, Department of Nuclear Sciences and Applications, International Atomic Energy Agency, A-1400 Wien, Austria*

²*Former Raja Ramanna Fellow, Bhabha Atomic Research Centre, Mumbai 400085, India*

The ²³²Th neutron-induced fission cross section was evaluated from 500 keV to 200 MeV. The experimental ²³²Th fission cross sections and their ratios to the ^{235,238}U fission cross sections in the EXFOR library were reviewed and analysed by the least-squares method. The newly published ²³²Th/²³⁵U fission cross section ratios from the time-of-flight measurements at the CERN n_TOF and CSNS Back-n facilities were compiled in EXFOR. Additional simultaneous evaluation was performed by including the experimental ^{233,238}U and ^{239,240,241}Pu fission cross sections and their ratios. The new evaluation provides the ²³²Th fission cross section systematically lower than the JENDL-5 cross section. The reduction is 4% in the plateau region between 2 and 6 MeV and more significant in the subthreshold fission region. The present evaluation reduces the ²³²Th fission cross section averaged over the ²⁵²Cf spontaneous fission neutron spectrum from the JENDL-5 evaluation by 4%, which is closer to the other general purpose libraries but underestimates Grundl et al's measurement by 11%.

Keywords: *thorium-232, fission, simultaneous evaluation, JENDL, EXFOR*

*Email: vidyathakur@yahoo.co.in

1. Introduction

Over the past three decades, there has been renewed interest in studying the thorium fuel cycle as a potential source for new types of nuclear fuel. In comparison to the uranium fuel cycle, thorium-based nuclear systems are anticipated to offer a significantly higher level of intrinsic safety. Design studies employing Th-U fuel have also shown the possibility of developing nuclear power reactors that are more resistant to nuclear proliferation than the U-Pu fuel cycle. Additionally, research has been reported on design systems aimed at achieving the goal of efficiently reducing weapon-grade plutonium using thorium fuel. Another benefit of using thorium fuel is the reduced creation of higher actinide wastes. For instance, the Indian approach uses a closed fuel cycle using several fuels. There are many critical reviews of thorium as a nuclear fuel with huge potential to create nuclear energy for centuries with better safety characteristics available in the literature¹⁻³.

The Accelerator Driven Subcritical System (ADSS) can help to make use of thorium in power generation faster⁴. In ADSS or comparable fast reactors, ²³²Th fission accounts for 3% of the fissions and at least for 8% in a gas cooled reactor. Indeed, ²³²Th has an important contribution of 2% to delayed neutrons in these advanced reactor systems around the fission threshold (~0.7 MeV) as compared to 0.25% for ²³³U⁵. Therefore, accurate neutron-induced fission cross section of the order of 5% is required⁶. The cross section also plays an important role in estimations of energy amplification and neutron breeding in thorium blanketed fusion-fission hybrid reactors which have significantly harder neutron spectra⁷.

Three decades ago, there was an increase of interest in enhancing the nuclear data of the thorium fuel cycle. In the Indian context, there has previously⁸⁻¹⁰ been a brief discussion of the disparities that currently exist and the need for new and improved data. As multiple fuel cycles (e.g., U-Pu, Th-U) with the option of closing the fuel cycle are envisaged, the nuclear data requirements necessary to develop new systems such as Advanced Heavy Water Reactor (AHWR)^{11,12} with high burnup are demanding and include the entire range of actinides and

fission products for multiple fuels. The International Atomic Energy Agency (IAEA) also executed a Coordinated Research Project (CRP) on “Evaluated Nuclear Data for the Th-U Fuel Cycle”¹³.

Among the ^{232}Th fission cross section in the fast neutron region compiled in the major general purpose libraries, the JENDL-5 library¹⁴ adopts the JENDL-4.0¹⁵ cross section, which was obtained by evaluation of the experimental cross sections (including $^{232}\text{Th}/^{235}\text{U}$ fission cross section ratios multiplied by the JENDL-3.3 ^{235}U fission cross section) above 300 keV by the least-squares analysis code GMA¹⁶. The CENDL-3.2 library adopts the CENDL-3.1 cross section calculated by the UNF code¹⁷ but with revision between 130 and 900 keV considering the measurement by Fursov et al.¹⁸. The ENDF/B-VIII.0¹⁹ cross section is a revision from the cross section evaluated by the EMPIRE code²⁰ for the IAEA Coordinated Research Project¹³, and it is also adopted by the JEFF-3.3²¹ and TENDL-2021²² libraries. The BROND-3.1²³ cross section is originally from the JENDL-4.0 evaluation but adjusted to conserve the reaction cross section constrained by the optical model. Among these evaluations, the fission cross section averaged over the ^{252}Cf spontaneous fission neutron spectrum from JENDL-5 is closest to the experimental values from the most recent measurements by Grundl et al.²⁴ and Dezsö et al.²⁵, and the JENDL-4.0 evaluation is adopted not only by the JENDL-5 library but also by the IRDFF-II library²⁶.

The last measurement considered by the JENDL-4.0 evaluation is the time-of-flight measurement done by Shcherbakov et al.²⁷. About 20 years after the Shcherbakov et al.’s measurement, three new time-of-flight measurement results covering 1 to 200 MeV were published by the CSNS Back-n^{28,29} and CERN n_TOF facility³⁰ collaborations this year (2023). Additionally, two new measurements done with monoenergetic neutron sources were published in 2021-2022^{31,32}.

The purpose of this article is to reevaluate the ^{232}Th neutron-induced fission cross section between 500 keV and 200 MeV by including these experimental datasets newly added in the

EXFOR library³³, and to check whether the evaluation considering these new measurements support the JENDL evaluation or the cross sections in the other major general purpose libraries.

2. Evaluation Method

The present evaluation was conducted using the least-squares analysis code SOK^{34,35}, wherein a prior estimate was updated with individual experimental datasets. For ²³²Th, the cross section in JENDL-5 (below 20 MeV) and the cross section evaluated by Yavshits et al.³⁶ (above 20 MeV) were adopted as the prior estimates. For other nuclides, the JENDL-5 cross sections were adopted as the prior estimate except for the ²³³U cross section above 20 MeV where the simultaneous evaluation result submitted to the JENDL-5 development³⁷ was used.

We followed the JENDL-5 simultaneous evaluation procedure³⁸ and the procedures specific for the current evaluation are briefly outlined below. We first performed simultaneous evaluation with an experimental database compiling the ²³²Th, ^{235,238}U fission cross sections including the ²³²Th/^{235,238}U cross section ratios (“three-nuclide evaluation”). Afterwards, we repeated evaluation with the experimental database extended to ²³³U and ^{239,240,241}Pu fission cross sections and their ratios (“seven-nuclide evaluation”).

All experimental datasets of the ²³²Th cross section and its ratio to the ^{235,238}U cross section in the EXFOR library were reviewed for selection of the datasets to be analysed. The newly published ²³²Th/²³⁵U fission cross section ratios from the time-of-flight measurements at the CERN n_TOF and CSNS Back-n facilities were compiled in EXFOR during this evaluation, and some EXFOR entries from older measurements were revised to include the experimental information in the least-squares analysis as much as possible.

The selection of the experimental datasets for evaluation adhered to the following criteria:

- including a data point between 500 keV and 200 MeV
- reported from 1970 to the present
- both statistical and systematic uncertainties available

The cutoff year (1970) was chosen to be consistent with the $^{233,235,238}\text{U}$ and $^{239,240,241}\text{Pu}$ fission cross section experimental database developed for the JENDL-5 simultaneous evaluation³⁷ and used in the present evaluation. The least-squares solution of the ^{232}Th cross section near the lower (500 keV) and upper (200 MeV) energy boundaries may be affected by the experimental data points not only inside but also outside the energy range, and we included the experimental data points in 300–500 keV and 200–250 MeV in the present evaluation as long as the experimental dataset also has a data point between 500 keV and 200 MeV. On the other hand, we excluded the following datasets from the present evaluation:

- measurement relative to a reference fission cross section but the ratio is not available in EXFOR^{39–41}
- measurement with neutrons from nuclear explosions⁴²
- numerical data not available from the authors in a tabulated form^{43,44}

After the selection, no ^{232}Th cross section dataset was left for our evaluation, and we used $^{232}\text{Th}/^{235,238}\text{U}$ cross section ratio in EXFOR without any modification except for the $^{232}\text{Th}/^{238}\text{U}$ dataset published by Gledenov et al.³². Gledenov et al. obtained two datasets by exchanging the position of the ^{232}Th and ^{238}U (“backward” and “forward” measurements), and their results are compiled in EXFOR 32873.002.1 and 32873.003.1. However, these measurements used the same Th and U samples and this fact makes correlation between the two datasets. In order to take into account this correlation in the present evaluation, we created an ad hoc EXFOR dataset (51011.002) from the two datasets and included it in our experimental database instead of EXFOR 32873.002.1 and 003.1. Table 1 summarizes the experimental $^{232}\text{Th}/^{235,238}\text{U}$ datasets used in the current evaluation.

[Table 1 about here.]

For the target nuclides other than ^{232}Th , the energy range included in fitting is the same as the JENDL-5 simultaneous evaluation, namely from 10 keV (fissile) or 100 keV (non-fissile) to 200 MeV. The experimental database developed for the JENDL-5 simultaneous evaluation³⁷

was adopted for these nuclides with exclusion of one ^{235}U dataset (see the reason outlined in⁴⁵) and inclusion of a few additional datasets as summarized in Table 2.

Belloni et al.⁴⁶ determined the ^{238}U cross sections (EXFOR 23653.004.1 and 23653.004.2), which are by-products of their measurements of the $^{240,242}\text{Pu}$ cross sections relative to n-p scattering and to ^{238}U fission. We merged these two datasets into an ad hoc EXFOR dataset 51014.002 to include in our experimental database the correlation between the two datasets originated from the use of the same neutron flux. Note that they do not report the $^{240}\text{Pu}/^{238}\text{U}$ ratio from their measurement, and we did not use their ^{240}Pu cross section derived from the measured ratio multiplied by the ^{238}U cross section in IAEA Neutron Data Standard⁴⁷ following our data selection criteria.

[Table 2 about here.]

The SOX code³⁷ was utilized to convert all numerical values from the EXFOR library into the SOK input files. In order to construct the energy-energy correlation coefficients, it was assumed during processing by SOX that the uncertainty arising from counting statistics is uncorrelated while the other uncertainties are fully correlated within the same dataset. We assumed any two datasets in our experimental database are independent of each other.

3. Result and Discussion

We performed fitting to a total of 8695 (3268) experimental data points by adjusting 597 (261) evaluated cross sections as fitting parameters, and obtained the least-squares solutions with the reduced chi-square of 4.05 (4.49) for the seven (three)-nuclide evaluation.^a The seven-nuclide evaluation shows better consistency between the fitting result and experimental data points.

^aThe evaluated cross sections in an ASCII file are available as a Supplemental Material of this article.

3.1. Point-wise cross sections

The newly evaluated ^{232}Th cross section and its ratio to the ^{235}U and ^{238}U cross sections are presented in Figs. 1 to 5. The experimental data points used in the current evaluation are represented by symbols in these figures except for Fig. 5, where none of the plotted experimental data points are used in the present evaluation and they are shown just for comparison with the result of the present evaluation. The band accompanying the newly evaluated cross section or its ratio in the figures represents the external uncertainty, which is the internal uncertainty in the least-squares solution multiplied by the square root of the reduced chi-square from the seven-nuclide evaluation.^b

Figure 1 displays the $^{232}\text{Th}/^{235}\text{U}$ cross section ratio below 1 MeV. The ratio is the same for both the current seven- and three-nuclide evaluations. Only three experimental datasets are available in this energy range. Among them, Fursov et al.¹⁸ and Behrens et al.⁴⁹ are close to the present evaluation while Shcherbakov et al.²⁷ do not agree with these two datasets within their respective error bars below 0.85 MeV. Considering low counting statistics of ^{232}Th fission, Fursov et al.¹⁸ changed the fission fragment detection device at 0.85 MeV from an ionization chamber to a track (mica) detector and it could give a more reasonable estimation of the actual ratio than Shcherbakov et al. In presence of Shcherbakov et al's high ratio, the ratio from the present evaluation becomes slightly higher than Fursov et al's ratio below 0.7 MeV. Between 0.85 and 1 MeV, all three experimental datasets come closer and show better consistency with the JENDL-5 and present evaluations.

[Figure 1 about here.]

Figure 2 displays the $^{232}\text{Th}/^{235}\text{U}$ cross section ratio above 1 MeV. The ratio initially obtained from the seven-nuclide evaluation was systematically higher than JENDL-5 and obviously did

^bA reduced chi-square value greater than 1 indicates that the uncertainty resulting from the least-squares fitting (internal uncertainty) is less than that anticipated from the actual discrepancy of the experimental datasets (external uncertainty). See also Sect. 4.4 of Ref.⁴⁸.

not represent the experimental information. We found out that this problem is solved by treating Meadows' ratio⁵⁰ as the shape ratio (i.e., treat its overall normalization factor as an additional fitting parameter). This treatment gives more reasonable fitting with 0.922 ± 0.010 (external uncertainty) as the normalization factor to be multiplied to the original Meadows' ratio. We also attempted fitting excluding Meadows' ratio and confirmed that the result is very similar to the fitting with Meadows' ratio as a shape ratio. This figure shows that the present ratio is systematically lower than the JENDL-5 ratio from 2 to 6 MeV and 7 to 15 MeV. In the plateau between 2 and 6 MeV, JENDL-5 follows the systematically high ratio measured by Fursov et al.¹⁸ while the present fitting does not support it. The inset of Fig. 2 shows that the $^{232}\text{Th}/^{235}\text{U}$ ratio in the high energy region derived from the ^{235}U cross section in JENDL-5 and ^{232}Th cross section evaluated by Yavshits et al. is too high while the present evaluation provides a ratio consistent with the experimental datasets. In the high energy region, the two ratios from CSNS Back-n²⁸ and CERN n_TOF³⁰ published this year (2023) are consistent with the ratio published by Shcherbakov et al.'s ratio. Some data points from the CERN n_TOF measurement are lower than but still consistent with others within the error bars. The present seven- and three-nuclide evaluations provide almost the same ratio above 1 MeV.

[Figure 2 about here.]

Figure 3 shows the experimental $^{232}\text{Th}/^{235}\text{U}$ cross section ratio relative to the newly evaluated $^{232}\text{Th}/^{235}\text{U}$ cross section ratio for recent time-of-flight measurements. Additionally, the JENDL-5 $^{232}\text{Th}/^{235}\text{U}$ cross section ratio relative to the newly evaluated $^{232}\text{Th}/^{235}\text{U}$ cross section ratio is shown by smooth curve. This figure shows the JENDL-5 evaluation follows the ratio measured by Fursov et al. very well. The JENDL-5 evaluation also considers the ratio measured by Shcherbakov et al., Goverdovskii et al. and Behrens et al., and it is not clear why the JENDL-5 evaluation is influenced by the ratio measured by Fursov et al. It is obvious from this figure that the newly evaluated $^{232}\text{Th}/^{235}\text{U}$ ratio is more consistent with the majority of the time-of-flight measurements published before and after JENDL-5 evaluation. Among the three datasets

published in 2023, only Ren et al.²⁹ determined the overall normalization experimentally. Tarrío et al.³⁰ normalized their shape ratio to an absolute ratio at 2.5 - 5 MeV from a previous n.TOF measurement, and Chen et al.²⁸ normalized their shape ratio to 0.364 ± 0.007 b at 14.13 MeV.

[Figure 3 about here.]

Figure 4 shows the $^{232}\text{Th}/^{238}\text{U}$ ratio. There are three new experimental datasets measured with monoenergetic neutron sources published in 2021-2022^{31,32}. The ratio from the present evaluation is systematically lower than the JENDL-5 ratio between 2 and 15 MeV and more consistent with but still systematically higher than the newly measured ratios. In order to understand this deviation, we performed additional fitting for the three-nuclide evaluation excluding the $^{238}\text{U}/^{235}\text{U}$ experimental ratios, and we found this exclusion improves the agreement with the evaluated and measured $^{232}\text{Th}/^{238}\text{U}$ ratios a lot as shown in Fig. 4. This fact reminds us that the scale of the ^{238}U cross section from the JENDL-5 simultaneous evaluation including the $^{238}\text{U}/^{235}\text{U}$ experimental ratios is about 3.5% lower than the scale expected from the ^{252}Cf fission neutron spectrum averaged cross section measured by Grundl et al.²⁴ and recommended by Mannhart⁵¹.

[Figure 4 about here.]

Figure 5 shows that the ^{232}Th cross section from the current evaluation along with the three datasets^{39,40,42} that were published later than 1970 but do not fulfill the conditions mentioned in Sect. 2 and excluded from the present evaluation. Muir et al.⁴² determined the cross section by using the measured $^{232}\text{Th}/^{239}\text{Pu}$ ratio with the ^{239}Pu cross section evaluated by Davey⁵². Muir et al.'s cross section below 1 MeV is systematically higher than the cross section from the current evaluation. The two datasets of the cross section measured by Blons et al.^{39,40} show good agreement with the cross section from the present evaluation except for the energy region near the upper boundary of their measurement.

[Figure 5 about here.]

Figure 6 illustrates the change in the ^{232}Th cross sections in the new evaluations from the

JENDL-5 evaluation in the SAND-II 725 energy group structure. The figure shows that the cross sections from the three- and seven-nuclide evaluations are very similar and they are systematically lower than the JENDL-5 cross section except for a few groups. The reduction from the JENDL-5 cross section is about 4% in the plateau region between 2 and 6 MeV. This partly resolves the discrepancy between the JENDL-5 and n_TOF cross section (7%) discussed in Ref.³⁰. Below 1 MeV, the deviations from the JENDL-5 evaluation become more significant as it is also seen in Fig. 1.

[Figure 6 about here.]

The present evaluation is simultaneous evaluation and the least-squares fitting provides not only the ^{232}Th cross section but also the $^{233,235,238}\text{U}$ and $^{239,240,241}\text{Pu}$ ($^{235,238}\text{U}$) cross sections in the seven-nuclide (three-nuclide) evaluation. Among these cross sections, the ^{235}U cross section adopted in the JENDL-5 library has been validated by various integral benchmark tests (e.g.,⁵³) and the cross section from the present evaluation should be very close to the JENDL-5 cross section. Figure 7 compares the ^{235}U cross section from the present evaluation with the prior cross section taken from the JENDL-5 library. The figure reveals that the seven-nuclide evaluation does not introduce significant changes from the JENDL-5 ^{235}U cross section below 100 MeV. Conversely, the three-nuclide evaluation systematically reduces the prior estimate (i.e., JENDL-5 cross section) between 0.2 and 2 MeV. The unphysical structure of the cross section between 0.1 and 0.2 MeV from the three-nuclide evaluation is resolved in the seven-nuclide evaluation. Based on these findings, we conclude that the seven-nuclide evaluation provides a more reasonable assessment of the ^{232}Th cross section though the two evaluations do not show much difference as seen in Fig. 6.

[Figure 7 about here.]

3.2. Validation by ^{252}Cf spontaneous fission neutron spectrum averaged cross section

The ^{252}Cf spontaneous fission neutron field over the energy range from 0.1 to 20 MeV is recognized as the standard neutron field by the IRDFF-II library. The JENDL-5 simultaneous evaluation³⁸ utilized the spectrum averaged cross section (SACS) measured in this neutron field for validation of the evaluated $^{235,238}\text{U}$ and ^{239}Pu cross sections by comparison with those recommended by Mannhart⁵¹. He does not provide a recommended value for the ^{232}Th cross section but quotes in the same document⁵¹ the SACS measured by Grundl et al.²⁴ (89.4 ± 2.7 mb, the latest experimental ^{252}Cf SACS of the ^{232}Th cross section in EXFOR) for comparison with the SACS derived from the ^{232}Th cross sections in two dosimetry libraries (IRDF-90.2⁵⁴ and JENDL/D-99⁵⁵). To validate the newly evaluated ^{232}Th cross sections, we converted the evaluated point-wise cross sections into group-wise cross sections within the SAND-II 725 energy group structure, and averaged over the ^{252}Cf spontaneous fission neutron spectrum in the same group structure compiled in the IRDFF-II library following the procedure described in Ref.³⁸. The SACS of the present results was obtained by joining the newly evaluated cross section above 500 keV to the cross section in the JENDL-5 library below 500 keV.

Figure 8 shows the ratios to the SACS measured by Grundl et al. for the present evaluation, JENDL-5, CENDL-3.2, JEFF-3.3, ENDF/B-VIII.0 and BROND-3.1 evaluations. Note that the JEFF-3.3 library adopts the ENDF/B-VIII.0 ^{232}Th cross section. The figure shows that the SACS from all evaluations are inconsistent with the SACS measured by Grundl et al. despite the fact that all SACS from these evaluations other than BROND-3.1 evaluation fall within the error bar of the second most recent experimental SACS measured by Dezsö et al.²⁵. The present update from JENDL-5 increases the discrepancy from the measurement by Grundl et al. from 7% to 11%.

Table 3 summarizes the SACS from the present evaluations, JENDL-5 simultaneous evaluation (sok20210404)³⁸ and its update (sok20220324)⁴⁵ in parallel with the measured, evaluated and recommended values. Note that the SACS derived from the JENDL-5 library is slightly

different from the SACS from the simultaneous evaluation submitted to the JENDL project (sok20210404) due to adjustments^{14,37}. The SACS from the present evaluation is 4% lower than the ²³²Th SACS in JENDL-5, which is consistent with what we observe in Fig. 6. Table 3 shows that the ^{233,235,238}U and ^{239,240,241}Pu SACS from the present evaluation is almost unchanged from those derived in the latest SOK simultaneous fitting⁴⁵ except for the ²³⁵U SACS from the three-nuclide evaluation.

[Figure 8 about here.]

[Table 3 about here.]

4. Summary

We presented a new evaluation of the ²³²Th neutron-induced fission cross section by the least-squares method in the energy range from 500 keV to 200 MeV. The simultaneous evaluation considers not only the ²³²Th but also the ^{235,238}U fission cross sections to include the experimental ²³²Th/²³⁵U and ²³²Th/²³⁸U fission cross section ratios in the evaluation. We also expanded the scope of the evaluation from the three nuclides to seven nuclides including the ²³³U and ^{239,240,241}Pu fission cross sections and their corresponding ratios in fitting.

The three- and seven-nuclide evaluations give similar ²³²Th neutron fission cross sections, and they are systematically lower than the JENDL-5 cross sections. The reduction is about 4% in the plateau region between 2 and 6 MeV and more significant in the subthreshold region. Comparisons with the measured and evaluated values were done for the ²⁵²Cf fission neutron spectra averaged cross section (SACS) of the ²³²Th fission cross section. The SACS from the present evaluation is lower than the SACS measured by Grundl et al. by 11% while closer than the JENDL-5 SACS to the SACS of the other general purpose libraries.

Acknowledgement

We are grateful to Yonghao Chen (Institute of High Energy Physics, China), Diego Tarrío (Uppsala University, Sweden) and Zhizhou Ren (University of Science and Technology of China, China) for sharing with us the newly published $^{232}\text{Th}/^{235}\text{U}$ ratio data and Veatriki Michalopoulou (National Technical University of Athens) and Francesca Belloni (CEA Saclay) for answering to our questions on their experimental data. EXFOR compilation of the $^{232}\text{Th}/^{235}\text{U}$ ratios measured at the CSNS Back-n and CERN n_TOF facilities were done with Jimin Wang (China Institute of Atomic Energy) and Emmeric Dupont (CEA Saclay), respectively. We also would like to thank the members of the International Network of Nuclear Reaction Data Centres (NRDC) for maintenance and development of the EXFOR library.

References

- [1] Revol JP, Bourquin M, Kadi Y, et al., editors. Thorium Energy for the World. Springer International Publishing; 2016.
- [2] Dekoussar V, Dyck GR, Galperin A, et al. Thorium fuel cycle – Potential benefits and challenges. International Atomic Energy Agency; 2005. IAEA-TECDOC-1450.
- [3] Jyothi RK, De Melo LGTC, Santos RM, et al. An overview of thorium as a prospective natural resource for future energy. *Frontiers in Energy Research*. 2023;11:1132611, DOI: 10.3389/fenrg.2023.1132611.
- [4] Rubbia C, Rubio JA, Buono S, et al. Conceptual design of a fast neutron operated high power energy amplifier. European Organization for Nuclear Research; 1995. CERN-AT-95-44-ET.
- [5] Abbondanno U, Andriamonje S, Andrzejewski J, et al. Measurements of fission cross sections for the isotopes relevant to the thorium fuel cycle. European Organization for Nuclear Research; 2001. CERN/INTC 2001-025.
- [6] Pronyaev VG. Summary report of the Consultants' Meeting on Assessment of Nuclear Data Needs for Thorium and other Advanced Cycle. International Atomic Energy Agency; 1999. INDC(NDS)-408.
- [7] Liu L. Fusion neutronics experiments for thorium assemblies. In: Girka I, editor. Nuclear fusion - One noble

- goal and a variety of scientific and technological challenges. IntechOpen; 2018.
- [8] Ganesan S. New reactor concepts and new nuclear data needed to develop them. In: Proceedings of the International Conference on Nuclear Data for Science and Technology, Nice, 26 September–1 October 2004; 2005. p. 1411–1416, DOI: 10.1063/1.1945268.
- [9] Ganesan S. Nuclear data requirements for accelerator driven sub-critical systems — A roadmap in the indian context. *Pramana*. 2007;68:257–268, DOI:10.1007/s12043-007-0029-1.
- [10] Ganesan S. Nuclear data development related to the Th-U fuel cycle in India. In: Proceedings of the ThEC13 Conference, Geneva, 27–31 October 2013; 2016. p. 199–206, DOI: 10.1063/1.1945268.
- [11] Maheshwari NK, T KM, V S, et al. Advanced heavy water reactor for thorium utilisation and enhanced safety. In: Barc newsletter january-february 2021. Bhabha Atomic Research Centre; 2021. p. 16–21.
- [12] Vijayan P, Shivakumar V, Basu S, et al. Role of thorium in the Indian nuclear power programme. *Progress in Nuclear Energy*. 2017;101:43–52, DOI: 10.1016/j.pnucene.2017.02.005.
- [13] Capote R, Leal L, Ping L, et al. Evaluated nuclear data for nuclides within the thorium-uranium fuel cycle. International Atomic Energy Agency; 2010. STI/PUB/1435.
- [14] Iwamoto O, Iwamoto N, Kunieda S, et al. Japanese evaluated nuclear data library version 5: JENDL-5. *Journal of Nuclear Science and Technology*. 2023;60:1–60, DOI: 10.1080/00223131.2022.2141903.
- [15] Shibata K, Iwamoto O, Nakagawa T, et al. JENDL-4.0: A new library for nuclear science and engineering. *Journal of Nuclear Science and Technology*. 2011;48:1–30, DOI: 10.1080/18811248.2011.9711675.
- [16] Poenitz WP, Aumeier SE. The simultaneous evaluation of the standards and other cross sections of importance for technology. Argonne National Laboratory; 1997. ANL/NDM-139.
- [17] Han Y, Shen Q, Zhang J, et al. Calculation and analysis of $n+^{232}\text{Th}$ reaction cross sections. *Nuclear Science and Engineering*. 2003;143:202–210.
- [18] Fursov BI, Baranov EY, Klemyshev MP, et al. Measurements of the fission cross section ratios $^{232}\text{Th}/^{235}\text{U}$ and $^{234}\text{U}/^{235}\text{U}$ for 0.13–7.4 MeV neutrons. *Soviet Atomic Energy*. 1991;71:827–831, DOI: 10.1007/BF01123535. EXFOR 41111.
- [19] Brown DA, Chadwick MB, Capote R, et al. ENDF/B-VIII.0: The 8th major release of the nuclear reaction

- data library with CIELO-project cross sections, new standards and thermal scattering data. Nuclear Data Sheets. 2018;148:1–142, DOI: 10.1016/j.nds.2018.02.001.
- [20] Herman M, Capote R, Carlson BV, et al. EMPIRE: Nuclear reaction model code system for data evaluation. Nuclear Data Sheets. 2007;108:2655–2715, DOI: 10.1016/j.nds.2007.11.003.
- [21] Plompen AJM, Cabellos O, De Saint Jean C, et al. The joint evaluated fission and fusion nuclear data library, JEFF-3.3. The European Physical Journal A. 2020;56:181, DOI: 10.1140/epja/s10050–020–00141–9.
- [22] Koning AJ, Rochman D, Sublet JC, et al. TENDL: Complete nuclear data library for innovative nuclear science and technology. Nuclear Data Sheets. 2019;155:1–55, DOI: 10.1016/j.nds.2019.01.002.
- [23] Blokhin AI, Gai EV, Ignatyuk AV, et al. New version of neutron data library BROND-3.1. Voprosy Atomnoy Nauki i Tekhniki, Seriya Yaderno-Reaktornye Konstanty. 2016;(2):62–93. In Russian.
- [24] Grundl JA, Gilliam DM. Fission cross-section measurements in reactor physics and dosimetry benchmarks. Transactions of the American Nuclear Society. 1983;44:533–535. EXFOR 10809,12821.
- [25] Dezsö Z, Csikai J. (n,p) and (n,f) cross section measurements for cf-252 neutron spectrum. In: Proceedings of the VIIth International Symposium on the Interaction of Fast Neutrons with Nuclei, Gaussig, 21–25 November 1977. International Atomic Energy Agency; 1978. p. 44–46; INDC(GDR)-10. EXFOR 30415.
- [26] Trkov A, Griffin PJ, Simakov SP, et al. IRDFF-II: A new neutron metrology library. Nuclear Data Sheets. 2020;163:1–108, DOI: 10.1016/j.nds.2019.12.001.
- [27] Shcherbakov O, Donets A, Evdokimov A, et al. Neutron-induced fission of ^{233}U , ^{238}U , ^{232}Th , ^{239}Pu , ^{237}Np , $^{\text{nat}}\text{Pb}$ and ^{209}Bi relative to ^{235}U in the energy range 1–200 MeV. Journal of Nuclear Science and Technology Supplement. 2002;2:230–233, DOI: 10.1080/00223131.2002.10875081. EXFOR 41455.
- [28] Chen Y, Yang Y, Ren Z, et al. Measurement of neutron-induced fission cross sections of ^{232}Th from 1 to 300 MeV at CSNS Back-n. Physics Letters B. 2023;839:137832, DOI: 10.1016/j.physletb.2023.137832. EXFOR 32887.
- [29] Ren Z, Yang Y, Chen Y, et al. Measurement of the $^{232}\text{Th}(n,f)$ cross section from 1 MeV to 200 MeV at CSNS Back-n. Nuclear Science and Techniques. 2023;34:115, DOI: 10.1007/s41365–023–01271–7. EXFOR 32889.
- [30] Tarrío D, Tassan-Got L, Duran I, et al. Neutron-induced fission cross sections of ^{232}Th and ^{233}U up to 1 GeV

- using parallel plate avalanche counters at the CERN n_TOF facility. *Physical Review C*. 2023;107:044616, DOI: 10.1103/PhysRevC.107.044616. EXFOR 23654.
- [31] Michalopoulou V, Axiotis M, Chasapoglou S, et al. Measurement of the $^{232}\text{Th}(n,f)$ cross section with quasi-monoenergetic neutron beams in the energy range 2–18 MeV. *The European Physical Journal A*. 2021; 57:277, DOI: 10.1140/epja/s10050-021-00590-w. EXFOR 23756, 51012.
- [32] Gledenov YM, Cui Z, Liu J, et al. Cross section of the $^{232}\text{Th}(n,f)$ reaction in the MeV neutron energy region. *The European Physical Journal A*. 2022;58:86, DOI: 10.1140/epja/s10050-022-00716-8. EXFOR 32873, 51011.
- [33] Otuka N, Dupont E, Semkova V, et al. Towards a more complete and accurate experimental nuclear reaction data library (EXFOR): International collaboration between Nuclear Reaction Data Centres (NRDC). *Nuclear Data Sheets*. 2014;120:272–276, DOI: 10.1016/j.nds.2014.07.065.
- [34] Kawano T, Matsunobu H, Murata T, et al. Simultaneous evaluation of fission cross sections of uranium and plutonium isotopes for JENDL-3.3. *Journal of Nuclear Science and Technology*. 2000;37:327–334, DOI: 10.1080/18811248.2000.9714902.
- [35] Kawano T, Matsunobu H, Murata T, et al. Evaluation of fission cross sections and covariances for ^{233}U , ^{235}U , ^{238}U , ^{239}Pu , ^{240}Pu , and ^{241}Pu . Japan Atomic Energy Research Institute; 2000. JAERI-Research 2000-004. DOI: 10.11484/jaeri-research-2000-004.
- [36] Yavshits S, Boykov G, Ippolitov V, et al. Multiconfiguration fission cross-sections at transitional energy region 20-200 MeV. International Atomic Energy Agency; 2001. INDC(CCP)-430. p. 83–94.
- [37] Otuka N, Iwamoto O. EXFOR-based simultaneous evaluation of neutron-induced uranium and plutonium fission cross sections for JENDL-5: Inputs and outputs. Japan Atomic Energy Agency; 2022. JAEA-Data/Code 2022-005. DOI: 10.11484/jaea-data-code-2022-005.
- [38] Otuka N, Iwamoto O. EXFOR-based simultaneous evaluation of neutron-induced uranium and plutonium fission cross sections for JENDL-5. *Journal of Nuclear Science and Technology*. 2022;59:1004–1036, DOI: 10.1080/00223131.2022.2030259.
- [39] Blons J, Mazur C, Paya D. Evidence for rotational bands near the $^{232}\text{Th}(n,f)$ fission threshold. *Physical Review*

- Letters. 1975;35:1749–1751, DOI: 10.1103/PhysRevLett.35.1749. EXFOR 20796.
- [40] Blons J, Mazur C, Paya D, et al. The asymmetric deformation of ^{232}Th and ^{233}Th . Centre d'Etudes de Bruyères-Châtel; 1980. CEA-CONF 5122. EXFOR 21656.
- [41] Gârlea I, Miron-Gârlea C, Roşu HN, et al. Integral neutron cross sections measured around 14 MeV. Revue Roumaine de Physique. 1992;37:19–25. EXFOR 31459.
- [42] Muir DW, Veaser LR. Neutron-induced fission cross sections of ^{230}Th and ^{231}Pa . In: Proceedings of the Third Conference on Neutron Cross Sections and Technology, Knoxville, 15–17 March 1971; Vol. 1; 1971. p. 292–298. EXFOR 10223.
- [43] Lisowski PW, Ullmann JL, Balestrini SJ, et al. Neutron induced fission cross section ratios for ^{232}Th , $^{235,238}\text{U}$, ^{237}Np and ^{239}Pu from 1 to 400 MeV. In: Proceedings of the International Conference on Nuclear Data for Science and Technology, Mito, 30 May–3 June 1988; 1988. p. 97–99. EXFOR 14176.
- [44] Konecny E, Busse W, Efken B, et al. Suche nach intermediären Substrukturen im Spaltungsquerschnitt von $^{232}\text{Th}+n$. Zeitschrift für Physik. 1972;251:400–403, DOI: 10.1007/BF01391733. EXFOR 22608.
- [45] Otuka N, Iwamoto O. Simultaneous evaluation of uranium and plutonium fast neutron fission cross sections up to 200 MeV for JENDL-5 and its updates. EPJ Web of Conferences. 2023;284:08011, DOI: 10.1051/epj-conf/202328408011.
- [46] Belloni F, Eykens R, Heyse J, et al. Neutron induced fission cross section measurements of ^{240}Pu and ^{242}Pu relative to the neutron–proton scattering cross section at 2.5 and 14.8 MeV. The European Physical Journal A. 2022;58:227, DOI:10.1140/epja/s10050–022–00858–9. EXFOR 23653.
- [47] Carlson AD, Pronyaev VG, Capote R, et al. Evaluation of the neutron data standards. Nuclear Data Sheets. 2018;148:143–188, DOI: 10.1016/j.nds.2018.02.002.
- [48] Mughabghab S. Atlas of Neutron Resonances (sixth edition). Elsevier Science; 2018.
- [49] Behrens JW, Browne JC, Ables E. Measurement of the neutron-induced fission cross section of ^{232}Th relative to ^{235}U from 0.7 to 30 MeV. Nuclear Science and Engineering. 1982;81:512–519, DOI: 10.13182/NSE82–A21440. EXFOR 10658.
- [50] Meadows JW. The fission cross sections of some thorium, uranium, neptunium and plutonium isotopes rela-

- tive to ^{235}U . Argonne National Laboratory; 1983. ANL/NDM-83. EXFOR 10843.
- [51] Mannhart W. Response of activation reactions in the neutron field of californium-252 spontaneous fission. International Atomic Energy Agency; 2006. STI/DOC/010/452. p. 30–45.
- [52] Davey WG. Selected fission cross sections for ^{232}Th , ^{233}U , ^{234}U , ^{235}U , ^{236}U , ^{237}Np , ^{238}U , ^{239}Pu , ^{240}Pu , ^{241}Pu , and ^{242}Pu . Nuclear Science and Engineering. 1968;32:35–45, DOI: 10.13182/NSE68–A18821.
- [53] Tada K, Nagaya Y, Taninaka H, et al. JENDL-5 benchmarking for fission reactor applications. Journal of Nuclear Science and Technology. 2023;60:??–??, DOI: 10.1080/00223131.2023.2197439.
- [54] Kocherov NP, McLaughlin PK. The International Reactor Dosimetry File (IRDF-90 version2). International Atomic Energy Agency; 1996. IAEA-NDS-141 Rev.4.
- [55] Kobayashi K, Iguchi T, Iwasaki S, et al. JENDL Dosimetry File 99 (JENDL/D-99). Japan Atomic Energy Research Institute; 2002. JAERI-1344. DOI: 10.11484/jaeri-1344.
- [56] Otuka N. EXFOR/CINDA dictionary manual. International Atomic Energy Agency; 2014. IAEA-NDS-213 Rev. 2023/05.
- [57] Meadows JW. The fission cross sections of ^{230}Th , ^{232}Th , ^{233}U , ^{234}U , ^{236}U , ^{238}U , ^{237}Np , ^{239}Pu and ^{242}Pu relative to ^{235}U at 14.74 MeV neutron energy. Annals of Nuclear Energy. 1988;15:421–429, DOI: 10.1016/0306–4549(88)90038–2. EXFOR 13134.
- [58] Manabe F, Kanda K, Iwasaki T, et al. Measurements of neutron induced fission cross section ratios of ^{232}Th , ^{233}U , ^{234}U , ^{236}U , ^{238}U , ^{237}Np , ^{242}Pu and ^{243}Am relative to ^{235}U around 14 MeV. The Technology Reports of Tōhoku University. 1988;52:97–126. EXFOR 22282.
- [59] Kanda K, Imaruoka H, Yoshida K, et al. Measurement of fast neutron induced fission cross sections of ^{232}Th , ^{233}U and ^{234}U relative to ^{235}U . Radiation Effects. 1986;93:233–236, DOI: 10.1080/00337578608207460. EXFOR 22014.
- [60] Goverdovskii AA, Gordyushin AK, Kuz'minov BD, et al. Measurement of the cross sections for fissioning of heavy nuclei by 16-mev neutrons. Soviet Atomic Energy. 1986;60:494–496, DOI: 10.1007/BF01124099. EXFOR 40885.
- [61] Goverdovskii AA, Gordyushin AK, Kuz'minov BD, et al. Measurement of the ratio of the ^{232}Th and ^{235}U

- fission cross sections in a neutron energy range 5–10 MeV. *Soviet Atomic Energy*. 1986;61:958–960, DOI: 10.1007/BF01122289. EXFOR 40888.
- [62] Gârlea I, Miron C, Dobrea D, et al. Measuring of the integral cross sections at 14 MeV, for reactions $^{115}\text{In}(n,n')$, $^{197}\text{Au}(n,2n)$, $^{93}\text{Nb}(n,2n)$, $^{27}\text{Al}(n,\alpha)$, $^{56}\text{Fe}(n,p)$, $^{239}\text{Pu}(n,f)$, $^{238}\text{U}(n,f)$, $^{232}\text{Th}(n,f)$ and $^{237}\text{Np}(n,f)$. *Revue Roumaine de Physique*. 1984;29:421–426. EXFOR 30813.
- [63] Nordborg C, Condé H, Strömberg LG. Fission cross section ratio measurements of $^{232}\text{Th}/^{235}\text{U}$ and $^{236}\text{U}/^{235}\text{U}$. In: *Proceedings of an International Conference on Neutron Physics and Nuclear Data for Reactors and Other Applied Purposes*, Harwell, 25–29 September 1978; 1978. p. 910–915. EXFOR 20844.
- [64] Arlt R, Josch M, Musiol G, et al. Absolute fission cross section measurement on ^{235}U at 8.4 MeV neutron energy. In: *Proceedings of the X-th International Symposium on Selected Topics of the Interaction of Fast Neutrons and Heavy Ions with Atomic Nuclei*, Gaussig, 17–21 November 1980. International Atomic Energy Agency; 1981. p. 35–39; INDC(GDR)-19. EXFOR 31833.
- [65] Duran I, Paradela C, Caamaño M, et al. High-resolution evaluation of the $\text{U5}(n,f)$ cross section from 3 keV to 30 keV. *EPJ Web of Conferences*. 2019;211:02003, DOI: 10.1051/epjconf/201921102003. EXFOR 23294.
- [66] Ren Z, Yang Y, Liu R, et al. Measurement of the $^{236,238}\text{U}(n,f)$ cross sections from the threshold to 200 MeV at CSNS Back-n. *The European Physical Journal A*. 2023;59:5, DOI: 10.1140/epja/s10050-022-00910-8. EXFOR 32886.
- [67] Snyder L, Anastasiou M, Bowden NS, et al. Measurement of the $^{239}\text{Pu}(n,f)/^{235}\text{U}(n,f)$ cross-section ratio with the NIFFTE fission Time Projection Chamber. *Nuclear Data Sheets*. 2021;178:1–40. EXFOR 14721.
- [68] Amaducci S, Cosentino L, Barbagallo M, et al. Measurement of the $^{235}\text{U}(n,f)$ cross section relative to the $^6\text{Li}(n,t)$ and $^{10}\text{B}(n,\alpha)$ standards from thermal to 170 keV neutron energy range at n.TOF. *The European Physical Journal A*. 2019;55:120, DOI: 10.1140/epja/i2019-12802-7. EXFOR 23453,51006.
- [69] Nolte R, Allie MS, Brooks FD, et al. Cross sections for neutron-induced fission of ^{235}U , ^{238}U , ^{209}Bi , and $^{\text{nat}}\text{Pb}$ in the energy range from 33 to 200 MeV measured relative to n-p scattering. *Nuclear Science and Engineering*. 2007;156:197–210, DOI: 10.13182/NSE06-14. EXFOR 23078.
- [70] Carlson AD, Wasson OA, Lisowski PW, et al. Measurements of the ^{235}U cross section in the 3 to 30 MeV

- neutron energy region. In: Proceedings of the International Conference on Nuclear Data for Science and Technology, Jülich, 13–17 May 1991; 1992. p. 518–520, DOI: 10.1007/978-3-642-58113-7_147. EXFOR 14015.
- [71] Lisowski PW, Gavron A, Parker WE, et al. Fission cross sections in the intermediate energy region. In: Proceedings of a Specialists' Meeting on Neutron Cross Section Standards for the Energy Region above 20 MeV, Uppsala, 21–23 May 1991; 1976. p. 177–186; NEANDC-305. EXFOR 14016.
- [72] Merla K, Hausch P, Herbach CM, et al. Absolute measurement of neutron induced fission cross-sections of ^{235}U , ^{238}U , ^{237}Np and ^{239}Pu . In: Proceedings of the International Conference on Nuclear Data for Science and Technology, Jülich, 13–17 May 1991; 1992. p. 510–513, DOI: 10.1007/978-3-642-58113-7_145. EXFOR 22304,51010.
- [73] Kalinin VA, Kuz'min VN, Solin LM, et al. Correction to the results of absolute measurements of the ^{235}U fission cross section with 1.9 and 2.4-MeV neutrons. Soviet Atomic Energy. 1991;71:700–704, DOI: 10.1007/BF01121671. EXFOR 41112.
- [74] Iwasaki T, Karino Y, Matsuyama S, et al. Measurement of ^{235}U fission cross section around 14 MeV. In: Proceedings of the International Conference on Nuclear Data for Science and Technology, Mito, 30 May–3 June 1988; 1988. p. 87–90. EXFOR 22091.
- [75] Li J, Shen G, Ye Z, et al. Absolute measurement of ^{235}U fission cross section induced by 14.2 MeV neutrons. Chinese Journal of Nuclear Physics. 1988;10:237–243. In Chinese. EXFOR 30721.
- [76] Carlson AD, Behrens JW, Johnson RG, et al. Absolute measurements of the $^{235}\text{U}(\text{n},\text{f})$ cross section for neutron energies from 0.3 to 3 MeV. In: Proceedings of an Advisory Group Meeting on Nuclear Standard Reference Data, Geel, 12–16 November 1984. International Atomic Energy Agency; 1985. p. 162–166; IAEA-TECDOC-335. EXFOR 10987.
- [77] Dias MS, Carlson AD, Johnson RG, et al. Application of the dual thin scintillator neutron flux monitor in a $^{235}\text{U}(\text{n},\text{f})$ cross-section measurement. In: Proceedings of an Advisory Group Meeting on Nuclear Standard Reference Data, Geel, 12–16 November 1984. International Atomic Energy Agency; 1985. p. 467–470; IAEA-TECDOC-335. EXFOR 12924.

- [78] Dushin VN, Fomichev AV, Kovalenko SS, et al. Statistical analysis of experimental data on the cross sections of $^{233,235,238}\text{U}$, ^{237}Np , $^{239,242}\text{Pu}$ fission by neutrons of energy 2.6, 8.5, and 14.5 MeV. Soviet Atomic Energy. 1983;55:656–660, DOI: 10.1007/BF01124127. EXFOR 51001.
- [79] Li J, Li A, Rong C, et al. Absolute measurements of fission cross sections for ^{235}U and ^{239}Pu induced by 14.7 MeV neutron using the associated particle method. Chinese Journal of Nuclear Physics. 1983;5:45–50. In Chinese. EXFOR 30634.
- [80] Wasson OA, Meier MM, Duvall KC. Absolute measurement of the uranium-235 fission cross section from 0.2 to 1.2 MeV. Nuclear Science and Engineering. 1982;81:196–212, DOI: 10.13182/NSE82–A20085. EXFOR 10950.
- [81] Wasson OA, Carlson AD, Duvall KC. Measurement of the ^{235}U neutron-induced fission cross section at 14.1 MeV. Nuclear Science and Engineering. 1982;80:282–303, DOI: 10.13182/NSE82–A21431. EXFOR 10971.
- [82] Weston LW, Todd JH. Subthreshold fission cross section of ^{240}Pu and the fission cross sections of ^{235}U and ^{239}Pu . Nuclear Science and Engineering. 1984;88:567–578, DOI: 10.13182/NSE84–A18373. EXFOR 12877.
- [83] Mahdavi M, Knoll GF, Robertson JC. Measurements of the 14 MeV fission cross-sections for ^{235}U and ^{239}Pu . In: Nuclear Data for Science and Technology, Proceedings of the International Conference, Antwerp 6–10 September 1982. Central Bureau for Nuclear Measurements; 1983. p. 58–61, DOI: 10.1007/978–94–009–7099–1_12; EUR 8355. EXFOR 12826.
- [84] Cance M, Grenier G. Mesures absolues des sections efficaces de fission de ^{235}U a 2,5 MeV et 4,5 MeV et de ^{241}Am a 14,6 MeV. Centre d'Etudes de Bruyères-Châtel; 1981. CEA-N-2194. In French. EXFOR 21620.
- [85] Murzin AV, Rudyk AF, Libman VA. Measurement of the ^{233}U and ^{235}U fission cross sections at neutron energy of 24.5 keV. In: Proceedings of the 5th All Union Conference on Neutron Physics, Kyiv, 15–19 September 1980; Vol. 2; 1980. p. 257–261. In Russian. EXFOR 40587.
- [86] Zhagrov EA, Nemilov YA, Platonov AV, et al. Fission cross sections of ^{233}U and ^{235}U in intermediate neutron energy range. In: Proceedings of the 5th All Union Conference on Neutron Physics, Kyiv, 15–19 September 1980; Vol. 3; 1980. p. 45–48. In Russian. EXFOR 40610.

- [87] Ge Z, Xu R, Wu H, et al. CENDL-3.2: The new version of Chinese general purpose evaluated nuclear data library. EPJ Web of Conferences. 2020;239:09001, DOI: 10.1051/epjconf/202023909001.

Table 1 $^{232}\text{Th}/^{235,238}\text{U}$ fission cross section ratios included in the experimental database for the present evaluation.

“Ver.,” “Lab.” and “Pts.” give the date (N2) of the SUBENT record in EXFOR, EXFOR/CINDA abbreviation⁵⁶

of the institute where the experiment was performed, and number of data points, respectively.

EXFOR #	Ver.	First author	Year	Lab.	Pts.	Energy range (eV)		Ref.
$^{232}\text{Th}/^{235}\text{U}$								
32889.002.1	20230609	Z.Ren	2023	3CPRIHP	86	1.0E+06	2.1E+08	29
23654.002.1	20230502	D.Tarrío	2023	2ZZZCER	181	1.0E+06	2.5E+08	30
32887.002.1	20230401	Y.Chen	2023	3CPRIHP	109	1.0E+06	2.4E+08	28
23756.002.1 ^a	20221007	V.Michalopoulou	2021	2GRCATH	2	2.0E+06	2.5E+06	31
41455.006	20220914	O.Shcherbakov	2002	4RUSLIN	166	5.8E+05	2.0E+08	27
41111.002	20221011	B.Fursov	1991	4RUSFEI	66	3.5E+05	7.4E+06	18
13134.003.1	20170724	J.W.Meadows	1988	1USAANL	1	1.5E+07	1.5E+07	57
22282.002.1	20130924	F.Manabe	1988	2JPNTOH	4	1.3E+07	1.5E+07	58
22014.002	20210315	K.Kanda	1986	2JPNTOH	17	1.5E+06	6.8E+06	59
40885.002	20221017	A.A.Goverdovskii	1986	4RUSFEI	1	1.6E+07	1.6E+07	60
40888.002	20221017	A.A.Goverdovskii	1986	4RUSFEI	33	4.9E+06	1.0E+07	61
30813.011	20190722	I.Garlea	1984	3RUMBUC	1	1.5E+07	1.5E+07	62
10843.003.1 ^b	20221018	J.W.Meadows	1983	1USAANL	69	1.3E+06	9.9E+06	50
10658.002	20221020	J.W.Behrens	1982	1USALRL	144	7.1E+05	3.3E+07	49
20844.002	20221024	C.Nordborg	1978	2SWDUPP	23	4.6E+06	8.8E+06	63
$^{232}\text{Th}/^{238}\text{U}$								
23756.002.2 ^c	20221007	V.Michalopoulou	2021	2GRCATH	2	2.0E+06	2.5E+06	31
23756.003.1	20221007	V.Michalopoulou	2021	2GRCATH	10	3.0E+06	1.8E+07	31
51011.002 ^d	20221111	Yu.M.Gledenov	2022	3CPRBJG	24	4.2E+06	1.2E+07	32

^aEXFOR # is 51012.002 in our experimental database.

^btreated as shape ratio.

^cEXFOR # is 51012.003 in our experimental database.

^dad hoc EXFOR entry prepared from 32873.002.1 and 003.1.

Table 2 Update of the experimental database for $^{233,235,238}\text{U}$ and $^{239,240,241}\text{Pu}$ fission cross sections and their ratios from the database used for JENDL-5 simultaneous evaluation³⁷. EXFOR 31833.002 was deleted whereas the other ones were added. See the caption of Table 1 for “Ver.,” “Lab.” and “Pts.”.

Reaction	EXFOR #	Ver.	First author	Year	Lab.	Pts.	Energy range (eV)		Ref.
$^{233}\text{U}/^{235}\text{U}$	23654.003.1	20230502	D.Tarrío	2023	2ZZZCER	110	1.0E+04	2.3E+08	30
^{235}U	31833.002	20201103	R.Arlt	1980	2GERZFK	1	8.2E+06	8.2E+06	64
^{235}U	23294.004	20211216	I.Duran	2019	2ZZZCER	8	7.5E+03	2.7E+04	65
^{238}U	51014.002	20221222	F.Belloni	2022	2GERPTB	4	2.5E+06	1.5E+07	46
$^{238}\text{U}/^{235}\text{U}$	32886.003.1	20230206	Z.Ren	2023	3CPRIHP	135	5.1E+05	1.8E+08	66
$^{239}\text{Pu}/^{235}\text{U}$	14721.002	20211220	L.Snyder	2021	1USALAS	119	1.1E+05	9.7E+07	67
^{240}Pu	23653.002.1	20221126	F.Belloni	2022	2GERPTB	2	2.5E+06	1.5E+07	46

Table 3 Californium-252 spontaneous fission neutron spectrum averaged cross sections (mb).

	²³² Th	²³³ U	²³⁵ U	²³⁸ U	²³⁹ Pu	²⁴⁰ Pu	²⁴¹ Pu
Present (7 nuclides)	81.1	1900	1220	314	1812	1337	1606
Present (3 nuclides)	81.2		1209	314			
sok20220324 ⁴⁵		1899	1221	315	1814	1339	1608
sok20210404 ³⁸		1900	1223	316	1808	1340	1606
JENDL-5 ¹⁴	83.6	1901	1221	321	1808	1340	1606
Dezsö and Csikai ²⁵	84.7±4.9			310.9±14.0			
Grundl and Gilliam ²⁴	89.4±2.7	1893±48	1216±19	326±6.5	1824±35	1337±32	1616±80
Mannhart ⁵¹			1210±15	325.7±5.3	1812 ±25		

Figure Captions

- Figure 1** $^{232}\text{Th}/^{235}\text{U}$ fission cross section ratios below 1 MeV from the present evaluations along with the experimental ratios^{18,27,49} used in the present evaluation.
- Figure 2** $^{232}\text{Th}/^{235}\text{U}$ fission cross section ratios above 1 MeV from the present evaluations along with the experimental ratios^{18,27–31,49,50,57–63} used in the present evaluation. “J.W.Meadows absolute” stands for the seven-nuclide evaluation including Meadows’ ratio as the absolute ratio.
- Figure 3** $^{232}\text{Th}/^{235}\text{U}$ fission cross section ratios from time-of-flight measurements^{18,27–30,49,61} relative to the ratio from present evaluation above 2 MeV. The smooth curve shows the JENDL-5 $^{232}\text{Th}/^{235}\text{U}$ cross section ratio relative to the newly evaluated $^{232}\text{Th}/^{235}\text{U}$ cross section ratio.
- Figure 4** $^{232}\text{Th}/^{238}\text{U}$ fission cross section ratios from the present evaluations along with the experimental ratios^{31,32} used in the present evaluation. “3 nuclides w/o $^{238}\text{U}/^{235}\text{U}$ ” stands for the three-nuclide evaluation excluding the experimental $^{238}\text{U}/^{235}\text{U}$ ratios.
- Figure 5** ^{232}Th fission cross sections from the present evaluations along with the experimental cross sections^{39,40,42} that were excluded from the present evaluation.
- Figure 6** Difference in ^{232}Th fission cross sections between evaluations.

Figure 7 ^{235}U fission cross sections from the present evaluations along with the experimental cross sections^{65,68–86} used in the present evaluation.

Figure 8 ^{252}Cf spontaneous fission neutron spectrum averaged cross sections relative to those measured by Grundl et al.²⁴ for the present evaluation, evaluated data libraries^{14,19,21,23,87} as well as the one measured by Dezsö²⁵. The JEFF-3.3 adopts ENDF/B-VIII evaluation.

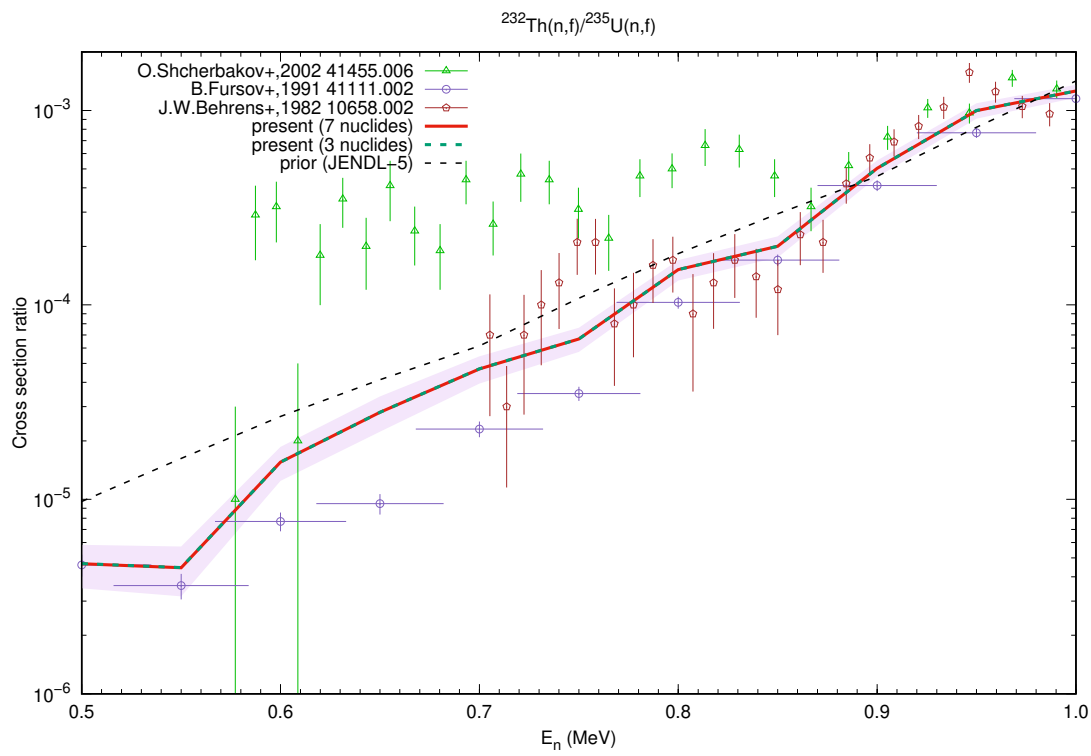


Figure 1 $^{232}\text{Th}/^{235}\text{U}$ fission cross section ratios below 1 MeV from the present evaluations along with the experimental ratios^{18,27,49} used in the present evaluation.

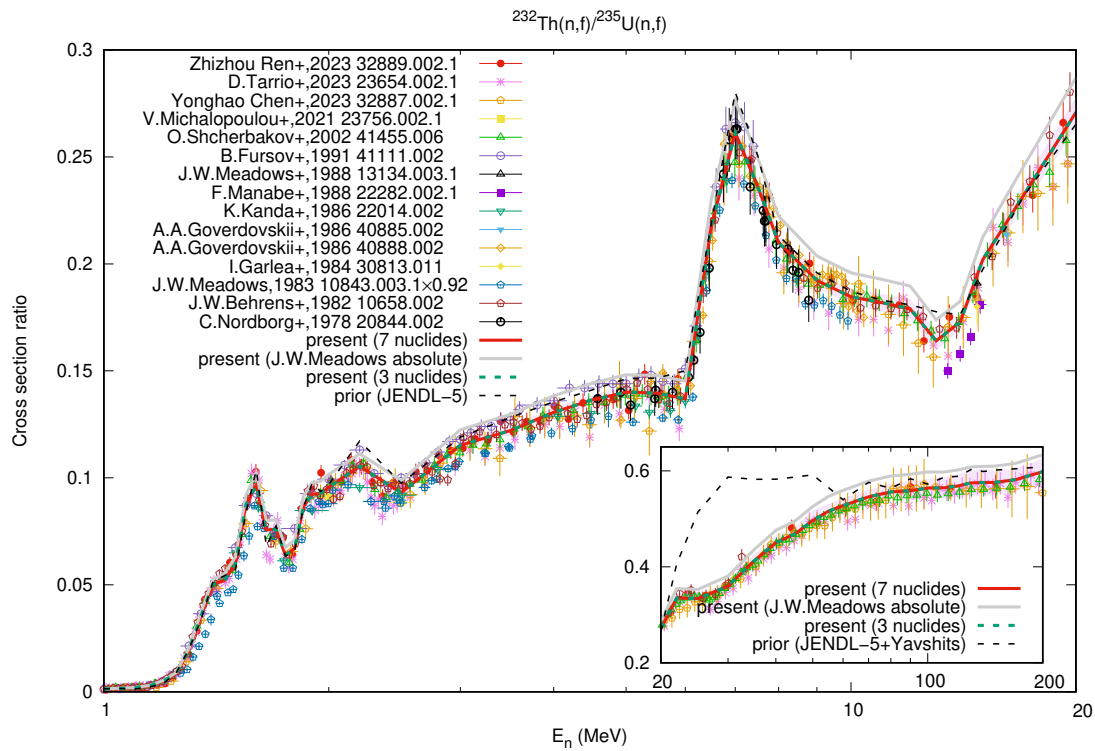


Figure 2 $^{232}\text{Th}/^{235}\text{U}$ fission cross section ratios above 1 MeV from the present evaluations along with the experimental ratios^{18,27–31,49,50,57–63} used in the present evaluation. “J.W.Meadows absolute” stands for the seven-nuclide evaluation including Meadows’ ratio as the absolute ratio.

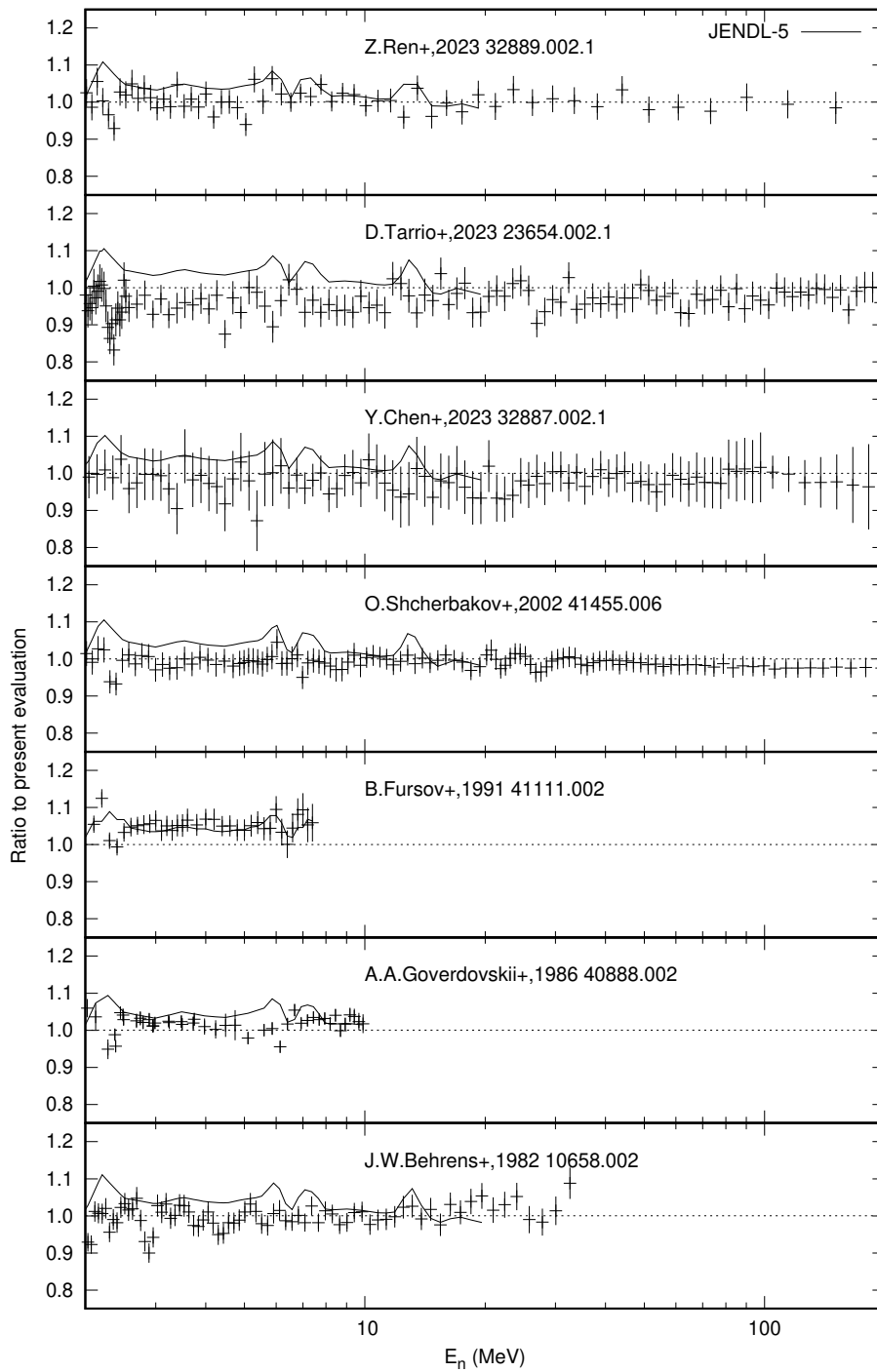


Figure 3 $^{232}\text{Th}/^{235}\text{U}$ fission cross section ratios from time-of-flight measurements^{18,27–30,49,61} relative to the ratio from present evaluation above 2 MeV. The smooth curve shows the JENDL-5 $^{232}\text{Th}/^{235}\text{U}$ cross section ratio relative to the newly evaluated $^{232}\text{Th}/^{235}\text{U}$ cross section ratio.

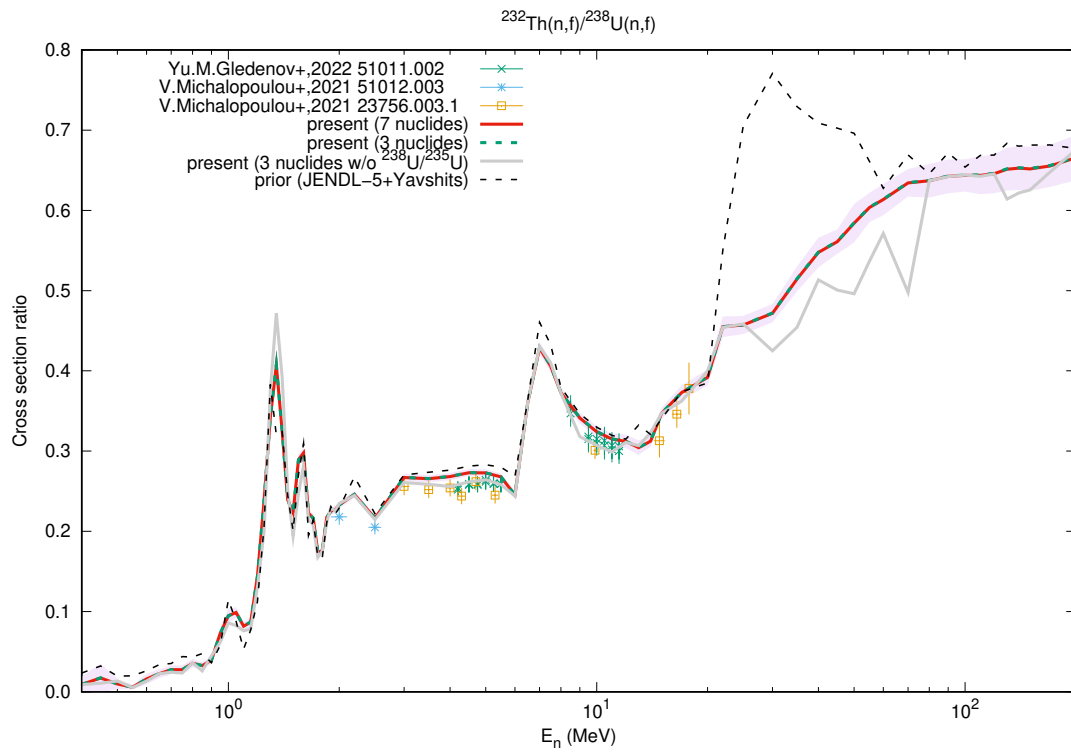


Figure 4 $^{232}\text{Th}/^{238}\text{U}$ fission cross section ratios from the present evaluations along with the experimental ratios^{31,32} used in the present evaluation. “3 nuclides w/o $^{238}\text{U}/^{235}\text{U}$ ” stands for the three-nuclide evaluation excluding the experimental $^{238}\text{U}/^{235}\text{U}$ ratios.

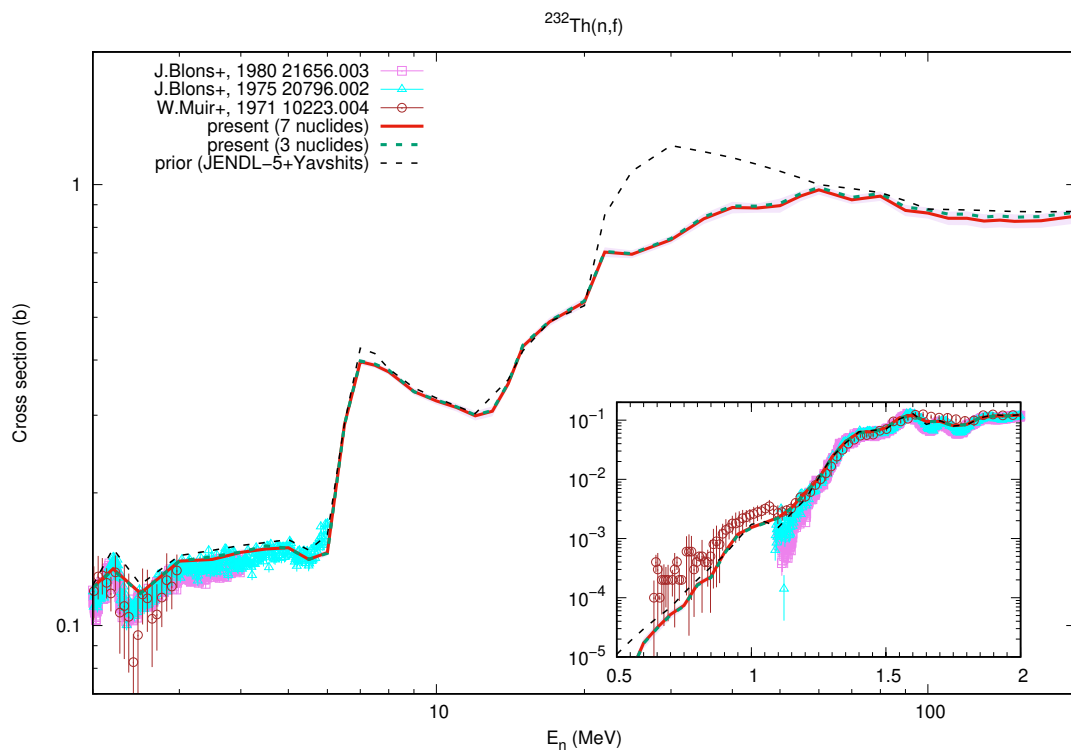


Figure 5 ^{232}Th fission cross sections from the present evaluations along with the experimental cross sections^{39,40,42} that were excluded from the present evaluation.

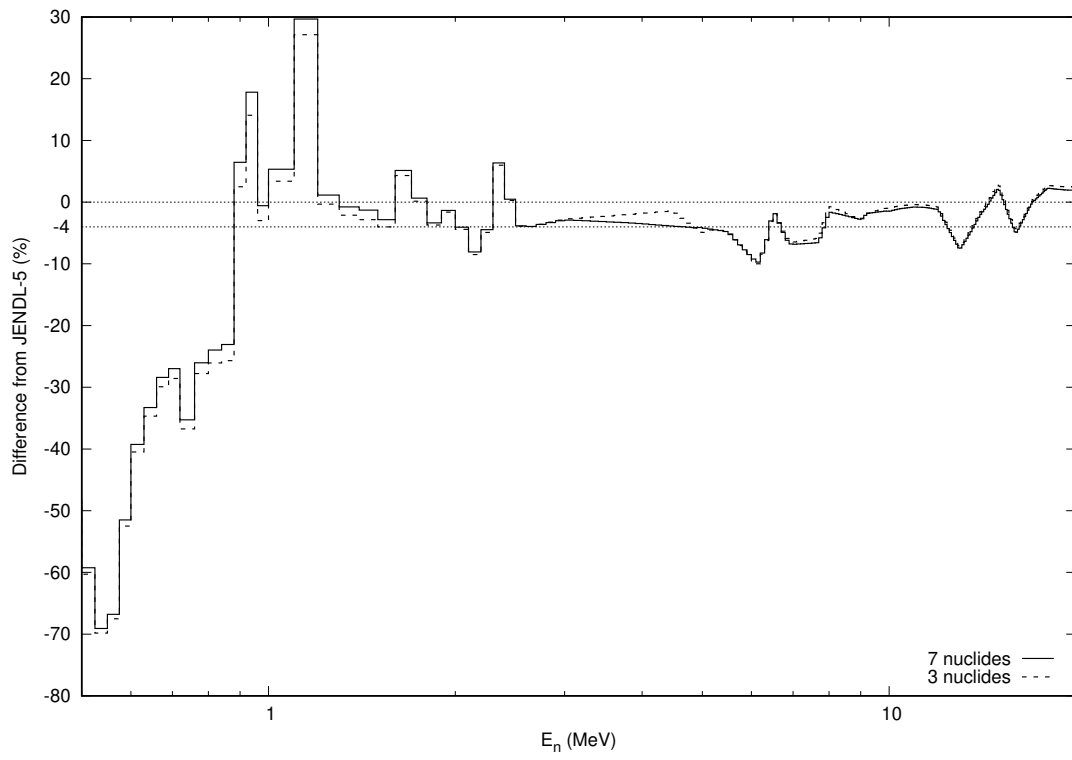


Figure 6 Difference in ²³²Th fission cross sections between evaluations.

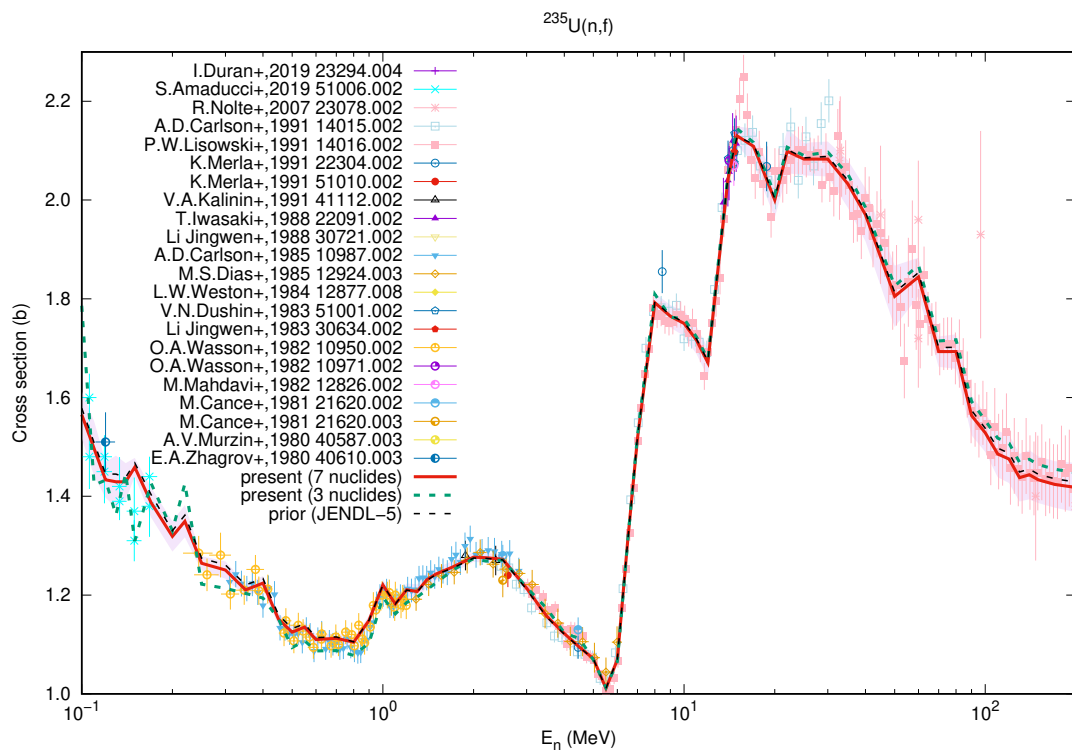


Figure 7 ^{235}U fission cross sections from the present evaluations along with the experimental cross sections^{65,68-86} used in the present evaluation.

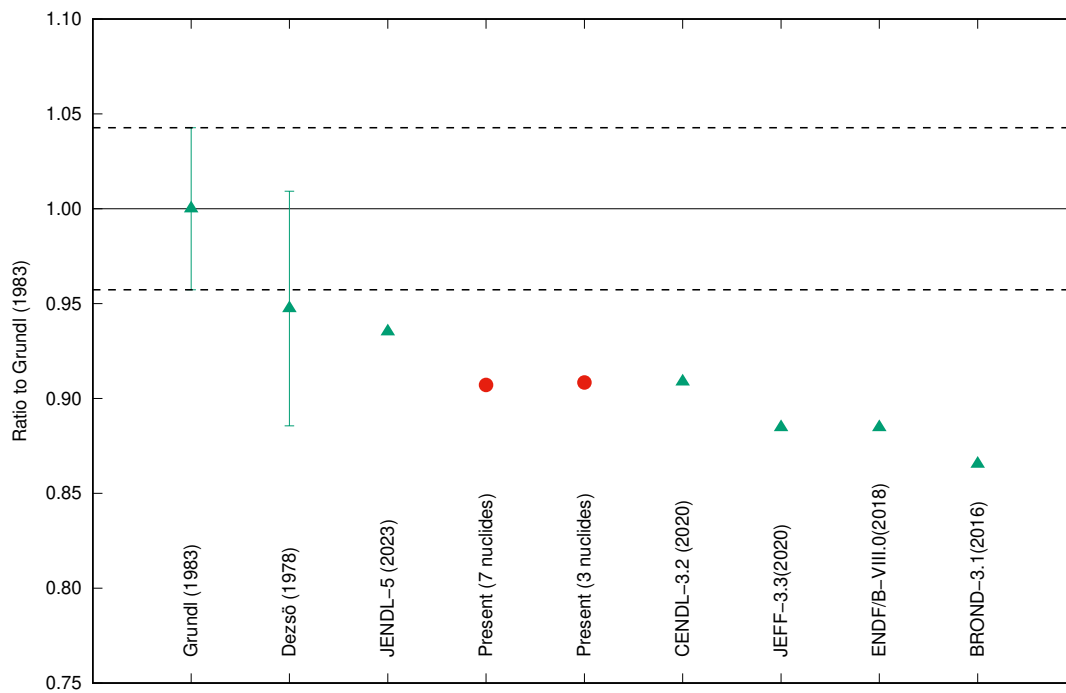


Figure 8 ^{252}Cf spontaneous fission neutron spectrum averaged cross sections relative to those measured by Grundl et al.²⁴ for the present evaluation, evaluated data libraries^{14,19,21,23,87} as well as the one measured by Dezső²⁵. The JEFF-3.3 adopts ENDF/B-VIII evaluation.