

Stochastic modeling and computational simulations of HBV infection dynamics

Abdallah Alsammani

Department of Mathematics, Jacksonville University
2800 University Blvd N, Jacksonville, FL 32211, Jacksonville, FL32211, USA
aalsamm@ju.edu

Abstract

This study investigates the stochastic dynamics of hepatitis B virus (HBV) infection using a newly proposed stochastic model. Contrary to deterministic models that fail to encapsulate the inherent randomness and fluctuations in biological processes, our stochastic model provides a more realistic representation of HBV infection dynamics. It incorporates random variability, thereby acknowledging the changes in viral and cellular populations and uncertainties in parameters such as infection rates and immune responses. We examine the solution's existence, uniqueness, and positivity for the proposed model, followed by a comprehensive stability analysis. We provide the necessary and sufficient conditions for local and global stability, offering deep insight into the infection dynamics. Furthermore, we utilize numerical simulations to corroborate our theoretical results. The results of this research provide a robust tool to understand the complex behavior of HBV dynamics, which offers a significant contribution to the ongoing quest for more effective HBV control and prevention strategies.

Keywords: Stochastic dynamics, HBV, stability in probability, Euler-Maruyama, Milstein

1 Introduction

Hepatitis B is a serious viral infection that affects the liver, leading to acute and chronic conditions. The virus is commonly transmitted through childbirth, contact with infected blood or body fluids, and unsafe injections. In 2019, 296 million people were living with chronic hepatitis B, with 1.5 million new infections and an estimated 820,000 deaths, primarily from liver-related complications. Effective vaccines are available that offer essential prevention [18]. Mathematical modeling is a powerful tool that extensively enriches our comprehension of the complex HBV infection dynamics and the consequential effects of antiviral therapies. Classical models of HBV infection dynamics are typically anchored in ordinary differential equations (ODEs), reflecting the intricate interactions between the virus and the host immune response [15, 14, 4, 16, 1, 3].

Although these deterministic models provide pivotal insights into HBV's pathogenesis and therapeutic interventions' impacts, they tend to neglect the inherent randomness and variability intrinsic to biological processes. This aspect can be critically important, particularly in shaping the infection dynamics [12]. Therefore, stochastic models have been suggested to offer a more nuanced and accurate representation of HBV dynamics. These models embed random variability into the equations, thereby encapsulating fluctuations in viral and cellular populations and the uncertainty associated with parameters such as infection rates and immune responses [17, 7].

One of the first works to provide valuable insight into the nature of the infection and treatment effects are deterministic models, mainly based on ordinary differential equations (ODEs) [14, 4, 16]. These models represent the virus-host immune response interaction, capturing the core dynamics of the infection.

However, deterministic models' primary limitation is their inability to consider the inherent variability in biological processes [12, 2]. This variability can be integral to understanding the dynamics of infection, including fluctuations in viral and cellular populations and uncertainty in parameters such as infection rates and immune responses.

Recently, stochastic models have been suggested to tackle this limitation and provide a more realistic representation of the HBV infection dynamics [17, 7]. These models incorporate random variations into the system, thus accounting for the variability inherent in biological processes.

This research presents a mathematical analysis of the stochastic HBV infection dynamics model. The existence, uniqueness, and probability of the solution are discussed then we studied the local and global stability, where we show the necessary and sufficient conditions of stability in probability. In addition, we show the existence of ergodic stationary distributions. To validate our theoretical findings, we substantiate the results with numerical simulations, offering a robust and practical tool for understanding the complex behavior of HBV dynamics.

2 Model Formulation

Our research employs a modified stochastic version of a deterministic model that represents the dynamics of HBV infection.

The deterministic model [2] is presented by the following system of ordinary differential equations (ODEs):

$$\begin{aligned}\frac{dx}{dt} &= \Lambda - \mu_1 x - (1 - \eta)\beta x z + qy, \\ \frac{dy}{dt} &= (1 - \eta)\beta x z - \mu_2 y - qy, \\ \frac{dz}{dt} &= (1 - \epsilon)py - \mu_3 z.\end{aligned}\tag{1}$$

The parameters in these equations are defined in Table 1.

Parameter	Description
Λ	Production rate of uninfected cells x .
μ_1	Death rate of x -cells.
μ_2	Death rate of y -cells.
μ_3	Free virus cleared rate.
η	Fraction that reduced infected rate after treatment with an antiviral drug.
ϵ	Fraction that reduced free virus rate after treatment with an antiviral drug.
p	Free virus production rate from y -cells.
β	Infection rate of x -cells by free virus z .
q	Spontaneous cure rate of y -cells by non-cytolytic process.

Table 1: Parameter descriptions for the deterministic model.

The stochastic model, built upon the deterministic model, adds stochastic noise to each equation to capture the inherent variability in biological systems:

$$\begin{aligned}dx(t) &= (\Lambda - \mu_1 x - (1 - \eta)\beta x z + qy)dt + \sigma_1 x dW_1(t), \\ dy(t) &= ((1 - \eta)\beta x z - \mu_2 y - qy)dt + \sigma_2 y dW_2(t), \\ dz(t) &= ((1 - \epsilon)py - \mu_3 z)dt + \sigma_3 z dW_3(t).\end{aligned}\tag{2}$$

Here, $W_1(t)$, $W_2(t)$, and $W_3(t)$ represent standard Wiener processes, and σ_1 , σ_2 , and σ_3 represent the noise coefficients that control the amplitude of the stochastic fluctuations.

The system (2) can be reformulated in the following way:

$$du_t = f(u(t), t)dt + B(u, t)dW, \quad t \geq 0 \quad (3)$$

Here, the initial condition is $u_0 \in \mathbb{R}^3$, and $u(t)$ is represented as a vector $(x(t), y(t), z(t))$. The functions $f(u, t)$ and $B(u, t)$, along with the differential dW , are defined as follows:

$$f(u, t) = \begin{pmatrix} \lambda - \mu_1 x - (1 - \eta)\beta x z + qy \\ (1 - \eta)\beta x z - \mu_2 y - qy \\ (1 - \epsilon)py - \mu_3 z \end{pmatrix},$$

$$B(u, t) = \begin{pmatrix} \sigma_1 x & 0 & 0 \\ 0 & \sigma_2 y & 0 \\ 0 & 0 & \sigma_3 z \end{pmatrix},$$

$$dW = \begin{pmatrix} dW_1 \\ dW_2 \\ dW_3 \end{pmatrix}.$$

2.1 Preliminaries

Before exploring the solution properties and the stability analysis of the stochastic system 2, it is essential to establish a foundation by defining some pertinent terms and theories. These concepts, drawn from [13], lay the groundwork for the forthcoming analysis.

In general, equation 3 can be reformulated as a d-dimensional stochastic equation within the context of a complete probability space $(\Omega, \mathcal{F}, \mathbb{P})$, paired with a filtration $\{\mathcal{F}_t\}_{t \geq 0}$. This reformulation can be expressed as

$$du_t = f(u, t)dt + B(u, t)dW, \quad t \geq 0 \quad (4)$$

Here, $f(u, t) : \mathbb{R}^d \times [t_0, T] \rightarrow \mathbb{R}^d$ and $B(u, t) : \mathbb{R}^d \times [t_0, T] \rightarrow \mathbb{R}^{d \times n}$ are Borel measurable, and the white noise $W(t) = (w_1(t), w_2(t), \dots, w_n(t)) \in \mathbb{R}^n$, for $t \geq 0$. Assuming that $0 \leq t_0 \leq T < \infty$ and that the initial value u_0 is \mathcal{F}_{t_0} -measurable \mathbb{R}^d random variable such that $E|u_0|^2 < \infty$, equation 4 can be recognized as an Itô type stochastic differential equation.

Definition 2.1. A stochastic process $\{u(t)\}_{0 \leq t_0 \leq T}$ in \mathbb{R}^d is identified as a solution of equation 4 if it satisfies the following conditions:

- i. $\{u(t)\}$ is continuous and \mathcal{F}_t -adapted;
- ii. $\{f(u(t), t)\} \in \mathcal{L}^1([t_0, T]; \mathbb{R}^d)$ and $\{B(u(t), t)\} \in \mathcal{L}^2([t_0, T]; \mathbb{R}^{3d \times n})$;
- iii. equation 4 is valid for every $t \in [t_0, T]$ with probability 1.

A solution $\{u(t)\}$ is deemed unique if any other solution $\{\bar{u}(t)\}$ fulfills the following condition:

$$\mathbb{P}\{u(t) = \bar{u}(t) \text{ for all } t_0 \leq t \leq T\} = 1$$

Lemma 2.1. For any $v > 0$, the following inequality holds

$$v \leq 2(v + 1 - \ln(v)) - (4 - 2 \ln 2).$$

Proof. The proof is straightforward since the function $f(v) = v + 2 - 2 \ln(v)$ has a minimum at $v = 2$. \square

A d -dimensional stochastic equation can, in general, be expressed as

$$du(t) = f(u(t), t)dt + B(u(t), t)dW(t), \quad (5)$$

Where $u(t) = (x_1(t), x_2(t), \dots, x_d(t))$ with the initial condition $u(t_0) = u_0 \in \mathbb{R}^d$, and $W(t)$ is the m -dimensional white noise defined on a complete probability space $(\Omega, \mathcal{F}, \{\mathcal{F}_t\}_{t \geq 0}, \mathbb{P})$.

2.2 Itô's Formula

We define a differential operator L as follows:

$$L = \frac{\partial}{\partial t} + \sum_{i=1}^d f_i(u, t) \frac{\partial}{\partial x_i} + \frac{1}{2} \sum_{i,j=1}^d [W^T(u, t)W(u, t)]_{ij} \frac{\partial^2}{\partial u_i \partial u_j}. \quad (6)$$

Consider $V(u, t)$, a nonnegative twice differentiable function defined on $\mathbb{R}^d \times [t_0, \infty)$, applying operator \mathcal{L} on V , we get:

$$LV = V_t + V_u f_i(u, t) + \frac{1}{2} \text{trace}[W^T(u, t)V_{uu}W(u, t)], \quad (7)$$

where $V_t = \frac{\partial V}{\partial t}$, $V_u = (\frac{\partial V}{\partial x_1}, \frac{\partial V}{\partial x_2}, \dots, \frac{\partial V}{\partial x_d})$, and $V_{uu} = \left(\frac{\partial^2 V}{\partial u_i \partial u_j} \right)_{d \times d}$.

Therefore, the Itô formula can be defined as:

$$dV = LV(u(t), t)dt + V_u(u(t), t)B(u(t), t)dW(t). \quad (8)$$

In the next section, we will discuss the properties of the solution to the system given by Eq. (2).

2.3 Properties of Solution

We discuss the solution properties of the system 2, such as existence, uniqueness, and positivity. The dynamics of a population model can be understood by demonstrating that the solution is global and positive for all time $t \geq 0$. The coefficients of the above stochastic system are locally Lipschitz and satisfy the linear growth condition [8].

Theorem 2.1. *For any initial value $u_0 \in \mathbb{R}_+^3$, there exists a unique solution to the system (2) for all $t \geq 0$. Furthermore, this solution remains positive for all $t \geq 0$ with probability 1, i.e., $u(t) \in \mathbb{R}_+^3$ for all $t \geq 0$ almost surely.*

Proof. The coefficients of the equations (2) are continuous and locally Lipschitz. Thus, there is a unique local solution $u(t) \in \mathbb{R}_+^3$ for any initial $u_0 \in \mathbb{R}_+^3$, where $t \in [0, \tau)$. To establish that the solution is global, we must show that $\tau = \infty$ almost surely.

Choose $n_0 \geq 0$ large enough such that $u_0 \in [1/n_0, n_0]$, and let $n > n_0$. Define

$$\tau_n = \inf\{t \in [0, \tau) : u(t) \notin (1/n, n)\}.$$

We must show that τ_n is an empty set, assuming that $\inf \Phi = \infty$. Since τ_n is an increasing sequence, let $\tau_\infty = \lim_{n \rightarrow \infty} \tau_n$. By definition, $\tau_\infty < \tau$ a.s.

To complete the proof, we must show that $\tau_\infty = \infty$ a.s., which implies $\tau = \infty$. Assume by contradiction that this is not true. Then there exists a pair of constants $T > 0$ and $\epsilon \in (0, 1)$ such that $\mathbb{P}\{\tau_\infty > T\} > \epsilon$, which implies the existence of an integer $n_1 > n_0$ such that

$$\mathbb{P}\{\tau_n < T\} \geq \epsilon, \quad \forall n \geq n_1. \quad (9)$$

Now, let's define a function $G(u)$:

$$V(u(t)) = V(x(t), y(t), z(t)) = x + 1 - \ln x + y + 1 - \ln y + z + 1 - \ln z,$$

which is non-negative due to the inequality $v + 1 - \ln v \geq 0$ (see [6]). By applying Itô's formula on $G(u)$, we get the following:

$$\begin{aligned} dV &= \left[\left(1 - \frac{1}{x}\right)(\lambda - \mu_1 x - (1 - \eta)\beta x z + qy) \right. \\ &\quad + \left(1 - \frac{1}{y}\right)((1 - \eta)\beta x z - \mu_2 y - qy) \\ &\quad + \left(1 - \frac{1}{z}\right)((1 - \epsilon)py - \mu_3 z) + \frac{1}{2}(\sigma_1^2 + \sigma_2^2 + \sigma_3^2) \Big] dt \\ &\quad + \sigma_1(x - 1)dW_1 + \sigma_2(y - 1)dW_2 + \sigma_3(z - 1)dW_3, \end{aligned}$$

which simplifies to

$$dV \leq [a + bV(t)]dt + \sigma_1(x - 1)dW_1 + \sigma_2(y - 1)dW_2 + \sigma_3(z - 1)dW_3,$$

where $a = \lambda + \mu_1 + \mu_2 + \mu_3 + q + \frac{1}{2}(\sigma_1^2 + \sigma_2^2 + \sigma_3^2)$, and $b = \max\{(1 - \epsilon)p, (1 - \eta)\beta\}$.

Let $c = \max\{a, b\}$. Integrating the above inequality, if $t_1 \leq T$ we get

$$\begin{aligned} \int_0^{\tau_n \wedge t_1} dV(u(t)) &\leq \int_0^{\tau_n \wedge t_1} c(1 + V(u(t)))dt + \int_0^{\tau_n \wedge t_1} \sigma_1(x - 1)dW_1 \\ &\quad + \int_0^{\tau_n \wedge t_1} \sigma_2(y - 1)dW_2 + \int_0^{\tau_n \wedge t_1} \sigma_3(z - 1)dW_3 \end{aligned}$$

By definition, this implies

$$\begin{aligned} EV(u(\tau_n \wedge t_1)) &\leq V(u_0) + E \int_0^{\tau_n \wedge t_1} c(1 + V(u(t)))dt, \\ &\leq V(u_0) + ct_1 + cE \int_0^{\tau_n \wedge t_1} V(u(t))dt, \\ &\leq V(u_0) + cT + cE \int_0^{t_1} V(\tau_n \wedge t_1)dt, \\ &= V(u_0) + cT + c \int_0^{t_1} EV(\tau_n \wedge t_1)dt. \end{aligned}$$

From the Gronwall inequality, we obtain

$$EV(\tau_n \wedge t_1) \leq c_1 = (V(u_0) + cT)e^{cT}. \quad (10)$$

We then set $\Omega_n = \{\tau_n \leq T\}$ for $n \leq n_1$ and, by inequality 9, $P(\Omega_n) \geq \epsilon$. Note that there exists some x, y , or z such that $u(\tau_n, \omega) = n$ or $1/n$, for every $\omega \in \Omega$. Therefore, $V(u(\tau_n, \omega))$ is greater than $n - 1 - \ln(n)$ and $\frac{1}{n} + 1 - \ln(1/n) = \frac{1}{n} + 1 + \ln(n)$, i.e.,

$$V(u(\tau_n, \omega)) \geq \min \left(n - 1 - \ln(n), \frac{1}{n} + 1 + \ln(n) \right).$$

From the inequalities 9 and 10, we obtain

$$\begin{aligned} c_1 &\geq E[1_{\Omega_n}(\omega)V(u(\tau_n, \omega))] \\ &\geq E \left[\min \left(n - 1 - \ln(n), \frac{1}{n} + 1 + \ln(n) \right) \right], \end{aligned}$$

where 1_{Ω_n} is the indicator function of Ω_n . Taking the limit as n approaches ∞ yields $c_1 = \infty$, which is a contradiction. Therefore, $\tau_\infty = \infty$ a.s., which completes the proof. \square

3 Stability Analysis

This section is dedicated to the exploration of the stability analysis of the system (2). For this discussion, we will revisit some requisite definitions and theorems. For further details, please refer to [13] and [5].

Definition 3.1 ([13], pages 110, 119). (i) *The trivial solution of equation 4 is deemed stable in probability if, given any $\epsilon \in (0, 1)$ and $r > 0$, there exists a $\delta = \delta(\epsilon, r, t_0) > 0$ such that*

$$\mathbb{P}\{|u(t; t_0, u_0)| < r \text{ for all } t \geq t_0\} \geq 1 - \epsilon$$

whenever $|u_0| < \delta$. If not, it is termed stochastically unstable.

(ii) *The trivial solution is considered stochastically asymptotically stable if it is stochastically stable and, for each $\epsilon \in (0, 1)$ and $r > 0$, there exists a $\delta = \delta(\epsilon, r, t_0) > 0$ such that*

$$\mathbb{P}\{\lim_{t \rightarrow \infty} u(t; t_0, u_0) = 0\} \geq 1 - \epsilon$$

whenever $|u_0| < \delta$.

(iii) *The trivial solution is designated as stochastically asymptotically stable in the large if it is stochastically stable and, additionally, for all $u_0 \in \mathbb{R}^d$ and $r > 0$, there is a $\delta = \delta(\epsilon, r, t_0) > 0$ such that*

$$\mathbb{P}\{\lim_{t \rightarrow \infty} u(t; t_0, u_0) = 0\} = 1.$$

(iv) *The trivial solution of equation 4 is characterized as almost surely exponentially stable if*

$$\lim_{t \rightarrow \infty} \sup \frac{1}{t} \ln |u(t; t_0, u_0)| < 0$$

for all $u_0 \in \mathbb{R}^d$.

Observe that the first equation of our system, 2, does not possess a direct equilibrium point in \mathbb{R} . However, the second and the third equations of the system 2 have a common equilibrium point at $(y, z) = (0, 0)$.

The forthcoming theorem will demonstrate that the trivial solution $(0, 0)$ is stable. For now, let us concentrate on y, z variables. We will return to the $x(t)$ equation later to demonstrate that it is stable in distribution. The upcoming theorem asserts that $y(t)$ and $z(t)$ are exponentially stable under certain conditions.

Theorem 3.1. *In the system 2, $y(t)$ and $z(t)$ are almost surely exponentially stable if and only if the following conditions are met*

$$a. (1 - \epsilon)p - q - \mu_2 + \frac{1}{2}\sigma_2^2 < 0$$

$$b. [(1 - \eta)\beta\gamma - \mu_3][(1 - \epsilon)p - q - \mu_2] \leq [1 - \epsilon)p - q - \mu_2 + \frac{1}{2}\sigma_2^2][(1 - \eta)\beta\gamma - \mu_3 + \frac{1}{2}\sigma_3^2]$$

where $\gamma = \max\{x\}$.

The proof proceeds as follows

Proof. By adding equations $y(t)$ and $z(t)$ equations, we get

$$d(y + z) = [((1 - \epsilon)p - \mu_2 - q)y + ((1 - \eta)\beta x - \mu_3)z] dt + \sigma_2 y dW_2 + \sigma_3 z dW_3,$$

Let $V(y, z) = \ln(y(t) + z(t))$ for $y, z \in \mathbb{R}_+$. Applying Itô's formula, we have

$$\begin{aligned}
dV &= \left[\frac{1}{y+z} ((1-\epsilon)p - q - \mu_2) y \right] + \left[\frac{1}{y+z} ((1-\eta)\beta x - \mu_3) z \right] \\
&\quad + \frac{1}{2} \frac{\sigma_2^2 y^2}{(y+z)^2} + \frac{1}{2} \frac{\sigma_3^2 z^2}{(y+z)^2} dt \\
&\quad + \frac{y}{y+z} \sigma_2 dW_2 + \frac{z}{y+z} \sigma_3 dW_3 \\
&= \frac{1}{(y+z)^2} [(y+z) ((1-\epsilon)p - q - \mu_2) y + ((1-\eta)\beta x - \mu_3) z] \\
&\quad + \frac{1}{2} \sigma_2^2 y^2 + \frac{1}{2} \sigma_3^2 z^2 \\
&\quad + \frac{y}{y+z} \sigma_2 dW_2 + \frac{z}{y+z} \sigma_3 dW_3 \\
&\leq \frac{1}{(y+z)^2} [(y+z) ((1-\epsilon)p - q - \mu_2) y + ((1-\eta)\beta\gamma - \mu_3) z] \\
&\quad + \frac{1}{2} \sigma_2^2 y^2 + \frac{1}{2} \sigma_3^2 z^2 \\
&\quad + \frac{y}{y+z} \sigma_2 dW_2 + \frac{z}{y+z} \sigma_3 dW_3, \\
&= \frac{1}{(y+z)^2} \left\{ \begin{pmatrix} y & z \end{pmatrix} \begin{pmatrix} (1-\epsilon)p - q - \mu_2 + \frac{1}{2}\sigma_2^2 & (1-\eta)\beta\gamma - \mu_3 \\ (1-\epsilon)p - q - \mu_2 & (1-\eta)\beta\gamma - \mu_3 + \frac{1}{2}\sigma_3^2 \end{pmatrix} \begin{pmatrix} y \\ z \end{pmatrix} \right\} \\
&\quad + \frac{y}{y+z} \sigma_2 dW_2 + \frac{z}{y+z} \sigma_3 dW_3.
\end{aligned}$$

Assuming the conditions of the theorem are met, then the matrix

$$\begin{pmatrix} (1-\epsilon)p - q - \mu_2 + \frac{1}{2}\sigma_2^2 & (1-\eta)\beta\gamma - \mu_3 \\ (1-\epsilon)p - q - \mu_2 & (1-\eta)\beta\gamma - \mu_3 + \frac{1}{2}\sigma_3^2 \end{pmatrix}$$

is negative-definite, which implies it has at least one negative eigenvalue. Let λ_{\max} denote the largest eigenvalue. With this, the inequality above can be expressed as:

$$dV(y, z) \leq -|\lambda_{\max}| \frac{1}{(y+z)^2} (y^2 + z^2) dt + \frac{\sigma_2 y}{y+z} dW_2 + \frac{\sigma_3 z}{y+z} dW_3.$$

By utilizing the inequality $y^2 + z^2 \geq 2yz$, it follows that $(y^2 + z^2)/(y+z)^2 \geq 1/2$, yielding:

$$dV = d \ln(y(t) + z(t)) \leq -\frac{1}{2} |\lambda_{\max}| dt + \frac{\sigma_2 y}{y+z} dW_2 + \frac{\sigma_3 z}{y+z} dW_3.$$

By integrating the inequality above and applying the fact from [13] that

$$\limsup_{t \rightarrow \infty} \frac{1}{t} |W_i(t)| = 0 \quad \text{for } i = 2, 3,$$

we derive

$$\limsup_{t \rightarrow \infty} \frac{1}{t} \ln(y(t) + z(t)) \leq -\frac{1}{2} |\lambda_{\max}| < 0 \quad \text{almost surely.}$$

This concludes the proof. \square

Remark 3.1. *The stability of components y and z has been achieved without reliance on the reproductive number R_0 , irrespective of whether $R_0 < 1$ or $R_0 > 1$. Moreover, it is crucial to note that the conditions within theorem 3.1 cannot hold in the deterministic case when both $\sigma_2 = \sigma_3 = 0$.*

We aim to demonstrate the initial component $x(t)$ stability. We aim to prove that $x(t)$ is stable in distribution, which implies that it is stable around the mean value λ/μ_1 . However, before proceeding, let's first introduce some necessary lemmas.

Lemma 3.1. *Assume $W_1(t)$ is a one-dimensional standard Brownian motion. Then, the expectation is given by*

$$E\{e^{\sigma_1(W_1(t)-W_1(s))}\} = e^{\frac{\sigma_1^2}{2}(t-s)}, \quad \text{for } s \leq t.$$

Proof. Define $W = W_1(t) - W_1(s)$. By the definition of Brownian motion, we know that $W \sim N(0, t-s)$. Hence,

$$\begin{aligned} E\{e^{\sigma_1 W}\} &= E\{e^{\sigma_1(W_1(t)-W_1(s))}\} \\ &= \frac{1}{\sqrt{2\pi(t-s)}} \int_{-\infty}^{\infty} e^{\sigma_1 w} \cdot e^{-\frac{w^2}{2(t-s)}} dw \\ &= \frac{1}{\sqrt{2\pi(t-s)}} \int_{-\infty}^{\infty} e^{-\frac{(w+\sigma_1(t-s))^2}{2(t-s)}} \cdot e^{\frac{\sigma_1^2}{2}(t-s)} dw \\ &= e^{\frac{\sigma_1^2}{2}(t-s)}. \end{aligned}$$

□

Lemma 3.2. *Assume that $x_1(t)$ is a solution to*

$$dx_1(t) = (\lambda - \mu_1 x_1(t))dt + \sigma_1 x_1(t)dW_1(t) \quad (11)$$

Then, we have $\lim_{t \rightarrow \infty} \mathbb{E}[x_1(t)] = \lambda/\mu_1$ for any initial $x_1(0) \in \mathbb{R}_+$.

Proof. Given an initial value $x_1(0) \in \mathbb{R}_+$, there is a unique solution $x_1(t)$ to equation (11) with the explicit form

$$x_1(t) = x_1(0)e^{-(\mu_1 + \frac{1}{2}\sigma_1^2)t} + \lambda \int_0^t e^{-(\mu_1 + \frac{1}{2}\sigma_1^2)(t-s)} \cdot e^{\sigma_1(W_1(t)-W_1(s))} ds$$

Applying the expectation to the above equation and using the fact that $W_1(0) = 0$, we get

$$\begin{aligned} \mathbb{E}[x_1(t)] &= \mathbb{E} \left[x_1(0)e^{-(\mu_1 + \frac{1}{2}\sigma_1^2)t} + \lambda \int_0^t e^{-(\mu_1 + \frac{1}{2}\sigma_1^2)(t-s)} \cdot e^{\sigma_1(W_1(t)-W_1(s))} ds \right] \\ &= x_1(0)e^{-\mu_1 t} + \frac{\lambda}{\mu_1}(1 - e^{-\mu_1 t}) \end{aligned}$$

By applying lemma 3.1, we find

$$\lim_{t \rightarrow \infty} \mathbb{E}[x_1(t)] = \frac{\lambda}{\mu_1}$$

□

Lemma 3.3. *Assume that $x_1(t)$ is a solution of equation 11. Then, for any initial value $x_1(0) \in \mathbb{R}_+$, we obtain the following results:*

- i. $x_1(t)$ admits a unique stationary distribution π , where $\Gamma(\cdot)$ represents the Gamma function.
- ii. $x_1(t)$ satisfies the equation

$$\lim_{t \rightarrow \infty} \frac{1}{t} \int_0^t x_1(s)ds = \int_0^\infty x_1 \pi dx_1 = \int_0^\infty f(x_1)dx_1 = \frac{\lambda}{\mu_1}.$$

Proof. i. Define $V(x_1) = x_1 - 1 - \ln x_1$, a twice continuously differentiable function. Applying the Itô formula, we have

$$LV(x_1) = \left(1 - \frac{1}{x_1}\right)(\lambda - \mu_1 x_1) + \frac{1}{2}\sigma_1^2 = -\mu - 1 - \frac{\lambda}{x_1} + \lambda + \mu_1 + \frac{1}{2}\sigma_1^2.$$

By choosing a sufficiently small ϵ and defining $\mathbb{D} = (\epsilon, 1/\epsilon)$, we find that

$$LV(x_1) \leq -1, \quad \text{for any } x_1 \in \mathbb{D}^c.$$

This completes the first part of the proof.

ii. Employing the ergodicity of x_1 , we obtain

$$\mathbb{P} \left\{ \lim_{t \rightarrow -\infty} \frac{1}{t} \int_0^t x_1(s) ds = \int_0^\infty x_1 \pi(dx_1) \right\} = 1.$$

Therefore,

$$\lim_{t \rightarrow -\infty} \frac{1}{t} \int_0^t x_1(s) ds = \int_0^\infty x_1 \pi(dx_1) = \int_0^\infty f(x_1) x_1 dx_1 = \frac{\lambda}{\mu_1}, \quad \text{almost surely.}$$

where we used the fact $\lim_{t \rightarrow \infty} E[x_1(t)] = \lambda/\mu_1$.

□

Theorem 3.2. *Assume $(x(t), y(t), z(t))$ to be a solution of the system 2, and $x_1(t)$ to be a solution of equation 11. Under the condition of theorem 3.1, we can confirm that*

$$\lim_{t \rightarrow \infty} [x(t) - x_1(t)] = 0 \quad \text{in probability.} \quad (12)$$

Proof. By leveraging the comparison theorem of stochastic differential equations, we can assert that $x(t) \leq x_1(t)$, i.e.,

$$x(t) - x_1(t) \leq 0 \quad (13)$$

To conclude this proof, it is crucial to demonstrate that $\liminf_{t \rightarrow \infty} [x(t) - x_1(t)] \geq 0$ a.s.

We now introduce a stochastic differential equation, which will assist us in this proof:

$$dx_r(t) = [\lambda - (\mu_1 + r)x_r(t)]dt + \sigma_1 x_r(t) dW_1(t), \quad (14)$$

where the initial condition is $x_r(0) = x(0)$.

Recall $x(t)$ in the system 2,

$$dx(t) = [\lambda - \mu_1 x - (1 - \eta)\beta x z + qy]dt + \sigma_1 x dW_1(t),$$

and equation 11,

$$dx_1(t) = (\lambda - \mu_1 x_1(t))dt + \sigma_1 x_1(t) dW_1(t).$$

From fact that

$$\begin{aligned} \liminf_{t \rightarrow \infty} [x(t) - x_1(t)] &= \liminf_{t \rightarrow \infty} (x(t) - x_r(t)) + \liminf_{t \rightarrow \infty} (x_r(t) - x_1(t)) \\ &\geq \liminf_{t \rightarrow \infty} [x(t) - x_r(t)] + \liminf_{t \rightarrow \infty} [x_r(t) - x_1(t)], \end{aligned}$$

We will proceed to prove the following claims.

claim 1: $\liminf_{t \rightarrow \infty} [x(t) - x_r(t)] \geq 0$ almost surely.

Proof. Subtracting the given equations, we find

$$\begin{aligned} d(x(t) - x_r(t)) &= [-\mu_1(x - x_r) + rx_r - (1 - \eta)\beta xz + qy]dt + \sigma - 1(x - x_r)dW_1 \\ &= [-(\mu_1 + r)(x - x_r) + (r - (1 - \eta)\beta z)x + qy]dt + \sigma_1(x - x_r)dW_1. \end{aligned}$$

This yields a solution.

$$x(t) - x_r(t) = \phi(t) \int_0^t \phi^{-1}(s)((r - (1 - \eta)\beta z)x + qy)dx(s),$$

where

$$\phi(t) = e^{-(\mu_1 + r + \frac{1}{2}\sigma_1^2)t + \sigma_1 W_1(t)}.$$

By Theorem 3.1, we know that $y(t) \rightarrow 0$ and $z(t) \rightarrow 0$ almost surely as $t \rightarrow \infty$. Therefore,

$$\begin{aligned} x(t) - x_r(t) &= \phi(t) \left(\int_0^T \phi^{-1}(s)((r - (1 - \eta)\beta z)x + qy)dx(s) \right. \\ &\quad \left. + \int_T^t \phi^{-1}(s)((r - (1 - \eta)\beta z)x + qy)dx(s) \right), \end{aligned}$$

for all $\omega \in \Omega$ and $t > T$. Therefore,

$$x(t) - x_r(t) \geq \phi(t)\kappa(T),$$

where

$$\kappa(T) = \int_0^T \phi^{-1}(s)((r - (1 - \eta)\beta z)x(s) + qy(s))dx(s).$$

Given $|\kappa(T)| < \infty$ and $\phi(t) \rightarrow 0$ almost surely, we conclude

$$\liminf_{t \rightarrow \infty} [x(t) - x_r(t)] \geq 0 \quad \text{a.s.} \tag{15}$$

□

claim 2 $\liminf_{t \rightarrow \infty} [x_r(t) - x_1(t)] \geq 0$ a.s.

Proof. Beginning with the first equation in the system 2 and 11, we can write

$$d(x_r(t) - x_1(t)) = [-\mu_1(x_r(t) - x_1(t)) - rx_r]dt + \sigma_1(x_r(t) - x_1(t))dW(t),$$

which leads to the solution

$$x_r(t) - x_1(t) = -r \int_0^t x_r e^{-(\mu_1 + \sigma_1^2/2)(t-s) - \sigma_1(W_1(t) - W_1(s))} ds.$$

analog cognize x_r as the solution for equation 14, which can be expressed explicitly as

$$x_r = \lambda \int_0^t e^{-(\mu_1 + r + \sigma_1^2/2)(t-s) + \sigma_1(W_1(t) - W_1(s))} ds.$$

Hence,

$$|x_r(t) - x_1(t)| = r \int_0^t x_r e^{-(\mu_1 + \sigma_1^2/2)(t-s) - \sigma_1(W_1(t) - W_1(s))} ds.$$

Applying the expectation and invoking lemma 3.1, we find

$$\begin{aligned} E|x_r(t) - x_1(t)| &= r E \left[\int_0^t x_r e^{-(\mu_1 + \sigma_1^2/2)(t-s) - \sigma_1(W_1(t) - W_1(s))} ds \right] \\ &= r \int_0^t E \left[x_r e^{-(\mu_1 + \sigma_1^2/2)(t-s)} \right] \cdot E \left[e^{-\sigma_1(W_1(t) - W_1(s))} \right] ds \\ &= r \int_0^t e^{-\mu_1(t-s)} E[x_r] ds, \quad (\text{by lemma 3.1}). \end{aligned}$$

Additionally, we know

$$E[x_r] = \lambda \int_0^t e^{-(\mu_1 + r)(t-s)} ds \leq \frac{\lambda}{\mu_1 + r},$$

which implies

$$\begin{aligned} E|x_r(t) - x_1(t)| &\leq \frac{\lambda r e^{-\mu_1 t}}{\mu_1 + r} (e^{\mu_1 t} - 1) \\ \lim_r \rightarrow 0 \lim_t \rightarrow & E|x_r(t) - x_1(t)| = 0. \end{aligned}$$

Therefore,

$$\lim_{r \rightarrow 0} \lim_{t \rightarrow \infty} |x_r(t) - x_1(t)| = 0 \quad (\text{In probability}). \quad (16)$$

□

With 13, 15, and 16, we conclude the proof of the theorem. □

3.1 Existence of Ergodic Stationary Distribution

Let $U(t)$ be a Markov process in \mathbb{R}^d represented by the following stochastic differential equations:

$$dU(t) = f(U(t))dt + \sum_{k=1}^n B_k(U(t))dW_k(t). \quad (17)$$

The diffusion matrix is defined as

$$A(u) = (a_{ij}(u)), \quad \text{where} \quad a_{ij}(u) = \sum_{k=1}^n B_k^i(u) B_k^j(u). \quad (18)$$

Lemma 3.4. (See [11, 20]) *The model in Equation 17 is positive recurrent if there exists a boundary open subset $D \subset \mathbb{R}^d$ with a regular boundary and the following conditions hold:*

(A1) *There is a positive number M such that*

$$\sum_{i,j=1}^d a_{ij}(u) \xi_i \xi_j \geq |\xi|^2, \quad u \in D \text{ and } \xi \in \mathbb{R}^d. \quad (19)$$

(A2) There exists a nonnegative C^2 -function $V : D^c \rightarrow \mathbb{R}$ such that $LV(u) < -\theta$ for some $\theta > 0$, and any $u \in D^c$. Moreover, the positive recurrent process $u(t)$ has a unique stationary distribution $\pi(\cdot)$, and

$$\mathbb{P} \left\{ \lim_{T \rightarrow \infty} \frac{1}{T} \int_0^T f(U(t)) dt = \int_{\mathbb{R}^d} f(u) \mu(du) \right\} = 1, \quad (20)$$

for all $u \in \mathbb{R}^d$, where $f(\cdot)$ is an integrable function with respect to the measure $\pi(\cdot)$.

Theorem 3.3. Assume that $R_0 > 1$. Under the conditions $\sigma_1^2 \geq \mu_1 - \mu^*$, $\sigma_2^2 \geq \mu_2 - \mu^* + \frac{1}{2}(1 - \epsilon)p$, and $\mu_3 \geq \mu_3 - \frac{1}{2}(1 - \epsilon)p$, the system 2 has a unique ergodic stationary distribution $\pi(\cdot)$.

Proof. We have seen that the system 2 has a unique positive solution $x(t), y(t), z(t)$ for any initial value $(x_0, y_0, z_0) \in \mathbb{R}_+^3$.

The diffusion matrix of the system is given by

$$A = \begin{pmatrix} \sigma_1^2 x^2 & 0 & 0 \\ 0 & \sigma_2^2 y^2 & 0 \\ 0 & 0 & \sigma_3^2 z^2 \end{pmatrix}$$

Then

$$\sum_{i,j=1}^3 a_{ij}(u) \xi_i \xi_j = \sigma_1^2 x^2 \xi_1^2 + \sigma_2^2 y^2 \xi_2^2 + \sigma_3^2 z^2 \xi_3^2 \geq M |\xi|^2, \quad (21)$$

where, $M = \min\{\sigma_1^2 x^2, \sigma_2^2 y^2, \sigma_3^2 z^2\}$, thus condition (A1) satisfied.

Now, we want to show that condition (A2) is also satisfied by constructing a nonnegative Lyapunov function V such that $LV < 0$.

Consider the positive functions

$$V_1(x, y) = \frac{1}{2}(x - \bar{x} + y - \bar{y})^2, \quad \text{and} \quad V_2(z) = \frac{1}{2}(z - \bar{z})^2$$

Now let

$$V(x, y, z) = V_1(x, y) + V_2(z) = \frac{1}{2}(x - \bar{x} + y - \bar{y})^2 + \frac{1}{2}(z - \bar{z})^2$$

By applying Itô formula we get

$$LV_1(x, y) = (x - \bar{x} + y - \bar{y})(\lambda - \mu_1 x - \mu_2 y) + \frac{1}{2}\sigma_1^2 x^2 + \frac{1}{2}\sigma_2^2 y^2$$

since we have $\lambda - \mu_1 \bar{x} - \mu_2 \bar{y} = 0$, $\Rightarrow \lambda = \mu_1 \bar{x} + \mu_2 \bar{y}$, then we get

$$\begin{aligned} LV_1(x, y) &= (x - \bar{x} + y - \bar{y})[-\mu_1(x - \bar{x}) - \mu_2(y - \bar{y})] + \frac{1}{2}\sigma_1^2 x^2 + \frac{1}{2}\sigma_2^2 y^2, \\ &= -\mu_1(x - \bar{x})^2 - \mu_2(y - \bar{y})^2 - \mu_1(x - \bar{x})(y - \bar{y}) - \mu_2(x - \bar{x})(y - \bar{y}) \\ &\quad + \frac{1}{2}\sigma_1^2 x^2 + \frac{1}{2}\sigma_2^2 y^2 \end{aligned}$$

By using the fact that, $x^2 \leq 2(x - a)^2 + 2a^2$, we get

$$\frac{1}{2}\sigma_1^2 x^2 \leq \sigma_1^2(x - \bar{x})^2 + \sigma_1^2 \bar{x}^2 \quad \text{and} \quad \frac{1}{2}\sigma_2^2 y^2 \leq \sigma_2^2(y - \bar{y})^2 + \sigma_2^2 \bar{y}^2$$

thus

$$\begin{aligned} LV_1(x, y) &\leq -\mu_1(x - \bar{x})^2 - \mu_2(y - \bar{y})^2 - 2\mu^*(x - \bar{x})(y - \bar{y}) + \sigma_1^2(x - \bar{x})^2 + \sigma_1^2 \bar{x}^2 \\ &\quad + \sigma_2^2(y - \bar{y})^2 + \sigma_2^2 \bar{y}^2 \end{aligned}$$

where $\mu^* = \min\{\mu_1, \mu_2\}$, and since $-2\mu^*(x - \bar{x})(y - \bar{y}) \leq \mu^*(x - \bar{x})^2 + \mu^*(y - \bar{y})^2$, then

$$LV_1(x, y) \leq -(\mu_1 - \mu^* - \sigma_1^2)(x - \bar{x})^2 - (\mu_2 - \mu^* - \sigma_2^2)(y - \bar{y})^2 + \sigma_1^2 \bar{x} + \sigma_2^2 \bar{y}$$

Similarly,

$$LV_2(z) \leq -(\mu_3 - \frac{1}{2}(1 - \epsilon)p - \sigma_3^2)(z - \bar{z})^2 + \frac{1}{2}(1 - \epsilon)p(y - \bar{y})^2 + \sigma_3^2 \bar{z}^2$$

Thus,

$$\begin{aligned} LV(x, y, z) &= LV_1(x, y) + LV_2(z) \\ &\leq -(\mu_1 - \mu^* - \sigma_1^2)(x - \bar{x})^2 - (\mu_2 - \mu^* - \sigma_2^2)(y - \bar{y})^2 + \sigma_1^2 \bar{x} + \sigma_2^2 \bar{y} \\ &\quad - (\mu_3 - \frac{1}{2}(1 - \epsilon)p - \sigma_3^2)(z - \bar{z})^2 + \frac{1}{2}(1 - \epsilon)p(y - \bar{y})^2 + \sigma_3^2 \bar{z}^2 \\ &= -(\mu_1 - \mu^* - \sigma_1^2)(x - \bar{x})^2 - (\mu_2 - \mu^* + \frac{1}{2}(1 - \epsilon)p - \sigma_2^2)(y - \bar{y})^2 \\ &\quad - (\mu_3 - \frac{1}{2}(1 - \epsilon)p - \sigma_3^2)(z - \bar{z})^2 + \sigma_1^2 \bar{x} + \sigma_2^2 \bar{y} + \sigma_3^2 \bar{z}^2 \\ &= -k_1(x - \bar{x})^2 - k_2(y - \bar{y})^2 - k_3(z - \bar{z})^2 + \omega \end{aligned}$$

where $k_1 = \mu_1 - \mu^* - \sigma_1^2$, $k_2 = \mu_2 - \mu^* + \frac{1}{2}(1 - \epsilon)p - \sigma_2^2$, $k_3 = \mu_3 - \frac{1}{2}(1 - \epsilon)p - \sigma_3^2$, and $\omega = \sigma_1^2 \bar{x} + \sigma_2^2 \bar{y} + \sigma_3^2 \bar{z}^2$

Since k_1, k_2, k_3 are positive and by the same computation as in [19], we obtained

$$\limsup_{t \rightarrow \infty} \frac{1}{t} \int_0^t [k_1(x(s) - \bar{x})^2 + k_2(y(s) - \bar{y})^2 + k_3(z(s) - \bar{z})^2] ds \leq \omega.$$

then the ellipsoid

$$k_1(x - \bar{x})^2 + k_2(y - \bar{y})^2 + k_3(z - \bar{z})^2 + \omega = 0$$

lies entirely in \mathbb{R}_+^3 , so we can take any neighborhood D of this ellipsoid, such that

$$LV(u) < -\theta, \quad \text{for all } u \in D^c.$$

Therefore, condition (A2) also holds and completes the proof. \square

4 Numerical Solution

Numerous numerical methods exist for solving stochastic dynamical systems. Some prominent techniques include the Euler-Maruyama Method, Milstein Method, Stochastic Runge-Kutta Methods, Strong and Weak Taylor Methods, Split-Step Methods, Stochastic Theta Method, Multilevel Monte Carlo Methods, Gaussian Process Emulators, Stochastic Collocation and Galerkin Methods, Particle Filters, and Hybrid Methods. This study considers only the Euler-Maruyama and Milstein methods.

- **Euler-Maruyama method:** As one of the simplest numerical methods for SDEs, the Euler-Maruyama method extends the deterministic Euler method to the stochastic context [10]. Despite its simplicity and ease of implementation, the method only provides strong convergence of order 0.5.
- **Milstein method:** The Milstein method improves upon the Euler-Maruyama method by including additional terms in the Taylor series expansion of the SDE. This method provides a strong convergence of order 1.0 under suitable conditions, doubling the convergence rate of the Euler-Maruyama method [9].

These methods and many others provide a rich toolbox for the numerical solution of SDEs. The choice of method depends on several factors, such as the specific form of the SDE, the regularity of its coefficients, and the desired balance between accuracy and computational cost. For our model 3, we will solve it numerically using the Euler-Maruyama and Milstein methods as follows.

4.1 Euler-Maruyama Method

To solve the stochastic model numerically, we use the Euler-Maruyama scheme, a stochastic analog of the well-known Euler method for ordinary differential equations. The system gives the stochastic model to be solved (2). The Euler-Maruyama scheme for system (2) can be described as follows:

1. Discretize the time domain $[0, T]$ into n intervals of size $\Delta t = T/n$, where $t_i = i\Delta t$. Denote $x(t_i)$, $y(t_i)$, and $z(t_i)$ by x_i , y_i , and z_i respectively.
2. Initialize x_0 , y_0 and z_0 as the initial conditions.
3. For each time step $i = 0, 1, \dots, n-1$, compute the increments $\Delta W_1 = W_1(t_{i+1}) - W_1(t_i)$, $\Delta W_2 = W_2(t_{i+1}) - W_2(t_i)$, and $\Delta W_3 = W_3(t_{i+1}) - W_3(t_i)$.
4. Update the solution from time t_i to t_{i+1} as follows

$$\begin{aligned} x_{i+1} &= x_i + (\Lambda - \mu_1 x_i - (1 - \eta)\beta x_i z_i + qy_i)\Delta t + \sigma_1 x_i \Delta W_1, \\ y_{i+1} &= y_i + ((1 - \eta)\beta x_i z_i - \mu_2 y_i - qy_i)\Delta t + \sigma_2 y_i \Delta W_2, \\ z_{i+1} &= z_i + ((1 - \epsilon)py_i - \mu_3 z_i)\Delta t + \sigma_3 z_i \Delta W_3. \end{aligned}$$

This procedure gives a numerical approximation of the solution to the stochastic differential equations in the system (2). To implement this scheme, one needs to generate increments ΔW_1 , ΔW_2 , and ΔW_3 , normally distributed random numbers with mean 0 and variance Δt .

4.2 Milstein Method

The Milstein method is another widely used numerical approach to solving stochastic differential equations, which extends the Euler-Maruyama method by including an additional term to account for the diffusion term in the stochastic system.

The scheme for system (2) using the Milstein method can be detailed as follows:

1. As in the Euler-Maruyama method, discretize the time domain $[0, T]$ into n intervals of size $\Delta t = T/n$ and initialize x_0 , y_0 , and z_0 as the initial conditions.
2. For each time step $i = 0, 1, \dots, n-1$, calculate the increments ΔW_1 , ΔW_2 , and ΔW_3 in the same way as the Euler-Maruyama method.
3. Update the solution from time t_i to t_{i+1} by

$$\begin{aligned} x_{i+1} &= x_i + (\Lambda - \mu_1 x_i - (1 - \eta)\beta x_i z_i + qy_i)\Delta t + \sigma_1 x_i \Delta W_1 + \frac{1}{2}\sigma_1^2 x_i (\Delta W_1^2 - \Delta t), \\ y_{i+1} &= y_i + ((1 - \eta)\beta x_i z_i - \mu_2 y_i - qy_i)\Delta t + \sigma_2 y_i \Delta W_2 + \frac{1}{2}\sigma_2^2 y_i (\Delta W_2^2 - \Delta t), \\ z_{i+1} &= z_i + ((1 - \epsilon)py_i - \mu_3 z_i)\Delta t + \sigma_3 z_i \Delta W_3 + \frac{1}{2}\sigma_3^2 z_i (\Delta W_3^2 - \Delta t). \end{aligned}$$

This approach takes into account the second moment of the diffusion term, thereby providing more accurate approximations to the solution of the stochastic system (2). The implementation involves a similar procedure to the Euler-Maruyama method but with additional terms to be computed at each step.

Aspect	Euler-Maruyama	Milstein
Simplicity	High	Medium
Accuracy	First-order	Second-order (diffusion)
Computational Cost	Low	Medium
Stability	May vary	Generally better
Implementation	Easier	More complex

Table 2: Comparison between Euler-Maruyama and Milstein Methods

Parameter	Λ	μ_1	μ_2	μ_3	β	η	ϵ	p	q	σ_1	σ_2	σ_3
Value	100	20	5	7	0.6	0.6	0.2	2	5	0.5	0.6	0.8

Table 3: Parameter values for the stochastic and deterministic models

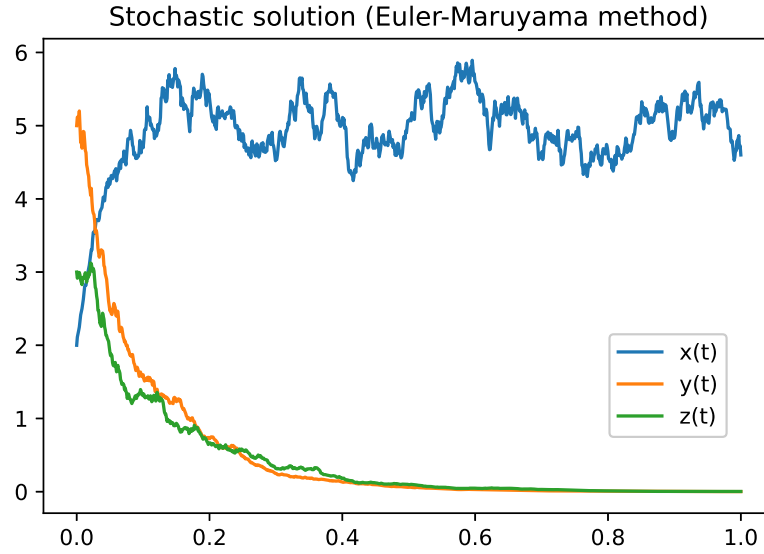


Figure 1: Figure describes the solution of the model2 using Euler-Maruyama Method. Parameter values are defined in the table3

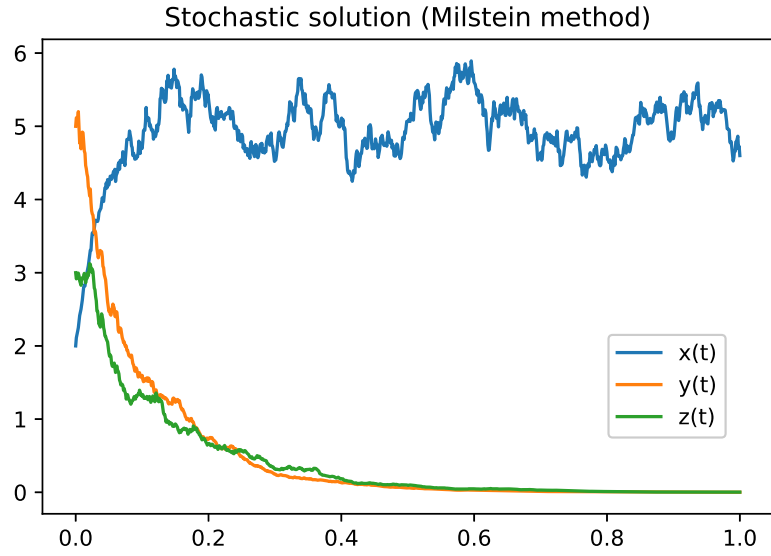


Figure 2: Figure describes the solution of the model 2 using Milstein Method. Parameter values are defined in the table3

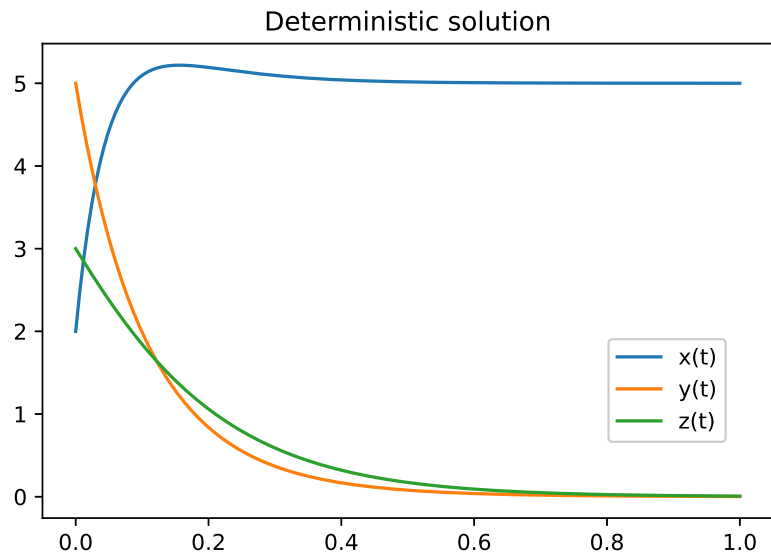


Figure 3: Figure describes the deterministic solution of the model 2. Parameter values are defined in the table3

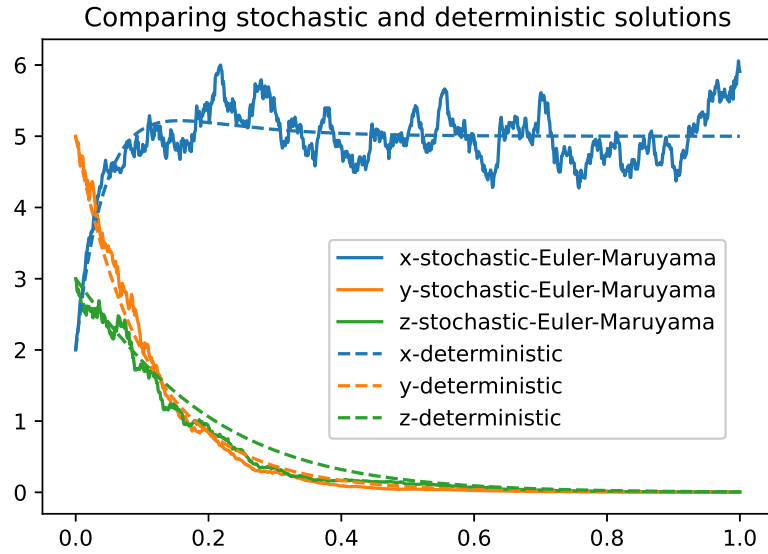


Figure 4: Figure describes the comparison of the stochastic "Euler-Maruyama" and deterministic solutions. Parameter values are defined in the table3

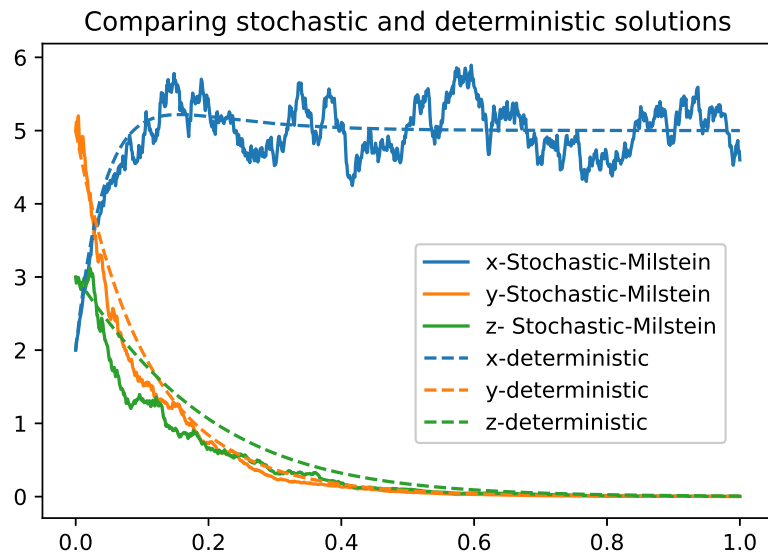


Figure 5: Figure describes the comparison of the stochastic "Milstein" and deterministic solutions. Parameter values are defined in the table3

Comparison of Euler-Maruyama and Milstein methods for $x(t)$

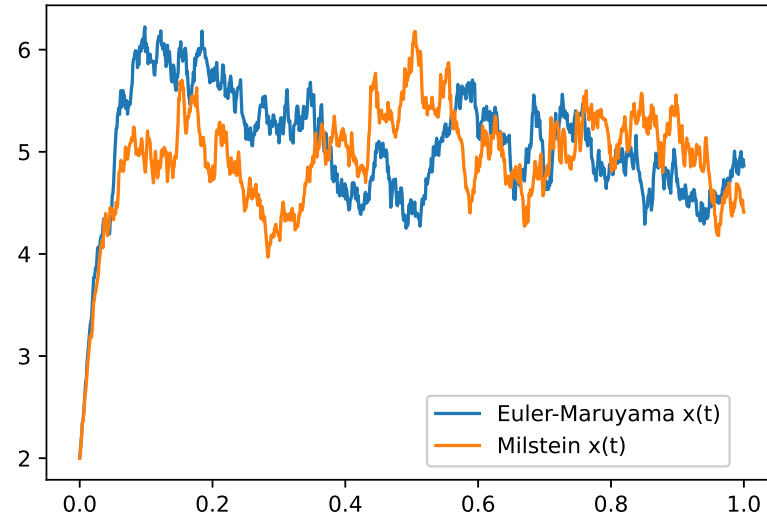


Figure 6: Figure describes the comparison of the stochastic "Milstein" and deterministic solutions. Parameter values are defined in the table3

Comparison of Euler-Maruyama and Milstein methods for $y(t)$

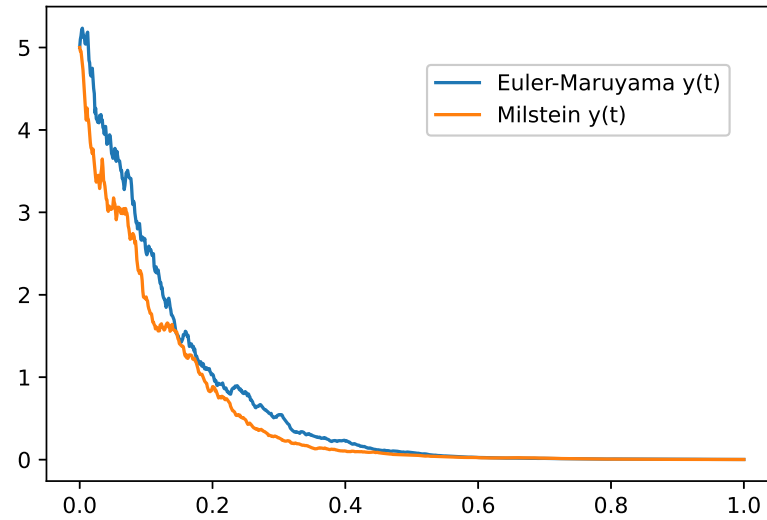


Figure 7: Figure describes the comparison of the stochastic "Milstein" and deterministic solutions. Parameter values are defined in the table3

Comparison of Euler-Maruyama and Milstein methods for $z(t)$

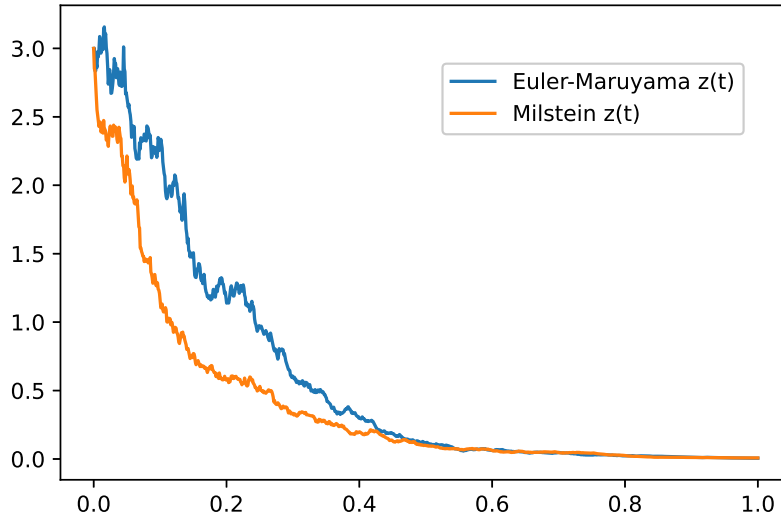


Figure 8: Figure describes the comparison of the stochastic "Milstein" and deterministic solutions. Parameter values are defined in the table3

Comparison between Euler-Maruyama and Milstein Methods Table 2 summarizes the main differences between the two methods, highlighting the trade-offs between simplicity, computational cost, accuracy, and stability. Both methods provide valuable tools for numerically solving stochastic models and can be chosen according to the specific needs and constraints of the problem.

5 Conclusion

This paper presents a refined stochastic model for Hepatitis B Virus (HBV) infection dynamics, capturing biological processes' inherent variability and randomness. By introducing preliminary concepts, the study fosters easy comprehension, paving the way for an analysis that ensures the solution's existence, uniqueness, and positive nature for all positive initial values.

The stability analysis of the model is explored, delineating necessary and sufficient conditions for stability in probability. This contributes to a more profound understanding of the dynamics of HBV infection and is a robust foundation for further investigation.

The study engages two distinguished numerical methods, Euler-Maruyama and Milstein, to solve the stochastic differential equations in the system (2). While the Euler-Maruyama method provides a simple solution with a lower convergence rate, the Milstein method enhances accuracy and stability by accounting for the second moment of the diffusion term. These numerical simulations corroborate the theoretical findings and illustrate the practical applicability of the model.

Despite certain limitations, this research marks a significant advancement in the field of HBV infection dynamics. It offers a deeper comprehension of the subject and fosters progress toward devising effective strategies for control and prevention. The insights gained from this study serve as a vital stepping stone for future explorations in this critical area of public health.

References

- [1] I. Abdulrashid, A. Alsammani, and X. Han. Stability analysis of chemotherapy model with delays. *Discrete and Continuous Dynamical Systems Series B*, 24, 2019.
- [2] Abdallah Alsammani. Mathematical analysis of autonomous and nonautonomous hepatitis b virus transmission models. In *Computational Science and Its Applications – ICCSA 2023 Workshops*, pages 327–343, Cham, 2023. Springer Nature Switzerland.
- [3] Abdallah Alhadi Mahadi Alsammani. *Dynamical Behavior of Nonautonomous and Stochastic HBV Infection Model*. PhD thesis, Auburn University, 2020.
- [4] Charles R Bangham. Population dynamics of immune responses to persistent viruses. *Science*, 272(5258):74–79, 1996.
- [5] Tomas Caraballo and Xiaoying Han. *Applied Nonautonomous and Random Dynamical Systems*. SpringerBriefs, 2016.
- [6] N. Dalal, D. Greenhalgh, and X. Mao. A stochastic model for internal hiv dynamics. *Journal of Mathematical Analysis and Applications*, 2008.
- [7] Jeremie Guedj and Alan S Perelson. Modeling shows that the ns5a inhibitor daclatasvir has two modes of action and yields a shorter estimate of the hepatitis c virus half-life. *Proceedings of the National Academy of Sciences*, 110(10):3991–3996, 2013.
- [8] R. Z. Has'minskii. *Stochastic Stability of Differential Equations*. Sijthoff Noordhoff, Alphen aan den Rijn, The Netherlands, 1980.
- [9] Desmond J Higham. Algorithmic introduction to numerical simulation of stochastic differential equations. *SIAM review*, 43(3):525–546, 2001.
- [10] Peter E Kloeden and Eckhard Platen. *Numerical solution of stochastic differential equations*. Springer Science & Business Media, 2013.
- [11] Dan Li, Jing'an Cui, Meng Liu, and Shengqiang Liu. The evolutionary dynamics of stochastic epidemic model with nonlinear incidence rate. *Bulletin of mathematical biology*, 77:1705–1743, 2015.
- [12] Alun L Lloyd. Realistic distributions of infectious periods in epidemic models: Changing patterns of persistence and dynamics. *Theoretical Population Biology*, 60(1):59–71, 2001.
- [13] X. Mao. *Stochastic Differential Equations and Applications*. Horwood Publishing Limited, 2 edition, 2007.
- [14] Martin A Nowak et al. Viral dynamics of primary viremia and antiretroviral therapy in simian immunodeficiency virus infection. *Journal of virology*, 70(10):6735–6741, 1996.
- [15] R.J.H. Payne, M.A. Nowak, and B. Blumberg. The dynamics of hepatitis b virus infection. *Proc. Natl. Acad. Sci. USA*, 93:6542–6546, 1996.
- [16] Alan S Perelson and Patrick W Nelson. Modelling viral and immune system dynamics. *Nature Reviews Immunology*, 2(1):28–36, 2002.
- [17] Andre S Ribeiro. Effects of stochastic population dynamics on the quantification of gene expression. *Physical Review E*, 71(1):011912, 2005.
- [18] World Health Organization. Hepatitis b, 2023. Accessed: 2023-07-23.

- [19] Qingshan Yang, Daqing Jiang, Ningzhong Shi, and Chunyan Ji. The ergodicity and extinction of stochastically perturbed sir and seir epidemic models with saturated incidence. *Journal of Mathematical Analysis and Applications*, 388(1):248–271, 2012.
- [20] Chao Zhu and George Yin. Asymptotic properties of hybrid diffusion systems. *SIAM Journal on Control and Optimization*, 46(4):1155–1179, 2007.