

Nonlocal theory of elasticity in the natural vibrations of curved CNTs with defects

Jaen Lellep and Shahid Mubasshar

Abstract

The current study presents the natural vibrations of single-walled carbon nanotubes (SWCNTs) using the nonlocal theory of elasticity. The study will help to develop nanodevices. The study focuses on the natural vibrations of curved or arch-like carbon nanotubes (CNTs). It is considered that the CNT has a crack-like defect and is simply supported (SS) at both ends. To model the equations of motion for the CNTs, a curved nanobeam approach is adopted, and the governing equations are solved using the separation of variables method. This research investigates the natural frequencies of three types of CNTs: armchair, zigzag, and chiral. A qualitative validation study demonstrates that the obtained results align with those published in the literature. Notably, the study reveals that small-scale effects and defects in the nanotubes influence the natural frequencies of CNTs.

1 Introduction

Nanostructures, such as nanotubes, nanoplates, nanoshells, nanoarches, and nano-cones, have exceptional mechanical and thermal properties due to their nanoscale size [4]. The discovery of CNTs by Ijima in 1991 led to the revelation of numerous applications of these nanotubes. CNTs serve as fundamental components in the construction of nanodevices, nanosensors and nanoscillators [9, 13]. Consequently, researchers have extensively studied the dynamic and static behaviour of CNTs experimentally and theoretically [1, 16, 17]. Initially, vibration in CNTs was studied using classical continuum mechanics [5, 22], neglecting small scale effects such as electric forces and Van der Waals forces. However, experimental studies have shown that these small scale effects, including the lattice spacing between individual atoms, may not be neglected since the material will not be homogenized into a continuum [2]. Consequently, various theories have been developed to investigate the dynamic behaviour of nanomaterials. One widely accepted approach is the nonlocal theory of elasticity, formulated by Eringen and his coworkers [7, 8], which has been extensively applied to study the vibrations of nanotubes. Subsequently, the nonlocal theory

has also been employed to examine bending and buckling problems in nanomaterials [19, 23]. Moreover, researchers have studied the effects of cracks on the static and dynamic behaviour of nanostructures [11, 15], as cracks can form on the surfaces of nanomaterials due to environmental factors, improper handling and wear and tear. This study focuses on the natural frequencies of armchair, zigzag and chiral shape CNTs. The effects of cracks, nonlocal and other physical parameters on the natural frequency of CNTs are discussed.

2 Formulation and solution of the problem

Creating an armchair, zigzag, and chiral CNTs from a graphene sheet involves rolling and manipulating the sheet differently, as shown in [12]. The geometry of a SS carbon nanotube (CNT) with a defect is shown in Fig.1. Here h is the thickness and R is the radius of the CNT. The current cross-section is defined by φ , and the edges of the arch correspond to $\varphi = 0$ and $\varphi = \beta$. It is assumed that a stable crack whose length is $c < h$ is located at $\varphi = \alpha$. It is also assumed that the cross-section of the CNT is circular.

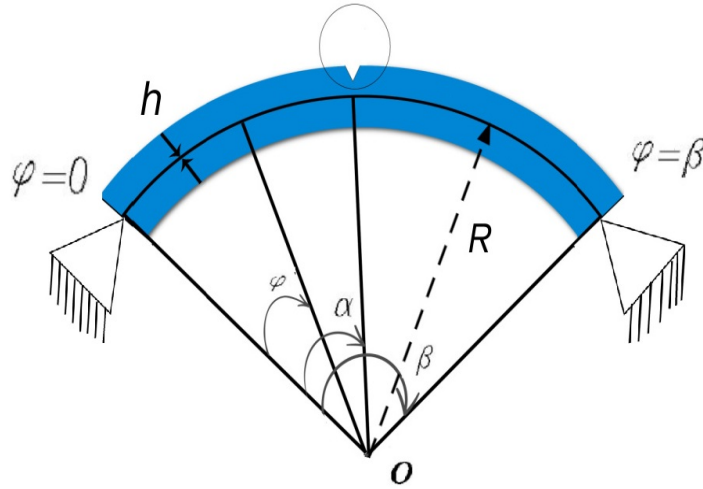


Figure 1. A schematic diagram of the simply supported curved CNT.

The equilibrium equations for the curved beam element are established by [20] and have been extensively validated through experimental and numerical studies in the analysis of vibration of nanostructures [14]. According to this

theory, the equilibrium equations are written as

$$\begin{aligned}\frac{\partial N}{\partial s} + \frac{Q}{R} + p_u &= \bar{\rho}h \frac{\partial^2 U}{\partial t^2}, \\ \frac{\partial Q}{\partial s} - \frac{N}{R} + p &= \bar{\rho}h \frac{\partial^2 W}{\partial t^2}, \\ \frac{\partial M}{\partial s} - Q &= 0,\end{aligned}\tag{1}$$

where N , M , and Q represent the membrane force, bending moment, and shear force, respectively. The length s of the nanoarch is related to the angle φ by $s = R\varphi$. In (1), U and W correspond to the displacements in the circumferential and transverse directions, respectively, while p_u and p denote external loads in those directions. The variable h represents the CNT's thickness, $\bar{\rho}$ is the mass per unit length, and b is the width. Strain-displacement equations, as stated in [20] are

$$\varepsilon = \frac{1}{R}W + \frac{\partial U}{\partial s}\tag{2}$$

and

$$\varkappa = -\frac{\partial^2 U}{\partial s^2} + \frac{\partial U}{\partial s} \frac{1}{R}.\tag{3}$$

Here, ε denotes the relative extension of the curved element and \varkappa represents the curvature of the nanotube's middle line. The classical theory of elasticity describes Hooke's law as

$$M_c = EI\varkappa,\tag{4}$$

where M_c is the bending moment, E stands for Young's modulus, and $I = \frac{\pi d^4}{64}$ denotes the moment of inertia with diameter d . The material of the CNT adheres to the constitutive equations of the nonlocal theory of elasticity [2, 23]. According to the theory, the constitutive equation is given as

$$\sigma_{ij} - \eta \nabla^2 \sigma_{ij} = \sigma_{ij}^c,\tag{5}$$

where σ_{ij}^c is nonlocal stress tensor, ∇ represents the Laplacian operator, and η is a material constant defined as $\eta = (e_0 a)^2$, with e_0 being a calibration constant for different materials and a is a characteristic internal length. In this problem, we assume that $p_u = 0$, $U(\varphi, t)$ is small, and \dot{U} is also negligible. Under these conditions, (1) can be simplified as

$$N' = -Q,\tag{6}$$

$$Q' = N + R(\rho h \ddot{W} - p),\tag{7}$$

$$M' = RQ.\tag{8}$$

Here, primes denote differentiation with respect to the current angle φ . Furthermore, if $M(\varphi)$ and $N(\varphi)$ vanish at the same cross-section, one can write

$$M = -RN.\tag{9}$$

To solve the governing equations, the method of separation of variables is applied, which assumes that

$$W(\varphi, t) = X(\varphi) \sin(\omega t), \quad (10)$$

where $X(\varphi)$ is a function of the coordinate φ . Equations (9, 10) can be written as

$$X'''' + (2 + K\eta)X'' + (1 - K)X = 0, \quad (11)$$

where

$$K = \frac{\omega^2 \rho h R^4}{EI},$$

Cracks and other defects cause additional structural compliance, which can be calculated by using the method developed in [6] and [3] and has been applied by many authors in the study of vibration problems [12, 14, 15].

3 Results and discussion

Numerical results are presented for the SWCNTs of different types with simply supported boundary conditions. Physical properties of the CNTs are taken from published literature [10] and [18]. $\beta = 1$, $\eta = 1$ and crack length $c = 4$ are considered where values of these parameters are not specified in the legends. In Fig. 2, the natural frequency of the CNTs is plotted against the central angle β . From the figure, one can observe that the natural frequency initially increases and then starts decreasing as we increase the β value. It is also noticeable that the frequency for the chiral nanotubes is higher than that of armchair and zigzag nanotubes. Fig. 3 shows the natural frequency plotted against the nonlocal parameter η . The figure illustrates that the frequency consistently decreases as we increase the η . Furthermore, it can be seen that the zigzag nanotubes exhibit the lowest frequency compared to other nanotubes. In Fig. 4, the natural frequency is plotted against the radius of the CNTs. It is clear from the figure that the frequency decreases as the value of the radius increases. Figs. 4-6 depict the natural frequencies of armchair, zigzag, and chiral CNTs, plotted against the radius of nanotubes. Different curves in the figures correspond to different values of η . In Table 1, the results are compared with [21] when there is no crack in the nanotubes and central angle β is very small. The table shows that the results are close to each other for different values of nonlocal parameter η .

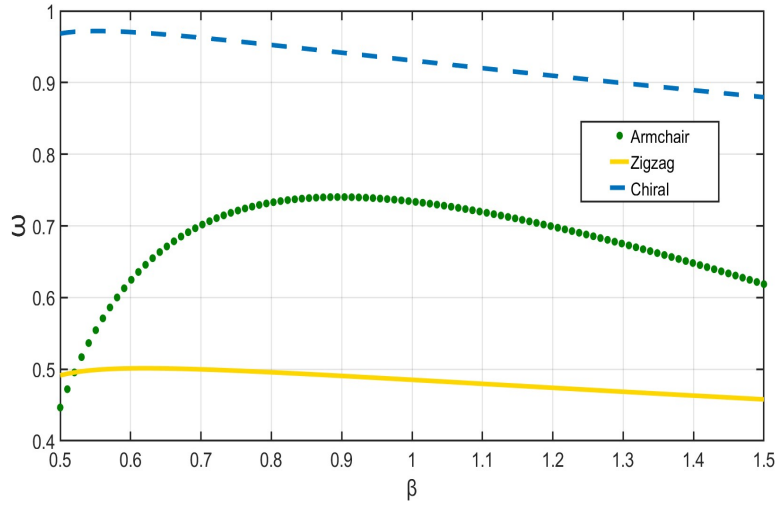


Figure 2. Natural frequency versus central angle of the CNTs.

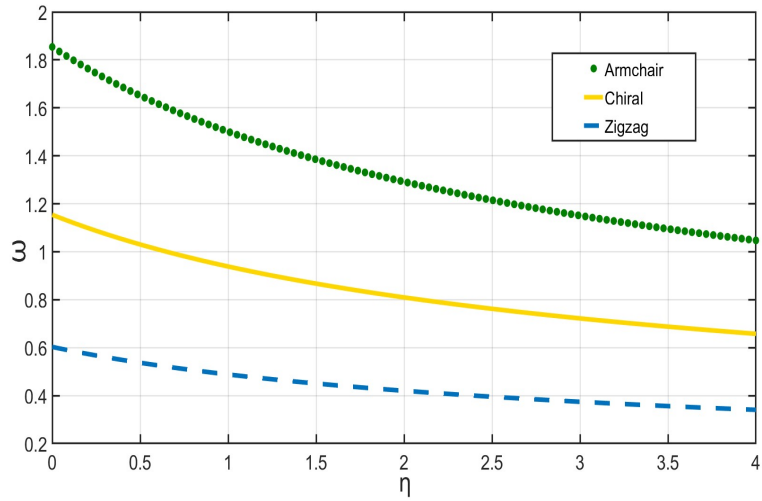


Figure 3. Natural frequency versus the nonlocal parameter.

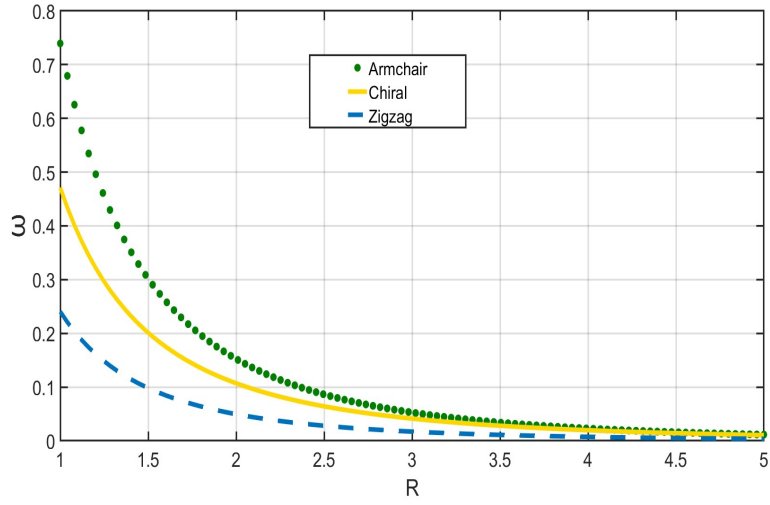


Figure 4. Natural frequency versus radius of the CNTs.

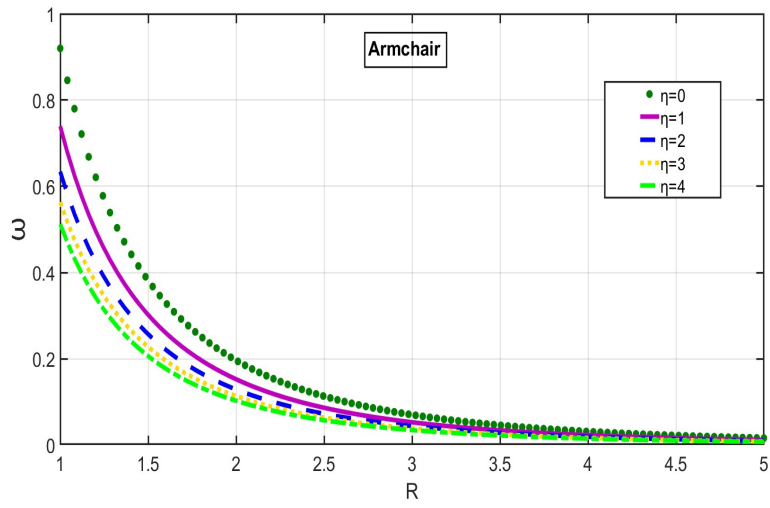


Figure 5. Natural frequency versus radius of the armchair CNT.

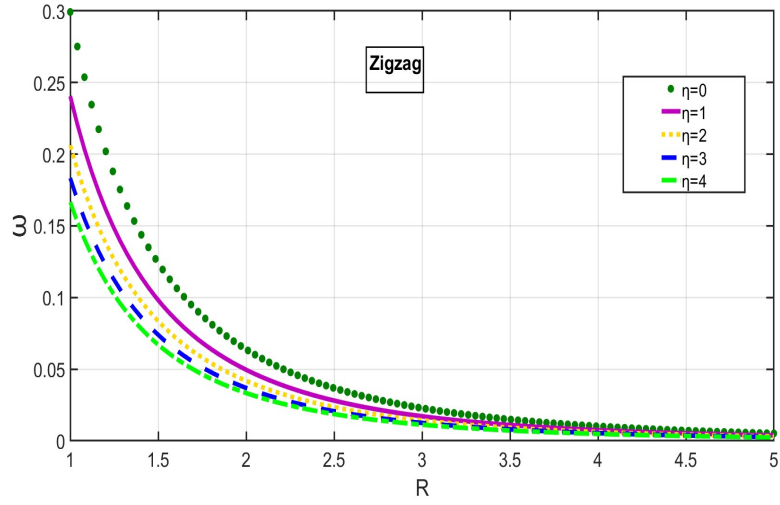


Figure 6. Natural frequency versus radius of the zigzag CNT.

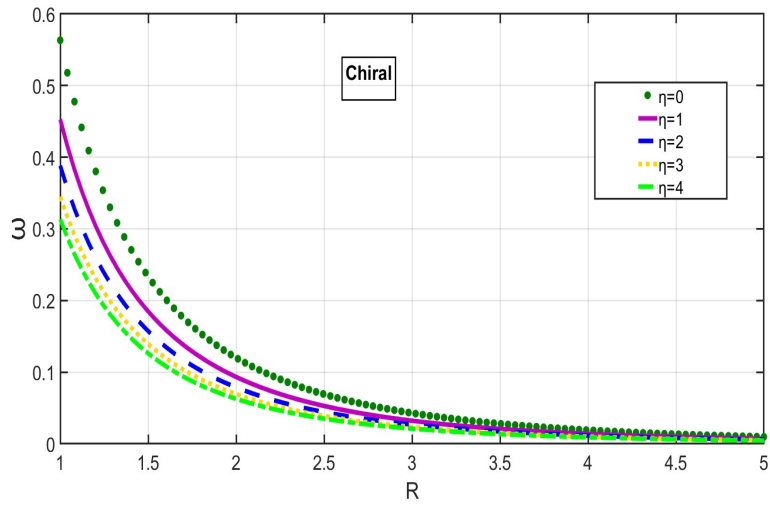


Figure 7. Natural frequency versus radius of the chiral CNT.

Table 1. Natural vibration of the nanobeams of the constant thickness.

Mode	η	Present	Thai [21]
1	0	9.75821	9.2745
	1	7.05584	8.8482
	2	5.80188	8.4757
	3	5.04192	8.1466
	4	4.51883	7.8530

4 Conclusion

Natural frequencies of CNTs of three different shapes, armchair, zigzag and chiral, are calculated based on the nonlocal theory of elasticity. The small scale effects on the natural frequency of CNTs are exhibited. The effects of the other physical parameters, such as radius and central angle on the natural frequency are also calculated. The results show that the natural frequency of the CNTs decreases as we increase the nonlocality and the radius of the curved shape CNTs. To verify the methodology, the obtained results are compared with those available in the literature. The study is helpful for engineers in the field of the construction of nanodevices.

References

- [1] B Babić, J Furer, S Sahoo, Sh Farhangfar, and C Schönenberger, *Intrinsic thermal vibrations of suspended doubly clamped single-wall carbon nanotubes*, Nano Lett. **3** (2003), no. 11, 1577–1580.
- [2] L Behera and S Chakraverty, *Recent researches on nonlocal elasticity theory in the vibration of carbon nanotubes using beam models: A review*, Arch Comput. Methods **24** (2017), 481–494.
- [3] Thomas G Chondros, Andrew D Dimarogonas, and Jonathan Yao, *Vibration of a beam with a breathing crack*, J. Sound Vib. **239** (2001), no. 1, 57–67.
- [4] Hongjie Dai, Jason H Hafner, Andrew G Rinzler, Daniel T Colbert, and Richard E Smalley, *Nanotubes as nanoprobe in scanning probe microscopy*, Nature **384** (1996), no. 6605, 147–150.
- [5] Çiğdem Demir, Ömer Civalet, and Bekir Akgöz, *Free vibration analysis of carbon nanotubes based on shear deformable beam theory by discrete singular convolution technique*, Math. Comput. Appl. **15** (2010), no. 1, 57–65.
- [6] Andrew D Dimarogonas, *Vibration of cracked structures: A state of the art review*, Eng. Fract. Mech. **55** (1996), no. 5, 831–857.

- [7] A Cemal Eringen, *Nonlocal polar elastic continua*, Int. J. Eng. Sci. **10** (1972), no. 1, 1–16.
- [8] A Cemal Eringen, *On differential equations of nonlocal elasticity and solutions of screw dislocation and surface waves*, J. Appl. Phys. **54** (1983), no. 9, 4703–4710.
- [9] Ronald F Gibson, Emmanuel O Ayorinde, and Yuan-Feng Wen, *Vibrations of carbon nanotubes and their composites: a review*, Compos. Sci. Technol. **67** (2007), no. 1, 1–28.
- [10] SS Gupta, FG Bosco, and RC Batra, *Wall thickness and elastic moduli of single-walled carbon nanotubes from frequencies of axial, torsional and inextensional modes of vibration*, Comput. Mater. Sci. **47** (2010), no. 4, 1049–1059.
- [11] Mainul Hossain and Jaan Lellep, *The effect of rotatory inertia on natural frequency of cracked and stepped nanobeam*, Eng. Res. Express **2** (2020), no. 3, 035009.
- [12] Muzamal Hussain, Muhammad Nawaz Naeem, Abdelouahed Tounsi, and Muhammad Taj, *Nonlocal effect on the vibration of armchair and zigzag SWCNTs with bending rigidity*, Adv. Nano Res **7** (2019), no. 6, 431–442.
- [13] Catherine Journet, Matthieu Picher, and Vincent Jourdain, *Carbon nanotube synthesis: From large-scale production to atom-by-atom growth*, Nanotechnol. **23** (2012), no. 14, 142001.
- [14] Jaan Lellep and Artur Lenbaum, *Free vibrations of stepped nano-beams with cracks*, Proc. Estonian Acad. Sci. **71** (2022), no. 1, 103–116.
- [15] Jaan Lellep and Shahid Mubasshar, *Natural vibrations of curved nano-beams and nano-arches*, Acta Comment. Math. Tartu **26** (2022), no. 1, 63–76.
- [16] Yong-Sik Lim, Ki-Ju Yee, Ji-Hee Kim, Erik H Haroz, Jonah Shaver, Junichiro Kono, Stephen K Doorn, Robert H Hauge, and Richard E Smalley, *Coherent lattice vibrations in single-walled carbon nanotubes*, Nano Lett. **6** (2006), no. 12, 2696–2700.
- [17] YS Lim, JG Ahn, T Joo, KJ Yee, EH Haroz, LG Booshehri, and J Kono, *Coherent lattice vibrations in small diameter single-walled carbon nanotubes*, International quantum electronics conference, 2009, pp. IWD6.
- [18] Aaqib Majeed, A Zeeshan, and Shahid Mubbashir, *Vibration analysis of carbon nanotubes based on cylindrical shell by inducting Winkler and Pasternak foundations*, Mech. Adv. Mater. Struct. **26** (2019), no. 13, 1140–1145.

- [19] JN Reddy and SD Pang, *Nonlocal continuum theories of beams for the analysis of carbon nanotubes*, J. Appl. Phys. **103** (2008), no. 2, 023511.
- [20] Werner Soedel, *Vibrations of Shells and Plates*, Marcel Dekker, NY, 2004.
- [21] Huu-Tai Thai, *A nonlocal beam theory for bending, buckling, and vibration of nanobeams*, Int. J. Eng. Sci. **52** (2012), 56–64.
- [22] CM Wang, VBC Tan, and YY Zhang, *Timoshenko beam model for vibration analysis of multi-walled carbon nanotubes*, J. Sound Vib. **294** (2006), no. 4–5, 1060–1072.
- [23] Q Wang, VK Varadan, and ST Quek, *Small scale effect on elastic buckling of carbon nanotubes with nonlocal continuum models*, Phys. Lett. A **357** (2006), no. 2, 130–135.