

# A CORK OF THE RATIONAL SURFACE WITH THE SECOND BETTI NUMBER 9

YOHEI WAKAMAKI

ABSTRACT. We provide the first explicit example of a cork of  $\mathbf{CP}^2 \# 8\overline{\mathbf{CP}^2}$ . This result gives the current smallest second Betti number of a standard simply-connected closed 4-manifold for which an explicit cork has been found.

## 1. INTRODUCTION

Throughout this article, we assume that all manifolds are smooth and oriented, and all maps are smooth unless otherwise stated.

One of the fascinating problems in 4-dimensional topology asks whether a simply-connected closed 4-manifold with a small second Betti number  $b_2$  admits an exotic smooth structure. The interest in this problem stems from the fact that constructing exotic smooth structures on such 4-manifolds is much more challenging than on those with large  $b_2$ . The first example of an exotic smooth structure on simply-connected closed 4-manifolds was discovered by Donaldson [7, 8]. A few years later, Friedman and Morgan [11] proved that for each integer  $m \geq 10$ , there exists a simply-connected closed 4-manifold with  $b_2 = m$  such that it admits infinitely many exotic smooth structures. After their result, many experts [20, 25, 27, 26, 3, 4] have contributed to lowering the known minimal value of  $b_2$  of a simply-connected closed 4-manifold on which an exotic smooth structure exists. Currently, we know that for each integer  $m \geq 3$ , there exists a simply-connected closed 4-manifold with  $b_2 = m$  that admits infinitely many exotic smooth structures.

Regarding the exotic smooth structures on simply-connected closed 4-manifolds, the study of smooth structures of 4-manifolds by using the concept of *cork* (see Definition 3.1) plays an important role. Due to the work of Curtis–Freedman–Hsiang–Stong [6] and independently Matveyev [24], for any exotic pair  $(X, Y)$  of simply-connected closed 4-manifolds, there exist a cork  $(C, \tau)$  and an embedding  $i$  of  $C$  into  $X$  such that  $Y$  is diffeomorphic to the *cork twist of  $X$  along  $(C, \tau, i)$* , i.e., the 4-manifold obtained by cutting out the embedded copy  $i(C)$  in  $X$  and regluing  $C$  via the map  $i \circ \tau$ . In other words, one can obtain any exotic smooth structure of  $X$  by a cork twist of  $X$ . When the cork twist of  $X$  along  $(C, \tau, i)$  is exotic to  $X$ , we say  $i$  is an *effective embedding of  $(C, \tau)$  into  $X$* . A cork  $(C, \tau)$  is called a *cork of  $X$*  if there exists an effective embedding of  $(C, \tau)$  into  $X$ .

---

*Date:* July 31, 2023. *Revised:* September 26, 2024.

*2020 Mathematics Subject Classification.* 57R55, 57R65.

*Key words and phrases.* 4-manifold; cork; rational surface.

Despite the importance of corks of simply-connected closed 4-manifolds, we have relatively few explicit examples of them. In particular, the minimal value of  $b_2$  of *standard* simply-connected closed 4-manifolds for which an explicit cork had been found to date was 10 [1]. A simply-connected closed 4-manifold is called standard if it is obtained as the connected sum of finitely many copies of  $\mathbf{CP}^2$ ,  $\overline{\mathbf{CP}^2}$ ,  $S^2 \times S^2$ ,  $K3$  and  $\overline{K3}$ . As is well-known, if the celebrated 11/8-conjecture [23] is true, then it follows that any simply-connected closed 4-manifold is homeomorphic to one of the standard simply-connected closed 4-manifolds.

This situation naturally leads us to the following problem, which can be regarded as a cork version of the problem we raised at the beginning of this paper.

**Problem 1.1.** *Find an effective embedding of a cork into a standard simply-connected closed 4-manifold with  $b_2 \leq 9$ .*

We remark that an effective embedding of the cork into a non-standard simply-connected closed 4-manifold with  $b_2 = 9$  has already been found by Akbulut and Yasui [2, Remark 6.2], but it is unknown whether its cork twist results in a standard simply-connected closed 4-manifold. By the definition of cork twist, if the cork twist along their cork results in a standard simply-connected closed 4-manifold, it immediately follows that their cork has an effective embedding into a standard simply-connected closed 4-manifold.

In this article, we prove the following theorem by finding an effective embedding of a cork in Figure 1 into a standard 4-manifold. As a result, we provide an answer to Problem 1.1 in the case  $b_2 = 9$ .

**Theorem 1.2.** *There exists an effective embedding of the cork  $(W_2, f_2)$  into  $\mathbf{CP}^2 \# \overline{8\mathbf{CP}^2}$ , i.e., the cork  $(W_2, f_2)$  is a cork of  $\mathbf{CP}^2 \# \overline{8\mathbf{CP}^2}$ .*

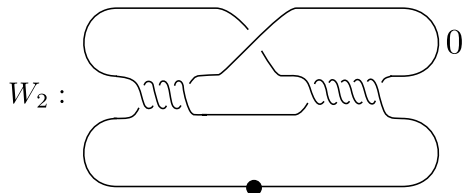


FIGURE 1. The cork  $(W_2, f_2)$ . The involution  $f_2$  of  $\partial W_2$  is defined by exchanging the zero and the dot in this diagram.

The proof of this theorem is divided into two parts. The first is giving an explicit Kirby diagram (Figure 19) of an exotic  $\mathbf{CP}^2 \# \overline{8\mathbf{CP}^2}$  obtained by Yasui's construction [30, Corollary 5.2] which uses the rational blowdown technique [9]. We denote this manifold as  $R_8$ . Note that Yasui [30] explicitly described a procedure to give a Kirby diagram of a 4-manifold obtained by his construction. However, no explicit Kirby diagram of an exotic  $\mathbf{CP}^2 \# \overline{8\mathbf{CP}^2}$  obtained by Yasui's construction was given before. We follow Yasui's procedure to give a diagram of  $R_8$  with some modifications. The second is finding the

diagram which contains an embedded copy of  $W_2$  such that the cork twists along  $(W_2, f_2)$  results in  $\mathbf{CP}^2 \# \overline{8\mathbf{CP}^2}$ . Such a diagram is described in Figure 22.

The following follows from Theorem 1.2.

**Corollary 1.3.** *The 4-manifold  $R_8$  becomes diffeomorphic to  $2\mathbf{CP}^2 \# \overline{9\mathbf{CP}^2}$  after taking a connected sum with  $S^2 \times S^2$ .*

This corollary is related to the famous open problem asking whether every exotic pair of simply-connected closed 4-manifolds becomes diffeomorphic after one stabilization, i.e., taking a connected sum with  $S^2 \times S^2$ . It is well-known that, due to the theorem of Wall [29], every exotic pair of simply-connected closed 4-manifolds becomes diffeomorphic after sufficiently many stabilizations, and it has been proved that only one stabilization is enough in many cases. To the best of the author's knowledge, among the exotic pairs of simply-connected closed 4-manifolds whose Kirby diagrams are explicitly given, the pair  $(\mathbf{CP}^2 \# \overline{8\mathbf{CP}^2}, R_8)$  is currently the smallest example in terms of  $b_2$  that becomes diffeomorphic after one stabilization. It is not clear to the author whether other examples of exotic pairs of simply-connected closed 4-manifolds with  $b_2 \leq 8$  known to date become diffeomorphic after one stabilization. We note that many variants of the problem about one stabilization have recently been answered negatively. For details, see [21, 22, 13, 19, 16, 14, 15, 17, 18, 5].

**Remark 1.4.** We can also prove an exotic  $\mathbf{CP}^2 \# k\overline{\mathbf{CP}^2}$  ( $k = 5, 6, 7, 9$ ) obtained by Yasui's construction becomes diffeomorphic to  $2\mathbf{CP}^2 \# (k+1)\overline{\mathbf{CP}^2}$  after one stabilization. Furthermore, after posting the first version of this article on arXiv, Rafael Torres informed the author that a stronger version of Corollary 1.3 holds. Namely, the manifold  $R_8$  becomes diffeomorphic to  $2\mathbf{CP}^2 \# \overline{8\mathbf{CP}^2}$  after taking a connected sum with  $\mathbf{CP}^2$ . It is possible to apply his idea to an exotic  $\mathbf{CP}^2 \# k\overline{\mathbf{CP}^2}$  ( $k = 6, 7, 9$ ) obtained by Yasui's construction. These results will be discussed in the forthcoming paper [28].

**1.1. Acknowledgement.** The author wishes to express his deepest gratitude to his advisor, Kouichi Yasui, for his patience, encouragement, and numerous valuable suggestions, including the topic of this paper. He is grateful to Rafael Torres for generously informing the author of a stronger version of Corollary 1.3 mentioned in Remark 1.4. He is thankful to the anonymous referees for their careful reading, many suggestions, and pointing out mistakes in the original manuscript. He also thanks Natsuya Takahashi for many valuable conversations and comments on the draft of this paper, and Yuichi Yamada for his interest in this study.

## 2. RATIONAL BLOWDOWN AND YASUI'S SMALL EXOTIC RATIONAL SURFACES

We start this section by reviewing the definition of the rational blowdown of 4-manifold, which was introduced by Fintushel and Stern [9]. Then, we recall Yasui's construction [30] of an exotic  $\mathbf{CP}^2 \# \overline{8\mathbf{CP}^2}$  that uses the rational blowdown. To find a cork embedded

in an exotic  $\mathbf{CP}^2 \# 8\overline{\mathbf{CP}^2}$  in Section 3, we follow Yasui's construction [30] with small modifications (see Remark 2.6) and give an explicit diagram of the 4-manifold.

**Definition 2.1.** For each integer  $p \geq 2$ , let  $C_p$  and  $B_p$  be the compact 4-manifolds with boundary defined by the Kirby diagrams in Figure 2. Here  $u_i$  in Figure 2 represents the elements of  $H_2(C_p; \mathbf{Z})$  given by the corresponding 2-handles. (i.e.,  $u_{p-1}^2 = -p - 2, u_i^2 = -2$ , and  $u_i \cdot u_{i+1} = +1$  ( $1 \leq i \leq p - 2$ ).)

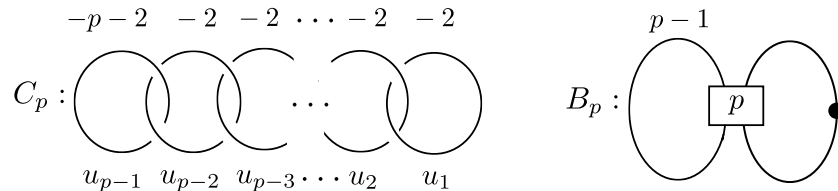


FIGURE 2.  $C_p$  and  $B_p$ .

**Definition 2.2** ([9],[12]). Let  $X$  be a compact 4-manifold and  $C$  be an embedded copy of  $C_p$  in  $X$ . The 4-manifold  $X_{(p)} = X - (\text{int}C) \cup_{\partial} B_p$  is called the *rational blowdown* of  $X$  along  $C$ . This operation is well-defined since any self-diffeomorphism of  $\partial B_p$  extends over  $B_p$  (For details, see [12, Section 8.5]).

Yasui's construction [30] begins with the following proposition. Although he constructed exotic  $\mathbf{CP}^2 \# k\overline{\mathbf{CP}^2}$  for  $5 \leq k \leq 9$ , we only focus on the case  $k = 8$ .

**Proposition 2.3** ([30, Proposition 3.1 (1)]). *For  $a \geq 1$ , the complex projective plane  $\mathbf{CP}^2$  admits the handle decomposition in Figure 3.*

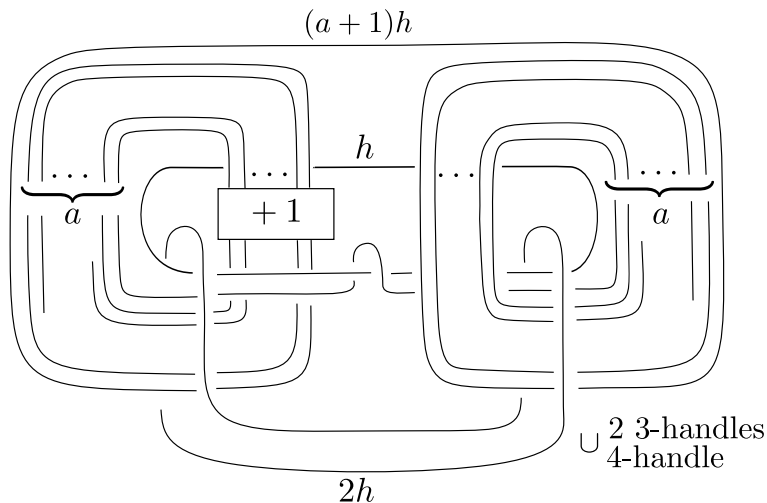


FIGURE 3.  $\mathbf{CP}^2$  ( $a \geq 1$ ).

**Conventions 2.4.** (1) In the figures below, we often draw only the local pictures of Kirby diagrams. We assume that the parts not drawn in the diagrams are naturally inherited from the previous diagrams and always fixed.

(2) In order to indicate the bands for the handle slides, we sometimes draw arrows in the diagrams as on the left in Figure 4. Figure 4 only shows the cases when the attaching circles of 2-handles are unknots and unlinked. As in Figure 4, the shape of the arrow determines the band for the handle slide. The arrow with a positive twist on the left in Figure 4 (b) will only appear in Figure 26 and Figure 28. As usual, the boxes with integer  $m$  in figures stand for  $m$  right-handed full twists if  $m$  is positive and  $|m|$  left-handed full twists if  $m$  is negative.

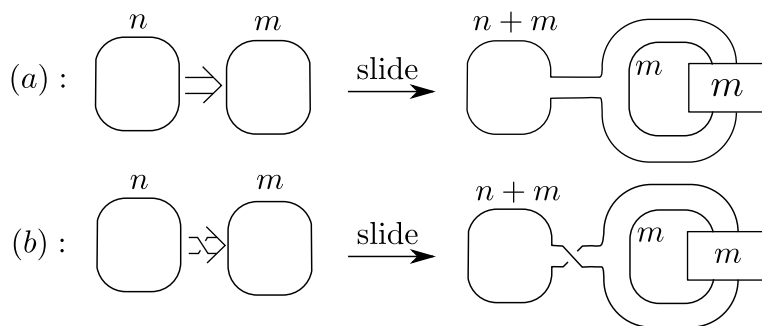


FIGURE 4. The arrows (on the left) determine the bands (on the right) for handle slides.

(3) We often represent the framings of the 2-handles by the second homology classes corresponding to the 2-handles. It is because we need the information of homology classes of certain 2-handles to prove Theorem 2.12. When the framings of the 2-handles are represented by the second homology classes, we mention the 2-handles or the attaching circles of 2-handles by their homology classes. Note that one can obtain the usual framing coefficients of the 2-handles by squaring their homology classes.

(4) We denote the natural orthogonal basis of  $H_2(\mathbf{CP}^2 \# k \overline{\mathbf{CP}^2}; \mathbf{Z}) = H_2(\mathbf{CP}^2; \mathbf{Z}) \oplus_k H_2(\overline{\mathbf{CP}^2}; \mathbf{Z})$  by  $h, e_1, e_2, \dots, e_k$  (i.e.,  $h^2 = 1, e_i^2 = -1, h \cdot e_i = 0$ , and  $e_i \cdot e_j = 0 (1 \leq i \neq j \leq k)$ ).

**Proposition 2.5** (cf. [30, Proposition 3.2 (1),  $a = 4$ ]).  $\mathbf{CP}^2 \# 14 \overline{\mathbf{CP}^2}$  admits the handle decomposition in Figure 5.

*Proof.* The top left picture of Figure 6 shows the neighborhood of the full twist in Figure 3 for the case  $a = 4$ . By the procedure described in Figure 6, we obtain a Kirby diagram of  $\mathbf{CP}^2 \# 2 \overline{\mathbf{CP}^2}$  shown in Figure 7. We isotope this diagram to obtain Figure 8. Then we can move one of the kinks on the left side of this diagram to obtain Figure 9. By another isotopy, we obtain Figure 10 and slide  $5h - 3e_1 - 2e_2$  over  $2h$  to obtain Figure 11. Now we isotope this diagram and perform 11 blowups to obtain in Figure 12. We slide  $e_9$  over  $e_{10}$ ,  $e_{10}$  over  $e_{11}$ ,  $e_{11}$  over  $e_{12}$ , and  $e_{12}$  over  $e_{13}$ . Then we obtain Figure 13. If we perform

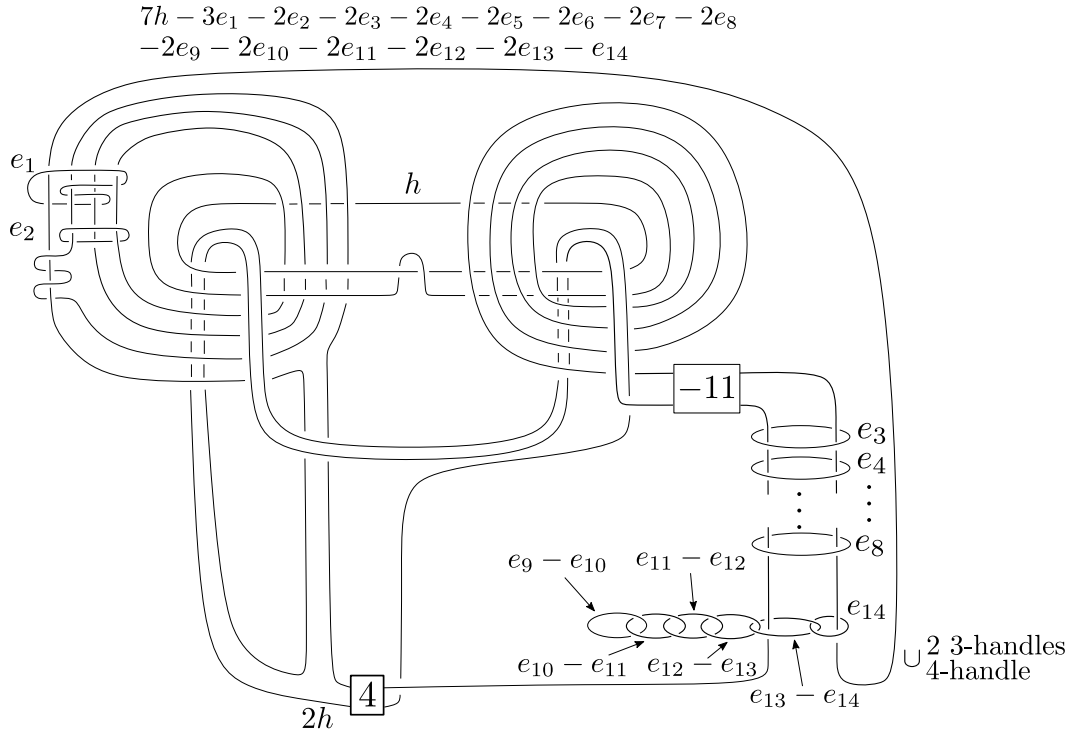


FIGURE 5. A diagram of  $\mathbf{CP}^2 \# 14 \overline{\mathbf{CP}^2}$ .

a blowup here, we obtain Figure 5, and this diagram represents a handle decomposition of  $\mathbf{CP}^2 \# 14 \overline{\mathbf{CP}^2}$ .  $\square$

**Remark 2.6.** The reader may notice that there are some differences between the Kirby diagrams in Figure 5 and [30, Proposition 3.2 (1),  $a = 4$ ]. First, we kept the attaching circles of all the 2-handles, whereas in [30] the 2-handles  $h, 2h, e_1, e_2, \dots, e_8$ , and  $e_{14}$  are omitted for simplicity. Second, we see that Figure 5 we reached is different from the picture as in [30, Figure 6,  $a = 4$ ], even if we remove some attached 2-handles from Figure 5. Indeed, none of components  $e_8 - e_9, e_7 - e_8, \dots, e_3 - e_4$  appeared in [30, Proposition 3.2 (1),  $a = 4$ ] are contained. This is because we will use two components of  $e_3, e_4, \dots, e_8$  in the proof of Lemma 3.2.

The next corollary follows from the Kirby diagram of  $\mathbf{CP}^2 \# 14 \overline{\mathbf{CP}^2}$  in Figure 5.

**Corollary 2.7** ([30, Corollary 3.3 (1),  $a = 4$ ]).  $\mathbf{CP}^2 \# 14 \overline{\mathbf{CP}^2}$  contains a copy of  $C_7$  such that the elements  $u_1, u_2, \dots, u_6$  of  $H_2(C_7; \mathbf{Z})$  in  $H_2(\mathbf{CP}^2 \# 14 \overline{\mathbf{CP}^2}; \mathbf{Z})$  satisfy

$$u_i = e_{8+i} - e_{9+i} \quad (1 \leq i \leq 5),$$

$$u_6 = 7h - 3e_1 - 2e_2 - 2e_3 - \dots - 2e_{13} - e_{14}.$$

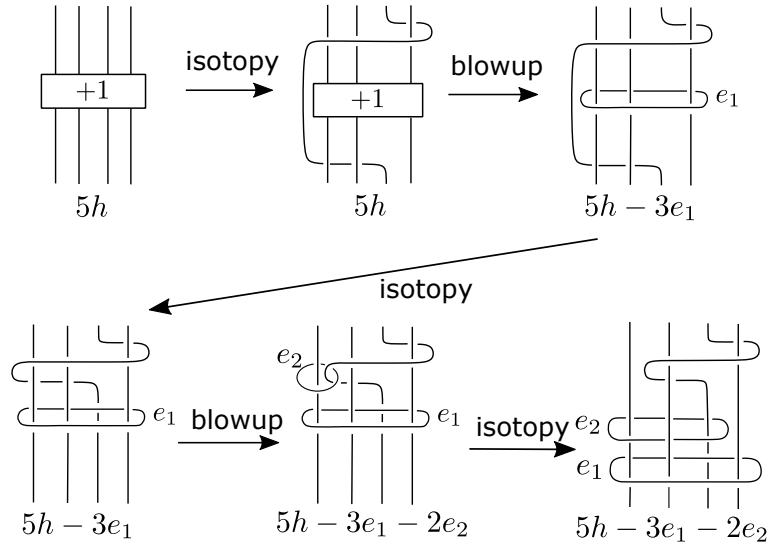


FIGURE 6. Isotopies and blowups applied to the diagram in a neighborhood of the full twist in Figure 3.

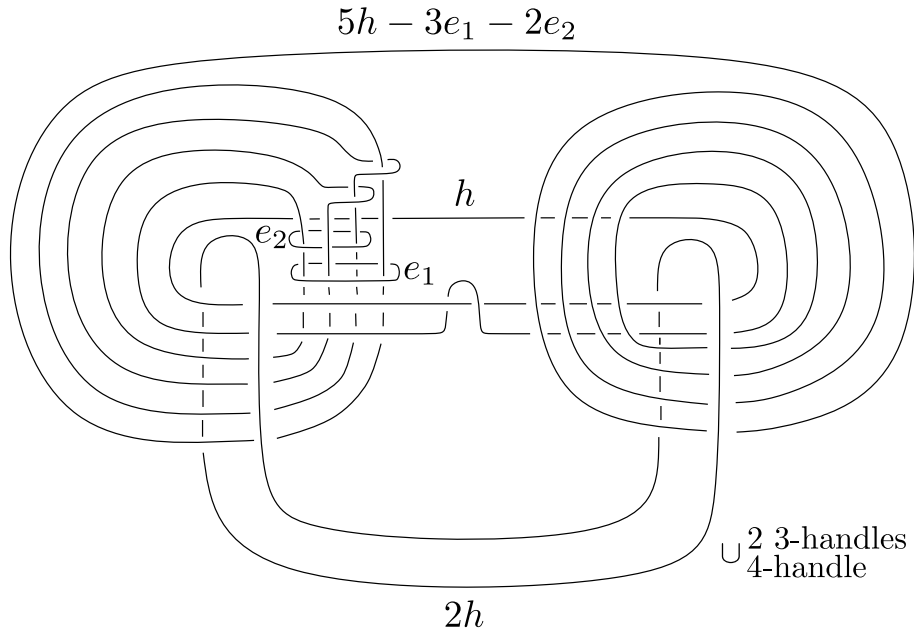


FIGURE 7.  $\mathbb{C}P^2 \# \overline{2\mathbb{C}P^2}$ .

*Proof.* In the bottom right part of Figure 5, we can find a part of the diagram of  $C_7$ . Their homology classes satisfy the above equations. We can also find the 2-handle  $u_6$ , so what we need to check is that the attaching circle of  $u_6 = 7h - 3e_1 - 2e_2 - 2e_3 - 2e_4 - 2e_5 - 2e_6 - 2e_7 - 2e_8 - 2e_9 - 2e_{10} - 2e_{11} - 2e_{12} - 2e_{13} - e_{14}$  is the unknot. If we delete all

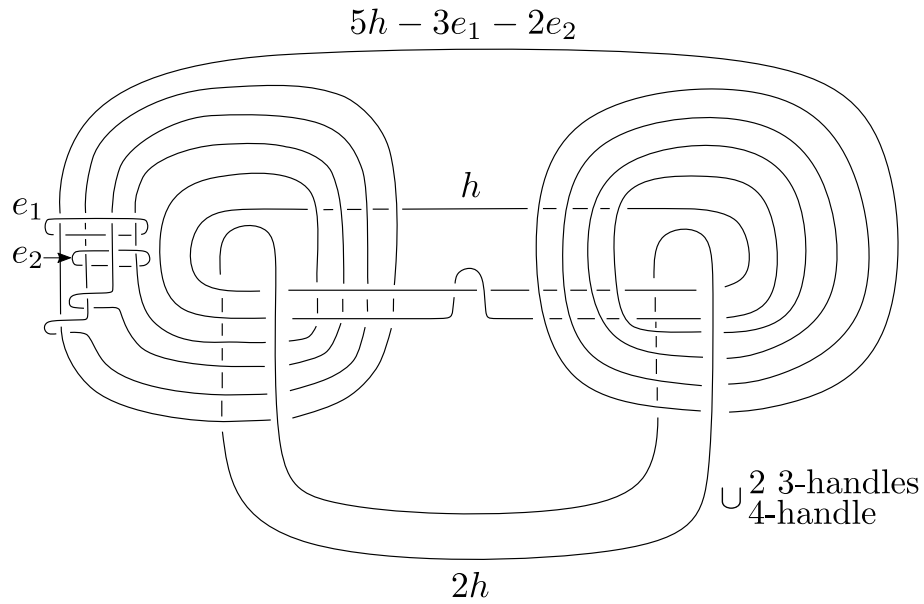


FIGURE 8.  $\mathbb{C}P^2 \# 2\overline{\mathbb{C}P^2}$ .

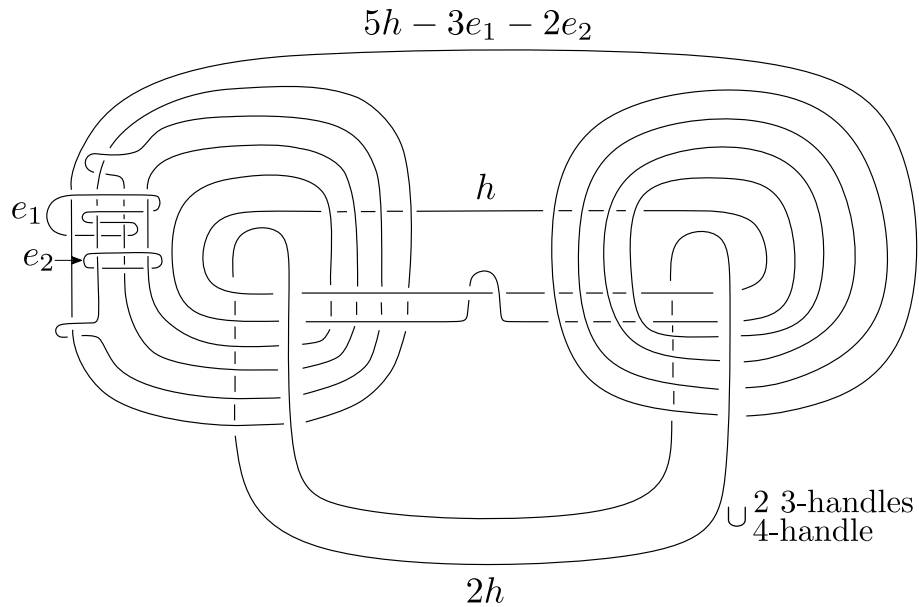


FIGURE 9.  $\mathbb{C}P^2 \# 2\overline{\mathbb{C}P^2}$ .

the other 2-handles from Figure 5, it looks like Figure 14. We can isotope this diagram to obtain Figure 15. We can find four positive full twists on the right side of Figure 15. By an isotopy, we obtain Figure 16. We can find another four positive full twists from



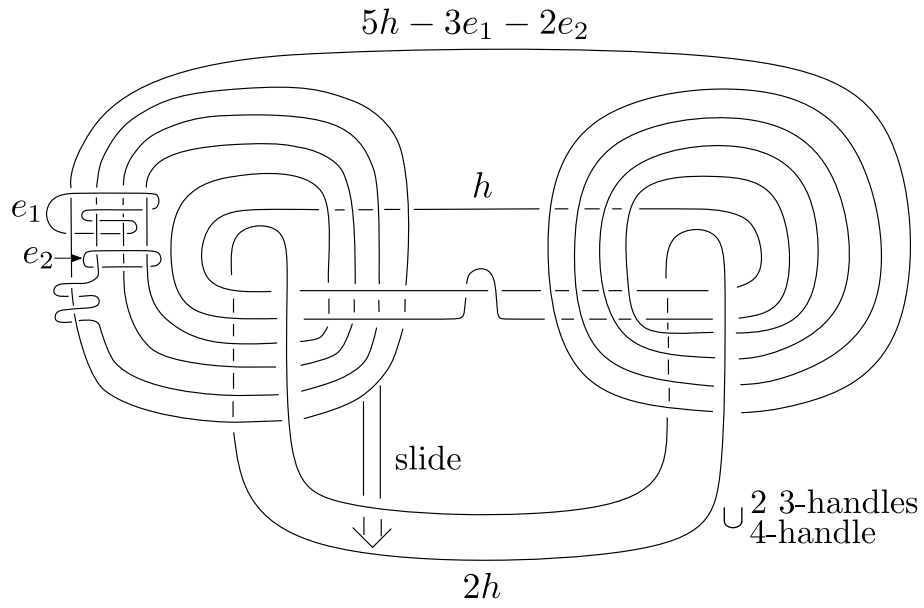


FIGURE 10.  $\mathbf{CP}^2 \# 2\overline{\mathbf{CP}^2}$ .

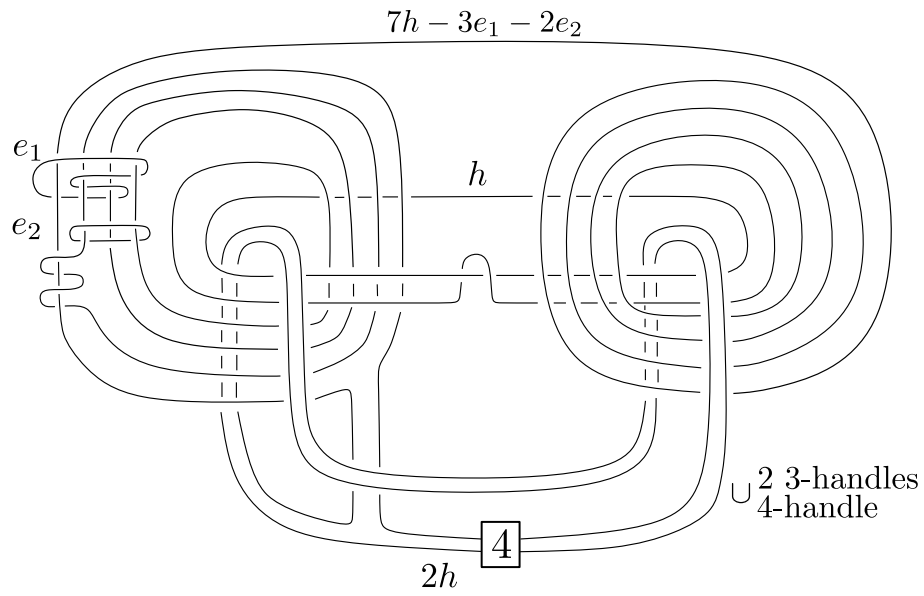


FIGURE 11. Another diagram of  $\mathbf{CP}^2 \# 2\overline{\mathbf{CP}^2}$ .

the left side of Figure 16, and we obtain Figure 17 by canceling those full twists again. The reader can check that this diagram represents the unknot.  $\square$

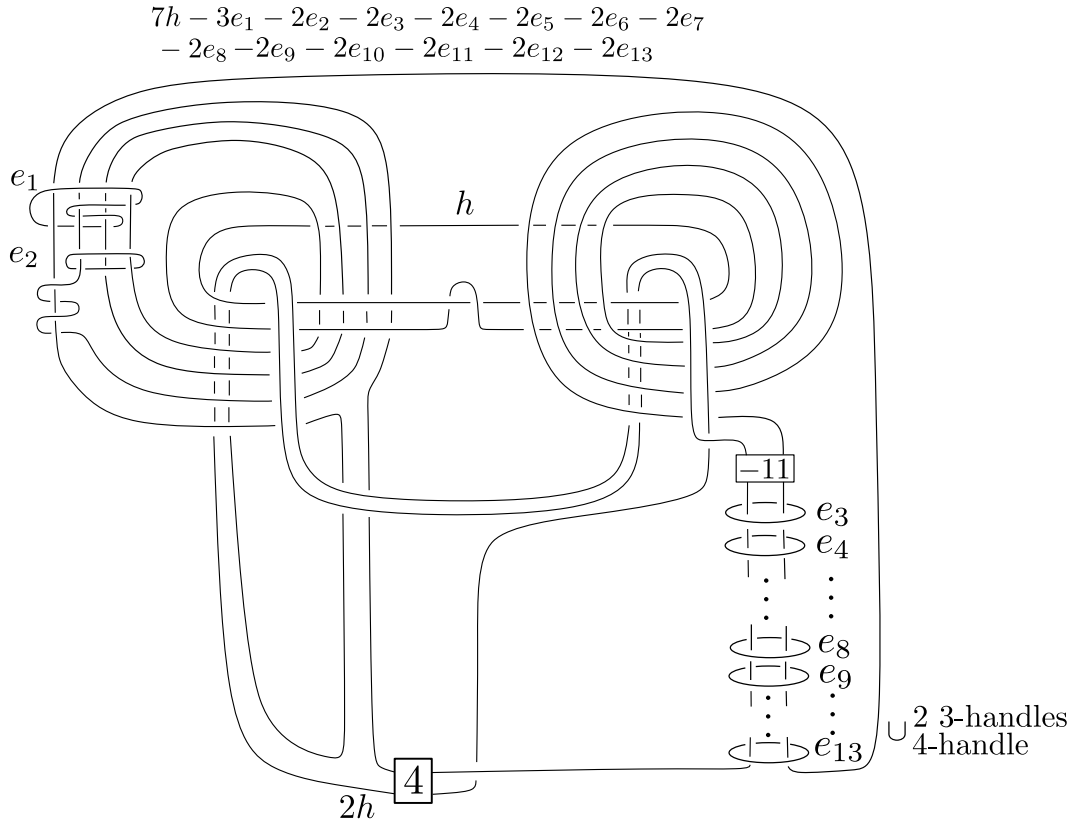


FIGURE 12. A diagram of  $\mathbf{CP}^2 \# 13 \overline{\mathbf{CP}^2}$ .

**Definition 2.8** ([30, Definition 3.5,  $a = 4$ ]). The rational blowdown of  $\mathbf{CP}^2 \# 14 \overline{\mathbf{CP}^2}$  along the embedded copy of  $C_7$  in Corollary 2.7 is denoted as  $R_8$ .

**Remark 2.9.** Hereafter, we will not need to track the information of the homology classes of 2-handles. So, we will use framing coefficients to represent the framings of 2-handles in the following diagrams. We obtain Figure 18 by squaring the homology classes in Figure 5.

Now we will draw a diagram of  $R_8$ .

**Theorem 2.10.** *The 4-manifold  $R_8$  admits the handle decomposition in Figure 19.*

*Proof.* Recall that there is a procedure to draw a diagram of a rational blowdown [2, Figure 16]. If we apply this procedure to the copy of  $C_7$  in Figure 5, we obtain Figure 19.  $\square$

**Remark 2.11.** In [30, Proposition 3.9], Yasui showed that a 4-manifold obtained by his construction is homeomorphic to  $\mathbf{CP}^2 \# 8 \overline{\mathbf{CP}^2}$ . To prove that it is homeomorphic to  $\mathbf{CP}^2 \# 8 \overline{\mathbf{CP}^2}$ , he checked the simply-connectedness of his manifold to apply Rochlin's

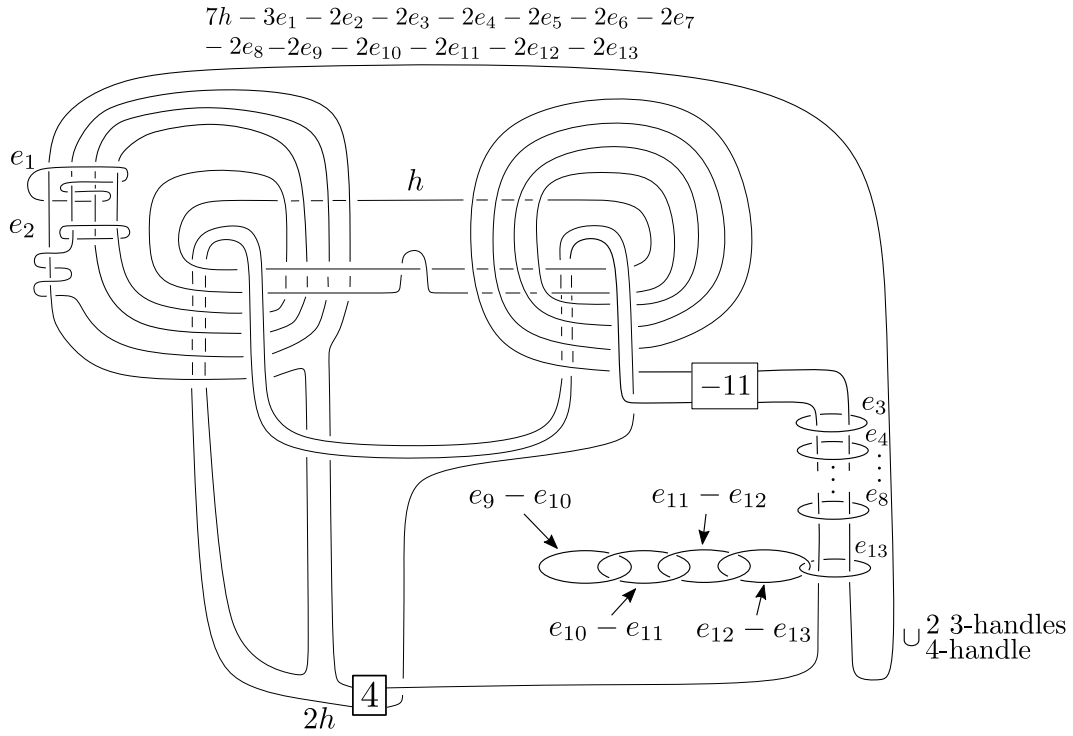


FIGURE 13. Another diagram of  $\mathbb{C}P^2 \# 13\overline{\mathbb{C}P^2}$ .

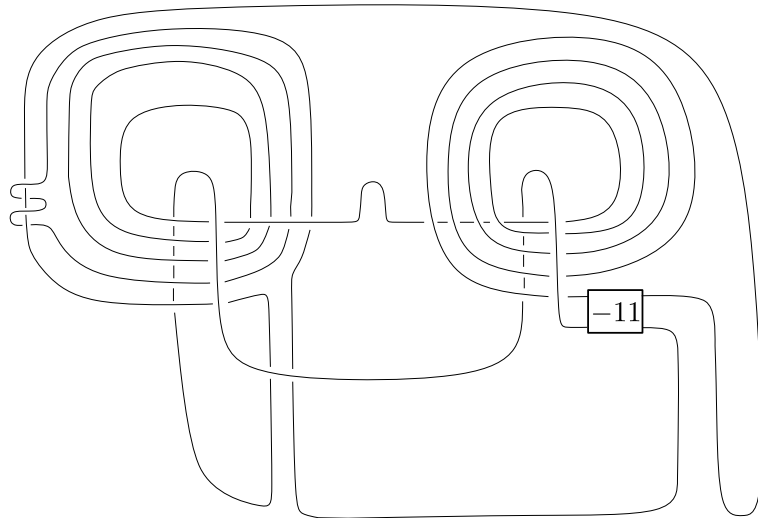


FIGURE 14. The attaching circle of  $7h - 3e_1 - 2e_2 - 2e_3 - 2e_4 - 2e_5 - 2e_6 - 2e_7 - 2e_8 - 2e_9 - 2e_{10} - 2e_{11} - 2e_{12} - 2e_{13} - e_{14}$  in Figure 5.

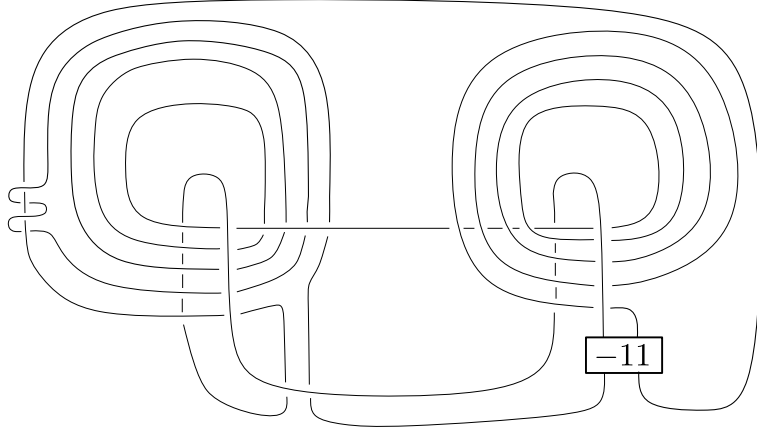


FIGURE 15. The attaching circle of  $7h - 3e_1 - 2e_2 - 2e_3 - 2e_4 - 2e_5 - 2e_6 - 2e_7 - 2e_8 - 2e_9 - 2e_{10} - 2e_{11} - 2e_{12} - 2e_{13} - e_{14}$ .

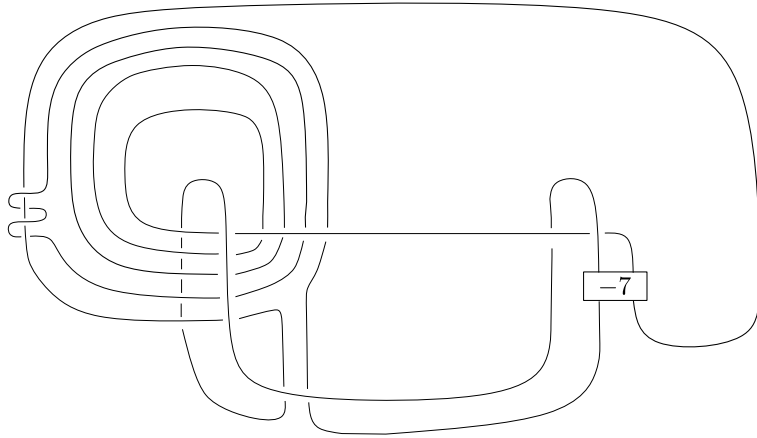


FIGURE 16. The attaching circle of  $7h - 3e_1 - 2e_2 - 2e_3 - 2e_4 - 2e_5 - 2e_6 - 2e_7 - 2e_8 - 2e_9 - 2e_{10} - 2e_{11} - 2e_{12} - 2e_{13} - e_{14}$ .

theorem and Freedman's theorem. He also proved that a 4-manifold obtained by his construction is not diffeomorphic to  $\mathbf{CP}^2 \# 8\overline{\mathbf{CP}^2}$  by showing that its Seiberg-Witten invariant is non-trivial [30, Lemma 5.1 (1)]. To prove the non-triviality of the Seiberg-Witten invariant, he first calculated a non-trivial value of the Seiberg-Witten invariant of  $\mathbf{CP}^2 \# 14\overline{\mathbf{CP}^2}$ . Then he used the information of the homology classes of the 2-handles of  $C_7$  to apply the theorems of Fintushel and Stern [9] on the Seiberg-Witten invariant of the rational blow-down, and proved that a value of the Seiberg-Witten invariant of his manifold coincides with the above non-trivial value of the Seiberg-Witten invariant of  $\mathbf{CP}^2 \# 14\overline{\mathbf{CP}^2}$ .

We followed Yasui's procedure [30] to construct  $C_7$  in  $\mathbf{CP}^2 \# 14\overline{\mathbf{CP}^2}$  with small modifications. However, we can still apply the same arguments to prove that  $R_8$  is an exotic




FIGURE 17. The attaching circle of  $7h - 3e_1 - 2e_2 - 2e_3 - 2e_4 - 2e_5 - 2e_6 - 2e_7 - 2e_8 - 2e_9 - 2e_{10} - 2e_{11} - 2e_{12} - 2e_{13} - e_{14}$ .

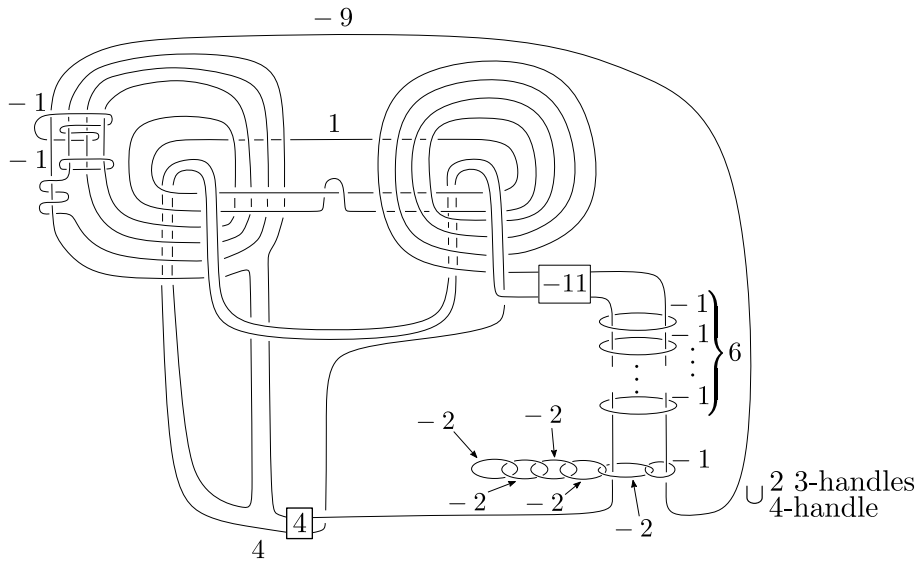


FIGURE 18. A diagram of  $\mathbf{CP}^2 \# 14 \overline{\mathbf{CP}^2}$ .

$\mathbf{CP}^2 \# 8 \overline{\mathbf{CP}^2}$ . First, by sliding a  $-1$ -framed unknot over the  $0$ -framed unknot in the diagram in Figure 19, we obtain a diagram of  $R_8$  where we can cancel the unique  $1$ -handle. So  $R_8$  is simply-connected, and one can check that  $R_8$  is homeomorphic to  $\mathbf{CP}^2 \# 8 \overline{\mathbf{CP}^2}$  by applying Rochlin's theorem and Freedman's theorem as in Yasui's argument. Also, the homology classes of the  $2$ -handles of  $C_7$  in Figure 5 and those in [30, Corollary 3.3 (1)] are the same. Therefore, the non-triviality of the Seiberg-Witten invariant of  $R_8$  has also been proved by Yasui's argument. Thus, we obtain the following theorem.

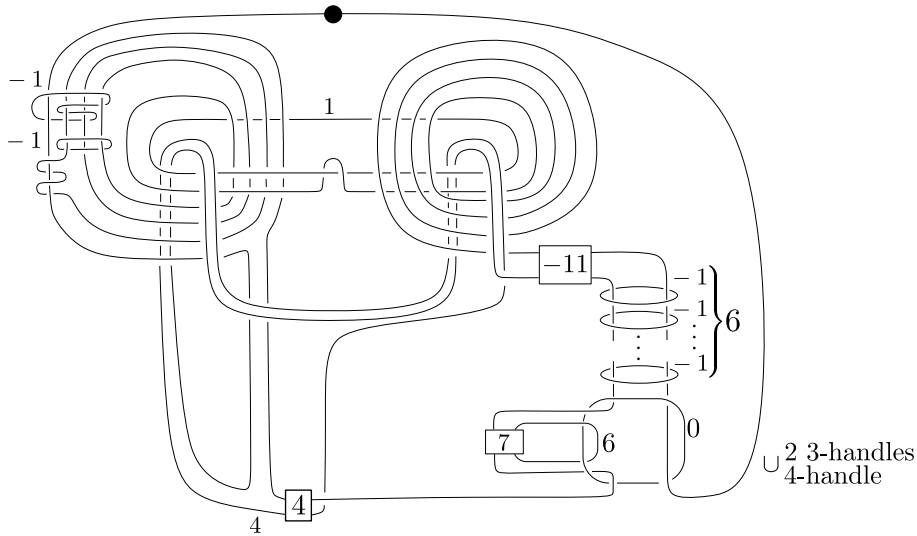


FIGURE 19. A diagram of  $R_8$ .

**Theorem 2.12** (cf. [30, Corollary 5.2 (1)]). *The 4-manifold  $R_8$  is homeomorphic but not diffeomorphic to  $\mathbf{CP}^2 \# 8\mathbf{CP}^2$ .*

### 3. FINDING A CORK

In this section, we prove Theorem 1.2 and Corollary 1.3. To prove Theorem 1.2, we find an embedding of a cork into  $R_8$  by using the diagram in Corollary 2.10, and show that the cork twist of  $R_8$  along this cork results in the standard  $\mathbf{CP}^2 \# 8\mathbf{CP}^2$ . First, let us briefly review the basic terminology associated with corks.

**Definition 3.1.** Let  $(C, \tau)$  be a pair of a compact contractible 4-manifold with boundary and an involution  $\tau$  on the boundary  $\partial C$ . We call  $(C, \tau)$  a *cork* if  $\tau$  does not extend to any self-diffeomorphism on  $C$ . Let  $i$  be an embedding of  $C$  into a 4-manifold  $X$ . The 4-manifold  $X_{(C, \tau, i)} := (X - \text{int}(i(C))) \cup_{i \circ \tau} C$  is called the *cork twist of  $X$  along  $(C, \tau, i)$* . We say  $i$  is an *effective embedding of  $(C, \tau)$  into  $X$*  if  $X_{(C, \tau, i)}$  is not diffeomorphic to  $X$ . Note that for any cork  $(C, \tau)$  and any embedding  $i$  of  $C$  into  $X$ , the cork twist  $X_{(C, \tau, i)}$  is always homeomorphic to  $X$  by Freedman's result [10]. A cork  $(C, \tau)$  is called a *cork of a 4-manifold  $X$*  if there exists an effective embedding of  $(C, \tau)$  into  $X$ .

**Lemma 3.2.** (1) *The 4-manifold  $R_8$  admits the handle decomposition in Figure 22.*  
 (2) *The handle decomposition in Figure 22 contains a subhandlebody diffeomorphic to  $W_2$ .*

*Proof.* (1) Figure 20 (a) shows a local part of the diagram of  $R_8$  in Figure 19. For the following argument, we often draw the local parts of the diagrams unless necessary. As mentioned in Section 2.4, the parts of the diagrams not drawn in the figures are always fixed. We slide  $-1$ -framed unknot over the  $0$ -framed unknot, and then we isotope the diagram to obtain Figure 20 (b). We can isotope this diagram to Figure 20 (c). We slide

the 0-framed unknot over the 6-framed unknot to obtain Figure 20 (d). By isotopies, we obtain Figure 20 (e), (f), and then Figure 21 (a). We slide the 4-framed unknot over the  $-1$ -framed unknot and then isotope the diagram to obtain Figure 21 (b). By another isotopy, we obtain Figure 21 (c). By sliding the 0-framed unknot in the diagram over one of the  $-1$ -unknots, we obtain Figure 21 (d). Now the entire diagram looks like Figure 22. Thus,  $R_8$  admits the handle decomposition in Figure 22.

(2) The handle decomposition in Figure 22 contains the subhandlebody described in Figure 23. By isotoping this diagram likewise in Figure 14, 15, 16, and 17, we obtain Figure 24 (a). We isotope this diagram to obtain Figure 24 (b). By another isotopy, we can deform this diagram to Figure 24 (c), a diagram of  $W_2$ . Therefore, the handle decomposition in Figure 22 contains a subhandlebody diffeomorphic to  $W_2$ .  $\square$

Now we are ready to prove Theorem 1.2.

*Proof of Theorem 1.2.* From Lemma 3.2, we see that there exists an embedding of  $W_2$  into  $R_8$ . We call this embedding  $i$ . It is enough to show that the cork twist of  $R_8$  along  $(W_2, f_2, i)$  results in  $\mathbf{CP}^2 \# 8\overline{\mathbf{CP}^2}$ . Figure 25 shows a diagram of the cork twist of  $R_8$  along  $(W_2, f_2, i)$ . Figure 26 (a) shows the bottom right part of this diagram. By following the steps described in Figure 26, we obtain Figure 26 (f). After performing a handle slide as shown in this figure, we can isotope the diagram to obtain Figure 27 (a). By following the steps described in Figure 27, we obtain Figure 27 (f). Note that the deformation from Figure 27 (b) to Figure 27 (c), in which the dot and 0 are exchanged, gives a diffeomorphism because the 0-framed unknot geometrically links with the dotted circle once, so this exchange represents cutting out a 4-ball and pasting it back. After a handle slide and isotopy, we obtain Figure 28 (a). By following the steps described in Figure 28, we obtain Figure 28 (f). After a handle slide and isotopy, we obtain Figure 29 (a). By following the steps described in Figure 29, we obtain Figure 29 (d). The whole Kirby diagram is shown in Figure 30, and we obtain Figure 31 by an isotopy. Figure 31 represents  $\mathbf{CP}^2 \# 8\overline{\mathbf{CP}^2}$  since we can obtain this diagram after performing 6 blowups in Figure 11 in the same manner we obtained Figure 12.  $\square$

*Proof of Corollary 1.3.* First, recall that if  $M$  is a simply-connected 4-manifold, the result of the surgery along any embedded  $S^1$  must be diffeomorphic to either  $M \# S^2 \times S^2$  or  $M \# S^2 \tilde{\times} S^2$  ([12, Proposition 5.2.3]). Furthermore, if  $M$  is a non-spin simply-connected 4-manifold, then  $M \# S^2 \times S^2$  and  $M \# S^2 \tilde{\times} S^2$  are diffeomorphic ([12, Proposition 5.2.4]). Since the 4-manifolds  $R_8$  and  $\mathbf{CP}^2 \# 8\overline{\mathbf{CP}^2}$  are non-spin and simply-connected, we only have to show that the results of the surgeries along embedded  $S^1$  in those 4-manifolds are diffeomorphic.

By Theorem 1.2, we know that there exist diagrams of  $R_8$  and  $\mathbf{CP}^2 \# 8\overline{\mathbf{CP}^2}$  such that each of diagrams contains a copy of the diagram of  $W_2$  (in Figure 1), and becomes identical after changing a dotted circle into a 0-framed unknot. In general, changing a dotted circle into a 0-framed unknot corresponds to a surgery along an embedded  $S^1$  [12, Section 5.4].

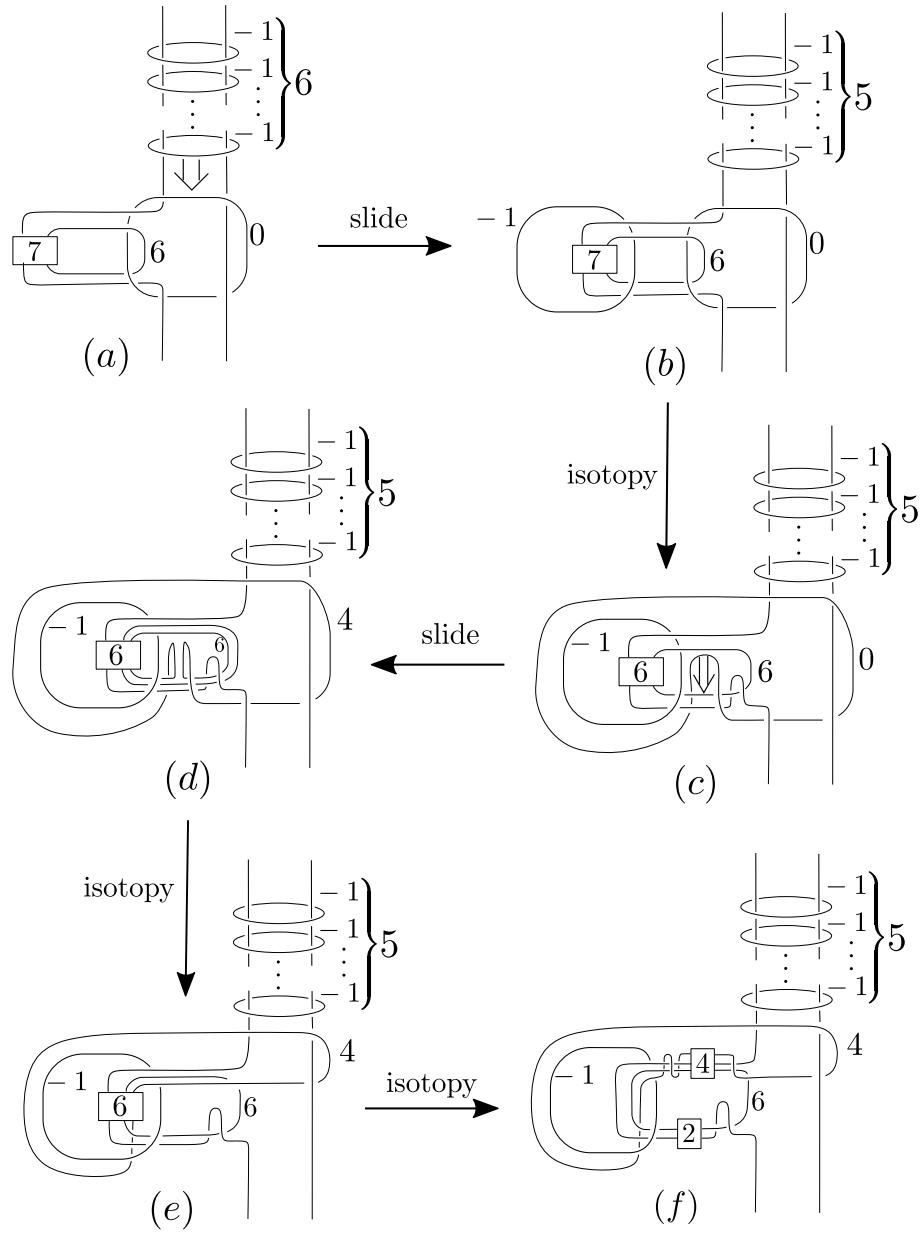


FIGURE 20. Local deformations of Figure 19.

Therefore the results of the surgeries along embedded  $S^1$  in  $R_8$  and  $\mathbf{CP}^2 \# 8\overline{\mathbf{CP}^2}$  are diffeomorphic.  $\square$

#### REFERENCES

- [1] S. Akbulut, *The Dolgachev surface. Disproving the Harer-Kas-Kirby conjecture*, Comment. Math. Helv. **87** (2012), no. 1, 187–241.



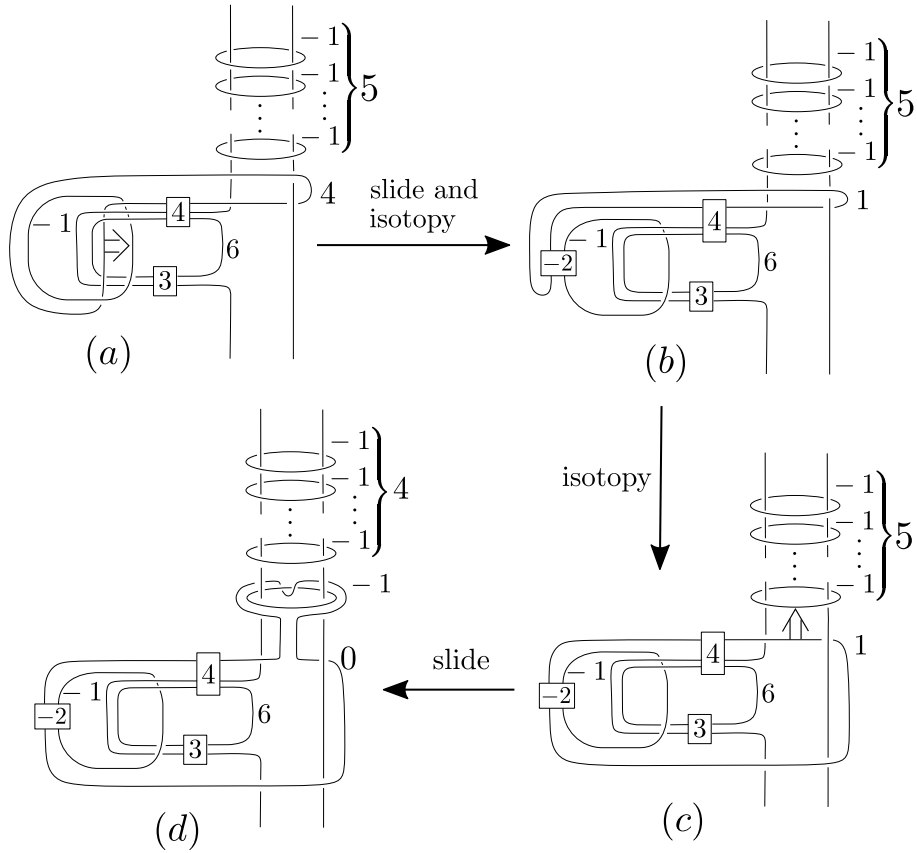


FIGURE 21. Local deformations of Figure 19.

- [2] S. Akbulut and K. Yasui, *Corks, plugs and exotic structures*, J. Gökova Geom. Topol. GGT **2** (2008), 40–82.
- [3] A. Akhmedov and B. D. Park, *Exotic smooth structures on small 4-manifolds*, Invent. Math. **173** (2008), no. 1, 209–223.
- [4] A. Akhmedov and B. D. Park, *Exotic smooth structures on small 4-manifolds with odd signatures*, Invent. Math. **181** (2010), no. 3, 577–603.
- [5] D. Auckly, *Smoothly knotted surfaces that remain distinct after many internal stabilizations*, arXiv:2307.16266 [math.GT].
- [6] C. L. Curtis, M. H. Freedman, W. C. Hsiang, and R. Stong, *A decomposition theorem for  $h$ -cobordant smooth simply-connected compact 4-manifolds*, Invent. Math. **123** (1996), no. 2, 343–348.
- [7] S. K. Donaldson, *La topologie différentielle des surfaces complexes*, C. R. Acad. Sci. Paris Sér. I Math. **301** (1985), no. 6, 317–320.
- [8] S. K. Donaldson, *Irrationality and the  $h$ -cobordism conjecture*, J. Differential Geom. **26** (1987), no. 1, 141–168.
- [9] R. Fintushel and R. J. Stern, *Rational blowdowns of smooth 4-manifolds*, J. Differential Geom. **46** (1997), no. 2, 181–235.
- [10] M. H. Freedman, *The topology of four-dimensional manifolds*, J. Differential Geom. **17** (1982), no. 3, 357–453.

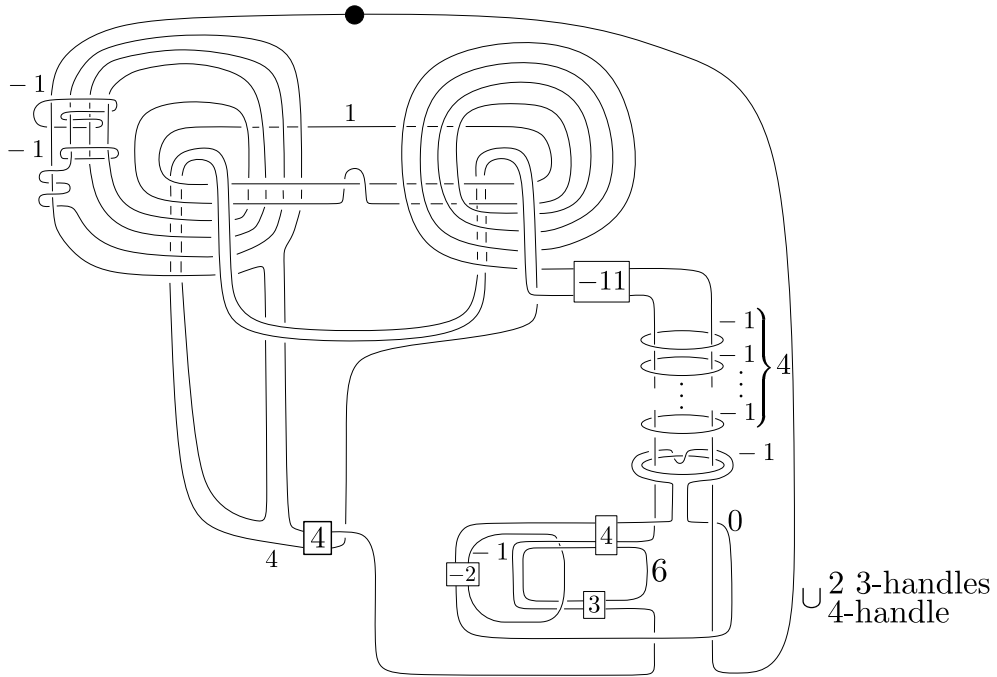


FIGURE 22. Another diagram of  $R_8$ .

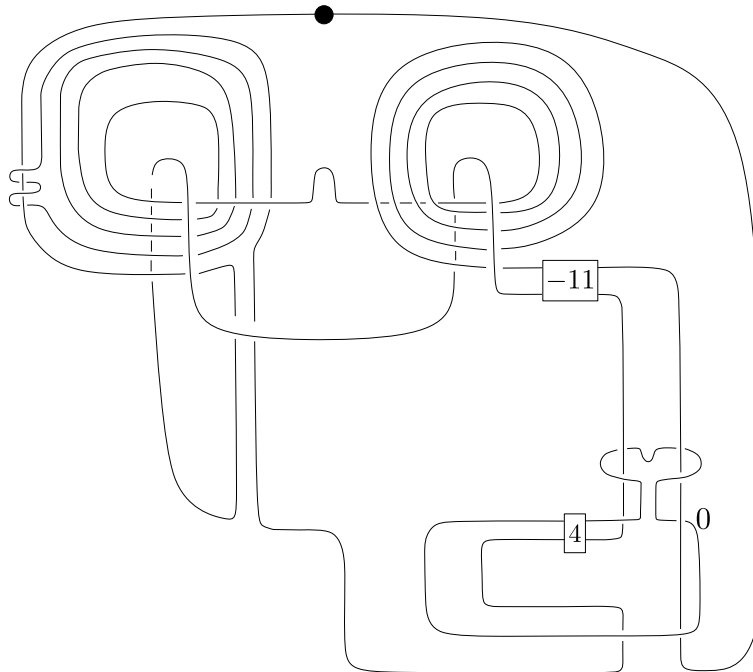


FIGURE 23. A subhandlebody contained in the handle decomposition in Figure 22.

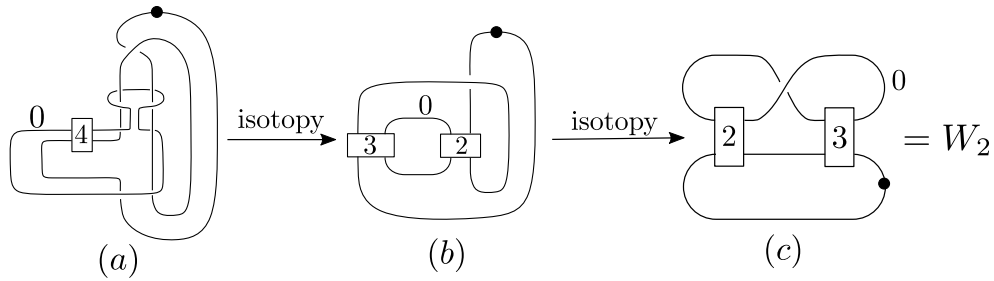


FIGURE 24. Isotopies.

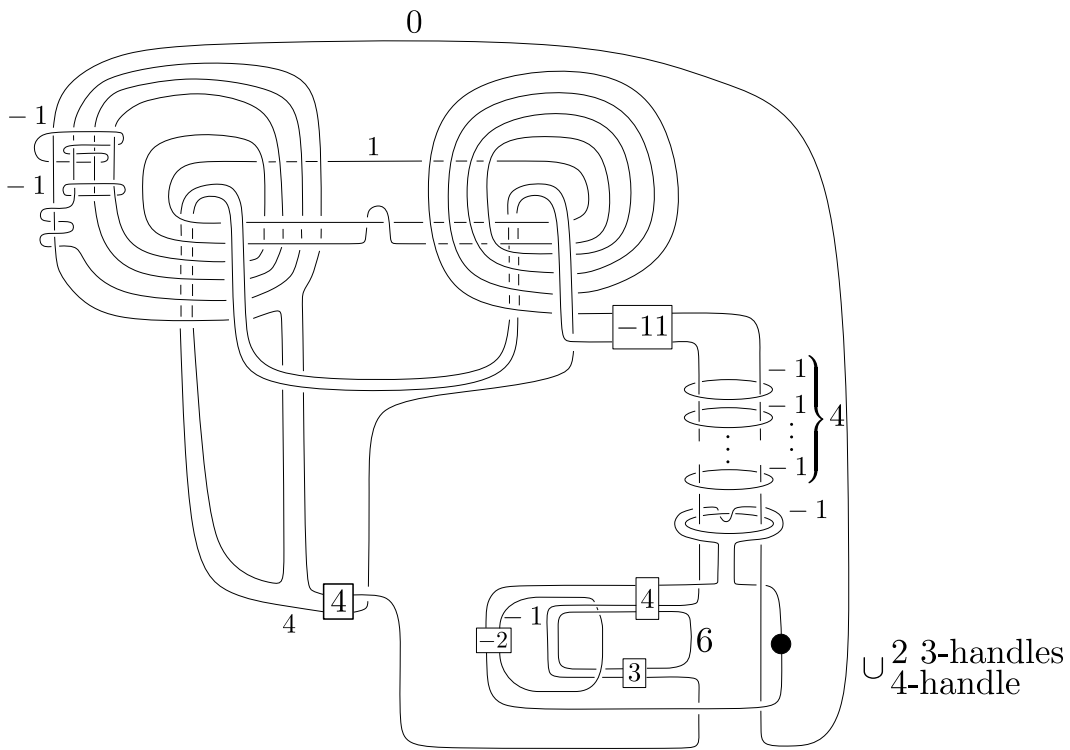


FIGURE 25. The cork twist of  $R_8$  along  $(W_2, f_2)$ .

- [11] R. Friedman and J. W. Morgan, *On the diffeomorphism types of certain algebraic surfaces*, I, J. Differential Geom. **27** (1988), no. 2, 297–369.
- [12] R. E. Gompf and A. I. Stipsicz, *4-manifolds and Kirby calculus*, Graduate Studies in Mathematics, **20**. American Mathematical Society, Providence, RI, 1999.
- [13] G. Guth, *For Exotic Surfaces with Boundary, One Stabilization is Not Enough*, arXiv:2207.11847v2 [math.GT].
- [14] K. Hayden, *An atomic approach to Wall-type stabilization problems*, arXiv:2302.10127 [math.GT].
- [15] K. Hayden, S. Kang, and A. Mukherjee, *One stabilization is not enough for closed knotted surfaces*, arXiv:2304.01504 [math.GT].

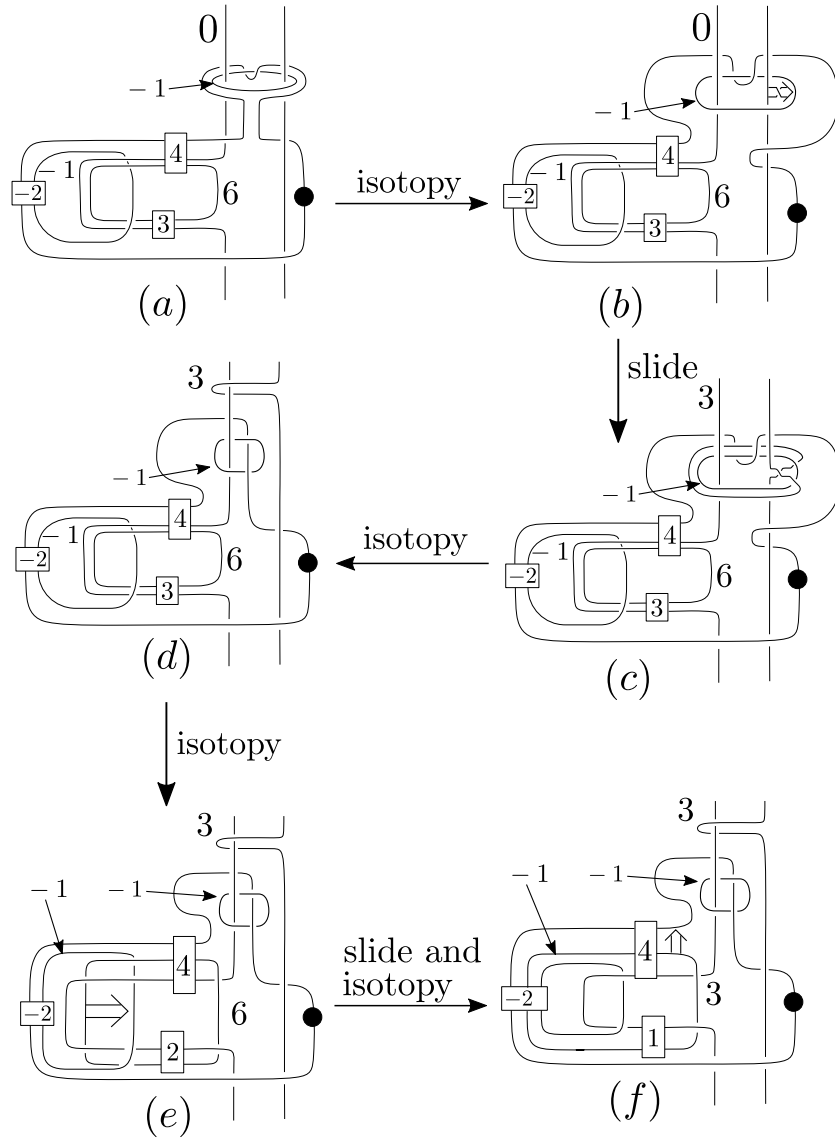


FIGURE 26. Local deformations of Figure 25.

- [16] S. Kang, *One stabilization is not enough for contractible 4-manifolds*, arXiv:2210.07510v2 [math.GT].
- [17] H. Konno, A. Mallick, and M. Taniguchi, *From diffeomorphisms to exotic phenomena in small 4-manifolds*, arXiv:2304.05997 [math.GT].
- [18] H. Konno, A. Mallick, and M. Taniguchi, *Exotic Dehn twists on 4-manifolds*, arXiv:2306.08607v2 [math.GT].
- [19] H. Konno, A. Mukherjee, and M. Taniguchi, *Exotic codimension-1 submanifolds in 4-manifolds and stabilizations*, arXiv:2210.05029v2 [math.GT].
- [20] D. Kotschick, *On manifolds homeomorphic to  $\mathbb{C}P^2 \# 8\overline{\mathbb{C}P^2}$* , Invent. Math. **95** (1989), no. 3, 591–600.

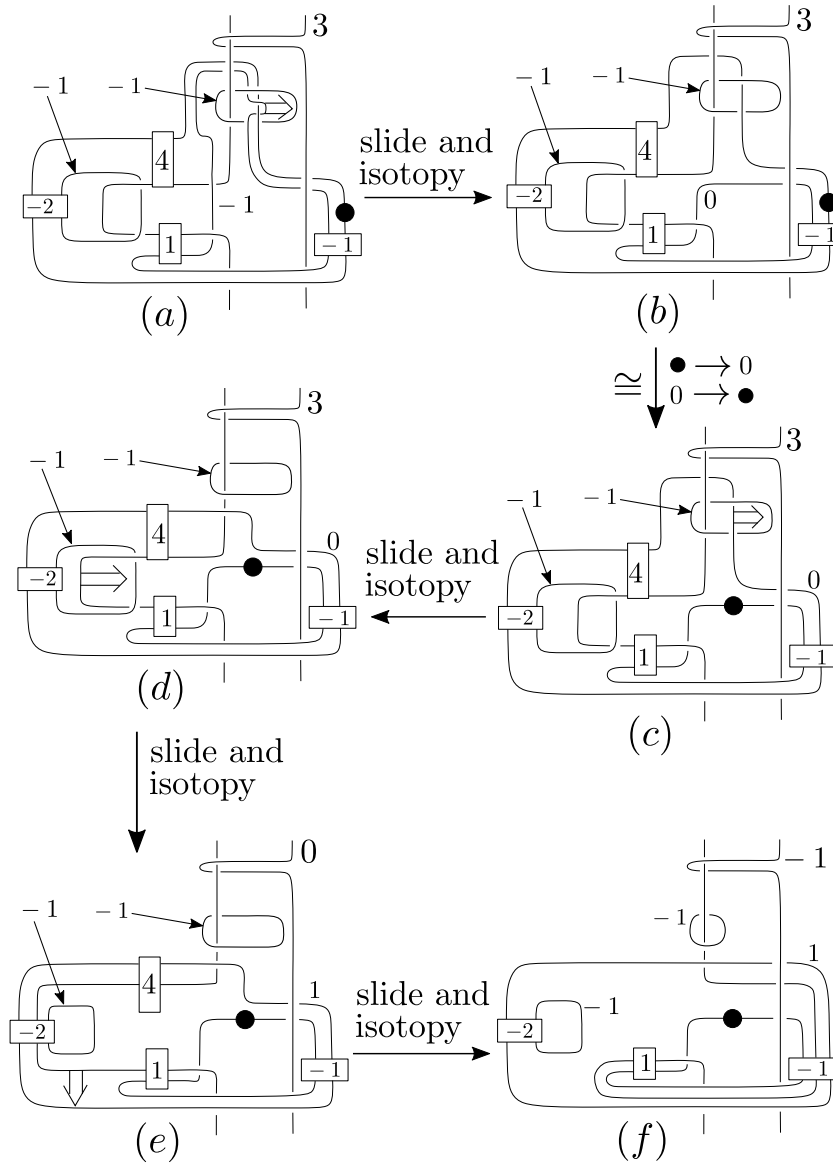


FIGURE 27. Local deformations of Figure 25.

- [21] J. Lin, *Isotopy of the Dehn twist on  $K3\#K3$  after a single stabilization*, *Geom. Topol.* **27** (2023), no.5, 1987–2012.
- [22] J. Lin and A. Mukherjee, *Family Bauer–Furuta invariant, Exotic Surfaces and Smale conjecture*, arXiv:2110.09686v2 [math.GT].
- [23] Y. Matsumoto, *On the bounding genus of homology 3-spheres*, *J. Fac. Sci. Univ. Tokyo Sect. IA Math.* **29** (1982), no. 2, 287–318.
- [24] R. Matveyev, *A decomposition of smooth simply-connected  $h$ -cobordant 4-manifolds*, *J. Differential Geom.* **44** (1996), no. 3, 571–582.

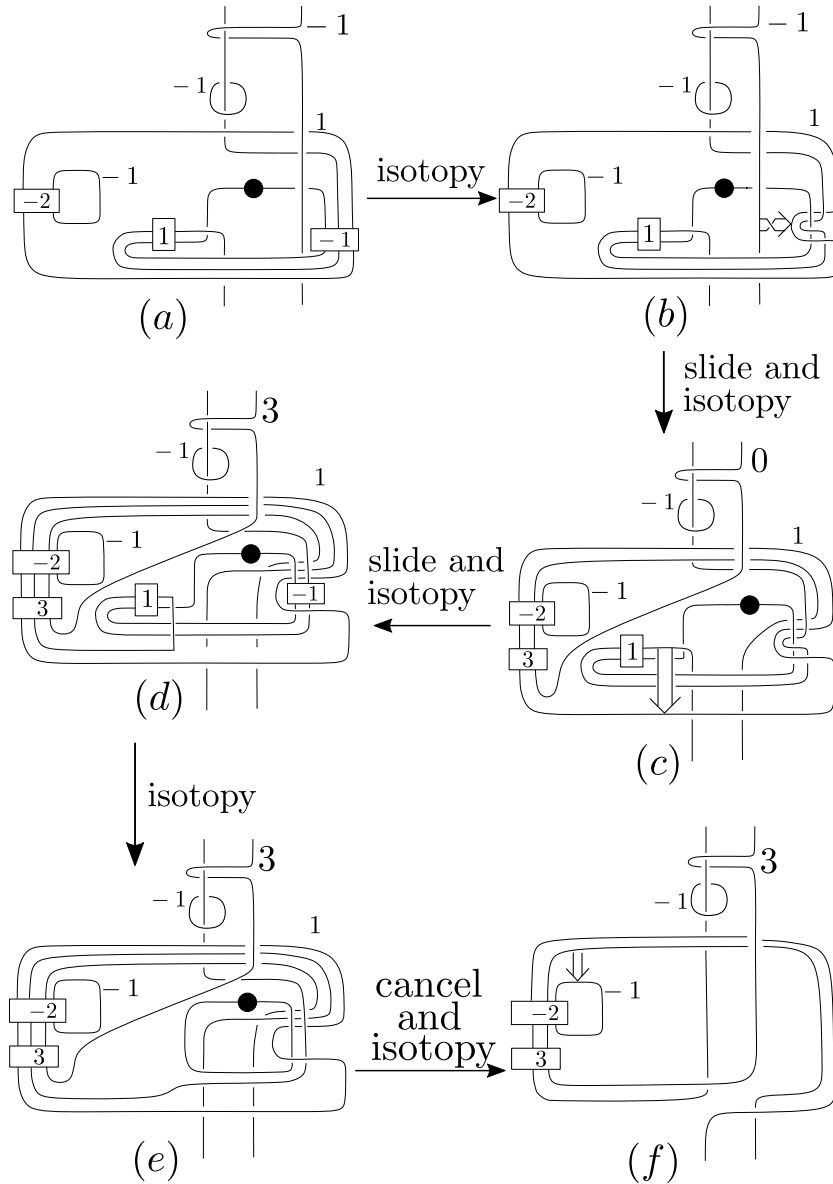


FIGURE 28. Local deformations of Figure 25.

- [25] J. Park, *Simply connected symplectic 4-manifolds with  $b_2^+ = 1$  and  $c_1^2 = 2$* , Invent. Math. **159** (2005), no. 3, 657–667.
- [26] J. Park, A. I. Stipsicz, and Z. Szabó, *Exotic smooth structures on  $\mathbb{C}P^2 \# 5\overline{\mathbb{C}P^2}$* , Math. Res. Lett. **12** (2005), no. 5–6, 701–712.
- [27] A. Stipsicz and Z. Szabó, *An exotic smooth structure on  $\mathbb{C}P^2 \# 6\overline{\mathbb{C}P^2}$* , Geom. Topol. **9** (2005), 813–832.
- [28] Y. Wakamaki, in preparation.
- [29] C. T. C. Wall, *On simply-connected 4-manifolds*, J. London Math. Soc. **39** (1964), 141–149.

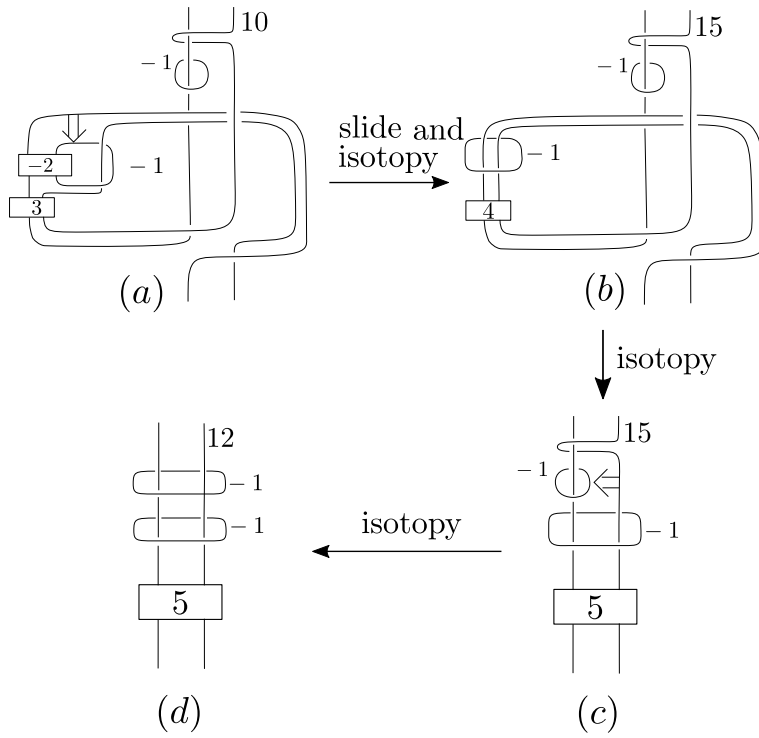


FIGURE 29. Local deformations of Figure 25.

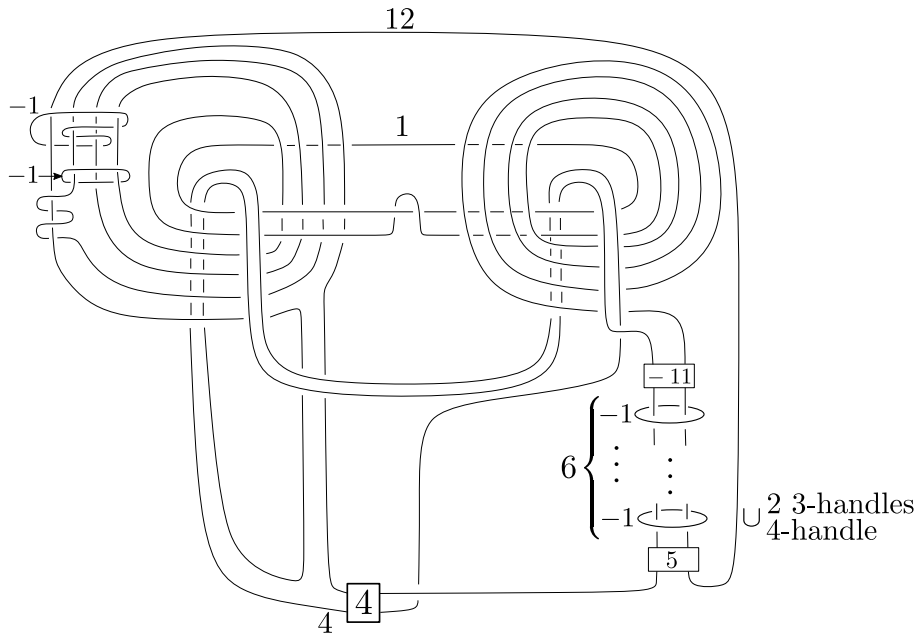


FIGURE 30. The entire picture of Figure 29 (d).

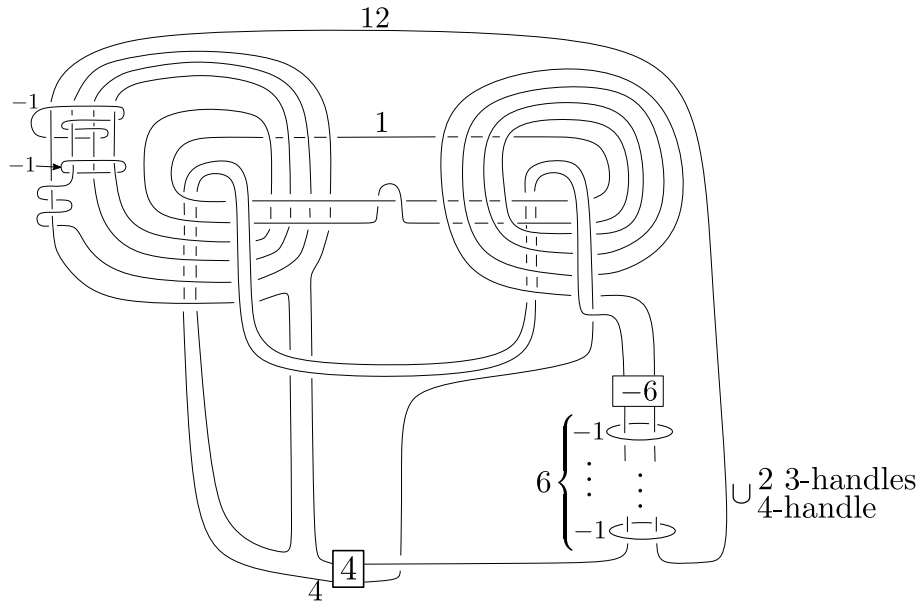


FIGURE 31. A diagram of  $\mathbb{C}P^2 \# 8\overline{\mathbb{C}P^2}$ .

- [30] K. Yasui, *Small exotic rational surfaces without 1- and 3-handles*, Trans. Amer. Math. Soc. **362** (2010), no. 11, 5893–5907.

DEPARTMENT OF PURE AND APPLIED MATHEMATICS, GRADUATE SCHOOL OF INFORMATION SCIENCE AND TECHNOLOGY, OSAKA UNIVERSITY, 1-5 YAMADAOKA, SUITA, OSAKA 565-0871, JAPAN  
*Email address:* y-wakamaki@ist.osaka-u.ac.jp