

Nonparametric estimation of the jump-size distribution for a stochastic storage system with periodic observations

Liron Ravner

Department of Statistics, University of Haifa

July 20, 2023

Abstract

This work presents a non-parametric estimator for the cumulative distribution function (CDF) of the jump-size distribution for a storage system with compound Poisson input. The workload process is observed according to an independent Poisson sampling process. The nonparametric estimator is constructed by first estimating the characteristic function (CF) and then applying an inversion formula. The convergence rate of the CF estimator at s is shown to be of the order of s^2/n , where n is the sample size. This convergence rate is leveraged to explore the bias-variance tradeoff of the inversion estimator. It is demonstrated that within a certain class of continuous distributions, the risk, in terms of MSE, is uniformly bounded by $Cn^{-\frac{\eta}{1+\eta}}$, where C is a positive constant and the parameter $\eta > 0$ depends on the smoothness of the underlying class of distributions. A heuristic method is further developed to address the case of an unknown rate of the compound Poisson input process.

1 Introduction

Mathematical models of stochastic storage systems have a wide range of applications, such as queueing systems, insurance risk, inventory systems and communication networks (see [30]). The analysis of a stochastic system's performance depends on assumptions about model primitives. These include the arrival rates, jumps in the buffer content (or workload) and processing rates. However, many systems have inherent uncertainty regarding the distributions of the underlying primitives. Statistical inference is therefore a crucial step in predicting performance analysis and subsequent design and control decisions. In many cases, the challenge lies in the indirect nature of the inference problem; the random variable of interest is not directly observed, but rather some other dependent outcome. Specifically, this work focuses on estimating the jump-size distribution without observing the actual realizations, but rather periodic observations of the system workload. An additional challenge is that observations from storage systems, such as workload observations, typically have an elaborate dependence structure, making standard statistical techniques unsuitable. Specially tailored methods are therefore often required, and the focus is often on parametric models. Here we aim to apply state of the art nonparametric statistical analysis in order to investigate the worst-case performance of an estimation procedure that takes into account the dependence structure of the workload process.

We consider a system where iid jobs with a continuous distribution G arrive according to a Poisson process with rate λ and are processed at a unit rate. This model is known as the

canonical M/G/1 queue, although it also often used to model other processes, e.g., risk processes and communication networks. The job-size distribution is crucial in determining the system's performance. For instance, the mean sojourn time is determined by the first two moments of G (see [2]). However, in many practical applications, the job-size distribution is unknown and needs to be estimated from aggregate data. This work presents a nonparametric estimator for the jump size CDF G from discrete observations of the workload, i.e., a reflected version of the compound Poisson input process with an additional drift term. Worst-case convergence rate guarantees are established for the risk associated with the estimator by combining asymptotic methods drawing inspiration from those applied in statistical deconvolution problems (e.g., [18]) together with the ergodic properties of the workload process (e.g., [35]).

In our setting the workload process is periodically probed by an external independent Poisson process. The workload observations are first used to estimate the characteristic function (CF) of the job-sizes. This step relies on modifying an estimator for the characteristic exponent of the input to a Lévy-driven queue which was given in [31]. The estimator for G is then obtained by applying an inversion formula. The asymptotic performance of the estimator is analysed via a mean square error risk function. For a certain class of distributions \mathcal{G} , the risk is shown to converge to zero at a rate of order $n^{-\eta/(1+\eta)}$, where $\eta > 0$ is a smoothness parameter of \mathcal{G} . The L^2 -convergence rate of the CF estimation error is established as a first step, which in turn relies on the (polynomially-ergodic) convergence rate of the workload process to its stationary distribution. As the estimator requires numerical integration, there is an inherent bias associated with any finite-sample estimator. The bias-variance tradeoff is captured via a truncation parameter for the numerical integration, which plays a crucial role in establishing the convergence rate of the risk. Finally, the estimation procedure is extended to the case where the arrival rate λ is unknown and must be simultaneously estimated.

1.1 Model and objective

Jobs arrive at a single-server queue according to a Poisson process $(N(t))_{t \geq 0}$ with rate λ . Each job has an independent size with a common distribution $P(B \leq x) = G(x)$ and CF characteristic function $\gamma(s) = \mathbb{E}e^{isB}$. The input process is therefore a compound Poisson process, denoted by $J(t) = \sum_{i=1}^{N(t)} B_i$. Let $X(t) = J(t) - t$ denote the net-input process. The workload process $(V(t))_{t \geq 0}$, representing the virtual waiting time of a potential arrival at time $t \geq 0$, is the net input process reflected at zero: $V(t) = X(t) + \max\{V(0), L(t)\}$, where $L(t) := -\inf_{0 \leq s \leq t} X(s)$ (see [2]). The characteristic exponent of the net input process is

$$\varphi(s) := \log \mathbb{E}e^{isX(1)} = \lambda(\gamma(s) - 1) - is, s \in \mathbb{R}. \quad (1)$$

If $\rho = \lambda EB < 1$ the workload process has a stationary distribution that is given by the generalized Pollaczek–Khinchine (GPK) formula (e.g., [15])

$$\mathbb{E}e^{isV} = \frac{sP(V=0)}{\varphi(s)}, s \geq 0. \quad (2)$$

Suppose that the arrival rate λ is known and G is an unknown continuous distribution. The workload process is sampled according to an independent Poisson sampling process with rate $\xi > 0$. Let $(T_j)_{j \geq 1}$ denote the event times of the sampling process and denote the i th workload observation by $V_j := V(T_j)$. Given a sample of workload observations (V_0, V_1, \dots, V_n)

the following pointwise estimator for the characteristic exponent $\varphi(s)$ was constructed in [31] (and refined in [29]),

$$\hat{\varphi}_n(s) = \frac{\frac{\xi}{n} (e^{isV_n} - e^{isV_0}) - \frac{is}{n} \sum_{j=1}^n \mathbf{1}\{V_j = 0\}}{\frac{1}{n} \sum_{j=1}^n e^{isV_j}}, \quad (3)$$

where $\mathbf{1}\{\cdot\}$ denotes the indicator function. This is a Z-estimator that relies on the explicit form of the workload LST sampled at an exponentially distributed time, conditional on an initial state, which was derived in [25] (see also [15, Ch. 4.1]). The estimator is pointwise consistent, i.e., $\hat{\varphi}_n(s) \rightarrow_{\text{as}} \varphi(s)$ for any s , and the estimation errors (scaled by \sqrt{n}) have a multivariate normal asymptotic distribution. Note that the analysis in [31] was in terms of the Laplace-Stieltjes transform (LST), i.e., $Ee^{-sX^{(1)}}$ for real $s \geq 0$. The nonparametric estimator presented here relies on an inversion of the CF and will therefore require verification of some of the results for the complex domain.

We leverage the framework of [31] to estimate the distribution G by applying the following inversion formula (see [24, Thm. 4.4.3]),

$$G(x) = \frac{1}{2} - \frac{1}{\pi} \int_0^\infty \frac{1}{s} \Im\{\gamma(s)e^{-isx}\} ds. \quad (4)$$

The inversion formula, utilized in deconvolution problems (e.g., [14]), serves as a natural choice in this context too, owing to the existence of an estimator for the job-size CF via the conditional workload distribution.

The estimator for the CF γ is obtained from (1) and (3),

$$\hat{\gamma}_n(s) = \frac{1}{\lambda} (\hat{\varphi}_n(s) + is) + 1, \quad s \in \mathbb{R}. \quad (5)$$

Then, plugging the CF estimator in the inversion formula (4) yields

$$\hat{G}_n^{(h)}(x) = \frac{1}{2} - \frac{1}{\pi} \int_0^h \frac{1}{s} \Im\{\hat{\gamma}_n(s)e^{-isx}\} ds, \quad x \geq 0,$$

where $h > 0$ is a truncation parameter for the numerical integration. The estimation accuracy is determined by the value of h and the tail behaviour of γ , which are directly related to the bias and variance of the estimation error. Investigating this tradeoff and its implications on the asymptotic performance of the estimator is the main objective of this work. The following example provides initial insight on this tradeoff and the estimator's performance.

Example 1. Mixture of Gamma distributions: Suppose that the jobs sizes follow a mixture of Gamma distributions. Specifically, let $\boldsymbol{\alpha} = (\alpha_1, \dots, \alpha_d)$, $\boldsymbol{\beta} = (\beta_1, \dots, \beta_d)$ and $\mathbf{p} = (p_1, \dots, p_d)$, where $\alpha_j, \beta_j, p_j > 0$ for all $j = 1, \dots, d$, and $\sum_{j=1}^d p_j = 1$. The job-size CDF is

$$G(x) = \sum_{j=1}^d p_j \int_0^x \frac{x^{\alpha_j} e^{-\beta_j x} \beta_j^{\alpha_j}}{\Gamma(\alpha_j)} dx, \quad x \geq 0,$$

and the corresponding CF is

$$\gamma(s) = \sum_{j=1}^d p_j \left(\frac{\beta_j}{\beta_j - is} \right)^{\alpha_j}, \quad s \in \mathbb{R}. \quad (6)$$

This distribution is used for illustrative purposes throughout the paper as it is flexible and can approximate many continuous non-negative distributions. Consider now the special case with parameters $\boldsymbol{\alpha} = (2, 6, 1)$, $\boldsymbol{\beta} = (3.5, 90, 0.09)$ and $\boldsymbol{p} = (0.6, 0.35, 0.05)$. This is a bimodal distribution as can be seen in Figure 1b. Figure 2 illustrates the estimation accuracy for different choices of h for a simulated sample of workload observations generated for a system with job-size distribution G and arrival rate $\lambda = 1$. In the example for smaller values of h the fit to the true function is quite poor, while the best fit appears to be when choosing $h = 5$. Interestingly, the estimator with $h = 10$ yields a better fit for lower values of x , but appears to have greater fluctuations around the true function. This occurs because the estimation error of the CF $\gamma(s)$ has a higher variance as s increases. In this work we will quantify this tradeoff and suggest an asymptotically optimal choice of the truncation parameter. \diamond

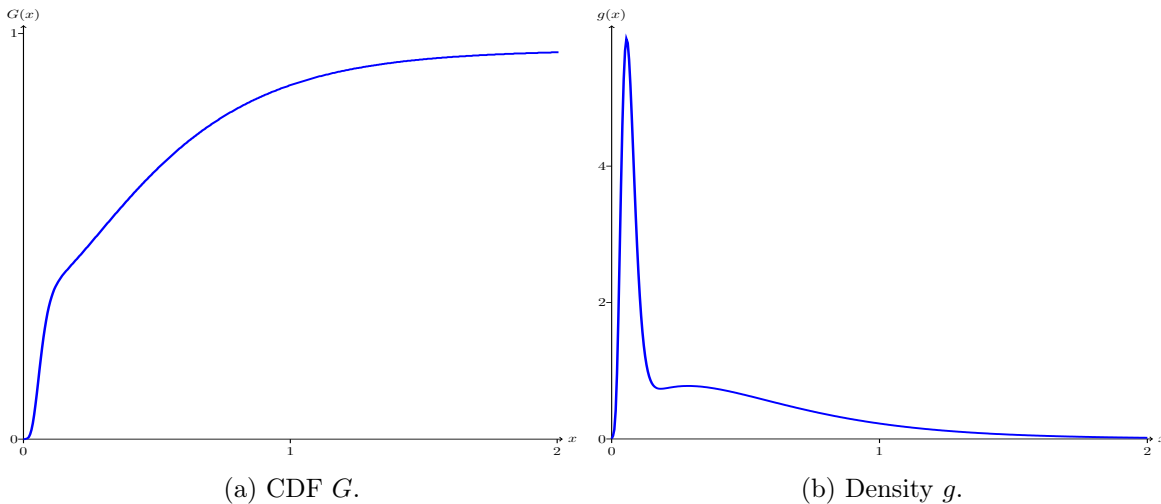


Figure 1: The CDF and density for a mixture of gamma distributions with $\boldsymbol{\alpha} = (2, 6, 1)$, $\boldsymbol{\beta} = (3.5, 90, 0.09)$ and $\boldsymbol{p} = (0.6, 0.35, 0.05)$.

By (3) and (5), the estimator $\hat{\gamma}_n(s)$ can be written as

$$\hat{\gamma}_n(s) = 1 - \frac{\frac{is}{n} \sum_{j=1}^n (\mathbf{1}\{V_j = 0\} - e^{isV_j}) - \frac{\xi}{n} (e^{isV_n} - e^{isV_0})}{\frac{\lambda}{n} \sum_{j=1}^n e^{isV_j}}.$$

Observe, however, that this estimator may not be a proper CF for some realizations of (V_0, \dots, V_n) . In particular, when the denominator on the right hand side is small, then the $|\hat{\gamma}_n(s)|$ may exceed 1 for some values of s . Furthermore, the fact the estimator is unbounded introduces technical difficulties in bounding the mean square error of the estimator. We overcome this by introducing a modified estimator: for some $\epsilon \in (0, 1)$,

$$\hat{\gamma}_n^\epsilon(s) = \begin{cases} \hat{\gamma}_n(s), & \left| \frac{1}{n} \sum_{j=1}^n e^{isV_j} \right| > \epsilon, \\ (1 - \epsilon)(1 + i) \left| \frac{1}{n} \sum_{j=1}^n e^{isV_j} \right| \leq \epsilon. \end{cases} \quad (7)$$

The modified estimator is less sensitive to fluctuations of the denominator term in $\hat{\gamma}_n(s)$. Bounding the variance of these fluctuations will be crucial in establishing the uniform convergence rate of the CDF estimator for a specific class of distributions.

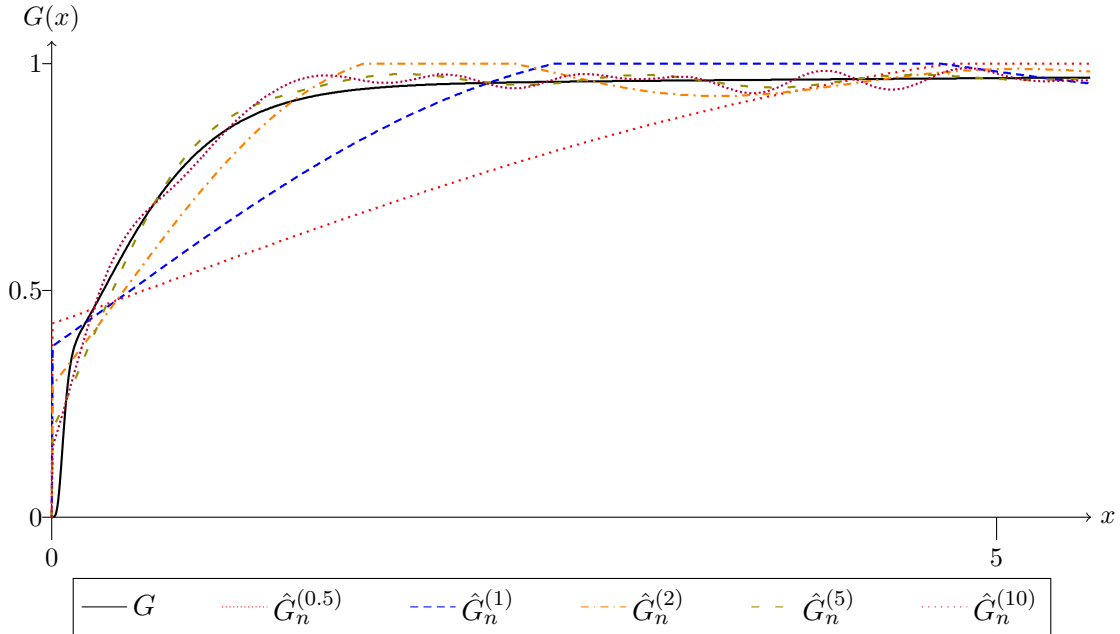


Figure 2: The estimators are based on a simulation of $n = 10^4$ workload observations with sampling rate $\xi = 1$. The arrival rate is $\lambda = 1$ and the true CDF G (black solid line) is a mixture of gamma distributions $\alpha = (2, 6, 1)$, $\beta = (3.5, 90, 0.09)$ and $\mathbf{p} = (0.6, 0.35, 0.05)$. The estimated functions $\hat{G}_n^{(h)}$ are plotted for $h \in \{0.5, 1, 2, 5\}$.

The CDF estimator relying on inversion of the modified CF estimator is now defined as

$$\hat{G}_n^{(h)}(x) = \frac{1}{2} - \frac{1}{\pi} \int_0^h \frac{1}{s} \Im\{\hat{\gamma}_n^\epsilon(s) e^{-isx}\} ds, \quad x \geq 0. \quad (8)$$

Remark 1. The ergodic theorem, that applies for an M/G/1 queue with the usual stability conditions, implies that as $n \rightarrow \infty$,

$$\left| \frac{1}{n} \sum_{j=1}^n e^{isV_j} \right| \xrightarrow{\text{as}} |\mathbb{E}e^{isV}| \in (0, 1).$$

If $|\mathbb{E}e^{isV}| > \epsilon$, then the estimator is only truncated a finite number of times, almost surely, and the asymptotic performance of the truncated estimator $\hat{\gamma}_n^\epsilon(\cdot)$ coincides with that of the original estimator $\hat{\gamma}_n(\cdot)$. In Section 2 we further discuss how the choice of ϵ is related to specific assumptions on the class of possible job-size distributions.

Remark 2. It is important to emphasize that the inverse estimation problem deviates from the standard setting in two key aspects. Firstly, it does not involve directly inverting an empirical CF, but instead relies on the relationship between the job-size and workload distributions. Secondly, the workload observations are correlated and exhibit a distinct and specific dependence structure.

Suppose that \mathcal{G} is a class of cumulative distribution functions that the true distribution belongs to. Let $R(\hat{G}, G; x) = \mathbb{E}[\hat{G}_n(x) - G(x)]^2$ denote the mean square error (MSE) of \hat{G} with respect to the true distribution $G \in \mathcal{G}$. The risk of estimator \hat{G}_n at $x \geq 0$ is defined as the

worst-case MSE,

$$\mathcal{R}_{\mathcal{G}}(\hat{G}_n; x) = \sup_{G \in \mathcal{G}} R(\hat{G}, G; x) = \sup_{G \in \mathcal{G}} \mathbb{E}[\hat{G}_n(x) - G(x)]^2 . \quad (9)$$

The main goal of this work is to provide conditions for which the risk converges to zero, and to provide an upper bound on the convergence rate. A key step towards asymptotic analysis of the risk is establishing a uniform in \mathcal{G} convergence rate of the mean square error of the job-size CF estimator: $\mathbb{E}|\hat{\gamma}_n^\epsilon(s) - \gamma(s)|^2$ for all $s \geq 0$.

1.2 Main contributions

- For a given arrival rate λ , and a class \mathcal{G} that yields a stable queue and satisfies $EB^3 < \infty$, we show that the convergence rate of the mean square error of the job-size CF estimator satisfies

$$\mathbb{E}|\hat{\gamma}_n^\epsilon(s) - \gamma(s)|^2 \approx \frac{s^2}{n} , \forall s \geq 0 , \forall G \in \mathcal{G} ,$$

where $a_n \approx b_n$ means $\lim_{n \rightarrow \infty} a_n/b_n = C$ for some constant C . This shows that the CF estimator has a parametric rate, but the rate is scaled by a quadratic term with respect to the CF variable s . This is a critical step in establishing the nonparametric convergence rate of the risk. The reason for this is that computing the CDF estimator $\hat{G}_n^{(h)}$ defined in (8) entails integration of $\hat{\gamma}_n^\epsilon(s)$ until some truncation parameter h . Moreover, this result confirms a numerical observation of [31] that the asymptotic variance of the characteristic exponent $\varphi(s)$ estimation error increases with s at a quadratic rate.

- For a given arrival rate λ , by setting an appropriate sequence of truncation parameters $(h_n)_{n \geq 1}$, a uniform upper bound for the convergence rate of the risk is established. In particular, assuming that \mathcal{G} is class of continuous functions with a CF that vanishes in absolute value to zero at least at a polynomial rate $s^{-\eta}$,

$$\mathcal{R}_{\mathcal{G}}(\hat{G}_n^{(h_n)}; x) = O\left(n^{-\frac{\eta}{1+\eta}}\right) , \forall x \geq 0 ,$$

where $h_n = n^{1/(2(1+\eta))}$. This further provides a practical way to select the truncation parameter h for a given sample size. The class of functions \mathcal{G} includes the ordinary-smooth and super-smooth distributions in the terminology of the statistical deconvolution literature (see [18]). Examples of such distributions are Gamma, log-normal, truncated normal, pareto and their mixtures. Note that this result provides an upper bound on the risk, but does not guarantee rate-optimality, in the sense of [34]. Establishing a tight lower bound on the risk seems to be a very challenging problem due to the intractability of the joint distribution of the workload observations. Nevertheless, this work is the first to present any type of guarantee on the rate for nonparametric estimation of G .

- For the proofs of the main results, several auxiliary results pertaining to the autocorrelation function of the workload process sampled at Poisson epochs are established.
- For the scenario in which the arrival rate is unknown, a heuristic estimation scheme that simultaneously estimates the arrival rate λ and job-size distribution G is constructed. Simulation experiments suggest that for large sample sizes the performance of the scheme is very close to that of the benchmark that uses the known λ .

- The theoretical results are accompanied by simulation analysis and discussion of practical implementation issues. In particular, the sensitivity of the procedure to the truncation parameter h is examined. While in the asymptotic regime h_n should be taken to infinity for the bias to disappear, we observe that for finite samples moderate values h outperform higher ones. This is due to the fact that the variance of the CF estimator is $O(s^2/n)$, and thus when taking higher values of h noisier terms are included in the integral of the inversion formula.

1.3 Related literature

Classical queueing theory deals with probabilistic analysis of congested systems and with their corresponding performance such as waiting times. A complementary stream in the literature is focused on the development of statistical inference methods for queueing systems where some of the underlying parameters are unknown. This section reviews a small subset of this literature with the goal of highlighting the context and relevance of the current work. For a recent in depth survey of the literature on statistical inference the reader is referred to [1].

The first works on this topic naturally focused on parametric methods, some of which are surveyed in [11]. For example, [8] considered a single-server queue that is observed for some fixed duration of time. This results in a random sample of arrival and service times following some parametric distributions, for which an MLE is computed. The large sample asymptotic performance of the estimator is further studied. In [7] an MLE is derived for a G/G/1 queue with waiting time observations by assuming the increment in Lindley's recursive formula follows a parametric distribution. For estimators based on waiting time (or queue length) data, asymptotic analysis of must take into account the covariance structure of the process (see [32]), and this will also play a key role in the analysis presented here. Another key feature in statistical inference for queueing systems is that it typically involves indirect estimation. For example, in [8] waiting times observations are treated as a censored version of the increments in Lindley's formula, i.e., censoring occurs when the waiting time is zero.

The challenges of indirect estimation related to probing data are considered in detail in [6], and estimators for specific models are discussed. A nonparametric estimator for G based on discrete workload observations is provided in [23]. Specifically, Pollaczek-Khintchine's formula is inverted to obtain an estimator of the residual job-size distribution from the empirical workload distribution. However, estimating G from its residual counterpart requires a heuristic step that is shown to be very noisy for systems with very high or very low load. Nonparametric inference of the job-size distribution is mostly carried out for infinite server queues and networks (e.g., [10], [33] [19] and [20]).

The problem of decomposing a compound Poisson sum was studied in [12]. In this setting the goal is to infer G by observing realizations of $\sum_{i=1}^{N(t)} B_i$. Inversion techniques have been applied for this problem are explored in [17] and a Bayesian approach is presented in [21]. Our setting is distinct from the decomposing problem in that we do not observe the compound Poisson process, but rather a process that includes a drift term and is reflected at zero. An inversion estimator for a similar process without reflection, namely a finite intensity subordinator (compound Poisson process with drift), that is observed at discrete time points is given in [22]. Estimation of the characteristic exponent of general Lévy processes from discrete (low frequency) observations is further studied in [13], [28] and [9]. The methods applied here are also related to those of nonparametric noise deconvolution problems. In particular, the rate of convergence of the estimator is related to the smoothness class of the job-size distribution (see [18] and [14]).

1.4 Organization of the paper

Section 2 presents the main results of the paper, along with an outline of their proofs and a discussion of their implications. Section 3 provides some auxiliary results on the autocorrelation function of the workload and the necessary proofs for the propositions leading up to the main results. In Section 4, a modified estimator is constructed for the case of an unknown arrival rate. Finally, Section 5 provides concluding remarks on possible extensions and modifications of this work.

2 Main results

Recall that the risk of an estimator \hat{G} was defined in (9) as the worst-case MSE for a given class of job-size distributions \mathcal{G} ,

$$\mathcal{R}_{\mathcal{G}}(\hat{G}; x) = \sup_{G \in \mathcal{G}} R(\hat{G}, G; x)$$

where

$$R(\hat{G}, G; x) = \frac{1}{\pi^2} \mathbb{E} \left[\int_0^h \frac{1}{s} \Im\{(\hat{\gamma}_n^\epsilon(s) - \gamma(s))e^{-isx}\} ds - \int_h^\infty \frac{1}{s} \Im\{\gamma(s)e^{-isx}\} ds \right]^2 .$$

The MSE can be decomposed into variance and bias terms, with an additional error term that will be negligible in the asymptotic analysis. Specifically,

$$R_G(\hat{G}_n^{(h)}; x) = \frac{1}{\pi^2} (v_x + b_x^2 - e_x) ,$$

where

$$\begin{aligned} v_x &:= \mathbb{E} \left[\int_0^h \int_0^h \frac{1}{st} \Im\{(\hat{\gamma}_n^\epsilon(s) - \gamma(s))e^{-isx}\} \Im\{(\hat{\gamma}_n^\epsilon(t) - \gamma(t))e^{-itx}\} ds dt \right] , \\ b_x &:= \int_h^\infty \frac{1}{s} \Im\{\gamma(s)e^{-isx}\} ds , \\ e_x &:= 2b_x \mathbb{E} \left[\int_0^h \frac{1}{s} \Im\{(\hat{\gamma}_n^\epsilon(s) - \gamma(s))e^{-isx}\} ds \right] . \end{aligned}$$

Standard arguments further yield

$$R_G(\hat{G}_n^{(h)}; x) \leq \frac{2}{\pi^2} (v_x + b_x^2) . \quad (10)$$

The main result of the paper is providing a uniform upper bound on the rate of convergence of the risk in a class of distributions \mathcal{G} that we define below. The first step will be to establish the L^2 -convergence rate of $\hat{\gamma}_n^\epsilon(s)$ to the true CF $\gamma(s)$, as a function of s . This is then used in order to construct an increasing sequence of truncation parameters $(h_n)_{n \geq 1}$ that ensures that both the bias (b_x) and variance (v_x) terms in the risk converge to zero at the same rate. The rate itself will depend on a smoothness parameter associated with the class \mathcal{G} . The high-level outline of the proofs will be provided in Section 2.2. The proofs rely on two propositions pertaining to the convergence rate of the terms that appear in the estimation equation. The proofs of the propositions, along with some necessary lemmas, will be given in Section 3.

Assumption A1. Let \mathcal{G} denote a class of continuous job-size distributions satisfying the following conditions.

(a) There exists a constant $\delta \in (0, 1)$ such that

$$\lambda EB < 1 - \delta, \forall G \in \mathcal{G}. \quad (11)$$

(b) There exists a constant $0 < M < \infty$ such that

$$EB^3 < M, \forall G \in \mathcal{G}. \quad (12)$$

(c) There exist constants $\eta > 0$ and $0 < C_0 < \infty$ such that

$$\lim_{s \rightarrow \infty} |\gamma(s)|s^\eta \leq C_0, \forall G \in \mathcal{G}. \quad (13)$$

Assumption A2. The workload sequence $(V_j)_{j \geq 0}$ is stationary; $Ee^{isV_j} = Ee^{isV_k}, \forall j, k \geq 0$.

Assumption A2 requires that a stationary system is sampled. This removes some technicalities from the analysis pertaining to the initial state of the system. From a practical perspective this means that the sampled system has been working for a long time, and this is very reasonable in light of the imposed moment assumptions that ensure fast convergence to the stationary distribution. Assumption A1 imposes three conditions on the job-size distribution: (a) First of all, a stability condition for the supremum in \mathcal{G} of the utilization rates $\rho = \lambda EB$ to be smaller than $1 - \delta$, ensuring that the sampled system cannot be too close to critical. (b) That the job-sizes have finite first three moments, which will be necessary for the mixing rate of the covariance terms associated with the MSE. (c) A smoothness condition that will be used to bound the bias term. Specifically, (13) ensures that $|b_x| \leq C_0 h^{-\eta}/(\eta)$ as h grows. Therefore, the square of the deterministic bias term goes to zero with rate $h^{-2\eta}$ as $h \rightarrow \infty$, and this will be balanced with the convergence rate of the variance term. Note that $\lim_{s \rightarrow \infty} |\gamma(s)| = 0$ for any continuous distribution (see [5, Prop. 10.1.2]), and the smoothness of the distribution, represented by the parameter η in our setting, determines the speed of convergence. In the context of estimation error deconvolution, distributions that are ordinary-smooth and super-smooth satisfy this condition (see [18, 14]). Some examples of distributions satisfying Assumption A1(c) are exponential, Gamma, Normal, log-Normal and mixtures of such distributions. Suppose, for instance, that G is as a mixture of Gamma distributions as detailed in Example 1. Then, by (6) we have that (13) holds for any $\eta \leq \min\{\alpha_1, \dots, \alpha_d\}$. Note that there are distributions with a faster than polynomial decay rate of $|\gamma(s)|$, such as the absolute value of a normal distribution which has exponential decay. Thus, (13) holds for such distributions for any $\eta > 0$. As far as the author is aware, there are no standard continuous distributions for which there exists no $\eta > 0$ such that (13) is satisfied, i.e., ones with slower than polynomial decay rate. An example for a continuous distribution that violates this condition is one with an uncountable number of atoms on a finite interval, e.g., a distribution on the Cantor set which is not absolutely continuous. Hence, Assumption A1(c) rules out such distributions.

Theorem 1. Suppose Assumptions A1(a), A1(b) and A2 are satisfied. If $\epsilon < \delta/2$ then there exist constants $0 < C_1, C_2 < \infty$ such that for any $G \in \mathcal{G}$,

$$\frac{C_1 \max\{1, s^2\}}{n} \leq E|\hat{\gamma}^\epsilon(s) - \gamma(s)|^2 \leq \frac{C_2 \max\{1, s^2\}}{n}, \forall s \geq 0, n \geq 1. \quad (14)$$

Theorem 2. *Suppose Assumptions A1-A2 are satisfied. Let $\epsilon < \delta/2$ and $h_n = n^\zeta$, for all $n \geq 1$, where $\zeta = (2(1+\eta))^{-1}$ and η is the smoothness parameter in (13). Then, there exists a constant $0 < C_3 < \infty$ such that*

$$\mathcal{R}_{\mathcal{G}}(\hat{G}_n^{(h_n)}; x) = \sup_{G \in \mathcal{G}} \mathbb{E}[\hat{G}_n^{(h_n)}(x) - G(x)]^2 \leq C_3 n^{-\frac{\eta}{1+\eta}}, \forall x \geq 0. \quad (15)$$

Remark 3. The stationary workload distribution has an atom at zero, hence $\lim_{s \rightarrow \infty} |\mathbb{E}e^{isV}| = \mathbb{P}(V = 0) > 0$. Therefore, assuming Assumption A1(a), we can select a parameter $\epsilon \leq \delta/2 < \mathbb{P}(V = 0)/2 \leq \inf_{s \geq 0} |\mathbb{E}e^{isV}|/2$ for the modified estimator $\hat{\gamma}_\epsilon$ defined in (7). From a practical perspective ϵ can be chosen to be arbitrarily small, and there is also a simple empirical test to verify this choice, namely $\epsilon < \frac{1}{2n} \sum_{j=1}^n \mathbf{1}\{V_j = 0\}$.

Remark 4. The bounds in Theorems 1 and 2 are not a function of the sampling rate ξ . Considering $\xi \rightarrow 0$ implies that the same convergence rates hold for an iid sample of stationary workload (or waiting time) observations. Note that in this case the characteristic exponent estimator given in (3) is

$$\hat{\varphi}_n(s) = \frac{-\frac{is}{n} \sum_{j=1}^n \mathbf{1}\{V_j = 0\}}{\frac{1}{n} \sum_{j=1}^n e^{isV_j}},$$

which is simply the solution of equating the empirical workload CF with the empirical GPK formula (2).

2.1 On the risk convergence rate

Theorem 2 provides an upper bound on the risk for distributions satisfying Assumption A1. The convergence rate is determined by the smoothness parameter η in (13);

$$\mathcal{R}_{\mathcal{G}}(\hat{G}_n^{(h_n)}; x) \leq C_3 n^{-\frac{\eta}{1+\eta}} = C_3 n^{-\frac{1}{1+1/\eta}}.$$

If η is very high, i.e. the distribution is ‘very smooth’, then the convergence rate is almost parametric ($1/n$). In general, the value $1/\eta$ can be thought of as a penalty to the parametric rate that is higher as the distribution is ‘less smooth’. It is interesting to point out that very similar convergence rates, i.e., polynomial that are close to parametric when η is low, are shown to be rate-optimal in the setting of kernel density estimation with additive observation errors that satisfy condition (13) (e.g., [18, Thm. 2]). Of course, in practice η is not known and setting a specific value for $h_n = n^{1/(2(1+\eta))}$ represents some prior belief on the smoothness of the possible distributions. In particular, choosing a low value of η can be considered conservative. In the next examples we illustrate this interplay for specific distributions. The examples highlight the fact that as the underlying smoothness of G , indexed by the parameter η , increases, the estimation accuracy improves and a lower truncation parameter h is required.

Example 1. (Continued) Mixture of Gamma distributions: In Section 1.1 the estimator was applied with different choices of h to a mixture of Gamma distributions with $\boldsymbol{\alpha} = (2, 6, 1)$, $\boldsymbol{\beta} = (3.5, 90, 0.09)$ and $\boldsymbol{p} = (0.6, 0.35, 0.05)$. Theorem 2 prescribes selecting the minimal shape parameter $\eta = \min \boldsymbol{\alpha} = 1$, yielding $\zeta = 1/4$ and $h_n \approx 10$. In Figure 2 the estimated functions are plotted for a sample size of $n = 10^4$. It was observed in the example that the best fit appears to be in the range of [5, 10]. Keep in mind that the rates in Theorem 2 are valid up to scaling by constants so $h_n \approx 10$ is certainly in line with the empirical observations for this example. The MSE upper bound (15) for $n = 10^4$ is of the order $n^{-1/2} = 0.01$ for $h_n = 10$. Of course, these bounds are scaled by constants which may still be significant for this sample size. \diamond

Example 2. Log-normal distribution: Suppose now that the job-sizes follow a log-Normal distribution with parameters (μ, σ) ; $G(x) = \Phi((\log x - \mu)/\sigma)$. The characteristic function does not admit a closed form expression but via approximations it can be shown that it decays in absolute value at a polynomial rate with $\eta > 2$ (see [3]). For the case of $\mu = 0.2$ and $\sigma = 0.5$ the estimator was applied for different h for a sample of $n = 10^4$ workload observations. Hence, by Theorem 2 we expect that $h_n = n^{1/6} \approx 4.6$ will yield a good fit. The results are illustrated in Figure 3. Indeed, the best fit is achieved with $h = 4$, while increasing the truncation threshold yields a noisier estimator. \diamond

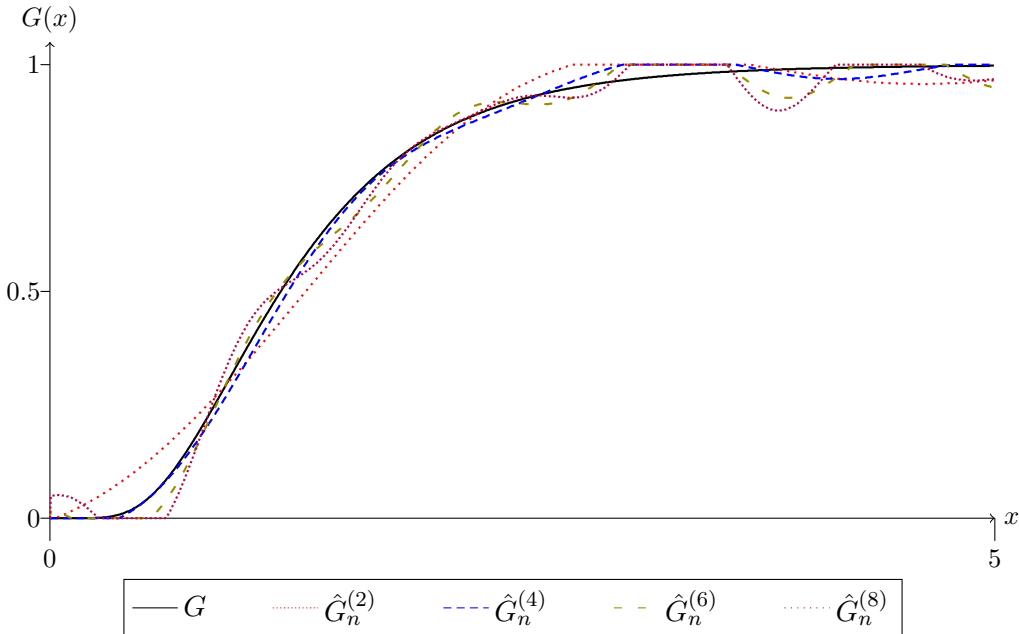


Figure 3: The estimators are based on a simulation of $n = 10^4$ workload observations with sampling rate $\xi = 1$. The arrival rate is $\lambda = 0.6$ and the true CDF G (black solid line) is a log-Normal distribution with $\mu = 0.2$ and $\sigma = 0.5$. The estimated functions $\hat{G}_n^{(h)}$ are plotted for $h \in \{2, 4, 6, 8\}$.

Example 3. Truncated-normal distribution: We next consider a system with jobs sizes distributed as the absolute value of normal random variables with parameters (μ, σ) ; $B = |\mathcal{N}(\mu, \sigma^2)|$. The characteristic function of B decays exponentially fast in absolute value. Therefore, condition (13) is satisfied for any $\eta > 0$. This means that $h_n = n^\zeta$ can be chosen with a very small $\zeta > 0$ and the convergence rate will be close to $(1/n)$. In Figure 4 the estimators are plotted for different values of h for a sample of $n = 10^4$ workload observations. A choice of $h \in [1, 2]$ appears to yield the best fit in this case. \diamond

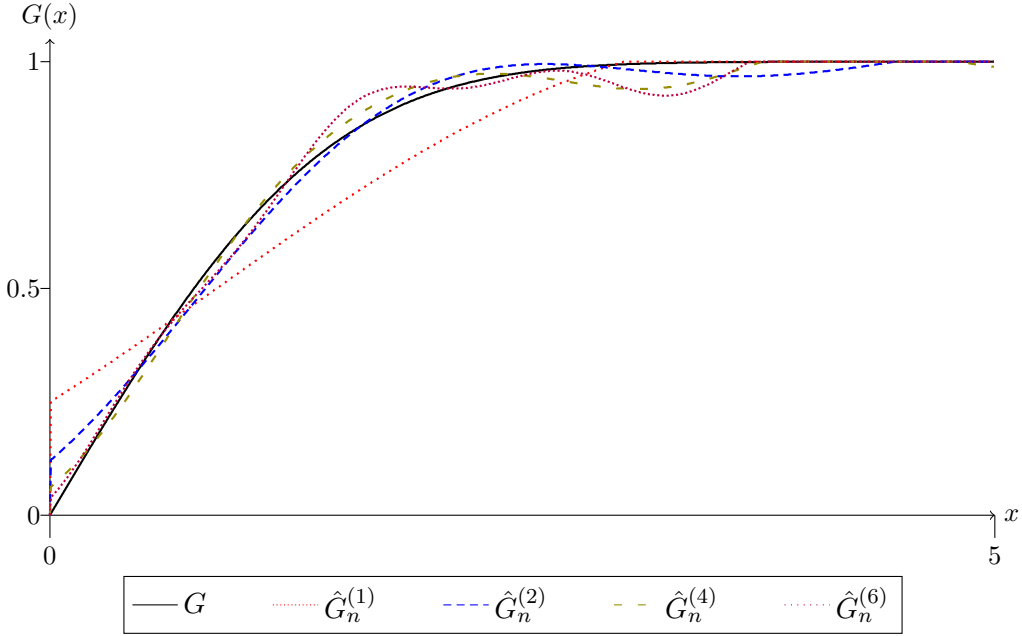


Figure 4: The estimators are based on a simulation of $n = 10^4$ workload observations with sampling rate $\xi = 1$. The arrival rate is $\lambda = 0.6$ and the true CDF G (black solid line) is a truncated-normal distribution with $\mu = 0.5$ and $\sigma = 0.1$. The estimated functions $\hat{G}_n^{(h)}$ are plotted for $h \in \{1, 2, 4, 6\}$.

2.2 Outline of proofs

For any $s \geq 0$, let

$$Z_j(s) = (\xi - \varphi(s))e^{isV_j} - \xi e^{isV_{j-1}} - is\mathbf{1}\{V_j = 0\}. \quad (16)$$

Rearranging the terms in the estimation equation (3) yields

$$\lambda(\hat{\gamma}_n(s) - \gamma(s)) = \hat{\varphi}_n(s) - \varphi(s) = \frac{\sum_{j=1}^n Z_j(s)}{\sum_{j=1}^n e^{isV_j}}, \quad (17)$$

whenever $|\frac{1}{n} \sum_{j=1}^n e^{isV_j}| \geq \epsilon$. This representation of the estimation error is central in the proof of Theorem 1. The advantage lies in the fact the numerator is a martingale difference series and the denominator is the empirical characteristic function of the workload process. Before presenting the proofs of the theorems, the following propositions establish the L^2 -convergence rates of both the series in (17). The proofs of the propositions, along with a some necessary lemmas that lead up to them, are given in Section 3. The proof of Theorem 2 then follows by applying Theorem 1 and standard inequalities.

Proposition 3. *Assuming A1 and A2, for any $s \geq 0$ and $\epsilon < \delta/2$ there exists a positive and finite constant D_1 such that*

$$\sup_{G \in \mathcal{G}} \mathbb{P} \left(\left| \frac{1}{n} \sum_{j=1}^n e^{isV_j} \right| \leq \epsilon \right) \leq \frac{D_1}{n}. \quad (18)$$

Proposition 4. Assuming [A1](#) and [A2](#), there exist positive and finite constants D_2, D_3 such that for any $G \in \mathcal{G}$,

$$\frac{D_2 \max\{1, s^2\}}{n} \leq \mathbb{E} \left| \frac{1}{n} \sum_{j=1}^n Z_j(s) \right|^2 \leq \frac{D_3 \max\{1, s^2\}}{n}, \forall s \geq 0, n \geq 1. \quad (19)$$

Proof of Theorem 1. By (1) and (17), the estimation error of the estimator without truncation is

$$\lambda(\hat{\gamma}_n(s) - \gamma(s)) = \hat{\varphi}_n(s) - \varphi(s) = \frac{\frac{1}{n} \sum_{j=1}^n Z_j(s)}{\frac{1}{n} \sum_{j=1}^n e^{isV_j}}.$$

Let $A_\epsilon = \left\{ \left| \frac{1}{n} \sum_{j=1}^n e^{isV_j} \right| > \epsilon \right\}$, then

$$\begin{aligned} \mathbb{E} |\hat{\gamma}_n^\epsilon(s) - \gamma(s)|^2 &= \mathbb{E} |(\hat{\gamma}_n(s) - \gamma(s)) \mathbf{1}\{A_\epsilon\}|^2 + \mathbb{E} |(\hat{\gamma}_n^\epsilon(s) - \gamma(s)) \mathbf{1}\{\bar{A}_\epsilon\}|^2 \\ &\leq \mathbb{E} \left| \frac{\frac{1}{n} \sum_{j=1}^n Z_j(s)}{\lambda \epsilon} \right|^2 + 4(1 - \epsilon)^2 \mathbb{P} \left(\left| \frac{1}{n} \sum_{j=1}^n e^{isV_j} \right| \leq \epsilon \right). \end{aligned}$$

The upper bound in (14) then follows by applying (18) and (19) in Propositions 3 and 4, respectively.

For the lower bound in (14) observe that $|\frac{1}{n} \sum_{j=1}^n e^{isV_j}| \leq 1$, hence

$$\mathbb{E} |\hat{\gamma}_n^\epsilon(s) - \gamma(s)|^2 \geq \frac{1}{\lambda^2} \mathbb{E} \left| \frac{1}{n} \sum_{j=1}^n Z_j(s) \right|^2,$$

and the result follows from the lower bound in (19). \square

Proof of Theorem 2. Let $(h_n)_{n \geq 1}$ be a sequence of truncation parameters such that $h_n \rightarrow \infty$ as $n \rightarrow \infty$. We first bound the convergence rates for the two terms of the risk in (10).

1. *Bound for v_x :* If $|\frac{1}{n} \sum_{j=1}^n e^{isV_j}| < \epsilon$ then $|\hat{\gamma}^{(\epsilon)}(s) - \gamma(s)| \leq 2$ for any $s \geq 0$ by the estimator construction in (7). By (16) and (17), if $|\frac{1}{n} \sum_{j=1}^n e^{isV_j}| \geq \epsilon$ then

$$\lambda |\hat{\gamma}^{(\epsilon)}(s) - \gamma(s)| = \frac{|\frac{1}{n} \sum_{j=1}^n Z_j(s)|}{|\frac{1}{n} \sum_{j=1}^n e^{isV_j}|} \leq \frac{\frac{1}{n} \sum_{j=1}^n |Z_j(s)|}{\epsilon} \leq \frac{K_0(|\varphi(s)| + s)}{\epsilon},$$

where $0 < K_0 < \infty$. Hence, denoting $K_1 = K_0/\epsilon$ we have that for any $h > 0$,

$$\int_0^h \frac{1}{s} \mathfrak{S}\{(\hat{\gamma}_n^\epsilon(s) - \gamma(s))e^{-isx}\} ds \leq \int_0^h \frac{1}{s} \mathfrak{S}\{K_1(|\varphi(s)| + s)e^{-isx}\} ds < \infty. \quad (20)$$

The finiteness of the last integral is due to Euler's formula and observing that

$$\lim_{s \downarrow 0} \sin s/s = 1, \quad \lim_{s \downarrow 0} \frac{|\varphi(s)|}{s} = \left| \lim_{s \downarrow 0} \frac{\varphi(s)}{s} \right| = |\varphi'(0)| < \infty.$$

Utilizing (20), by Fubini's theorem,

$$v_x = \int_0^{h_n} \int_0^{h_n} \frac{1}{st} \mathbb{E} [\Im\{(\hat{\gamma}_n^\epsilon(s) - \gamma(s))e^{-isx}\} \Im\{(\hat{\gamma}_n^\epsilon(t) - \gamma(t))e^{-itx}\}] ds dt ,$$

and applying the Cauchy-Schwartz inequality and Theorem 1 yields

$$v_x \leq \left(\int_0^{h_n} \frac{1}{s} \sqrt{\mathbb{E}|\hat{\gamma}_n^\epsilon(s) - \gamma(s)|^2} ds \right)^2 \leq \frac{C_2}{n} \left(\int_0^{h_n} \frac{\sqrt{s^2}}{s} ds \right)^2 = \frac{C_2 h_n^2}{2n} , \quad (21)$$

where the constant C_2 is as in Theorem 1,

2. *Bound for b_x^2* : By Assumption A1(c),

$$b_x^2 \leq \left(\int_{h_n}^\infty \frac{1}{s} |\gamma(s)| ds \right)^2 \leq \left(\int_{h_n}^\infty C_0 s^{-(\eta+1)} ds \right)^2 = \left(\frac{C_0}{\eta} \right)^2 h_n^{-2\eta} , \quad (22)$$

where C_0 and η are as in Assumption A1(c).

Taking $h_n = n^{1/2(1+\eta)}$ then yields $h_n^2 n^{-1} = h_n^{-2\eta}$. Combing (21)-(22) with (10) we conclude that (15) holds for some constant C_3 . \square

3 Proofs and auxiliary results

This section is devoted to the proofs of Propositions 3 and 4. Section 3.1 provides an overview of the properties of the net input and workload distributions. This is followed by a series of lemmas in Section 3.2 that establish the convergence rates of the correlation functions of the terms appearing in the estimation error, as represented in (16). The proofs of the propositions are then completed in Section 3.3.

3.1 Preliminaries

In what follows all expectations and probabilities are with respect to the measure induced by a specific job-size distribution $G \in \mathcal{G}$, but for the sake of brevity we omit this from the notation. Denote the traffic intensity of the queue by $\rho = \lambda EB$. It is well known (e.g., [2]) that $\rho < 1$ is a necessary and sufficient condition for positive Harris recurrence of $(V(t))_{t \geq 0}$ and the existence of a stationary distribution $V \stackrel{d}{=} \lim_{t \rightarrow \infty} V(t)$. For many identities associated with the distribution of the workload process it is useful to define the Laplace-Stieltjes transform of the net input process: $\ell(s) := \log \mathbb{E} e^{-sX(1)}$ for $s \in \mathbb{C}$. The stationary workload distribution is given by the generalized Pollaczek–Khinchine (GPK) formula

$$\mathbb{E} e^{-sV} = \frac{sP(V=0)}{\ell(s)} = \frac{s(1-\rho)}{\ell(s)} , s \in \mathbb{C} . \quad (23)$$

Observe that for real s , taking $s \rightarrow \infty$ yields

$$P(V=0) = 1 - \rho . \quad (24)$$

For any $G \in \mathcal{G}$, $EB^2 < \infty$ by Assumption A1(b), which implies

$$EV = \frac{\ell^{(2)}(0)}{2\ell'(0)} < \infty ,$$

where

$$\ell'(0) := \lim_{x \downarrow 0} \frac{d}{dx} \ell(x) = -\mathbb{E}X(1) = 1 - \lambda \mathbb{E}B = \mathbb{P}(V = 0) , \quad (25)$$

and

$$\ell^{(2)}(0) := \lim_{x \downarrow 0} \frac{d^2}{dx^2} \ell(x) = \text{Var}[X(1)] = \lambda \mathbb{E}B^2 . \quad (26)$$

Similarly,

$$\ell^{(3)}(0) := \lim_{x \downarrow 0} \frac{d^3}{dx^3} \ell(x) = -(\mathbb{E}X(1)^3 - \mathbb{E}X(1)\mathbb{E}X(1)^2) , \quad (27)$$

and $|\ell^{(3)}(0)| < \infty$ if $\mathbb{E}B^3 < \infty$. For any real $x \geq 0$, denote the inverse of the LST by $\psi(x) = \ell^{-1}(x)$, i.e., $\ell(\psi(x)) = x$. Standard arguments yield

$$\psi'(0) := \lim_{x \downarrow 0} \frac{d}{dx} \psi(x) = \frac{1}{\ell'(0)} , \quad (28)$$

$$\psi^{(2)}(0) := \lim_{x \downarrow 0} \frac{d^2}{dx^2} \psi(x) = -\frac{\ell^{(2)}(0)}{\ell'(0)^3} , \quad (29)$$

$$\psi^{(3)}(0) := \lim_{x \downarrow 0} \frac{d^3}{dx^3} \psi(x) = \frac{3\ell^{(2)}(0)}{\ell'(0)^5} - \frac{\ell^{(3)}(0)}{\ell'(0)^4} . \quad (30)$$

Clearly, $\varphi(s) = \ell(-is)$ for any $s \geq 0$, yielding

$$\varphi^{(k)}(0) := \lim_{x \downarrow 0} \frac{d^k}{dx^k} \varphi(x) = (-i)^k \ell^{(k)}(0) , \quad k \geq 1 . \quad (31)$$

Finally as the characteristic function is hermitian,

$$\varphi(s) = \overline{\varphi(-s)} , \quad \forall s \in \mathbb{R} , \quad (32)$$

where \bar{x} denotes the complex conjugate of $x \in \mathbb{C}$.

The workload process is observed according to an independent Poisson sampling process with rate $\xi > 0$. Let $(T_j)_{j \geq 1}$ denote the event times of the sampling process and denote the j th workload observation by $V_j = V(T_j)$. The distribution of workload observation j conditional on the previous observation was derived in [25] (see also [15, Ch. 4.1]), and can be stated as the CF

$$\mathbb{E}[e^{isV_j} | V_{j-1}] = \frac{\xi}{\xi - \varphi(s)} \left(e^{isV_{j-1}} + \frac{is}{\xi} \mathbb{P}(V_j = 0 | V_{j-1}) \right) , \quad s \in \mathbb{R} , \quad (33)$$

with an atom at zero with probability

$$\mathbb{P}(V_j = 0 | V_{j-1}) = \frac{\xi e^{-\psi(\xi)V_{j-1}}}{\psi(\xi)} . \quad (34)$$

The following Lemma establishes a uniform bound in \mathcal{G} for the exponent function divided by a linear term, which will be used several times in the sequel.

Lemma 5. *There exist positive constants $M_1, M_2 < \infty$ such that for any $G \in \mathcal{G}$,*

$$\frac{1}{s} |\varphi(s)| \leq M_1 , \quad \frac{1}{s} |\varphi'(s)| \leq M_2 , \quad \forall s \geq 0 .$$

Proof. Recall (1) and let $p(s) := \frac{\varphi(s)}{s} = \lambda \frac{\gamma(s)-1}{s} - i$. By (25) and (31),

$$p(0) = \lim_{s \downarrow 0} \frac{\varphi'(s)}{1} = \varphi'(0) = i(\lambda EB - 1) .$$

Assumption A1 implies that $|p(0)| < 2\epsilon$, hence there exists a constant $d \in (\epsilon, 1)$ such that $\sup_{G \in \mathcal{G}} |p(s)| \leq d$ for all $s \in [0, d]$. Therefore, for any $s \in (d, 1]$,

$$|p(s)| = \frac{|p(0) + \int_0^s \varphi'(x) dx|}{s} \leq \frac{|d^2 + \int_d^s \varphi'(x) dx|}{d + (s - d)} \leq \frac{d^2 + 1 + \lambda \int_d^1 |\gamma'(x)| dx}{d} ,$$

where in the last step (1) was applied together with the triangle inequality. Then, $|\gamma'(x)| \leq EB$ yields

$$\sup_{G \in \mathcal{G}} |p(s)| \leq \frac{1}{d} (d^2 + 1 + (1 - d)(1 - 2\epsilon)) , \forall s \in (d, 1] .$$

Clearly, $|\gamma(s) - 1| \in [0, 1]$ for $s > 1$, hence

$$\sup_{G \in \mathcal{G}} |p(s)| \leq \lambda , \forall s \geq 1 .$$

We conclude that

$$\sup_{G \in \mathcal{G}} |p(s)| \leq \max \left\{ \lambda, d, \frac{1}{d} (d^2 + 1 + (1 - d)(1 - 2\epsilon)) \right\} =: M_1 .$$

The second part of the Lemma is established with the same arguments by considering the function $q(s) := \frac{\varphi^{(2)}(s)}{s}$. In particular, applying (26) yields

$$q(0) = \lim_{s \downarrow 0} \frac{\varphi^{(2)}(s)}{1} = \varphi^{(2)}(0) = -\lambda EB^2 .$$

The bounds are then obtained using $|\gamma^{(2)}(x)| \leq EB^2$ together with the uniform bound on the second moment in Assumption A1(b). \square

3.2 Convergence of the covariance terms

We are interested in the convergence rate of covariance terms of the form $\text{Cov}(g_s(V_0), g_s(V_n))$, where $g_s(\cdot)$ is a bounded function indexed by a complex parameter s . As a preliminary step, Lemma 6 is a general convergence rate result for the workload process sampled according to a Poisson process. This relies on the quadratic ergodicity of the M/G/1 workload process with a finite third moment of the job-size distribution (see [35] and [27, Ch. 14.4]).

Lemma 6. *Suppose that $EB^3 < \infty$ and that $V_0 \sim V$. For any function $g : [0, \infty) \rightarrow \mathbb{C}$ such that $|g(v)| < M_3$ for all $v \geq 0$ with $0 < M_3 < \infty$, then with probability one,*

$$\sum_{k=0}^{\infty} |\mathbb{E}[g(V_k)|V_0] - \mathbb{E}[g(V)]| < \infty .$$

Proof. Assume for now that the initial workload is $V_0 = v_0 < \infty$. Let $(V_n^\Delta := V(n\Delta))_{n \geq 0}$ denote the discrete skeleton of the workload process on the grid $\{0, \Delta, 2\Delta, \dots\}$. By [27, Prop. 14.4.1] we have that if $EB^3 < \infty$ then for any $\Delta > 0$ and bounded function g ,

$$\lim_{n \rightarrow \infty} n^2 |\mathbb{E}[g(V_n^\Delta) | V_0 = v_0] - \mathbb{E}[g(V)]| = 0 .$$

As Δ can be chosen arbitrarily this also implies that there exists a constant $0 < c < \infty$ such that for any bounded function g and $t \geq 0$,

$$|\mathbb{E}[g(V(t)) | V_0 = v_0] - \mathbb{E}[g(V)]| \leq ct^{-2} .$$

Recall that $V_k = V(T_k)$ where $T_k \sim \Gamma(k, \xi)$, i.e., an Erlang random variable, hence,

$$\begin{aligned} |\mathbb{E}[g(V_k) | V_0 = v_0] - \mathbb{E}[g(V)]| &= \left| \int_0^\infty f_n(t) \mathbb{E}[g(V(t)) | V_0 = v_0] - \mathbb{E}[g(V)] dt \right| \\ &\leq \int_0^\infty f_n(t) |\mathbb{E}[g(V(t)) | V_0 = v_0] - \mathbb{E}[g(V)]| dt \\ &\leq \int_0^\infty f_n(t) ct^{-2} dt = C \int_0^\infty \frac{\xi^n t^{n-3} e^{-\xi t}}{(n-1)!} dt = \frac{c\xi^2}{(n-1)(n-2)} . \end{aligned}$$

As $\mathbb{P}(V_0 < \infty) = \mathbb{P}(V < \infty) = 1$, we conclude that with probability one

$$|\mathbb{E}[g(V_k) | V_0] - \mathbb{E}[g(V)]| \leq \frac{c\xi^2}{(n-1)(n-2)} ,$$

and

$$\sum_{k=0}^{\infty} |\mathbb{E}[g(V_k) | V_0] - \mathbb{E}[g(V)]| < \infty .$$

□

We next derive an explicit expression for the cumulative deviation of sequences of expectations of certain functions of the workload from their stationary counterpart, given an initial workload. The proofs rely on arguments introduced in [26] and applying Lemma 6.

Lemma 7. *Assume that $V_0 := V(0) < \infty$ almost surely. Then, for any $s \geq 0$ and $G \in \mathcal{G}$ as defined in Assumption A1,*

$$\sum_{k=0}^{\infty} (\mathbb{E}[e^{-isV_k} | V_0] - \mathbb{E}[e^{-isV_0}]) = \xi k_1(V_0) ,$$

where

$$k_1(v) = \frac{1}{2\varphi(s)} \left(2e^{isv} (isv - 1) + \frac{s\varphi'(0)}{\varphi(s)} \left(2 + \frac{\varphi(s)\ell^{(2)}(0)}{\ell'(0)^2} \right) \right) , v \geq 0 .$$

Proof. Let Y_q denote an exponential random variable with rate $q > 0$. By [26, Lemma. 5], for any $V_0 < \infty$,

$$\begin{aligned} \sum_{k=0}^{\infty} (\mathbb{E}[e^{isV_k} | V_0] - \mathbb{E}[e^{isV}]) &= \xi \int_0^{\infty} (\mathbb{E}[e^{isV(u)} | V_0] - \mathbb{E}[e^{isV}]) du \\ &= \xi \lim_{q \downarrow 0} \frac{1}{q} \int_0^{\infty} q e^{-qu} (\mathbb{E}[e^{isV(u)} | V_0] - \mathbb{E}[e^{isV}]) du \\ &= \xi \lim_{q \downarrow 0} \frac{1}{q} (\mathbb{E}[e^{isV(Y_q)} | V_0] - \mathbb{E}[e^{isV_0}]) . \end{aligned}$$

Applying (33) and the GPK formula (23) yields

$$\begin{aligned} \sum_{k=0}^{\infty} (\mathbb{E}[e^{isV_k} | V_0] - \mathbb{E}[e^{isV_0}]) &= \xi \lim_{q \downarrow 0} \frac{1}{q} \left(\frac{q}{q - \varphi(s)} \left(e^{isV_0} + \frac{ise^{-\psi(q)V_0}}{\psi(q)} \right) - \frac{s\varphi'(0)}{\varphi(s)} \right) \\ &= \xi \lim_{q \downarrow 0} \frac{q (\psi(q)e^{isV_0} + ise^{-\psi(q)V_0}) - \frac{s\varphi'(0)}{\varphi(s)} \psi(q)(q - \varphi(s))}{q(q - \varphi(s))\psi(q)} . \end{aligned}$$

Applying L'Hôpital's rule twice yields

$$\begin{aligned} &\lim_{q \downarrow 0} \frac{q (\psi(q)e^{isV_0} + ise^{-\psi(q)V_0}) - \frac{s\varphi'(0)}{\varphi(s)} \psi(q)(q - \varphi(s))}{q(q - \varphi(s))\psi(q)} \\ &= \lim_{q \downarrow 0} \frac{\psi(q)e^{isV_0} + ise^{-\psi(q)V_0} + q (\psi'(q)e^{isV_0} - is\psi(q)V_0e^{-\psi(q)V_0}) - \frac{s\varphi'(0)}{\varphi(s)} (\psi'(q)(q - \varphi(s)) + \psi(q))}{\psi(q)(q - \varphi(s)) + q(\psi(q) + \psi'(q)(q - \varphi(s)))} \\ &= \lim_{q \downarrow 0} \frac{2\psi'(q)e^{isV_0}(1 - isV_0) + q (\psi^{(2)}(q)e^{isV_0} + is(\psi(q)V_0)^2e^{-\psi(q)V_0}) - \frac{s\varphi'(0)}{\varphi(s)} (\psi^{(2)}(q)(q - \varphi(s)) + 2\psi'(q))}{2\psi(q) + 2\psi'(q)(q - \varphi(s)) + q(2\psi'(q) - \varphi(s))\psi^{(2)}(q)} \\ &= \frac{2\psi'(0)e^{isV_0}(1 - isV_0) - \frac{s\varphi'(0)}{\varphi(s)} (2\psi'(0) - \psi^{(2)}(0)\varphi(s))}{-2\varphi(s)\psi'(0)} . \end{aligned}$$

The proof is completed by applying identities (28)-(29), keeping in mind that $EB^3 < \infty$ together with (25)-(27) imply that all terms in $k_1(\cdot)$ are finite. \square

Lemma 8. *Suppose Assumptions A1-A2 hold. Then, for any $s \geq 0$ and $G \in \mathcal{G}$,*

$$\sum_{k=0}^{\infty} (\mathbb{E}[e^{-is(V_0+V_k)}] - \mathbb{E}^2[e^{-isV}]) = \xi \kappa_1(s; G) ,$$

where

$$\kappa_1(s; G) = \frac{s\ell'(0)}{\varphi(-s)} \left(\frac{\varphi'(0)(s\varphi(s) - s^2\varphi'(s))}{\varphi(s)^3} + \frac{s\varphi'(0)\ell^{(2)}(0)}{2\varphi(s)\ell'(0)^2} \right) .$$

Moreover, there exists a constant K_1 such that

$$\sup_{G \in \mathcal{G}} \sup_{s \geq 0} |\kappa_1(s; G)| \leq K_1 < \infty .$$

Proof of Lemma 8. We make use of the following identity (see [26, Eq. (11)]),

$$\mathbb{E}iV_0e^{isV_0} = \frac{\varphi'(0)(\varphi(s) - s\varphi'(s))}{\varphi(s)^2}.$$

Then by Lemma 7, applying (23), (28), and (29) yields

$$\begin{aligned} \mathbb{E}k_1(V_0) &= \frac{1}{2\varphi(s)} \left(\frac{2s\varphi'(0)(\varphi(s) - s\varphi'(s))}{\varphi(s)^2} - \frac{2s\varphi'(0)}{\varphi(s)} + \frac{s\varphi'(0)}{\varphi(s)} \left(2 + \frac{\varphi(s)\ell^{(2)}(0)}{\ell'(0)^2} \right) \right) \\ &= \frac{\varphi'(0)(s\varphi(s) - s^2\varphi'(s))}{\varphi(s)^3} + \frac{s\varphi'(0)\ell^{(2)}(0)}{2\varphi(s)\ell'(0)^2}. \end{aligned}$$

Applying Lemma 6 and Fubini's theorem we have that

$$\begin{aligned} \sum_{k=0}^{\infty} \left(\mathbb{E}[e^{-is(V_0+V_k)}] - \mathbb{E}^2[e^{-isV}] \right) &= \sum_{k=0}^{\infty} \left(\mathbb{E}[\mathbb{E}[e^{-is(V_0+V_k)}|V_0]] - \mathbb{E}^2[e^{-isV}] \right) \\ &= \sum_{k=0}^{\infty} \mathbb{E}e^{-isV} \left(\mathbb{E}[\mathbb{E}[e^{-isV_k}|V_0]] - \mathbb{E}[e^{-isV}] \right) \\ &= \mathbb{E}e^{-isV} \mathbb{E} \left[\sum_{k=0}^{\infty} \left(\mathbb{E}[e^{-isV_k}|V_0] - \mathbb{E}[e^{-isV}] \right) \right] \\ &= \xi \mathbb{E}k_1(V_0) \mathbb{E}e^{-isV} = \xi \kappa_1(s; G). \end{aligned}$$

Applying L'Hôpital's rule three times to $\kappa_1(s; G)$ yields

$$\sup_{G \in \mathcal{G}} |\kappa_1(0; G)| < \infty \Leftrightarrow \sup_{G \in \mathcal{G}} \varphi^{(3)}(0) < \infty,$$

which is satisfied by (27) and Assumption A1(b). Finally, Lemma 5 ensures that as $\kappa_1(s; G)$ is continuous (with respect to $s \geq 0$) and uniformly bounded (with respect to $G \in \mathcal{G}$) and the statement follows. \square

Lemma 9. *Assume that $V_0 := V(0) < \infty$ almost surely. Then, for any $G \in \mathcal{G}$ as defined in Assumption A1,*

$$k_2(V_0) := \sum_{k=0}^{\infty} (\mathbb{P}(V_k = 0|V_0) - \mathbb{P}(V = 0)) = \frac{\xi}{2} \left(\frac{\ell^{(2)}(0)}{\ell'(0)} - 2V_0 \right).$$

Proof. Applying [26, Lemma. 5] yields

$$\sum_{k=0}^{\infty} (\mathbb{P}(V_k = 0|V_0 = v) - \mathbb{P}(V = 0)) = \xi \lim_{q \downarrow 0} \frac{1}{q} (\mathbb{P}(V(Y_q) = 0|V_0 = v) - \mathbb{P}(V = 0)).$$

Plugging in (24) and (34), and then computing the limit via L'Hôpital's rule yields

$$\begin{aligned}
k_2(v) &= \xi \lim_{q \downarrow 0} \frac{qe^{-\psi(q)v} - \psi(q)\mathbf{P}(V=0)}{q\psi(q)} \\
&= \xi \lim_{q \downarrow 0} \frac{e^{-\psi(q)v} - q\psi'(q)ve^{-\psi(q)v} - \psi'(q)\ell'(0)}{\psi(q) + q\psi'(q)} \\
&= \xi \lim_{q \downarrow 0} \frac{-2\psi'(q)ve^{-\psi(q)v} - q(\psi^{(2)}(q)ve^{-\psi(q)v} - (\psi'(q)v)^2e^{-\psi(q)v}) - \psi^{(2)}(q)\ell'(0)}{2\psi'(q) + q\psi^{(2)}(q)} \\
&= \xi \frac{-2\psi'(0)v - \psi^{(2)}(0)\ell'(0)}{2\psi'(0)}.
\end{aligned}$$

The result follows from (28) and (29). \square

Lemma 10. *Suppose Assumption A1 holds. Then, for any $G \in \mathcal{G}$,*

$$\sum_{k=0}^{\infty} (\mathbf{P}(V_k = V_0 = 0) - \mathbf{P}(V = 0)^2) = \frac{\xi\ell^{(2)}(0)}{2} < \infty.$$

Proof. The conclusion that the series converges is a direct corollary of Lemma 6 for $g(v) = \mathbf{1}\{v = 0\}$. To obtain the explicit term for the series we apply [26, Lemma. 5] once more. By Lemma 9, as $V_0 \sim V$,

$$\begin{aligned}
\sum_{k=0}^{\infty} (\mathbf{P}(V_k = V_0 = 0) - \mathbf{P}(V = 0)^2) &= \sum_{k=0}^{\infty} (\mathbf{P}(V_k = 0|V_0 = 0)\mathbf{P}(V_0 = 0) - \mathbf{P}(V = 0)^2) \\
&= \mathbf{P}(V = 0)\mathbf{E}k_2(0) = \frac{\mathbf{P}(V = 0)\xi\ell^{(2)}(0)}{2\ell'(0)}.
\end{aligned}$$

Finally, plugging in $\mathbf{P}(V = 0) = \ell'(0)$ (see Eq. 24) and identities (28)-(29) yields the result. \square

Lemma 11. *Suppose Assumptions A1-A2 hold. Then, for any $s \geq 0$ and $G \in \mathcal{G}$,*

$$\kappa_2(s; G) = \sum_{k=0}^{\infty} (\mathbf{E}[\mathbf{1}\{V_k = 0\}e^{-isV_0}] - \mathbf{P}(V = 0)\mathbf{E}[e^{-isV}]) = \frac{\xi\varphi'(0)\ell^{(2)}(0)s}{2\ell'(0)\varphi(s)}.$$

Moreover, there exists a constant K_2 such that

$$\sup_{G \in \mathcal{G}} \sup_{s \geq 0} |\kappa_2(s; G)| \leq K_2 < \infty.$$

Proof. The proof follows similar arguments to as in the previous proofs. In particular, Lemmas 6 and 9 yield

$$\begin{aligned}
\kappa_2(s; G) &= \sum_{k=1}^{\infty} (\mathbf{E}[e^{isV_0}\mathbf{1}\{V_k = 0\}] - \mathbf{E}e^{isV}\mathbf{P}(V = 0)) = \mathbf{E}e^{isV}\mathbf{E}\left[\sum_{k=1}^{\infty} (\mathbf{P}(V_k = 0|V_0) - \mathbf{P}(V = 0))\right] \\
&= \mathbf{E}e^{isV}\mathbf{E}K_2(0) = \frac{\xi\varphi'(0)\ell^{(2)}(0)s}{2\ell'(0)\varphi(s)}.
\end{aligned}$$

Lemma 5 established that $\sup_{G \in \mathcal{G}} \sup_{s \geq 0} |\varphi(s)|/s < \infty$, and thus $\sup_{G \in \mathcal{G}} \sup_{s \geq 0} |\kappa_2(s; G)| < \infty$ as well. \square

Lemma 12. *Suppose Assumptions A1-A2 hold. Then, for any $s \geq 0$ and $G \in \mathcal{G}$,*

$$\begin{aligned}\kappa_3(s; G) &= \sum_{k=0}^{\infty} (\mathbb{E}[\mathbf{1}\{V_0 = 0\}e^{-isV_k}] - \mathbb{P}(V = 0)\mathbb{E}[e^{-isV}]) \\ &= \xi \ell'(0) \left(\frac{s\varphi'(0)}{\varphi(s)^2} - \frac{s^2\varphi'(s)\varphi'(0)}{\varphi(s)^3} + \frac{s\varphi'(0)\ell^{(2)}(0)}{2\varphi(s)\ell'(0)^2} \right).\end{aligned}$$

Moreover, there exists a constant K_3 such that

$$\sup_{G \in \mathcal{G}} \sup_{s \geq 0} |\kappa_3(s; G)| \leq K_3 < \infty.$$

Proof. As in the previous proofs, applying Lemmas 6 and 7 yields

$$\begin{aligned}\kappa_3(s; G) &= \sum_{k=1}^{\infty} (\mathbb{E}[\mathbf{1}\{V_0 = 0\}e^{-isV_k}] - \mathbb{P}(V = 0)\mathbb{E}[e^{-isV}]) \\ &= \mathbb{P}(V = 0)\mathbb{E} \left[\sum_{k=1}^{\infty} (\mathbb{E}[e^{-isV_k} | V_0] - \mathbb{E}[e^{-isV}]) \right] \\ &= \xi \mathbb{P}(V = 0)\mathbb{E}k_1(V_0) = \xi \ell'(0) \left(\frac{s\varphi'(0)}{\varphi(s)^2} - \frac{s^2\varphi'(s)\varphi'(0)}{\varphi(s)^3} + \frac{s\varphi'(0)\ell^{(2)}(0)}{2\varphi(s)\ell'(0)^2} \right).\end{aligned}$$

Finally, repeating the arguments in the proof of Lemma 8 and applying Lemma 5 yields that $\sup_{s \geq 0} |\kappa_3(s; G)|$ is uniformly bounded on \mathcal{G} . \square

3.3 Proofs of Propositions 3 and 4

Proof of Proposition 3. Assume $G \in \mathcal{G}$, then $\lim_{s \rightarrow \infty} |\mathbb{E}e^{isV}| = \mathbb{P}(V = 0) > \delta$ by Assumption A1(a), implying that if $\epsilon < \delta/2$ then $\epsilon < \inf_{s \geq 0} |\mathbb{E}e^{isV}|/2$. Hence,

$$\left\{ \left| \frac{1}{n} \sum_{j=1}^n e^{isV_j} \right| \leq \epsilon \right\} \subseteq \left\{ \left| \frac{1}{n} \sum_{j=1}^n e^{-isV_j} - \mathbb{E}e^{isV} \right| > \epsilon \right\}.$$

By Chebyshev's inequality,

$$\mathbb{P} \left(\left| \frac{1}{n} \sum_{j=1}^n e^{isV_j} \right| \leq \epsilon \right) \leq \mathbb{P} \left(\left| \frac{1}{n} \sum_{j=1}^n e^{isV_j} - \mathbb{E}e^{isV} \right| > \epsilon \right) \leq \frac{\text{Var} \left[\frac{1}{n} \sum_{j=1}^n e^{isV_j} \right]}{\epsilon^2}.$$

Assumption A2 implies that $\text{Cov}(g(V_j), g(V_{j+k})) = \text{Cov}(g(V_0), g(V_k))$ for any function g and $j, k \geq 0$, hence

$$\begin{aligned}\text{Var} \left[\frac{1}{n} \sum_{j=1}^n e^{isV_j} \right] &= \frac{1}{n^2} \sum_{j=1}^n \sum_{k=1}^n \text{Cov}(e^{isV_j}, e^{isV_k}) \\ &= \frac{1}{n} \left(\text{Var}[e^{isV}] + 2 \sum_{k=1}^{n-1} \frac{n-k}{n} \text{Cov}(e^{isV_0}, e^{isV_k}) \right).\end{aligned}$$

Clearly, $\text{Var}[e^{isV}]$ is uniformly bounded in \mathcal{G} by a constant (for any $s \geq 0$). As the random variables in the covariance series are complex valued and the CF is hermitian, we have that

$$\text{Cov}(e^{isV_0}, e^{isV_k}) = \mathbb{E}[e^{-isV_0+isV_k}] - \mathbb{E}[e^{-isV_0}]\mathbb{E}[e^{isV_0}] .$$

By Lemma 8, under Assumption A1, there exists a constant K_1 such that

$$\left| \sum_{k=1}^{\infty} (\mathbb{E}[e^{-isV_0+isV_k}] - \mathbb{E}[e^{-isV_0}]\mathbb{E}[e^{isV_0}]) \right| \leq K_1 < \infty, \forall s \geq 0 .$$

Therefore, we conclude that there exists a constant $0 < C_1 < \infty$ such that

$$\text{Var} \left[\frac{1}{n} \sum_{j=1}^n e^{isV_j} \right] = \frac{1}{n} \left(\text{Var}[e^{isV}] + 2 \sum_{k=1}^{n-1} \frac{n-k}{n} \text{Cov}(e^{isV_0}, e^{isV_k}) \right) \leq \frac{C_1}{n} .$$

Finally, as the bound in Lemma 8 is uniform on \mathcal{G} we conclude that the same C_1/n bounds the supremum of variances and the statement follows. \square

Proof of Proposition 4. By construction of the estimator, we have that $\mathbb{E}Z_j(s) = 0$ for any $j \geq 1$. Furthermore, Assumption A2 implies that $Z_1(s)$ is stationary, and thus

$$\begin{aligned} \mathbb{E} \left| \frac{1}{n} \sum_{j=1}^n Z_j(s) \right|^2 &= \text{Var} \left[\frac{1}{n} \sum_{j=1}^n Z_j(s) \right] = \frac{1}{n^2} \left(n \text{Var}[Z_1(s)] + 2 \sum_{k=2}^n (n-k) \text{Cov}(Z_1(s), Z_k(s)) \right) \\ &= \frac{1}{n} \left(\text{Var}[Z_1(s)] + 2 \sum_{k=2}^n \frac{n-k}{n} \mathbb{E}[Z_1(s) \overline{Z_k(s)}] \right) . \end{aligned}$$

For $j \geq 1$ and $s \geq 0$, let $R_j(s) = \Re(Z_j(s))$ and $I_j(s) = -\Im(Z_j(s))$, i.e., $Z_j(s) = R_j(s) + iI_j(s)$. Let $\varphi(s) = u_s + iv_s$, then we can write

$$\begin{aligned} R_j(s) &= (\xi - u_s) \cos(sV_j) + v_s \sin(sV_j) - \xi \cos(sV_{j-1}) , \\ I_j(s) &= (\xi - u_s) \sin(sV_j) - v_s \cos(sV_j) - \xi \sin(sV_{j-1}) - s \mathbf{1}\{V_j = 0\} . \end{aligned}$$

Straightforward manipulations yield

$$\begin{aligned} \overline{Z_j(s)} &= R_j(s) - iI_j(s) = (\xi - u_s - v_s)(\cos(sV_j) - i \sin(sV_j)) - \xi(\cos(sV_{j-1}) + i \sin(sV_{j-1})) + is \mathbf{1}\{V_j = 0\} \\ &= (\xi - \varphi(-s))e^{-isV_j} - \xi e^{-isV_{j-1}} + is \mathbf{1}\{V_j = 0\} , \end{aligned}$$

where the last equality used (32), i.e., the hermitian property of φ . Combining the above yields

$$\begin{aligned} Z_1(s) \overline{Z_k(s)} &= (\xi - \varphi(s))(\xi - \varphi(-s))e^{-is(V_k - V_1)} + \xi^2 e^{-is(V_{k-1} - V_0)} + s^2 \mathbf{1}\{V_1 = V_k = 0\} \\ &\quad - \xi(\xi - \varphi(s))e^{-is(V_{k-1} - V_0)} + is(\xi - \varphi(s))e^{isV_1} \mathbf{1}\{V_k = 0\} - \xi(\xi - \varphi(s))e^{-is(V_k - V_0)} \\ &\quad - is(\xi - \varphi(-s))e^{-isV_k} \mathbf{1}\{V_1 = 0\} - \xi is e^{isV_0} \mathbf{1}\{V_k = 0\} - \xi is e^{-isV_{k-1}} \mathbf{1}\{V_1 = 0\} \\ &= A_k(s) + B_k(s) + C_k(s) + D_k(s) , \end{aligned}$$

where

$$\begin{aligned}
A_k(s) &= (\xi - \varphi(s))(\xi - \varphi(-s))e^{-is(V_k - V_1)} + \xi\varphi(s)e^{-is(V_{k-1} - V_0)} - \xi(\xi - \varphi(s))e^{-is(V_k - V_0)} , \\
B_k(s) &= is [(\xi - \varphi(s))e^{isV_1}\mathbf{1}\{V_k = 0\} - \xi e^{isV_0}\mathbf{1}\{V_k = 0\}] , \\
C_k(s) &= -is [(\xi - \varphi(-s))e^{-isV_k}\mathbf{1}\{V_1 = 0\} + \xi e^{-isV_{k-1}}\mathbf{1}\{V_1 = 0\}] , \\
D_k(s) &= s^2\mathbf{1}\{V_1 = V_k = 0\} .
\end{aligned}$$

Lemma 8 implies that there exists a constant $K_4 < \infty$ such that

$$\sum_{k=1}^{\infty} |\mathbb{E}[A_k(s)] - \mathbb{E}[A_1(s)]| \leq K_4 ,$$

where we $A_1(s)$ is the stationary mean due to Assumption A2. Similarly, Lemmas 11, 12 and 10, respectively imply that there exist constants K_5, K_6, K_7 such that

$$\begin{aligned}
\sum_{k=1}^{\infty} |\mathbb{E}[B_k(s)] - \mathbb{E}[B_1(s)]| &\leq sK_5 < \infty , \\
\sum_{k=1}^{\infty} |\mathbb{E}[C_k(s)] - \mathbb{E}[C_1(s)]| &\leq sK_6 < \infty , \\
\sum_{k=1}^{\infty} |\mathbb{E}[D_k(s)] - \mathbb{E}[D_1(s)]| &\leq s^2K_7 < \infty .
\end{aligned}$$

Let $\bar{K} = \max\{K_4, K_5, K_6, K_7\}$. As $\mathbb{E}[Z_1(s)] = 0$, combining the above yields

$$\sum_{k=1}^n |\mathbb{E}[Z_1(s)\overline{Z_k(s)}]| = \sum_{k=1}^n |\mathbb{E}[Z_1(s)\overline{Z_k(s)}] - \mathbb{E}^2[Z_1(s)]| \leq \max\{1, s^2\}\bar{K} ,$$

and

$$\left| \sum_{k=2}^n \frac{n-k}{n} \mathbb{E}[Z_1(s)\overline{Z_k(s)}] \right| \leq 2 \max\{1, s^2\}\bar{K} .$$

For the lower bound we can focus on the variance term

$$\text{Var}[Z_1(s)] = \mathbb{E}[Z_1(s)\overline{Z_1(s)}] ,$$

because if it has a lower bound of order s^2/n then the order of the covariance term is not relevant (due to the upper bound established above). The exponential functions and indicators in the above expression for $Z_1(s)\overline{Z_1(s)}$ are all bounded by one in absolute value, hence $\mathbb{E}[Z_1(s)\overline{Z_1(s)}]$ is bounded from above and below by quadratic functions of $s \geq 1$. Thus, the proof is complete. \square

4 Unknown arrival rate

So far we have assumed that the arrival rate of jobs, λ , is known. However, this may not be the case in various applications. Therefore, we would like to be able to simultaneously estimate both

elements of the input process, i.e., G and λ . One way to do this is by utilizing the stationary expected utilization rate:

$$P(V > 0) = \rho = \lambda EB = \lambda \int_0^\infty (1 - G(x)) dx .$$

Plugging in the inversion formula (4) we have,

$$P(V > 0) = \lambda \int_0^\infty \left(\frac{1}{\pi} \int_0^\infty \frac{1}{s} \Im\{\gamma(s)e^{-isx}\} ds - \frac{1}{2} \right) dx .$$

The estimators $(\hat{\lambda}_n, \hat{G}_n^{(h)})$ are given by solving

$$\frac{1}{n} \sum_{j=1}^n \mathbf{1}\{V_j > 0\} = \hat{\lambda}_n \int_0^k (1 - \hat{G}_n^{(h)}(x; \hat{\lambda}_n)) dx , \quad (35)$$

where $\hat{G}_n^{(h)}(x; \hat{\lambda}_n)$ is the inversion estimator defined in Section 1.1 with $\lambda = \hat{\lambda}_n$ and $k > 0$ is an additional truncation parameter. Observe that solving (35) entails another step of numerical integration. The convergence rate results of Section 2 do not carry over directly to the simultaneous estimator. Firstly, there is an additional bias term due to the truncation parameter k of the second integral. The variance-bias decomposition in this case is no longer straightforward due to the doubly infinite integration domain. Secondly, Proposition 4, which is a crucial step towards Theorem 1, requires modification to take into account the covariance of $\hat{\lambda}_n$ and the sequence $(Z_1(s), \dots, Z_n(s))$. For these reasons, establishing the asymptotic performance of the simultaneous estimator is left as an open challenge. Nevertheless, simulation experiments suggest that for a large sample, the accuracy of the estimator is close to that of the original estimator that relies on the known arrival rate.

Figure 5 compares the CDF estimators, with and without knowledge of the true λ , for a mixture of Gamma distributions with $\boldsymbol{\alpha} = (1.5, 5)$, $\boldsymbol{\beta} = (0.8, 10)$, and $\boldsymbol{p} = (0.4, 0.6)$. A sample of $n = 40,000$ workload observations was taken, hence Theorem 2 prescribes selecting $h = n^{1/5} \approx 8$. Indeed, this choice yields a very good fit when the true λ is used. However, for the simultaneous estimator of both the CDF and arrival rate given in (35), the fit appears to be better for lower values of $h \in [4, 6]$. This is likely due to an increased variance of the error in the CDF estimation step. While the estimator with known λ clearly outperforms the one without, the latter still yields a good estimator and appears to converge to the true function as the sample size grows (possibly at a slower rate).

5 Concluding remarks

This work has presented a nonparametric method for the estimation of the job-size CDF in a storage system with periodic workload observations. Assuming that the distributions belong to a smoothness class satisfying $\lim_{s \rightarrow \infty} |\gamma(s)|s^\eta \leq C_0$, it was shown that the convergence rate of the risk is $O(n^{-\eta/(1+\eta)})$. For some distributions in this class, the convergence rate is actually faster due to the faster decay of the bias term. For example, if $\lim_{s \rightarrow \infty} |\gamma(s)|e^{-\omega s} \leq C$ for some $\omega > 0$ (e.g., the Normal distribution truncated at zero), then an improved rate can be obtained. Specifically, applying the arguments used in the proof of Theorem 2 it can be shown that setting $h_n = L_w(\sqrt{n}) \approx \log \sqrt{n} - \log \log \sqrt{n}$, where $L(\cdot)$ is the Lambert W function, yields a convergence

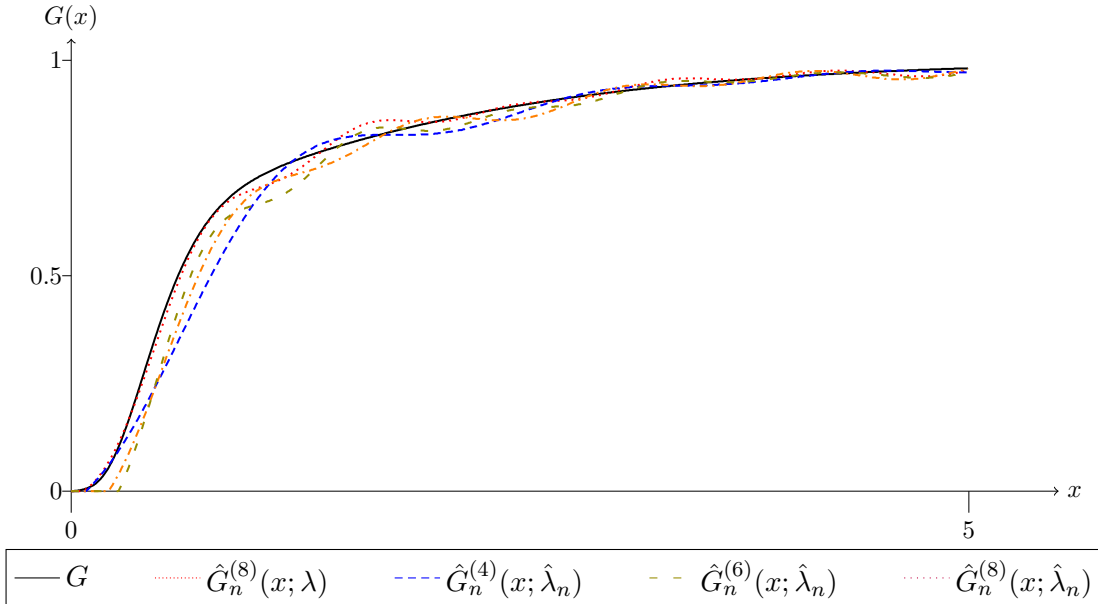


Figure 5: The estimators are based on a simulation of $n = 40,000$ workload observations with sampling rate $\xi = 0.5$. The arrival rate is $\lambda = 1$ and the true CDF G (black solid line) is a mixture of gamma distributions $\alpha = (1.5, 5)$, $\beta = (0.8, 10)$ and $\mathbf{p} = (0.4, 0.6)$. The true CDF is compared with the estimator with the true λ (with $h = 8$) and the estimated $\hat{\lambda}_n$ for $h \in \{4, 6, 8\}$.

rate of $O(L_w(\sqrt{n})^2/n)$. An open question that remains is whether the estimator is rate-optimal, in the sense that no other estimator based on the same workload observations achieves a faster rate of convergence. There is no reason to believe this is the case, but verifying that one can actually do better appears to be a very challenging problem due to the complex dependence structure of the data. As far as the author is aware, the estimator for G presented here is the only nonparametric estimator with a rate guarantee for an M/G/1 system with workload observations. An additional issue is that the smoothness parameter η of the underlying class of distributions is unknown, hence the truncation parameter h_n must be selected heuristically in practice. This calls for development of an adaptive estimation technique that learns the smoothness parameter from the data (see [14] for such a scheme in the deconvolution setting).

A direct extension that may be more realistic in some settings is sampling the workload with a probe, which affects performance. For instance, suppose that every probe adds a small deterministic amount of work $d > 0$. The only modification required is adapting the conditional CF in (33) with the previous workload being $V_{j-1} + d$ instead of V_{j-1} . The estimator will now include new constants of the form e^{id} , which entail some adaptations to the computations presented here, but this has no effect on the covariance structure of the observations. An additional extension is to allow for deterministic sampling of the workload instead of Poisson sampling. In this case, one cannot use an exact estimation equation because the conditional workload CF based on the previous observation is not tractable. However, this can be overcome using a resampling scheme that mimics a Poisson process, which was introduced in [29]. There it is shown that the characteristic exponent can be estimated consistently when the observations are equidistant, and this carries over to the CF estimator presented here. Establishing a guarantee on the convergence rate of the covariance terms and, subsequently, the risk in our setting is an open problem for the

deterministic sampling scheme.

The approach presented here can also be applied to nonparametric estimation of the job-size density, assuming it exists and satisfies some regularity conditions. An interesting generalization is to extend the analysis to the setting of a Lévy-driven queue, where the input is some general subordinator and not necessarily a compound Poisson process (see [15]). The goal here would be to estimate the underlying Lévy measure of the input. The CF estimator in this case can be obtained directly from [31], which dealt with this general setting. However, inverting the net input CF to the Lévy measure is not straightforward. One possibility is to apply the inversion technique used in [22], which entails the estimation of the first and second derivatives of the CF. Another potential generalization is that of a Markov-modulated input process for which similar estimation equations can be constructed for the Poisson sampling scheme (see [4]). In the author's view, these directions raise various interesting and challenging questions to be considered in future work.

Acknowledgements

The author is grateful to Alexander Goldenshluger and Michel Mandjes for many fruitful discussions and for their helpful feedback on drafts of this work.

References

- [1] A. Asanjarani, Y. Nazarathy, and P. Taylor. A survey of parameter and state estimation in queues. *Queueing Systems*, 97(1):39–80, 2021.
- [2] S. Asmussen. *Applied probability and queues*. Springer, New York, NY, USA, 2003.
- [3] S. Asmussen, J.L. Jensen and L. Rojas-Nandayapa. On the Laplace transform of the lognormal distribution. *Methodology and Computing in Applied Probability*, 18:441–458, 2016.
- [4] S. Asmusse and O. Kella. A multi-dimensional martingale for Markov additive processes and its applications. *Advances in Applied Probability*, 32(2):376–393, 2000.
- [5] K.B. Athreya and S.N. Lahiri. *Measure theory and probability theory*. Springer, New York, NY, USA, 2006.
- [6] F. Baccelli, B. Kauffmann, and D. Veitch. Inverse problems in queueing theory and internet probing. *Queueing Systems*, 63(1):59–107, 2009.
- [7] I.V. Basawa and U.N. Bhat and R. Lund. Maximum likelihood estimation for single server queues from waiting time data. *Queueing Systems*, 24:155–167, 1996.
- [8] I.V. Basawa and N.U. Prabhu. Large sample inference from single server queues. *Queueing Systems*, 3:289–304, 1988.
- [9] Belomestny, D. and Reiß, M. (2015). Estimation and calibration of Lévy models via Fourier methods. In *Lévy Matters IV*, pages 1–76. Springer.
- [10] Bingham, N. H. and Pitts, S. M. (1999). Non-parametric estimation for the M/G/ ∞ queue. *Annals of the Institute of Statistical Mathematics*, 51(1):71–97.
- [11] U.N. Bhat and S.S. Rao. Statistical analysis of queueing systems. *Queueing Systems*, 1:217–247, 1987.
- [12] B. Buchmann and R. Grübel. Decompounding: an estimation problem for Poisson random sums. *The Annals of Statistics*, 31(4):1054–1074, 2003.

- [13] F. Comte and V. Genon-Catalot. Nonparametric estimation for pure jump Lévy processes based on high frequency data. *Stochastic Processes and their Applications*, 119(12):4088–4123, 2009.
- [14] I. Dattner, A. Goldenshluger, and A. Juditsky. On deconvolution of distribution functions. *The Annals of Statistics*, 39(5):2477–2501, 10 2011.
- [15] K. Dębicki and M. Mandjes. *Queues and Lévy fluctuation theory*. Springer, 2015.
- [16] B. van Es, S. Gugushvili, P. Spreij. A kernel type nonparametric density estimator for decompounding. *Bernoulli*, 13(3):672–694, 2007.
- [17] B. van Es, S. Gugushvili, P. Spreij. A kernel type nonparametric density estimator for decompounding. *Bernoulli*, 13(3):672–694, 2007.
- [18] J. Fan. On the optimal rates of convergence for nonparametric deconvolution problems. *The Annals of Statistics*, 19(3):1257–1272, 1991.
- [19] A. Goldenshluger. Nonparametric estimation of the service time distribution in the M/G/∞ queue. *Advances in Applied Probability*, 48(4):1117–1138, 2016.
- [20] A. Goldenshluger and D.T. Koops. Nonparametric estimation of service time characteristics in infinite-server queues with nonstationary Poisson input. *Stochastic Systems*, 9(3):183–207, 2019.
- [21] S. Gugushvili, E. Mariucci, and F. van der Meulen. Decompounding discrete distributions: A nonparametric Bayesian approach. *Scandinavian Journal of Statistics*, 47(2):464–492, 2020.
- [22] S. Gugushvili. Nonparametric inference for discretely sampled Lévy processes. *Annales de l’IHP Probabilités et statistiques*, 48(1):282–307, 2012.
- [23] M. B. Hansen and S. M. Pitts. Nonparametric inference from the M/G/1 workload. *Bernoulli*, 12(4):737–759, 2006.
- [24] T. Kawata. *Fourier analysis in probability theory*. Academic Press, 1972.
- [25] O. Kella, O. Boxma, and M. Mandjes. A Lévy process reflected at a Poisson age process. *Journal of Applied Probability*, 43(1):221–230, 2006.
- [26] M. Mandjes and L. Ravner. Hypothesis testing for a Lévy-driven storage system by Poisson sampling. *Stochastic Processes and their Applications*, 133:41–73, 2021.
- [27] S. Meyn and R. Tweedie. *Markov chains and stochastic stability*. Cambridge University Press, 2nd Edition, Cambridge, UK, 2009.
- [28] M.H. Neumann and M. Reiß. Nonparametric estimation for Lévy processes from low-frequency observations. *Bernoulli*, 15(1):223–248, 2009.
- [29] D. Nieman, M. Mandjes and L. Ravner. Input estimation in a discretely observed Lévy-driven storage system, arXiv preprint [arXiv:2205.09980](https://arxiv.org/abs/2205.09980), 2022.
- [30] N.U. Prabhu. *Stochastic storage processes: queues, insurance risk, and dams, and data communication*. Springer Science & Business Media Press, 2nd Edition, New York, NY, 1998.
- [31] L. Ravner, O. Boxma, and M. Mandjes. Estimating the input of a Lévy-driven queue by Poisson sampling of the workload process. *Bernoulli*, 25(4B):3734–3761, 2019.
- [32] J.F. Reynolds. The covariance structure of queues and related processes—a survey of recent work. *Advances in Applied Probability*, 7(2):383–415, 1975.
- [33] S. Schweer and C. Wichelhaus. Nonparametric estimation of the service time distribution in the discrete-time GI/G/∞ queue with partial information. *Stochastic Processes and their Applications*, 125(1):233–253, 2015.
- [34] A. B. Tsybakov. *Introduction to nonparametric estimation*. Springer Series in Statistics. Springer, New York, 2009.
- [35] P. Tuominen and R. Tweedie. Subgeometric rates of convergence of f-ergodic Markov chains. *Advances in Applied Probability*, 26(3), 775–798, 1994.