

# On the Binary Symmetric Channel with a Transition Probability Determined by a Poisson Distribution

A.J. Han Vinck  
 Univ. Duisburg - Essen, Germany  
 Univ. of Johannesburg, SA

Fatma Rouissi  
 Lab. GRES'COM, Ecole  
 Supérieure des Communications de  
 Tunis, Tunisia

**Abstract**— The classical Binary Symmetric Channel has a fixed transition probability. We discuss the Binary Symmetric Channel with a variable transition probability that depends on a Poisson distribution. The error rate for this channel is determined and we also give bounds for the channel capacity. We give a motivation for the model based on the Class-A impulse noise model, as given by Middleton. The channel model can be extended to the Additive White Gaussian Channel model, where the noise variance also depends on a Poisson distribution.

**Keywords**— BSC, Poisson distribution, BER, Capacity, Noise Variance

## I. INTRODUCTION

The binary symmetric channel (BSC) model [1] is a classical communication model with binary input, binary output and with a fixed transition probability, see Fig. 1.

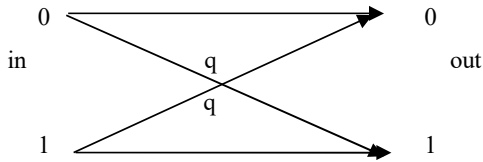


Figure 1. The binary symmetric channel (BSC)

In this case, we calculate the transition probability,  $q$ , for a coherent 2-FSK transmission with hard decision (binary) at the receiver [1] using the Q-function, i.e.

$$q = Q\left(\sqrt{\frac{E_b}{2 \times \sigma_g^2}}\right),$$

where  $E_b$  is the signal energy per bit and  $\sigma_g^2$  is the Additive White Gaussian Noise (AWGN) variance, respectively.  $Q(x)$  is the probability that a standard normal random variable takes a value larger than  $x$ . We use coherent 2-FSK modulation for the rest of this correspondence.

We modify the model in such a way, that the transition probability is varying according to a Poisson distribution, see Fig. 2.

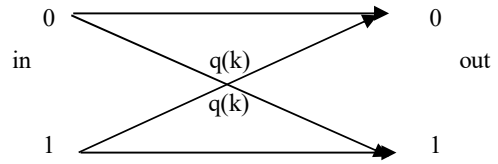


Figure 2. The BSC with variable transition probability

We call this model Channel I. For this model, the transition probability  $q(k)$  is given by

$$q(k) = Q\left(\sqrt{\frac{E_b}{2 \times \left(\sigma_g^2 + \frac{k\sigma_f^2}{A}\right)}}\right), \quad (1)$$

where  $k$  is Poisson-distributed with the property that the average  $\langle k \rangle = A$  and the variance  $\langle k^2 \rangle = A$ . Note: we use the probability  $P(k) = (A^k e^{-A}/k!)$  for a Poisson-distributed variable  $k$ . The noise consists of the sum of two independent AWGN noise sources, both with average zero and sum variance  $\sigma_k^2 = \frac{k\sigma_f^2}{A} + \sigma_g^2$ . The source with noise variance  $\sigma_g^2$  can be considered as a background noise, i.e. always present with the same variance. The variance  $\sigma_f^2$  represents the average impulsive noise variance per symbol.

For small values of  $A$ , a symbol is disturbed with probability  $P(k=0) \approx (1-A)$  by background noise with variance  $\sigma_g^2$ , or with probability  $P(k=1) \approx A$  by noise with variance  $\sigma_g^2 + \sigma_f^2/A$ , which can be large. For large values of  $A$ ,  $k$  is close to its average value  $A$  and the noise variance approaches  $\sigma_g^2 + \sigma_f^2$ .

The motivation for this channel is given by the Class-A impulse noise model as defined by Middleton [2]. Using this model, a symbol is disturbed by AWGN in addition to  $k$  AWGN impulses, each with variance  $\frac{\sigma_f^2}{A}$ . Again,  $k$  is Poisson distributed with average  $A$ . At the 2-FSK demodulator, we take a binary decision and end-up with the binary symmetric channel as given in Fig. 2.

We also consider another channel, Channel II, where the transition probability is given by

$$q(k) = Q\left(\sqrt{\frac{E_b}{2 \times (\sigma_g^2 + k\sigma_l^2)}}\right). \quad (2)$$

Note that here the sum noise variance is  $\sigma_g^2 + k\sigma_l^2$ , depending on  $A$  only via the parameter  $k$ . For small values of  $A$ , the noise has the variance  $\sigma_g^2$  with  $P(k=0) \approx (1-A)$  or the variance  $(\sigma_g^2 + \sigma_l^2)$  with  $P(k=1) \approx A$ . For large values of  $A$ ,  $k$  is close to its average value  $A$  and thus the variance of the disturbance approaches  $\sigma_g^2 + A\sigma_l^2$ .

In this correspondence, we investigate the average error probability for Channel I and Channel II for various values of  $A$ , section II. Based on the calculations, we further look at the channel capacity, section III. We compare the capacity results for informed - and non-informed decoder about the value of  $k$ . We conclude in section IV. The Appendix gives an extension of the model to a Gaussian channel with arbitrary input.

## II. ERROR PROBABILITY

To present our results, in the sequel, we set  $\sigma_l^2 = 7.28 \cdot 10^{-4}$  Watt,  $\sigma_g^2 = 7.28 \cdot 10^{-7}$  Watt and the energy per bit  $E_b = 7.28 \cdot 10^{-3}$  Joules [3,4].

The error probability for Channel I (Fig.2) depends on  $k$  and can be formulated as

$$BER(\text{channel I}) = \sum_{k=0}^{\infty} \frac{e^{-A} A^k}{k!} \times Q\left(\sqrt{\frac{E_b}{2 \times (\sigma_g^2 + \frac{k\sigma_l^2}{A})}}\right). \quad (3)$$

Since the  $Q$  function is convex for  $k \geq 1$ , we cannot use the average noise variance  $\sigma_g^2 + \sigma_l^2$  to calculate the  $BER(\text{channel I})$ . Instead, we use the properties of the Poisson distribution and first calculate the variance of  $(\sigma_g^2 + \frac{k\sigma_l^2}{A})$ , which is equal to  $(\frac{\sigma_l^4}{A})$  [3,4]. Hence, for large values of  $A$  (or small values of  $\sigma_l^2$ ), this variance goes to zero, see Fig. 3.

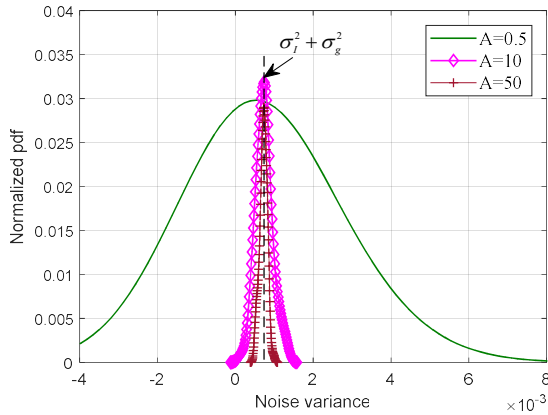


Figure 3. Normalized probability density function of the noise variance for different values of  $A$

For large  $A$ , the relevant contributing probabilities in (3) are close to  $P(k=A)$ . As result, the  $BER(\text{channel I})$  approaches:

$$\lim_{A \rightarrow \infty} BER(\text{Ch I}) = Q\left(\sqrt{\frac{E_b}{2 \times (\sigma_g^2 + \sigma_l^2)}}\right). \quad (4)$$

For small values of  $A$ , the value of the  $Q$  function approaches  $1/2$ . Hence, in this limiting case, the error rate approaches

$$\lim_{A \rightarrow 0} BER(\text{Ch. I}) = e^{-A} Q\left(\sqrt{\frac{E_b}{2 \times (\sigma_g^2)}}\right) + A/2, \quad (5)$$

which is close to the error rate for the AWGN channel with variance  $\sigma_g^2$ . For small  $\sigma_g^2$ , the BER is approximately equal to  $A/2$ , see Fig. 4. Note that

$$Q\left(\sqrt{\frac{E_b}{2 \times (\sigma_g^2)}}\right) (k=0) \leq Q\left(\sqrt{\frac{E_b}{2 \times (\sigma_g^2 + \sigma_l^2)}}\right).$$

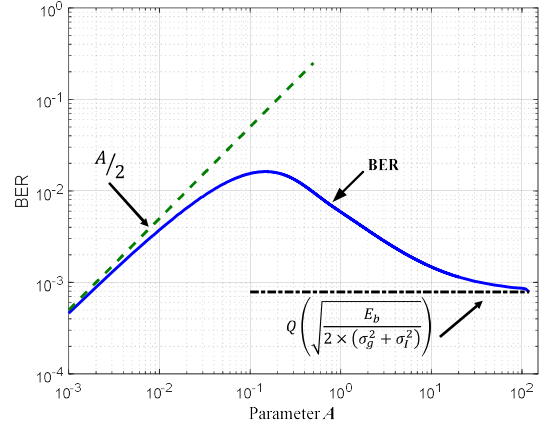


Figure 4. BER versus  $A$ , (3)

For our particular choice of  $E_b$  and  $\sigma_l^2$ , an error floor appears for in between values of  $A$ , see Fig. 5. The SNR is defined as  $10 \log_{10} (E_b/\sigma_g^2)$  dB, with variable  $\sigma_g^2$ .

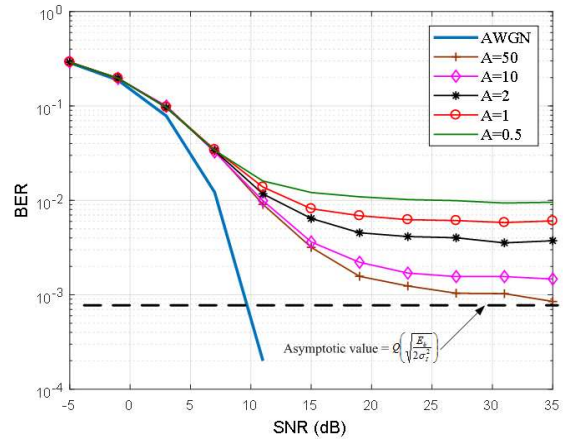


Figure 5. BER versus SNR of a 2-FSK system for different values of  $A$

As another varying channel, we can look at the channel II where the noise variance equals  $\sigma_g^2 + k\sigma_f^2$ , which depends on  $k$  and it is again connected to the Poisson distribution with parameter  $A$ . The BER is given by

$$BER(Ch. II) = \sum_{k=0}^{\infty} \frac{e^{-A} A^k}{k!} \times Q\left(\sqrt{\frac{E_b}{2 \times (\sigma_g^2 + k\sigma_f^2)}}\right). \quad (6)$$

For large values of  $A$ , the relevant values of  $k$  are large and thus, we expect  $Q\left(\sqrt{\frac{E_b}{2 \times (\sigma_g^2 + k\sigma_f^2)}}\right) \approx 1/2$  and

$$\lim_{A \rightarrow \infty} BER(Ch. II) = 1/2. \quad (7)$$

For small values of  $A$ ,  $P(k=0) = e^{-A} \approx 1 - A$ , and thus we expect the BER to be close to

$$\lim_{A \rightarrow 0} BER(Ch. II) = (1 - A)Q\left(\sqrt{\frac{E_b}{2 \times (\sigma_g^2)}}\right) + A Q\left(\sqrt{\frac{E_b}{2 \times (\sigma_g^2 + \sigma_f^2)}}\right). \quad (8)$$

The value of  $\sigma_g^2$  is small compared to  $\sigma_f^2$ , and thus for small  $A$ , the BER(Ch. II, small  $A$ ) is approximately equal to  $AQ\left(\sqrt{\frac{E_b}{2 \times (\sigma_g^2 + \sigma_f^2)}}\right)$ . In Fig. 6, we illustrate the BER for channel II.

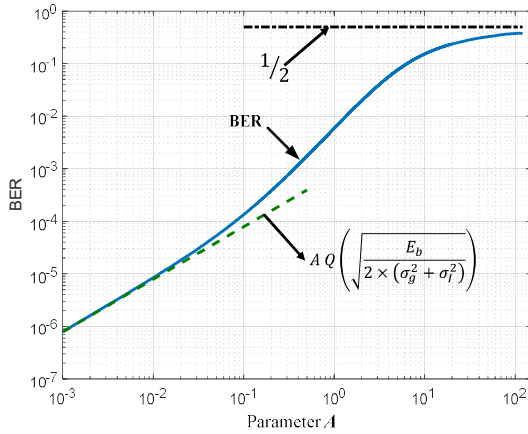


Figure 6. The BER for channel II as a function of  $A$ .

The BER can be used to estimate the channel capacities for Channel I and Channel II, section III.

### III. CAPACITY

In Information theory, the channel capacity is an important part of channel evaluation, [5,6]. For the binary symmetric channel, the capacity is  $C = 1 - H(q)$ , where  $H(q)$  is the binary entropy function, with a maximum value of 1. Channel I and Channel II are symmetric and thus the capacity achieving input probability distribution  $P(in) = (1/2, 1/2)$ . In general, the capacity is given by  $H(Y) - H(Y/X)$ , where  $X$

and  $Y$  are the input - and output - random variables, respectively. For these two channels and  $P(in) = (1/2, 1/2)$ , the output probability distribution is  $P(out) = (1/2, 1/2)$ . Hence, to find the capacity, we have to find the entropy  $H(Y/X) = H(Noise)$ . When receiver and transmitter are not informed about the value of  $k$ , the  $H(Noise) = H(BER)$ . The channel capacity is then  $C = 1 - H(BER)$ .

Suppose that the receiver is informed about the value of  $k$  (state of the channel), then the capacity is given by

$$\begin{aligned} C_{informed} &= P(k=0)C(k=0) + P(k=1)C(k=1) + \dots \\ &= 1 - P(k=0)H(q(k=0)) - P(k=1)H(q(k=1)) + \dots \\ &= 1 - \sum_{k=0}^{\infty} P(k) H(q(k)) \end{aligned} \quad (9)$$

$$\geq 1 - H(\overline{q(k)}) \quad (\text{using the entropy convexity}) \quad (10)$$

where  $q(k) = Q\left(\sqrt{\frac{E_b}{2 \times (\sigma_g^2 + \frac{k\sigma_f^2}{A})}}\right)$  and  $\overline{q(k)} = BER$  as given in (3) for channel I and (6) in channel II.

Fig. 7 illustrates the capacities for Channel I for different values of  $A$  for informed and non-informed receiver.

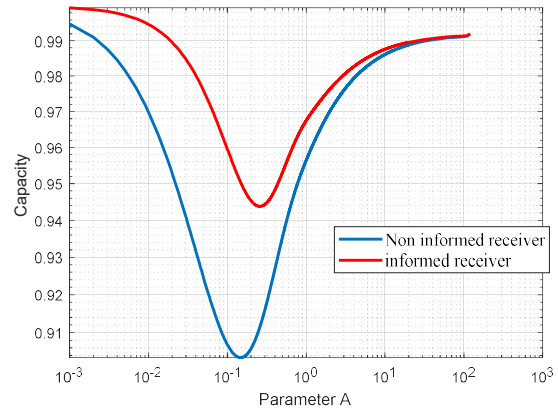


Figure 7. Capacity for Channel I as a function of  $A$ .

For large values of  $A$ , the capacity is determined by (4), since the variance of  $\left(\frac{k\sigma_f^2}{A}\right) = \left(\frac{\sigma_f^2}{A}\right)$ , which goes to 0 for large  $A$ . Hence, information at the receiver about  $k$  does not help since all relevant values of  $k$  are close to the average  $A$  and thus the BER is equal to (4).

For small values of  $A$ , the information at the receiver does help. The value of  $\sum_{k=0}^1 P(k) H(q(k)) \approx A$ , whereas  $H(\overline{q(k)}) \approx H(A/2)$ . Note, that  $(1 - A) > 1 - H(A/2)$  for  $A < 1$ . As an example, we calculate (9) and (10) when  $A = 0.01$ . In this case, for the given noise variances, we obtain  $1 - \sum_{k=0}^{\infty} P(k) H(q(k)) \approx 0.99$  and  $1 - H(\overline{q(k)}) \approx 0.96$ .

**Remark:** From Fig. 7, we can see that for the non-informed receiver the capacity for  $A = 0.02$  is the same as for the informed receiver at  $A = 0.2$ . Hence, in order to obtain the same performance, we have to increase  $E_b$  for the non-informed model with a factor of 10. This shows the importance of channel information at the receiver. Noise

mitigation is an important topic. In [7], we find an approach using noise estimation at the receiver.

Fig. 8 illustrates the capacities for Channel II for different values of  $A$  for informed and non-informed receiver. The values of (9) and (10) are very close together. The gain by using information at the receiver is negligible. For small  $A$ , (8) approaches  $AQ\left(\sqrt{\frac{E_b}{2\times(\sigma_g^2+\sigma_l^2)}}\right)$ . For large  $A$ , the variance gets small and thus, all values of  $k$  are close to the average  $A$  leading to a BER approaching  $\frac{1}{2}$  and a capacity close to 0.

**Note:** This channel capacity analysis concerns the particular case of a discrete symmetric channel, on which the capacity expression is a function of  $BER$ , and cannot exceed a value of 1. Further details of the channel capacity for a general AWGN channel are provided in the Appendix.

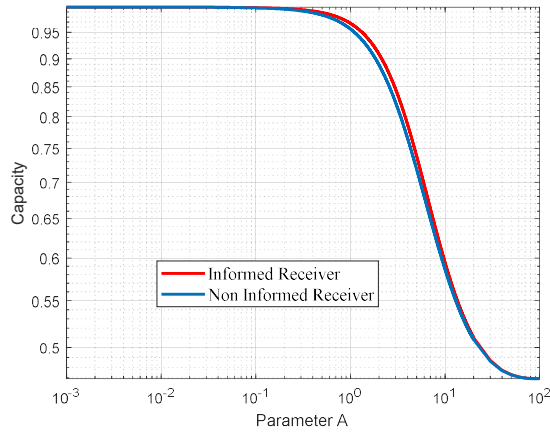


Figure 8. Capacity for Channel II as a function of  $A$ .

## V CONCLUSION

We introduce a variation of the Binary Symmetric Channel (BSC), where the transition probability is determined by a Poisson distribution with characteristic parameter  $A$ . Two different types of channels are described. We give the Bit Error Rate (BER) and the channel capacity for informed and non-informed receiver about the strength of the noise that determines the transition probability. Using the  $BER$ , we also comment on the channel capacities for both cases. We extend the model to the AWGN channel.

## ACKNOWLEDGMENT

We thank Prof. Adel Ghazel for his continuous support.

## REFERENCES

- [1] S. Haykin, "Digital Communications," Wiley, 1988, ISBN 978047-1634058.
- [2] D. Middleton, "Non-gaussian noise models in signal processing for telecommunications: New methods and results for class A and class B noise models," IEEE Trans. on Information Theory, vol. 45, n° 4, May 1999, pp 1129-1149.
- [3] F. Rouissi, A. J. H. Vinck, H. Gassara, A. Ghazel, "Statistical characterization and modelling of impulse noise on indoor narrowband PLC environment," IEEE International Symposium on

Power Line Communications and its Applications (ISPLC' 2017), pp. 12–17, Madrid, Spain, April 2017.

- [4] F. Rouissi, A. J. H. Vinck, A. Ghazel, "On the Simulation of the Middleton Class-A Noise Model for Single- and Multi-carrier Modulation in Power Line Communication," Telecommunication systems, vol. 77, January 2021, pp. 143-153.
- [5] A.J. Han Vinck, "Coding Concepts and Reed Solomon codes," ISBN 978-3-9813030-6-3.
- [6] T. Cover, Joy A. Thomas, "Elements of Information Theory," ISBN: 9780471241959, Wiley, 2005
- [7] A Mengi, AJH Vinck, "Successive impulsive noise suppression in OFDM," ISPLC2010, pp 33-37, 2010
- [8] K.A.S. Immink, "Coding schemes for Multi-Flash memories that are intrinsically resistant against unknown gain and/or offset using reference symbols," Electronics Letters, Volume 50, pp.20 – 22, 2014.

## APPENDIX

The Binary Symmetric channel can be generalized to the un-quantized Additive White Gaussian Noise channel with noise variance  $(\sigma_g^2 + \frac{k\sigma_l^2}{A})$ , see Fig. 9.

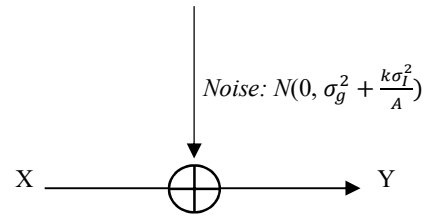


Figure 9. General AWGN channel.

The average variance is  $\sigma_{AV} = \sigma_g^2 + \sigma_l^2$  and the average input power spectral density is  $P/2B$ , where  $P$  and  $B$  are the transmitted signal power and bandwidth, respectively.

Calculating the channel capacity means that for a given noise probability distribution  $p(n)$  the input distribution  $p(x)$  has to be found which maximizes

$$C = \sup_{p(x): \overline{x^2} \leq P/2B} [H(Y) - H(N)] \text{ bits/transmission}, \quad (10)$$

where  $H(Y)$  and  $H(N)$  are the output- and - noise entropy, respectively. Note that  $H(N) = H(Y/X)$ . For an AWGN source with fixed variance  $\sigma_g^2$ ,  $H(N) = \frac{1}{2} \log_2(\sigma_g^2)$  bits. Unfortunately, it is not always possible to find an explicit expression for the optimum input distribution that maximizes  $C$ , [6].

An interesting question is whether information about the strength of the noise,  $\frac{k\sigma_l^2}{A}$ , at the receiver and/or the transmitter has an influence on the capacity of the channel. This approach has led to interesting results for the capacities of memory systems, [8]. We look at the four possible different situations of informed or non-informed transmitter and -receiver, respectively (where \* can be + or -):

1. The capacity  $C(+,*)$ : the transmitter knows the value of  $k$ . In this case, the transmitter can use the water-filling principle which maximizes the output entropy to  $H(N) = H(P/2B + \sigma_{AV}^2)$  bits;

2. The capacity  $C(*,+)$ : The receiver knows the value of  $k$ . The entropy of the noise at the output is given by

$$H(N) = \sum_{k=0}^{\infty} P(k) H(\sigma_g^2 + \frac{k\sigma_I^2}{A}) \leq H(\sigma_{AV}^2) \text{ bits};$$

3. The capacity  $C(*,-)$ : the receiver does not know the value of  $k$  and thus,

$$H(N) = H[\sum_{k=0}^{\infty} P(k)(\sigma_g^2 + \frac{k\sigma_I^2}{A})] = H(\sigma_{AV}^2) \text{ bits};$$

4. The capacity  $C(-,*)$ : The transmitter does not know the value of  $k$  and always uses the maximum input power spectral density  $P/2B$ . The output entropy is given by

$$H(Y) = \sum_{k=0}^{\infty} P(k) H(P/2B + \sigma_g^2 + \frac{k\sigma_I^2}{A}) \text{ bits}.$$

In conclusion, the respective capacities  $C(+,+)$ ,  $C(-,+)$ ,  $C(-,-)$ , and  $C(+,-)$  are given by:

$$C(+,+) = H(P/2B + \sigma_{AV}^2) + \sum_{k=0}^{\infty} P(k) [H(\sigma_g^2 + \frac{k\sigma_I^2}{A})] \text{ b/tr}; \quad (11)$$

$$C(+,-) = H(P/2B + \sigma_{AV}^2) - H(\sigma_{AV}^2) \text{ b/tr}; \quad (12)$$

$$C(-,+) = \sum_{k=0}^{\infty} P(k) [H(P/2B + \sigma_g^2 + \frac{k\sigma_I^2}{A}) + H(\sigma_g^2 + \frac{k\sigma_I^2}{A})] \text{ b/tr}; \quad (13)$$

$$C(-,-) = \sum_{k=0}^{\infty} P(k) [H(P/2B + \sigma_g^2 + \frac{k\sigma_I^2}{A}) + H(\sigma_{AV}^2)] \text{ b/tr}. \quad (14)$$

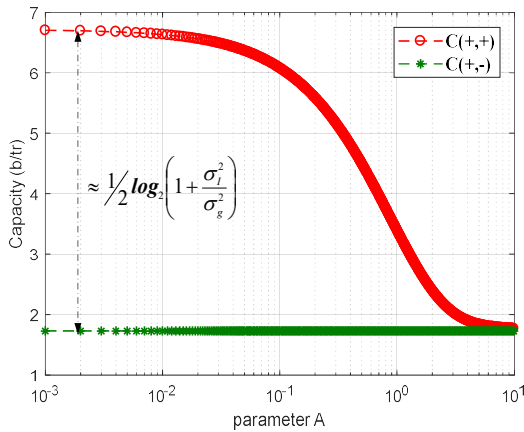


Figure 10.  $C(+,+)$  &  $C(+,-)$  versus parameter  $A$ .

For large values of  $A$ , the variance of  $\frac{k\sigma_I^2}{A}$  goes to zero,  $k$  will be close to  $A$  and thus  $C(+,+)$ ,  $C(-,+)$ ,  $C(-,-)$ , and  $C(+,-)$  approach, (Figs. 10 and 11).

$$\lim_{A \rightarrow 0} C(*,*) = H(P/2B + \sigma_{AV}^2) - H(\sigma_{AV}^2) \text{ b/tr}. \quad (15)$$

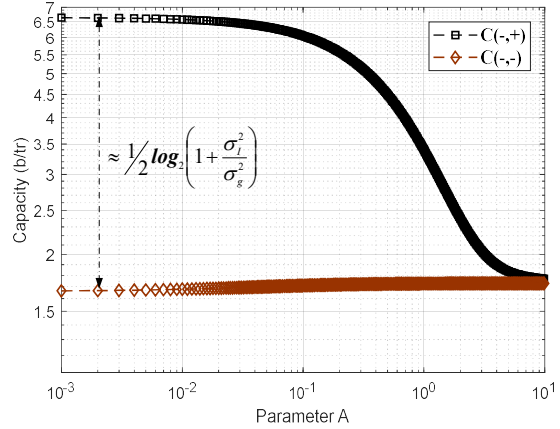


Figure 11.  $C(-,+)$  &  $C(-,-)$  versus parameter  $A$ .

For small values of  $A$ ,  $P(k=0)$  and  $P(k=1)$  can be approximated by  $(1-A)$  and  $A$ , respectively. Using the definition for the entropy, the factor  $\frac{1}{2} \log_2(1 + \frac{\sigma_I^2}{\sigma_g^2})$  dominates the difference between informed and non-informed receiver capacity, i.e.

$$\begin{aligned} \lim_{A \rightarrow 0} [C(*,+) - C(*,-)] &= \\ &= H(\sigma_{AV}^2) - \sum_{k=0}^{\infty} P(k) [H(\sigma_g^2 + \frac{k\sigma_I^2}{A})] \text{ b/tr}. \end{aligned}$$

The difference between  $C(+,*)$  and  $C(-,*)$  =

$$\begin{aligned} \lim_{A \rightarrow 0} [C(+,*) - C(-,*)] &= H(P/2B + \sigma_{AV}^2) + \\ &- \sum_{k=0}^{\infty} P(k) [H(P/2B + \sigma_g^2 + \frac{k\sigma_I^2}{A})] \text{ b/tr}. \end{aligned}$$

For small values of  $A$ , the difference  $[C(+,*) - C(-,*)]$  is dominated by the factor  $\frac{1}{2} \log_2(1 + \frac{\sigma_I^2}{(\frac{P}{2B} + \sigma_g^2)})$ . See Fig. 12.

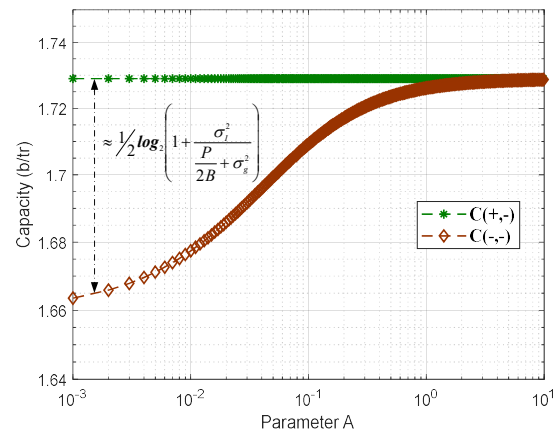


Figure 12.  $C(+,-)$  &  $C(-,-)$  versus parameter  $A$ .

We conclude that for small  $A$ , the difference in capacity is larger for the informed receiver than for the informed transmitter. For large  $A$ , the four capacities merge.