

About elastic coupled anisotropic laminates

Paolo Vannucci

LMV - Laboratoire de Mathématiques de Versailles, UMR8100.
Université de Versailles et Saint Quentin - paolo.vannucci@uvsq.fr

Preprint of : On the mechanical and mathematical properties of the stiffness and compliance coupling tensors of composite anisotropic laminates. *Journal of Composite Materials*. 2023;57(26):4197-4214. doi:10.1177/00219983231206600

Abstract

This paper contains a set of theoretical results concerning the coupling tensor \mathbb{B} of an anisotropic laminate and of its compliance corresponding \mathcal{B} . The theoretical analysis and the mechanical results are obtained through an extensive use of the so-called polar formalism, introduced as early as 1979 by Prof. G. Verchery.

Key words: anisotropy, laminates, bending-extension coupling, polar formalism

1 Introduction

We consider in this paper some peculiarities of coupled anisotropic laminates. In particular, we investigate the coupling stiffness, \mathbb{B} , and compliance, \mathcal{B} , tensors, their algebraic structure and properties, their relations to the stiffness extension and bending tensors, respectively \mathbb{A} and \mathbb{D} , and their influences on the compliance extension and bending tensors, \mathcal{A} and \mathcal{D} in the order. The investigation is carried on using the so-called polar formalism, a mathematical technique introduced as early as 1979 by Professor G. Verchery, [24, 12, 17]. The true advantage of the polar method is that a planar tensor of any order is represented by invariants and angles, which is very useful when dealing with anisotropic problems, where by definition everything depends on the direction. Moreover, in the polar formalism all the material symmetries are represented by special values of some tensor invariants.

In the paper, after recalling the essentials of the Classical Laminated Plates Theory (CLPT) and a brief introduction to the polar formalism for laminates, we first consider the algebraic properties of the two coupling tensors \mathbb{B} and \mathcal{B} , in particular, the differences between the algebraic structures, namely symmetry, of these two tensors, as well as their definiteness, singularity and shape (in the sense defined below). The mutual influences between the coupling tensors and the compliance tensors \mathcal{A} and \mathcal{D} are eventually investigated.

2 Recall of the basic elements of the CLPT

In the CLPT, [3, 17], the mechanical behavior of a laminate is described by a constitutive law of the type

$$\begin{Bmatrix} \mathbf{N} \\ \mathbf{M} \end{Bmatrix} = \begin{bmatrix} h\mathbb{A} & \left| \frac{h^2}{2}\mathbb{B} \right. \\ \frac{h^2}{2}\mathbb{B} & \left| \frac{h^3}{12}\mathbb{D} \right. \end{bmatrix} \begin{Bmatrix} \boldsymbol{\varepsilon} \\ \boldsymbol{\kappa} \end{Bmatrix}, \quad (1)$$

where \mathbf{N} and \mathbf{M} are respectively the extension and bending internal actions tensors, $\boldsymbol{\varepsilon}$ is the extension strain tensor of the mid-plane, $\boldsymbol{\kappa}$ the curvature tensor of the mid-plane, h the laminate's thickness and, as previously said, \mathbb{A} , \mathbb{B} and \mathbb{D} are respectively the extension, coupling and bending stiffness tensors, homogeneous to an elasticity tensor and having the same classes of symmetry, i.e. the minor,

$$\mathbb{A}_{ijkl} = \mathbb{A}_{jikl} = \mathbb{A}_{ijlk}, \quad (2)$$

and major symmetries (of the indexes):

$$\mathbb{A}_{ijkl} = \mathbb{A}_{klij}. \quad (3)$$

The major symmetries are actually the condition for a fourth-rank tensor to be defined as symmetric: $\mathbb{A} = \mathbb{A}^\top$, cf. [19]. Of course, the same can be said also for \mathbb{B} and \mathbb{D} . We adopt the Kelvin's formalism [7, 8] for representing 2nd- and 4th-rank tensors, e.g.:

$$\mathbf{N} = \begin{Bmatrix} N_1 = N_{11} \\ N_2 = N_{22} \\ N_6 = \sqrt{2}N_{12} \end{Bmatrix}, \quad (4)$$

and similarly for \mathbf{M} , $\boldsymbol{\varepsilon}$ and $\boldsymbol{\kappa}$, and

$$\mathbb{A} = \begin{bmatrix} \mathbb{A}_{11} = \mathbb{A}_{1111} & \mathbb{A}_{12} = \mathbb{A}_{1122} & \mathbb{A}_{16} = \sqrt{2}\mathbb{A}_{1112} \\ \mathbb{A}_{12} = \mathbb{A}_{1122} & \mathbb{A}_{22} = \mathbb{A}_{2222} & \mathbb{A}_{26} = \sqrt{2}\mathbb{A}_{2212} \\ \mathbb{A}_{16} = \sqrt{2}\mathbb{A}_{1112} & \mathbb{A}_{26} = \sqrt{2}\mathbb{A}_{2212} & \mathbb{A}_{66} = 2\mathbb{A}_{1212} \end{bmatrix}, \quad (5)$$

and the same for \mathbb{B} , \mathbb{D} , \mathbb{A} , \mathbb{B} , \mathbb{D} .

Tensors \mathbb{A} , \mathbb{B} , \mathbb{D} are function of the layers' reduced stiffness \mathbb{Q}_k , orientation δ_k and stacking z_k ; for a n -plies laminate composed by different layers, it is

$$\begin{aligned} \mathbb{A} &= \frac{1}{h} \sum_{k=1}^n (z_k - z_{k-1}) \mathbb{Q}_k(\delta_k), \\ \mathbb{B} &= \frac{1}{h^2} \sum_{k=1}^n (z_k^2 - z_{k-1}^2) \mathbb{Q}_k(\delta_k), \\ \mathbb{D} &= \frac{4}{h^3} \sum_{k=1}^n (z_k^3 - z_{k-1}^3) \mathbb{Q}_k(\delta_k). \end{aligned} \quad (6)$$

For an equal-ply, i.e. composed of identical layers, laminate, the previous formulae reduce to

$$\mathbb{A} = \sum_{k=1}^n a_k \mathbb{Q}(\delta_k), \quad \mathbb{B} = \sum_{k=1}^n b_k \mathbb{Q}(\delta_k), \quad \mathbb{D} = \sum_{k=1}^n d_k \mathbb{Q}(\delta_k), \quad (7)$$

where

$$\begin{aligned} a_k &= \frac{1}{n}, \quad b_k = \frac{1}{n^2}(2k - n - 1), \\ d_k &= \frac{1}{n^3} [12k(k - n - 1) + 4 + 3n(n + 2)]. \end{aligned} \quad (8)$$

The converse of eq. (1) is

$$\left\{ \begin{array}{c} \boldsymbol{\varepsilon} \\ \boldsymbol{\kappa} \end{array} \right\} = \left[\begin{array}{c|c} \frac{1}{h} \mathcal{A} & \frac{2}{h^2} \mathcal{B} \\ \hline \frac{2}{h^2} \mathcal{B}^\top & \frac{12}{h^3} \mathcal{D} \end{array} \right] \left\{ \begin{array}{c} \mathbf{N} \\ \mathbf{M} \end{array} \right\}, \quad (9)$$

with, cf. [17],

$$\begin{aligned} \mathcal{A} &= (\mathbb{A} - 3\mathbb{B}\mathbb{D}^{-1}\mathbb{B})^{-1}, \\ \mathcal{B} &= -3\mathcal{A}\mathbb{B}\mathbb{D}^{-1} = (-3\mathcal{D}\mathbb{B}\mathbb{A}^{-1})^\top = -3\mathbb{A}^{-1}\mathbb{B}\mathcal{D}, \\ \mathcal{D} &= (\mathbb{D} - 3\mathbb{B}\mathbb{A}^{-1}\mathbb{B})^{-1}. \end{aligned} \quad (10)$$

Like \mathbb{A} and \mathbb{D} , also $\mathcal{A} = \mathcal{A}^\top$ and $\mathcal{D} = \mathcal{D}^\top$, i.e. also \mathcal{A} and \mathcal{D} have the major symmetries, but not \mathcal{B} : generally speaking, $\mathcal{B} \neq \mathcal{B}^\top$. This is a fundamental difference between \mathbb{B} and \mathcal{B} and it is the object of one of the next Sections. It is also to be recalled that normally $\mathbb{A} \neq \mathbb{D}$ and $\mathcal{A} \neq \mathcal{D}$: the extension and bending behaviors are different, generally speaking. When $\mathbb{A} = \mathbb{D}$ and $\mathbb{B} = \mathbb{O}$ we say that the laminate is quasi-homogeneous [21, 22]. We are interested here to a wider class of laminates, the *Quasi-Homogeneous Coupled Laminates* (QHCL) [4], i.e. coupled laminates with $\mathbb{A} = \mathbb{D}$. In such a case, we will see, in general it is $\mathcal{A} \neq \mathcal{D}$.

It is worth noting that the homogenization rules (6) or (7) apply exclusively to the stiffness tensors, not to the compliance ones: the determination of \mathcal{A}, \mathcal{B} and \mathcal{D} can be done only through eq. (10), which shows how much can be cumbersome to determine the compliance properties for coupled tensors. We remark also that $\mathcal{A} = \mathbb{A}^{-1}$ and $\mathcal{D} = \mathbb{D}^{-1} \iff \mathbb{B} = \mathbb{O}$. Only in this case, i.e. for uncoupled laminates, \mathcal{A} is the inverse of \mathbb{A} and \mathcal{D} of \mathbb{D} and, of course, $\mathcal{B} = \mathbb{O}$ too. That is why, for a coupled laminate, \mathbb{A} and \mathcal{A} have not the same material symmetries, generally speaking, and the same is true for \mathbb{D} and \mathcal{D} . A simple example is the laminate composed by identical orthotropic plies whose stacking sequence is $[0^\circ, 60^\circ_2, 0^\circ, -60^\circ_2]$. This laminate satisfies the Werren and Norris [26] sufficient conditions for in-plane isotropy, but not for bending isotropy and it is coupled. As a consequence, \mathbb{A} is isotropic, while $\mathbb{B}, \mathbb{D}, \mathcal{A}$ and \mathcal{D} are completely anisotropic, as one can appreciate in the directional diagrams of Fig. 1 (recall that the Young's modulus is linked to \mathcal{A} or \mathcal{D} by the relations $E_A(\theta) = \frac{1}{\mathcal{A}_{11}(\theta)}, E_D(\theta) = \frac{1}{\mathcal{D}_{11}(\theta)}$); moreover, $\mathcal{B} \neq \mathcal{B}^\top$. The material of the layers for this example is carbon-epoxy T300-5208 [10] whose elastic polar moduli are $T_0 = 26.88$ GPa, $T_1 = 24.74$ GPa, $R_0 = 19.71$ GPa, $R_1 = 21.43$ GPa, $\Phi_0 = \Phi_1 = 0$, which gives, for the technical constants, $E_1 = 181$ GPa, $E_2 = 10.30$ GPa, $G_{12} = 7.17$ GPa, $\nu_{12} = 0.28$.

This is just a small example of the heterogeneity of the extension and bending behavior, on the one hand, and of the influence of coupling on the compliance behavior: \mathbb{A} is isotropic but \mathcal{A} , and hence the engineering moduli like the Young's modulus E , are not.

This example is also interesting to pointing out the difficulty of correctly defining the concept of material symmetries for a coupled laminate: \mathbb{A} is isotropic, but \mathcal{A} is completely

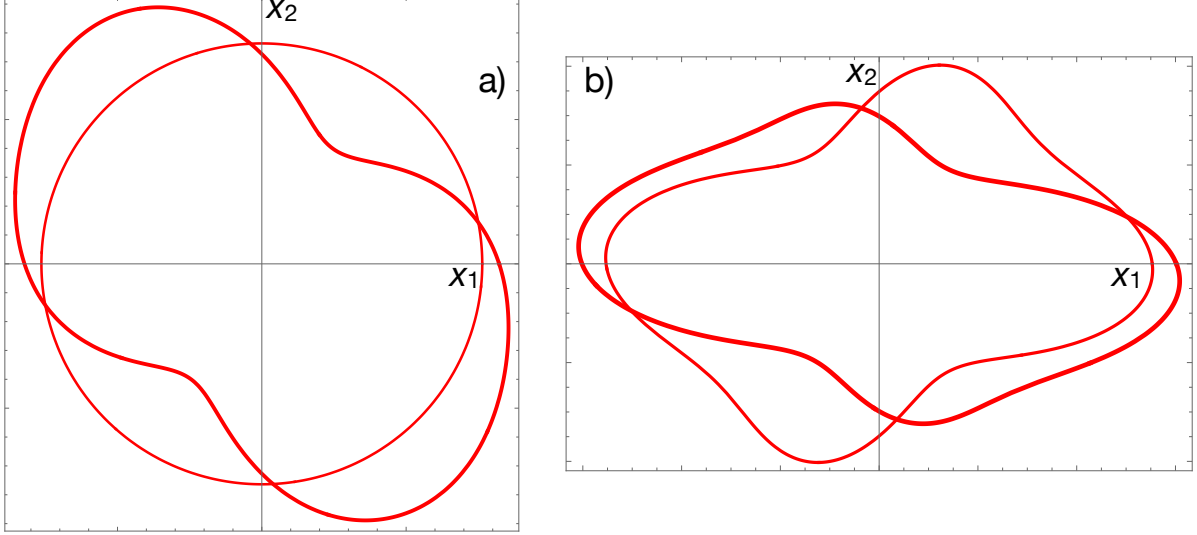


Figure 1: An example of coupled laminate; a) $\mathbb{A}_{11}(\theta)$, thin, and $\mathbb{D}_{11}(\theta)$, thick, directional diagrams; b) the directional diagrams of the Young's modulus $E_A(\theta)$ for extension, thin, and $E_D(\theta)$ for bending, thick.

anisotropic. So, it is questionable in a case like this one to affirm that the laminate is isotropic in extension. More appropriate is to consider just the symmetries of the elastic tensors, always possible to do and well identified by tensor invariants in the polar formalism, see the next Section.

3 The CLPT by the polar formalism

With the polar formalism, the Cartesian components in the Kelvin notation at a direction θ of a plane elastic tensor \mathbb{T} are expressed as

$$\begin{aligned}
 \mathbb{T}_{11}(\theta) &= T_0 + 2T_1 + R_0 \cos 4(\Phi_0 - \theta) + 4R_1 \cos 2(\Phi_1 - \theta), \\
 \mathbb{T}_{12}(\theta) &= -T_0 + 2T_1 - R_0 \cos 4(\Phi_0 - \theta), \\
 \mathbb{T}_{16}(\theta) &= \sqrt{2} [R_0 \sin 4(\Phi_0 - \theta) + 2R_1 \sin 2(\Phi_1 - \theta)], \\
 \mathbb{T}_{22}(\theta) &= T_0 + 2T_1 + R_0 \cos 4(\Phi_0 - \theta) - 4R_1 \cos 2(\Phi_1 - \theta), \\
 \mathbb{T}_{26}(\theta) &= \sqrt{2} [-R_0 \sin 4(\Phi_0 - \theta) + 2R_1 \sin 2(\Phi_1 - \theta)], \\
 \mathbb{T}_{66}(\theta) &= 2 [T_0 - R_0 \cos 4(\Phi_0 - \theta)].
 \end{aligned} \tag{11}$$

What is important to remark is the fact that the moduli T_0, T_1, R_0, R_1 as well as the difference of the angles $\Phi_0 - \Phi_1$ are tensor invariants; the value of one of the two polar angles, usually Φ_1 , fixes the frame. Moreover, all the elastic symmetries are determined by the following values of the invariants:

- ordinary orthotropy: $\Phi_0 - \Phi_1 = k \frac{\pi}{4}$, $k \in \{0, 1\}$;
- R_0 -orthotropy: $R_0 = 0$, [11];
- square symmetry: $R_1 = 0$;

- isotropy: $R_0 = R_1 = 0$.

It is immediate to see that T_0 and T_1 are the *isotropy invariants*, while R_0, R_1 and $\Phi_0 - \Phi_1$ are the *anisotropy invariants*. The above polar transformations apply to any tensor of the elastic type, hence to $\mathbb{A}, \mathbb{B}, \mathbb{D}, \mathcal{A}, \mathcal{D}$ too, *but not to* \mathcal{B} , because it is not symmetric (we consider this special tensor case below). We will denote by a superscript A, B or D a polar quantity of \mathbb{A}, \mathbb{B} or \mathbb{D} respectively, while a polar quantity of the basic layer has no superscript, and we will use capital letters for a polar quantity of the stiffness tensors and lower-case letters for the compliance tensors; so, e.g., T_0^A, Φ_1^A etc. indicate polar parameters of \mathbb{A} , while t_0^A, φ_1^A etc. the corresponding ones of \mathcal{A} , and similarly for $\mathbb{B}, \mathcal{B}, \mathbb{D}$ and \mathcal{D} .

The homogenization rules (6) apply to the polar components as well:

$$\mathbb{A} \rightarrow \begin{cases} T_0^A = \frac{1}{h} \sum_{k=1}^n T_{0k}(z_k - z_{k-1}), \\ T_1^A = \frac{1}{h} \sum_{k=1}^n T_{1k}(z_k - z_{k-1}), \\ R_0^A e^{4i\Phi_0^A} = \frac{1}{h} \sum_{k=1}^n R_{0k} e^{4i(\Phi_{0k} + \delta_k)}(z_k - z_{k-1}), \\ R_1^A e^{2i\Phi_1^A} = \frac{1}{h} \sum_{k=1}^n R_{1k} e^{2i(\Phi_{1k} + \delta_k)}(z_k - z_{k-1}). \end{cases} \quad (12)$$

$$\mathbb{B} \rightarrow \begin{cases} T_0^B = \frac{1}{h^2} \sum_{k=1}^n T_{0k}(z_k^2 - z_{k-1}^2), \\ T_1^B = \frac{1}{h^2} \sum_{k=1}^n T_{1k}(z_k^2 - z_{k-1}^2), \\ R_0^B e^{4i\Phi_0^B} = \frac{1}{h^2} \sum_{k=1}^n R_{0k} e^{4i(\Phi_{0k} + \delta_k)}(z_k^2 - z_{k-1}^2), \\ R_1^B e^{2i\Phi_1^B} = \frac{1}{h^2} \sum_{k=1}^n R_{1k} e^{2i(\Phi_{1k} + \delta_k)}(z_k^2 - z_{k-1}^2). \end{cases} \quad (13)$$

$$\mathbb{D} \rightarrow \begin{cases} T_0^D = \frac{4}{h^3} \sum_{k=1}^n T_{0k}(z_k^3 - z_{k-1}^3), \\ T_1^D = \frac{4}{h^3} \sum_{k=1}^n T_{1k}(z_k^3 - z_{k-1}^3), \\ R_0^D e^{4i\Phi_0^D} = \frac{4}{h^3} \sum_{k=1}^n R_{0k} e^{4i(\Phi_{0k} + \delta_k)}(z_k^3 - z_{k-1}^3), \\ R_1^D e^{2i\Phi_1^D} = \frac{4}{h^3} \sum_{k=1}^n R_{1k} e^{2i(\Phi_{1k} + \delta_k)}(z_k^3 - z_{k-1}^3). \end{cases} \quad (14)$$

We remark that, on the one hand, the isotropic and anisotropic parts of all the tensors remain *separated* in the homogenization of the polar parameters, for all the tensors and,

on the other hand, that *special orthotropies are preserved*:

$$\begin{aligned} R_{0k} = 0 \quad \forall k &\Rightarrow R_0^A = R_0^B = R_0^D = 0, \\ R_{1k} = 0 \quad \forall k &\Rightarrow R_1^A = R_1^B = R_1^D = 0. \end{aligned} \quad (15)$$

So, if a laminate is composed, e.g., by layers that are all square symmetric, though different (it is the case of a laminate obtained using different layers, but all reinforced by balanced fabrics), then all the tensors \mathbb{A} , \mathbb{B} and \mathbb{D} will be square symmetric, regardless of the stacking sequence and of the ply orientations. The same is true for layers that are R_0 -orthotropic, but *not for ordinarily orthotropic layers*: generally speaking, ordinary orthotropy is not preserved through the homogenization process.

Particularly important is the case of laminates composed of identical plies; in such a case, eq. (7) in the polar formalism gives

$$\mathbb{A} \rightarrow \begin{cases} T_0^A = T_0, \\ T_1^A = T_1, \\ R_0^A e^{4i\Phi_0^A} = R_0 e^{4i\Phi_0} (\xi_1 + i\xi_2), \\ R_1^A e^{2i\Phi_1^A} = R_1 e^{2i\Phi_1} (\xi_3 + i\xi_4); \end{cases} \quad (16)$$

$$\mathbb{B} \rightarrow \begin{cases} T_0^B = 0, \\ T_1^B = 0, \\ R_0^B e^{4i\Phi_0^B} = R_0 e^{4i\Phi_0} (\xi_5 + i\xi_6), \\ R_1^B e^{2i\Phi_1^B} = R_1 e^{2i\Phi_1} (\xi_7 + i\xi_8); \end{cases} \quad (17)$$

$$\mathbb{D} \rightarrow \begin{cases} T_0^D = T_0, \\ T_1^D = T_1, \\ R_0^D e^{4i\Phi_0^D} = R_0 e^{4i\Phi_0} (\xi_9 + i\xi_{10}), \\ R_1^D e^{2i\Phi_1^D} = R_1 e^{2i\Phi_1} (\xi_{11} + i\xi_{12}). \end{cases} \quad (18)$$

In the above equations, the quantities $\xi_i, i = 1, \dots, 12$ are the so-called *lamination parameters* [10, 17], quantities accounting for the geometry of the stacking sequence (i.e. for orientations and position of the layers on the stack):

$$\begin{aligned} \xi_1 + i\xi_2 &= \sum_{k=1}^n a_k e^{4i\delta_k}, & \xi_3 + i\xi_4 &= \sum_{k=1}^n a_k e^{2i\delta_k}, \\ \xi_5 + i\xi_6 &= \sum_{k=1}^n b_k e^{4i\delta_k}, & \xi_7 + i\xi_8 &= \sum_{k=1}^n b_k e^{2i\delta_k}, \\ \xi_9 + i\xi_{10} &= \sum_{k=1}^n d_k e^{4i\delta_k}, & \xi_{11} + i\xi_{12} &= \sum_{k=1}^n d_k e^{2i\delta_k}, \end{aligned} \quad (19)$$

So, through the polar formalism we can see that:

- the isotropic part of \mathbb{A} and \mathbb{D} is equal to that of the basic layer: $T_0^A = T_0^D = T_0, T_1^A = T_1^D = T_1$;
- \mathbb{B} is exclusively anisotropic, i.e. its isotropic part is null ($T_0^B = T_1^B = 0$), so its average on $\{0, 2\pi\}$ is zero.

The case of tensors \mathbb{B} and \mathcal{B} are special cases. In fact, for laminates composed of identical plies the condition $T_0^B = T_1^B$ gives that \mathbb{B} is a *rari-constant tensor* [20], i.e. a tensor having the Cauchy-Poisson symmetries [9, 5, 1] in addition to the minor and major ones (in other words, \mathbb{B} is completely symmetric with respect to any permutation of the indices), which means that it is also

$$\mathbb{B}_{1122} = \mathbb{B}_{1212} \rightarrow \mathbb{B}_{12} = \frac{\mathbb{B}_{66}}{2}. \quad (20)$$

To remark that for hybrid laminates, in general $T_0^B \neq T_1^B$, so \mathbb{B} is not rari-constant for such laminates.

About tensor \mathcal{B} , we have already remarked that it has not the major symmetries, i.e. $\mathcal{B} \neq \mathcal{B}^\top$. So, its situation is the opposite one of that of \mathbb{B} for identical layers laminates: it has a lacking of tensor symmetries of the indexes. This special type of elastic tensor has been considered in the framework of the polar formalism [23]; in such a case, the tensor has nine independent components:

$$\begin{aligned} \mathcal{B}_{11}(\theta) &= t_0^B + 2t_1^B + r_0^B \cos 4(\varphi_0^B - \theta) + 2r_1^B \cos 2(\varphi_1^B - \theta) + \\ &\quad + 2r_2^B \cos 2(\varphi_2^B - \theta), \\ \mathcal{B}_{16}(\theta) &= \sqrt{2}[-t_3^B + r_0^B \sin 4(\varphi_0^B - \theta) + 2r_2^B \sin 2(\varphi_2^B - \theta)], \\ \mathcal{B}_{12}(\theta) &= -t_0^B + 2t_1^B - r_0^B \cos 4(\varphi_0^B - \theta) + 2r_1^B \cos 2(\varphi_1^B - \theta) - \\ &\quad - 2r_2^B \cos 2(\varphi_2^B - \theta), \\ \mathcal{B}_{61}(\theta) &= \sqrt{2}[t_3^B + r_0^B \sin 4(\varphi_0^B - \theta) + 2r_1^B \sin 2(\varphi_1^B - \theta)], \\ \mathcal{B}_{66}(\theta) &= 2[t_0^B - r_0^B \cos 4(\varphi_0^B - \theta)], \\ \mathcal{B}_{62}(\theta) &= \sqrt{2}[-t_3^B - r_0^B \sin 4(\varphi_0^B - \theta) + 2r_1^B \sin 2(\varphi_1^B - \theta)], \\ \mathcal{B}_{21}(\theta) &= -t_0^B + 2t_1^B - r_0^B \cos 4(\varphi_0^B - \theta) - 2r_1^B \cos 2(\varphi_1^B - \theta) + \\ &\quad + 2r_2^B \cos 2(\varphi_2^B - \theta), \\ \mathcal{B}_{26}(\theta) &= \sqrt{2}[t_3^B - r_0^B \sin 4(\varphi_0^B - \theta) + 2r_2^B \sin 2(\varphi_2^B - \theta)], \\ \mathcal{B}_{22}(\theta) &= t_0^B + 2t_1^B + r_0^B \cos 4(\varphi_0^B - \theta) - 2r_1^B \cos 2(\varphi_1^B - \theta) - \\ &\quad - 2r_2^B \cos 2(\varphi_2^B - \theta). \end{aligned} \quad (21)$$

These relations will be useful in the next Section for the analysis of tensor \mathcal{B} . To the usual polar components, in this case three more polar parameters appear: t_3^B , r_2^B and φ_2^B .

To close this part, and resuming:

- \mathbb{B} and \mathcal{B} are elastic tensors of a special type: for laminates composed of identical plies, \mathbb{B} is rari-constant, while \mathcal{B} is not, in general, symmetric;
- moreover, \mathbb{B} and \mathcal{B} are not definite, in the sense that, contrarily to \mathbb{A} , \mathcal{A} , \mathbb{D} and \mathcal{D} , that are positive definite, \mathbb{B} as well as \mathcal{B} are not necessarily positive definite (this topic is considered below);
- \mathbb{B} and \mathcal{B} can be singular;
- \mathbb{B} and \mathcal{B} can have different shapes (in the sense defined below);
- \mathbb{B} and \mathcal{B} can have different symmetries.

We examine all these aspects in the next Sections.

4 A decomposition of \mathcal{B}

Because $\mathcal{B} \neq \mathcal{B}^\top$, we can always put

$$\mathcal{B} = \mathcal{B}^e + \mathcal{B}^c \rightarrow \mathcal{B}^c = \mathcal{B} - \mathcal{B}^e, \quad (22)$$

with \mathcal{B}^e the symmetric, hence *elastic* in the classical sense, part of \mathcal{B} and \mathcal{B}^c the *complementary* part of \mathcal{B} with respect to \mathcal{B}^e . So, because $\mathcal{B}^e = \mathcal{B}^{e\top}$, it is function only of the polar parameters $t_0^B, t_1^B, r_0^B, r_1^B, \varphi_0^B$ and φ_1^B or, which is the same,

$$\mathcal{B}^e = \mathcal{B}^e(t_0^B, t_1^B, t_3^B=0, r_0^B, r_1^B, r_2^B=r_1^B, \varphi_0^B, \varphi_1^B, \varphi_2^B=\varphi_1^B). \quad (23)$$

So, by eq. (21), written for \mathcal{B} and for \mathcal{B}^e , and (22), by subtraction we get

$$\begin{aligned} \mathcal{B}_{11}^c &= 2[r_2^B \cos 2(\varphi_2^B - \theta) - r_1^B \cos 2(\varphi_1^B - \theta)], \\ \mathcal{B}_{16}^c &= -t_3^B + 2[r_2^B \sin 2(\varphi_2^B - \theta) - r_1^B \sin 2(\varphi_1^B - \theta)], \\ \mathcal{B}_{12}^c &= -2[r_2^B \cos 2(\varphi_2^B - \theta) - r_1^B \cos 2(\varphi_1^B - \theta)], \\ \mathcal{B}_{61}^c &= t_3^B, \\ \mathcal{B}_{66}^c &= 0, \\ \mathcal{B}_{62}^c &= -t_3^B, \\ \mathcal{B}_{21}^c &= -2[r_2^B \cos 2(\varphi_2^B - \theta) - r_1^B \cos 2(\varphi_1^B - \theta)], \\ \mathcal{B}_{26}^c &= t_3^B + 2[r_2^B \sin 2(\varphi_2^B - \theta) - r_1^B \sin 2(\varphi_1^B - \theta)], \\ \mathcal{B}_{22}^c &= -2[r_2^B \cos 2(\varphi_2^B - \theta) - r_1^B \cos 2(\varphi_1^B - \theta)]. \end{aligned} \quad (24)$$

The un-symmetric part of \mathcal{B} depends hence uniquely on the four invariants t_3^B, r_1^B, r_2^B and $\varphi_2^B - \varphi_1^B$.

The question is: is it possible that $\mathcal{B}^c = \mathbb{O}$, i.e. that $\mathcal{B} = \mathcal{B}^\top$? In other words, can it happen, and when, that, like \mathbb{B} , also $\mathcal{B} \in \text{Ela}$, where Ela is the set of classical elastic tensors? This is considered in the next Section.

5 Laminates with $\mathcal{B} = \mathcal{B}^\top$

A first, partial solution to this problem has been given in [15]; here, we give a complete solution in terms of stiffness moduli uniquely. To this end, from eq. (10)₂ we get that

$$\mathcal{B} = \mathcal{B}^\top \iff \mathcal{A}\mathcal{B}\mathcal{D}^{-1} = \mathcal{D}\mathcal{B}\mathcal{A}^{-1}. \quad (25)$$

To have an expression involving only stiffness tensors, we proceed as follows: right multiplying both terms of the last equation by \mathcal{A} gives

$$\mathcal{A}\mathcal{B}\mathcal{D}^{-1}\mathcal{A} = \mathcal{D}\mathcal{B}, \quad (26)$$

and, on one hand, by eq. (10)₁,

$$\begin{aligned} \mathcal{A}\mathcal{B}\mathcal{D}^{-1}\mathcal{A} &= (\mathcal{A} - 3\mathcal{B}\mathcal{D}^{-1}\mathcal{B})^{-1}\mathcal{B}\mathcal{D}^{-1}\mathcal{A} = \\ &= (\mathcal{A} - 3\mathcal{B}\mathcal{D}^{-1}\mathcal{B})^{-1}(\mathcal{A}^{-1}\mathcal{D}\mathcal{B}^{-1})^{-1} = \\ &= [\mathcal{A}^{-1}\mathcal{D}\mathcal{B}^{-1}(\mathcal{A} - 3\mathcal{B}\mathcal{D}^{-1}\mathcal{B})]^{-1} = \\ &= (\mathcal{A}^{-1}\mathcal{D}\mathcal{B}^{-1}\mathcal{A} - 3\mathcal{A}^{-1}\mathcal{B})^{-1}, \end{aligned} \quad (27)$$

while, on the other hand, by eq. (10)₃,

$$\begin{aligned}
\mathcal{D}\mathbb{B} &= (\mathbb{D} - 3\mathbb{B}\mathbb{A}^{-1}\mathbb{B})^{-1}\mathbb{B} = \\
&= (\mathbb{D} - 3\mathbb{B}\mathbb{A}^{-1}\mathbb{B})^{-1}(\mathbb{B}^{-1})^{-1} = \\
&= [\mathbb{B}^{-1}(\mathbb{D} - 3\mathbb{B}\mathbb{A}^{-1}\mathbb{B})]^{-1} = \\
&= (\mathbb{B}^{-1}\mathbb{D} - 3\mathbb{A}^{-1}\mathbb{B})^{-1},
\end{aligned} \tag{28}$$

so that $\mathcal{B} = \mathcal{B}^\top \iff$

$$(\mathbb{A}^{-1}\mathbb{D}\mathbb{B}^{-1}\mathbb{A} - 3\mathbb{A}^{-1}\mathbb{B})^{-1} = (\mathbb{B}^{-1}\mathbb{D} - 3\mathbb{A}^{-1}\mathbb{B})^{-1}. \tag{29}$$

Developing, we get successively

$$\begin{aligned}
\mathbb{A}^{-1}\mathbb{D}\mathbb{B}^{-1}\mathbb{A} - 3\mathbb{A}^{-1}\mathbb{B} &= \mathbb{B}^{-1}\mathbb{D} - 3\mathbb{A}^{-1}\mathbb{B} \rightarrow \\
\mathbb{A}^{-1}\mathbb{D}\mathbb{B}^{-1}\mathbb{A} &= \mathbb{B}^{-1}\mathbb{D}
\end{aligned} \tag{30}$$

and finally the condition

$$\mathbb{D}\mathbb{B}^{-1}\mathbb{A} = \mathbb{A}\mathbb{B}^{-1}\mathbb{D}. \tag{31}$$

This same condition can be given in another, more useful form, introducing the tensor

$$\mathbb{H} = \mathbb{D}\mathbb{B}^{-1}\mathbb{A} - \mathbb{A}\mathbb{B}^{-1}\mathbb{D}; \tag{32}$$

then

$$\begin{aligned}
\mathbb{H}^\top &= (\mathbb{D}\mathbb{B}^{-1}\mathbb{A} - \mathbb{A}\mathbb{B}^{-1}\mathbb{D})^\top = \\
&= \mathbb{A}^\top\mathbb{B}^{-\top}\mathbb{D}^\top - \mathbb{D}^\top\mathbb{B}^{-\top}\mathbb{A}^\top = \\
&= \mathbb{A}\mathbb{B}^{-1}\mathbb{D} - \mathbb{D}\mathbb{B}^{-1}\mathbb{A} = -\mathbb{H},
\end{aligned} \tag{33}$$

which means that the matrix representing \mathbb{H} in the Kelvin notation is skew. So, there are three alternative ways to write condition eq. (31), i.e. to impose that $\mathcal{B} = \mathcal{B}^\top$:

- $\mathbb{D}\mathbb{B}^{-1}\mathbb{A} \in \mathbb{E}la$,
- $\mathbb{A}\mathbb{B}^{-1}\mathbb{D} \in \mathbb{E}la$,
- $\mathbb{H} = \mathbb{O}$.

Taking the last of the above conditions, this reduces to only three scalar conditions for $\mathcal{B} = \mathcal{B}^\top$:

$$\mathbb{H}_{12} = 0, \quad \mathbb{H}_{13} = 0, \quad \mathbb{H}_{23} = 0. \tag{34}$$

Through eqs. (11) written for $\mathbb{A}, \mathbb{B}, \mathbb{D}$, these three conditions can be written using uniquely the stiffness polar components of these tensors. The computation is very cumbersome, but it can be carried out using a code for formal computation. The results, denoted in the order conditions C_1, C_2 and C_3 , given here only for the case of laminates made of identical plies (the results for the hybrid case are too much long and complicate to be transcribed)

are

$$\begin{aligned}
C_1 = \frac{2}{R_0^B R_1^{B^2} \cos 4\Phi_B} & \left\{ R_0^{B^2} T_1 (R_1^A \cos 2\delta_A - \right. \\
& - R_1^D \cos 2\delta_D) + R_1^B \times \\
& [2R_0^A R_1^B R_1^D \sin 4(\delta_A + \Phi_A) \sin 2\delta_D + \\
& + 2R_0^B R_1^A R_1^D \sin 2(\delta_A - \delta_D) \sin 4\Phi_B - \\
& - 2R_0^D R_1^A R_1^B \sin 2\delta_A \sin 4(\delta_D + \Phi_D) + \\
& + R_0^B T_1 (R_0^D \cos 4(\delta_D + \Phi_D - \Phi_B) - \\
& \left. - R_0^A \cos 4(\delta_A + \Phi_A - \Phi_B))] \right\} = 0, \tag{35}
\end{aligned}$$

$$\begin{aligned}
C_2 = \frac{\sqrt{2}}{R_0^B R_1^{B^2} \cos 4\Phi_B} & \left\{ (2R_1^{B^2} T_0 - R_0^{B^2} T_1) \times \right. \\
& \times (R_1^A \sin 2\delta_A - R_1^D \sin 2\delta_D) - \\
& + R_0^{B^2} R_1^D [T_1 \sin 2\delta_D - R_1^A \sin 2(\delta_A - \delta_D)] + \\
& + T_0 R_1^{B^2} [R_0^A \sin 4(\delta_A + \Phi_A) - R_0^D \sin 4(\delta_D + \Phi_D)] + \\
& + 2R_0^A R_1^{B^2} R_1^D \sin 2\delta_D \cos 4(\delta_A + \Phi_A) + \\
& + T_0 R_0^B R_1^B [R_1^A \sin 2(\delta_A - 2\Phi_B) - R_1^D \sin 2(\delta_D - 2\Phi_B)] + \\
& + 2R_0^B R_1^A R_1^B R_1^D \sin 2(\delta_A - \delta_D) \cos 4\Phi_B - \\
& + T_1 R_0^B R_1^B [R_0^A \sin 4(\delta_A + \Phi_A - \Phi_B) - \\
& - R_0^D \sin 4(\delta_D + \Phi_D - \Phi_B)] - \\
& - R_0^A R_0^D R_1^{B^2} \sin 4(\delta_A - \delta_D + \Phi_A - \Phi_D) - \\
& - 2R_0^D R_1^A R_1^{B^2} \sin 2\delta_A \cos 4(\delta_D + \Phi_D) + \\
& + R_0^B R_1^B [R_0^D R_1^A \sin 2(\delta_A - 2(\delta_D + \Phi_D - \Phi_B)) - \\
& \left. - R_0^A R_1^D \sin 2(\delta_D - 2(\delta_A + \Phi_A - \Phi_B))] \right\} = 0, \tag{36}
\end{aligned}$$

$$\begin{aligned}
C_3 = & \frac{\sqrt{2}}{R_0^B R_1^{B^2} \cos 4\Phi_B} \left\{ R_1^A \left(2R_1^{B^2} T_0 - R_0^{B^2} T_1 \right) \sin 2\delta_A + \right. \\
& + R_0^{B^2} R_1^D [T_1 \sin 2\delta_D + R_1^A \sin 2(\delta_A - \delta_D)] - \\
& - T_0 R_1^{B^2} [2R_1^D \sin 2\delta_D + R_0^A \sin 4(\delta_A + \Phi_A)] + \\
& + 2R_0^A R_1^{B^2} R_1^D \sin 2\delta_D \cos 4(\delta_A + \Phi_A) + \\
& + 2R_0^B R_1^A R_1^B R_1^D \sin 2(\delta_A - \delta_D) \cos 4\Phi_B + \\
& + T_0 R_0^B R_1^B [R_1^D \sin 2(\delta_D - 2\Phi_B) - \\
& - R_1^A \sin 2(\delta_A - 2\Phi_B)] + \\
& + T_1 R_0^B R_1^B [R_0^A \sin 4(\delta_A + \Phi_A - \Phi_B) - \\
& - R_0^D \sin 4(\delta_D + \Phi_D - \Phi_B)] + \\
& + R_0^D R_1^{B^2} [T_0 \sin 4(\delta_D + \Phi_D) - \\
& - R_0^A \sin 4(\delta_D + \Phi_D - \delta_A - \Phi_A)] - \\
& - 2R_0^D R_1^A R_1^{B^2} \sin 2\delta_A \cos 4(\delta_D + \Phi_D) + \\
& + R_0^B R_1^B [R_0^A R_1^D \sin 2(\delta_D - 2(\delta_A + \Phi_A - \Phi_B)) - \\
& - R_0^D R_1^A \sin 2(\delta_A - 2(\delta_D + \Phi_D - \Phi_B))] \left. \right\} = 0, \tag{37}
\end{aligned}$$

where $\Phi_A = \Phi_0^A - \Phi_1^A$, $\Phi_B = \Phi_0^B - \Phi_1^B$ and $\Phi_D = \Phi_0^D - \Phi_1^D$, three polar invariants of \mathbb{A} , \mathbb{B} and \mathbb{D} respectively, while $\delta_A = \Phi_1^A - \Phi_1^B$ and $\delta_D = \Phi_1^D - \Phi_1^B$ are the *shift angles with respect to \mathbb{B}* , in the order of \mathbb{A} and \mathbb{D} . Depending only upon invariant quantities and shift angles, the above conditions are frame independent.

Conditions C_1, C_2, C_3 are general but difficult to be analyzed; by a numerical optimization procedure like the one described in [13, 14, 25], it is possible to obtain laminates satisfying them and also other requirements, e.g. orthotropy of \mathbb{A} or \mathbb{D} . More interesting is to consider such conditions in some particular cases, important for applications. Some of these cases are analyzed hereafter.

5.1 Orthotropic co-axial stiffness

The first particular case is that of a laminate with \mathbb{A}, \mathbb{B} and \mathbb{D} designed to be orthotropic and with the direction of the orthotropy axes of the three tensors that coincide, i.e.:

$$\begin{aligned}
\Phi_A &= k_A \frac{\pi}{4}, \quad \Phi_B = k_B \frac{\pi}{4}, \quad \Phi_D = k_D \frac{\pi}{4}, \\
\delta_A &= h_A \frac{\pi}{2}, \quad \delta_D = h_D \frac{\pi}{2}, \\
k_A, k_B, k_D, h_A, h_D &\in \{0, 1\}.
\end{aligned} \tag{38}$$

Then, condition C_1 becomes

$$\frac{(-1)^{k_A} R_0^A - (-1)^{k_D} R_0^D}{(-1)^{h_A} R_1^A - (-1)^{h_D} R_1^D} = \frac{(-1)^{k_B} R_0^B}{R_1^B}, \tag{39}$$

which is a generalization of the condition already given in [15], where it was implicitly admitted that $h_A = h_D = 0$, while conditions C_2 and C_3 are identically satisfied. It is worth to remark that the only condition of orthotropy is not sufficient to get a simple and

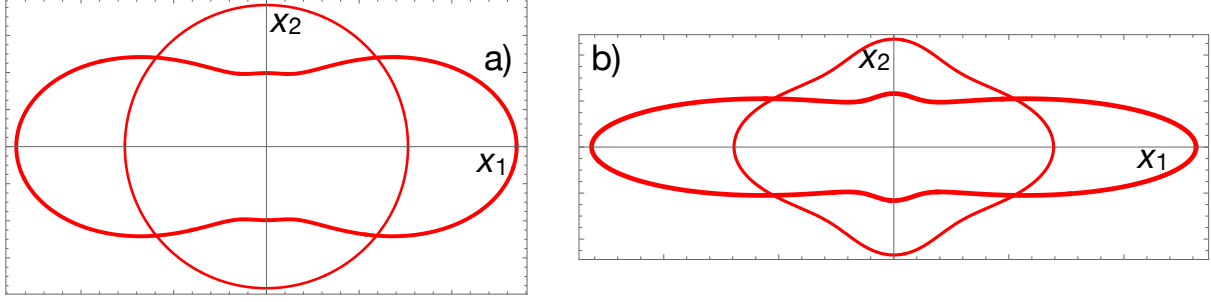


Figure 2: An example of coupled laminate with \mathbb{A} isotropic and \mathbb{B} and \mathbb{D} orthotropic; a) $\mathbb{A}_{11}(\theta)$, thin, and $\mathbb{D}_{11}(\theta)$, thick, directional diagrams; b) the directional diagrams of the Young's modulus $E_A(\theta)$ for extension, thin, and $E_D(\theta)$ for bending, thick. Material: carbon-epoxy T300-5202 [10].

unique condition for being $\mathcal{B} = \mathcal{B}^\top$: co-axiality of the orthotropy axes is also necessary. This mechanical condition is a strong one for simplifying the relations among \mathbb{A} , \mathbb{B} and \mathbb{D} , as already shown in [18]. To remark also the algebraic symmetry of eq. (39), obtained thanks to the polar formalism and involving only tensor invariants or shift angles, through parameters h_A and h_D .

5.2 Extension isotropy and bending orthotropy

Let us consider now a laminate designed to have \mathbb{A} isotropic and \mathbb{D} orthotropic; then, once more C_2 and C_3 are identities, while C_1 becomes

$$(-1)^{k_D} \frac{R_0^D}{R_1^D} \cos 4(\delta_D - \Phi_B) = \frac{R_0^B}{R_1^B} \cos 2\delta_D. \quad (40)$$

All the quantities concerning \mathbb{A} disappear from C_1 . An example of this kind of laminates can be obtained simply changing the stacking sequence of the laminate considered previously to $[0^\circ, 60^\circ_2, -60^\circ_2, 0^\circ]$. The directional diagrams of \mathbb{A}_{11} , \mathbb{D}_{11} and of the Young's moduli in extension and in bending are shown in Fig. 2.

In the more particular case of \mathbb{B} orthotropic and co-axial to \mathbb{D} , the previous condition simplifies to

$$(-1)^{k_D+h_D} \frac{R_0^D}{R_1^D} = (-1)^{k_B} \frac{R_0^B}{R_1^B}. \quad (41)$$

5.3 Quasi-homogeneous coupled laminates

Let us now consider the QHCL case, i.e. $\mathbb{A} = \mathbb{D}, \mathbb{B} \neq \mathbb{O}$. In this situation the three conditions C_1, C_2 and C_3 are identically satisfied: a sufficient condition for getting $\mathcal{B} = \mathcal{B}^\top$ is that $\mathbb{A} = \mathbb{D}$. This result can be shown directly, in another way: from eq. (10)_{1,3} we get that, if $\mathbb{A} = \mathbb{D}$,

$$\mathcal{A} = (\mathbb{A} - 3\mathbb{B}\mathbb{D}^{-1}\mathbb{B})^{-1} = (\mathbb{D} - 3\mathbb{B}\mathbb{A}^{-1}\mathbb{B})^{-1} = \mathcal{D}, \quad (42)$$

so from eq. (10)₂

$$\mathcal{B}^\top = -3\mathcal{D}\mathbb{B}\mathbb{A}^{-1} = -3\mathcal{A}\mathbb{B}\mathbb{D}^{-1} = \mathcal{B}. \quad (43)$$

To remark that this result is valid also for hybrid laminates.

5.4 Square-symmetric laminates

We consider now laminates composed by square symmetric layers, i.e. layers all having $R_1 = 0 \Rightarrow R_1^A = R_1^B = R_1^D = 0$. In this case, Φ_1^A, Φ_1^B and Φ_1^D are not defined, so $\Phi_A = \Phi_0^A, \Phi_B = \Phi_0^B, \Phi_D = \Phi_0^D$ and we redefine $\delta_A = \Phi_A - \Phi_B, \delta_D = \Phi_D - \Phi_B$. In the case of hybrid laminates, C_1 is an identity, while C_2 becomes

$$\begin{aligned} R_0^A R_0^B T_0^D \sin 4\delta_A - R_0^B R_0^D T_0^A \sin 4\delta_D &= \\ = R_0^A R_0^D T_0^B \sin 4(\delta_A - \delta_D), \end{aligned} \quad (44)$$

and $C_3 = -C_2$. The case of laminates made of identical plies is more delicate, because in such a situation, \mathbb{B} is singular, see below. Hence, \mathbb{H} is not defined, nor C_1, C_2, C_3 . However, it is still possible to calculate \mathcal{B} through eqs. (10)_{1,2} to get

$$\mathcal{B} = -3(\mathbb{A} - 3\mathbb{B}\mathbb{D}^{-1}\mathbb{B})^{-1}\mathbb{B}\mathbb{D}^{-1}, \quad (45)$$

and then impose $\mathcal{B} = \mathcal{B}^\top$, i.e. the three conditions

$$\mathcal{B}_{12} - \mathcal{B}_{21} = 0, \quad \mathcal{B}_{13} - \mathcal{B}_{31} = 0, \quad \mathcal{B}_{23} - \mathcal{B}_{32} = 0. \quad (46)$$

The first condition is an identity, while the second one is

$$R_0^A \sin 4\delta_A = R_0^D \sin 4\delta_D, \quad (47)$$

as the third one. It is also apparent that this last condition can be obtained from eq. (44) putting $T_0^A = T_0^D, T_0^B = 0$, as it is for identical plies.

5.5 R_0 -orthotropic laminates

More exotic and intriguing is the case of R_0 -orthotropic laminates [11], i.e. having $R_0^A = R_0^B = R_0^D = 0$, a case that can be get when all the layers have $R_0 = 0$. A sufficient condition to have a ply with $R_0 = 0$ is that it is reinforced by fibers in equal quantities along two directions tilted of 45° . Now, Φ_0^A, Φ_0^B and Φ_0^D are not defined, so $\Phi_A = \Phi_1^A, \Phi_B = \Phi_1^B, \Phi_D = \Phi_1^D$. Also in this case \mathbb{B} is singular for identical plies, so proceeding like for the previous case, we get the three conditions

$$\begin{aligned} R_1^A (T_0^B T_1^D - T_0^D T_1^B) \cos 2\delta_A + \\ + R_1^D (T_0^A T_1^B - T_0^B T_1^A) \cos 2\delta_D &= \\ = R_1^B (T_0^A T_1^D - T_0^D T_1^A), \end{aligned} \quad (48)$$

$$\begin{aligned} R_1^A \left[2R_1^{B^2} T_0^D - R_1^B T_0^B T_0^D + \right. \\ \left. + T_0^B (T_0^B T_1^D - T_0^D T_1^B) \right] \sin 2\delta_A + \\ + R_1^D \left[R_1^B T_0^A T_0^B - 2R_1^{B^2} T_0^A - \right. \\ \left. - T_0^B (T_0^B T_1^A - T_0^A T_1^B) \right] \sin 2\delta_D = \\ = R_1^A R_1^D T_0^B (2R_1^B - T_0^B) \sin 2(\delta_A - \delta_D), \end{aligned} \quad (49)$$

$$\begin{aligned}
& R_1^A \left[2R_1^{B^2} T_0^D + R_1^B T_0^B T_0^D + \right. \\
& + T_0^B (T_0^B T_1^D - T_0^D T_1^B) \left. \right] \sin 2\delta_A - \\
& - R_1^D \left[R_1^B T_0^A T_0^B + 2R_1^{B^2} T_0^A + \right. \\
& + T_0^B (T_0^B T_1^A - T_0^A T_1^B) \left. \right] \sin 2\delta_D = \\
& = R_1^A R_1^D T_0^B (2R_1^B + T_0^B) \sin 2(\delta_A - \delta_D).
\end{aligned} \tag{50}$$

For laminates made of identical plies, the first one of the above conditions becomes an identity while the two others coincide and are

$$R_1^A \sin 2\delta_A = R_1^D \sin 2\delta_D. \tag{51}$$

5.6 Hybrid isotropic coupled laminates

A special case of coupled laminates is the one get by stacking together isotropic plies of different materials, like in the case of a bimetal. In this circumstance, \mathbb{A} , \mathbb{B} and \mathbb{D} depend uniquely on $T_0^A, T_1^A, T_0^B, T_1^B, T_0^D, T_1^D$. Using successively eqs. (11), written for $\mathbb{A}, \mathbb{B}, \mathbb{D}$, and (10)_{1,2} we obtain

$$\mathcal{B} = \begin{bmatrix} t_0^B + 2t_1^B & -t_0^B + 2t_1^B & 0 \\ -t_0^B + 2t_1^B & t_0^B + 2t_1^B & 0 \\ 0 & 0 & 2t_0^B \end{bmatrix}, \tag{52}$$

with

$$t_0^B = \frac{3}{4} \frac{T_0^B}{3T_0^{B^2} - T_0^A T_0^D}, \quad t_1^B = \frac{3}{16} \frac{T_1^B}{3T_1^{B^2} - T_1^A T_1^D}, \tag{53}$$

i.e. \mathcal{B} is isotropic too and $\mathcal{B} = \mathcal{B}^\top$.

6 Rari-constant \mathcal{B}

In the previous section we have seen in which circumstances $\mathcal{B} \in \mathbb{Ela}$. If the laminate is hybrid, in such a situation \mathbb{B} and \mathcal{B} belong hence to the same subspace of 4th-rank tensors, but if the plies are identical, this is no longer true, because $\mathbb{B} \in \mathbb{Ela}\text{-rc}$, the set of rari-constant elastic tensors. So, the question is: can $\mathcal{B} \in \mathbb{Ela}\text{-rc}$? The mathematical condition for this to happen [20] is

$$t_0^B = t_1^B. \tag{54}$$

Unfortunately, the expression of this equation in terms of stiffness moduli, get using a code for formal computing, is too huge to be written and handled, in the general case. However, in some particular cases this can be done, e.g. for square symmetric laminates, i.e. $R_1^A = R_1^B = R_1^D = 0$, when the last equation becomes particularly simple:

$$R_0^A \cos 4\delta_A + R_0^D \cos 4\delta_D = 0; \tag{55}$$

This condition should be satisfied in addition to eq. (47), which happens only for particular values of δ_A and δ_D , namely when

$$\tan 4\delta_A = -\tan 4\delta_D \iff \delta_A + \delta_D = \frac{\pi}{4}. \tag{56}$$

Hence, in general for laminates of identical plies $\mathcal{B} \notin \mathbb{Ela}\text{-rc}$.

7 Definiteness of \mathbb{B} and \mathcal{B}

As previously said, \mathbb{B} and \mathcal{B} are not defined, in the sense that they do not define a positive, nor a negative, quadratic form. As a consequence, it is not possible to define bounds for the moduli of these two tensors independently from the two other ones, \mathbb{A} and \mathbb{D} [18]. In particular, among the bounds defined for the polar invariants of any elastic tensor [17]

$$\begin{aligned} T_0 - R_0 &> 0, \\ T_1(T_0^2 - R_0^2) - 2R_1^2[T_0 - R_0 \cos 4(\Phi_0 - \Phi_1)] &> 0, \\ R_0 &\geq 0, \\ R_1 &\geq 0, \end{aligned} \tag{57}$$

only the last two are valid for \mathbb{B} and \mathcal{B} , because actually R_0 and R_1 are the moduli of complex numbers, and as such intrinsically non negative quantities. To notice that, because eq. (57)_{1,2} are no longer valid for \mathbb{B} and \mathcal{B} , then $T_0^B, T_1^B, t_0^B, t_1^B$ are not necessarily positive, unlike for $\mathbb{A}, \mathbb{D}, \mathcal{A}, \mathcal{D}$.

Actually, the non definiteness of \mathbb{B} can be seen directly: if eq. (6)₂ is written for a frame where the axis z is changed to ζ , oriented contrarily to z , then $\zeta_k = z_{n-k} \forall k = 0, \dots, n$ and then we get, with the new axis,

$$\begin{aligned} \mathbb{B}_\zeta &= \frac{1}{h^2} \sum_{k=1}^n (\zeta_k^2 - \zeta_{k-1}^2) \mathbb{Q}_k(\delta_k) = \\ &= \frac{1}{h^2} \sum_{k=1}^n (z_{n-k}^2 - z_{n-k+1}^2) \mathbb{Q}_k(\delta_k) = \\ &= -\frac{1}{h^2} \sum_{k=1}^n (z_{n-k+1}^2 - z_{n-k}^2) \mathbb{Q}_k(\delta_k) = -\mathbb{B}_z, \end{aligned} \tag{58}$$

where \mathbb{B}_ζ is \mathbb{B} written with the axis ζ and \mathbb{B}_z with the axis z . So, inverting the axis makes change the sign of all the components of \mathbb{B} , which means that \mathbb{B} cannot be defined. Using the same reasoning with eqs. (13)_{1,2}, it can be easily checked that the same is true also for T_0^B and T_1^B , of course in the case of hybrid laminates, because for the case of identical plies $T_0^B = T_1^B = 0$. In this situation, R_0^B and R_1^B are not null, otherwise $\mathbb{B} = \mathbb{O}$, and necessarily positive, i.e. they are insensitive to a change of orientation of the laminate. So, the change of the sign of \mathbb{B} is get by a change of the polar angles Φ_0 and Φ_1 in passing from the z to the ζ frame, namely

$$(\Phi_0^B)_\zeta = \frac{\pi}{4} + (\Phi_0^B)_z, \quad (\Phi_1^B)_\zeta = \frac{\pi}{2} + (\Phi_1^B)_z. \tag{59}$$

The same considerations are valid for \mathcal{B} too; this can be checked using eq. (45):

$$\begin{aligned} \mathcal{B}_\zeta &= -3(\mathbb{A} - 3\mathbb{B}_\zeta \mathbb{D}^{-1} \mathbb{B}_\zeta)^{-1} \mathbb{B}_\zeta \mathbb{D}^{-1} = \\ &= -3(\mathbb{A} - 3(-\mathbb{B}_z) \mathbb{D}^{-1} (-\mathbb{B}_z))^{-1} (-\mathbb{B}_z) \mathbb{D}^{-1} = \\ &= 3(\mathbb{A} - 3\mathbb{B}_z \mathbb{D}^{-1} \mathbb{B}_z)^{-1} \mathbb{B}_z \mathbb{D}^{-1} = -\mathcal{B}_z. \end{aligned} \tag{60}$$

Then, from eq. (11) we get that in passing from z to ζ , t_0^B and t_1^B change of sign while φ_0^B and φ_1^B change like in eq. (59).

8 Singularity of \mathbb{B} and \mathcal{B}

In some cases \mathbb{B} and \mathcal{B} are singular, e.g., when $\mathbb{B} = \mathcal{B} = \mathbb{O}$. We investigate now when this happens. From eqs. (5) and (11), written for \mathbb{B} , we get

$$\det \mathbb{B} = 16 \left[T_1^B \left(T_0^{B^2} - R_0^{B^2} \right) - 2R_1^{B^2} \left(T_0^B - R_0^B \cos 4\Phi_B \right) \right]. \quad (61)$$

Hence, the condition for \mathbb{B} to be singular is

$$T_1^B \left(T_0^{B^2} - R_0^{B^2} \right) = 2R_1^{B^2} \left(T_0^B - R_0^B \cos 4\Phi_B \right). \quad (62)$$

For hybrid laminates, this is possible

- if \mathbb{B} is orthotropic, see below, when

$$T_1^B (T_0^B + (-1)^{k_B} R_0^B) = 2R_1^{B^2}; \quad (63)$$

- if the laminate is isotropic, like bimetal plates, when

$$T_0^B T_1^B = 0, \quad (64)$$

i.e. when only one among T_0^B and T_1^B is null (not both, which implies $\mathbb{B} = \mathbb{O}$).

For laminates made of identical plies, \mathbb{B} is singular \iff

$$R_0^B R_1^B \cos 4\Phi_B = 0. \quad (65)$$

This happens in the following cases:

- \mathbb{B} is square symmetric: $R_1^B = 0$;
- \mathbb{B} is R_0 -orthotropic: $R_0^B = 0$;
- $\Phi_B = \frac{\pi}{8} + k\frac{\pi}{4}$.

In particular, because Φ_B is not a multiple of $\frac{\pi}{4}$, an orthotropic laminate of identical plies cannot have \mathbb{B} singular.

Using the theorem of Binet in eq. (10)₂ gives

$$\det \mathcal{B} = -27 \frac{\det \mathcal{A} \det \mathbb{B}}{\det \mathbb{D}}; \quad (66)$$

because \mathcal{A} and \mathbb{D} are nonsingular,

$$\det \mathcal{B} = 0 \iff \det \mathbb{B} = 0. \quad (67)$$

9 Shapes of \mathbb{B} and \mathcal{B}

We call here, for the sake of shortness, *shape of \mathbb{B}* the way the matrix representing \mathbb{B} is filled in, e.g. when it is orthotropic and in which axes. This is of some importance in applications, when some coupling effect is to be designed.

We consider just the case of laminates made of identical plies, because the hybrid case does not allow to obtain general results, unless the simple case of isotropic coupled laminates, already considered before (the matrix representing \mathbb{B} is like the one of eq. (52), it is sufficient to replace t_0^B, t_1^B by T_0^B, T_1^B). Considering the basic layer to be orthotropic, like it always is in reality, from eqs. (17) and (11), written for \mathbb{B} and $\theta = \Phi_1^B$, making equal the two expressions of \mathbb{B}_{11} and of \mathbb{B}_{22} we obtain the two equations

$$\begin{cases} (-1)^k R_0 \xi_5 + 4R_1 \xi_7 = R_0^B \cos 4\Phi_B + 4R_1^B, \\ (-1)^k R_0 \xi_5 - 4R_1 \xi_7 = R_0^B \cos 4\Phi_B - 4R_1^B; \end{cases} \quad (68)$$

summing and subtracting the second from the first one, gives

$$\xi_5 = (-1)^k \frac{R_0^B}{R_0} \cos 4\Phi_B, \quad \xi_7 = \frac{R_1^B}{R_1}. \quad (69)$$

Making the same with components \mathbb{B}_{16} and \mathbb{B}_{26} gives the equations

$$\begin{cases} (-1)^k R_0 \xi_6 + 2R_1 \xi_8 = R_0^B \sin 4\Phi_B, \\ -(-1)^k R_0 \xi_6 + 2R_1 \xi_8 = -R_0^B \sin 4\Phi_B; \end{cases} \quad (70)$$

and again summing and subtracting we get

$$\xi_6 = (-1)^k \frac{R_0^B}{R_0} \sin 4\Phi_B, \quad \xi_8 = 0. \quad (71)$$

Finally, in the most general case the matrix representing \mathbb{B} is

$$\mathbb{B} = (-1)^k R_0 \begin{bmatrix} \xi_5 + 4(-1)^k \rho \xi_7 & -\xi_5 & \sqrt{2}\xi_6 \\ -\xi_5 & \xi_5 - 4(-1)^k \rho \xi_7 & -\sqrt{2}\xi_6 \\ \sqrt{2}\xi_6 & -\sqrt{2}\xi_6 & -2\xi_5 \end{bmatrix}, \quad (72)$$

with ρ the *anisotropy ratio* of the basic layer:

$$\rho = \frac{R_1}{R_0}. \quad (73)$$

We remark that it is sufficient to know three lamination parameters to determine entirely \mathbb{B} . It is also worth noting that eqs. (69) and (71) give the lamination parameters as functions of only invariant mechanical parameters of the basic layer and of \mathbb{B} . This is true also for the other lamination parameters concerning \mathbb{A} and \mathbb{D} and gives the relation between the geometry of the stack and the mechanical properties of the layer and of the laminate.

Let us now consider some usual cases of laminates.

9.1 Angle-ply coupled laminates

In angle-ply laminates, the layers are oriented, at equal number, at $\pm\delta$. Then, because $\sum_{k=1}^n b_k = 0$, see [17],

$$\begin{aligned}
\xi_5 &= \sum_{k=1}^n b_k \cos 4\delta = 0, \\
\xi_6 &= \sum_{k=1}^n b_k \sin 4(\pm\delta) = \sin 4\delta \left(\sum_k b_k^+ - \sum_k b_k^- \right) = \\
&= 2 \sin 4\delta \sum_k b_k^+ = -2 \sin 4\delta \sum_k b_k^-, \\
\xi_7 &= \sum_{k=1}^n b_k \cos 2\delta = 0,
\end{aligned} \tag{74}$$

where, for the sake of shortness, b_k^+ are the coefficient of the plies with orientation $+\delta$ and b_k^- those with orientation $-\delta$. As a consequence,

$$\mathbb{B} = 2\sqrt{2}(-1)^k \sum_k b_k^+ R_0 \sin 4\delta \begin{bmatrix} 0 & 0 & 1 \\ 0 & 0 & -1 \\ 1 & -1 & 0 \end{bmatrix}. \tag{75}$$

By consequence, using the converse of eq. (11), see [17], we get that

$$R_0^B = 2(-1)^k \sum_k b_k^+ R_0 \sin 4\delta, \quad R_1^B = 0, \quad \Phi_0^B = \frac{\pi}{8}. \tag{76}$$

To remark that in such a case, \mathbb{B} is singular and, generally speaking, $\mathcal{B} \neq \mathcal{B}^\top$ and \mathcal{B} has not the same shape of \mathbb{B} , as it can be proved using the last expression of \mathbb{B} into eq. (45) (the expression of \mathcal{B} is not given as too long to be written). However, if \mathbb{A} and \mathbb{D} are orthotropic and coaxial, then \mathcal{B} will have the same shape of \mathbb{B} but it will remain un-symmetric:

$$\mathcal{B}(\theta) = \begin{bmatrix} 0 & 0 & \mathcal{B}_{16}(\theta) \\ 0 & 0 & \mathcal{B}_{26}(\theta) \\ \mathcal{B}_{61}(\theta) & \mathcal{B}_{62}(\theta) & 0 \end{bmatrix}; \tag{77}$$

Because $\mathcal{B} \neq \mathcal{B}^\top$, it cannot be represented by the polar formalism for a tensor of $\mathbb{E}1a$, eq. (11) and the converse of eq. (21) must be used to get the polar parameters of \mathcal{B} when it is not symmetric, cf. [23]. The general case gives very long expressions, so we consider the particular and simpler case of $\delta_A = \delta_D = 0, k_A = k_D = 0$, for which we give the final

result:

$$\begin{aligned}
\mathcal{B}_{16} &= \frac{3(R_1^A - T_1)\mathbb{B}_{16}}{4(T_0 - R_0^D) \left[(R_0^A + T_0)T_1 - 2R_1^{A^2} \right] - 6T_1\mathbb{B}_{16}^2}, \\
\mathcal{B}_{26} &= \frac{3(R_1^A + T_1)\mathbb{B}_{16}}{4(T_0 - R_0^D) \left[(R_0^A + T_0)T_1 - 2R_1^{A^2} \right] - 6T_1\mathbb{B}_{16}^2}, \\
\mathcal{B}_{61} &= \frac{3(R_1^D - T_1)\mathbb{B}_{16}}{4(T_0 - R_0^A) \left[(R_0^D + T_0)T_1 - 2R_1^{D^2} \right] - 6T_1\mathbb{B}_{16}^2}, \\
\mathcal{B}_{62} &= \frac{3(R_1^D + T_1)\mathbb{B}_{16}}{4(T_0 - R_0^A) \left[(R_0^D + T_0)T_1 - 2R_1^{D^2} \right] - 6T_1\mathbb{B}_{16}^2}.
\end{aligned} \tag{78}$$

It is worth noting that conditions (74)_{1,3} are satisfied by two different kind of special orthotropies of \mathbb{B} :

- \mathbb{B} R_0 - orthotropic: $R_0^B = 0$,
- \mathbb{B} square-symmetric: $R_1^B = 0$,

but also by a completely anisotropic \mathbb{B} :

$$\cos 4\Phi_B = 0 \Rightarrow \Phi_B = \frac{\pi}{8}. \tag{79}$$

We notice also that the angle-ply stack is not the only way to obtain \mathbb{B} of the same shape as in eq. (75); the necessary and sufficient condition is that $\xi_5 = \xi_7 = 0$, which can be obtained also by other stacking sequences.

9.2 Cross-ply coupled laminates

In this case, $\delta_k \in \{0, \frac{\pi}{2}\} \forall k = 1, \dots, n$. As a consequence, \mathbb{A} and \mathbb{D} are automatically orthotropic and

$$\begin{aligned}
\xi_5 &= \sum_{k=1}^n b_k \cos 4\delta_k = \sum_{k=1}^n b_k = 0, \\
\xi_6 &= \sum_{k=1}^n b_k \sin 4\delta_k = 0, \\
\xi_7 &= \sum_{k=1}^n b_k \cos 2\delta_k = \sum_k b_k \cos 0 + \sum_j b_j \cos \pi = \\
&= 2 \sum_k b_k = -2 \sum_j b_j,
\end{aligned} \tag{80}$$

where the sum over k is for plies at 0° and that over j for those at 90° . A quick glance at eqs. (69)₁ and (71)₁ shows that $\xi_5 = \xi_6 = 0 \iff R_0^B = 0$: the coupling of a cross-ply

laminate is necessarily R_0 -orthotropic. Finally

$$\begin{aligned}\mathbb{B} &= 4(-1)^k R_0 \begin{bmatrix} (-1)^k \rho \xi_7 & 0 & 0 \\ 0 & -(-1)^k \rho \xi_7 & 0 \\ 0 & 0 & 0 \end{bmatrix} = \\ &= 8R_1 \sum_k b_k \begin{bmatrix} 1 & 0 & 0 \\ 0 & 1 & 0 \\ 0 & 0 & 0 \end{bmatrix}.\end{aligned}\tag{81}$$

\mathbb{B} is of course singular. Proceeding for \mathcal{B} like for angle-ply laminates, we find again that $\mathcal{B} \neq \mathcal{B}^\top$ but, unlike angle-ply, \mathcal{B} does not have, in general, the same shape of \mathbb{B} :

$$\mathcal{B} = \begin{bmatrix} \mathcal{B}_{11} & \mathcal{B}_{12} & 0 \\ \mathcal{B}_{21} & \mathcal{B}_{22} & 0 \\ 0 & 0 & 0 \end{bmatrix};\tag{82}$$

the expression of the \mathcal{B}_{ij} s is not given here as too much long.

9.3 Specially orthotropic laminates

If the basic layer has $R_1 = 0$, then $R_1^A = R_1^B = R_1^D = 0$, ξ_7 and ξ_8 are not defined, \mathbb{B} and \mathcal{B} are singular, as it was already found, and $\mathcal{B} \neq \mathcal{B}^\top$. The expression of \mathcal{B} is omitted as too much long.

If now $R_0 = 0$ for the basic layer, then $R_0^A = R_0^B = R_0^D = 0$ and now ξ_5 and ξ_6 are not defined. The matrix of \mathbb{B} reduces to

$$\mathbb{B} = 4R_1 \xi_7 \begin{bmatrix} 1 & 0 & 0 \\ 0 & -1 & 0 \\ 0 & 0 & 0 \end{bmatrix},\tag{83}$$

confirming the predicted result that \mathbb{B} is singular, like \mathcal{B} , which in general will not be symmetric. However, if $\delta_A = \delta_D = 0$, i.e., if \mathbb{A} and \mathbb{D} are coaxial with \mathbb{B} , then

$$\mathcal{B} = \begin{bmatrix} \mathcal{B}_{11} & \mathcal{B}_{12} & 0 \\ \mathcal{B}_{12} & \mathcal{B}_{22} & 0 \\ 0 & 0 & 0 \end{bmatrix},\tag{84}$$

i.e. $\mathcal{B} = \mathcal{B}^\top$ (the \mathcal{B}_{ij} s are omitted because too much long).

10 Influence of \mathbb{B} on the compliances \mathcal{A} and \mathcal{D}

As introduced, and shown in the two previous examples, the existence of a coupling modifies the compliances of the laminate, in the sense that the elastic symmetries are in general not preserved, e.g. \mathcal{A} can be anisotropic or orthotropic also when \mathbb{A} is isotropic) nor the shape (e.g. \mathbb{A} and \mathcal{A} can be both orthotropic but with the orthotropy axes shifted), the same for \mathbb{D} and \mathcal{D} . Hence, the question is: can the shape and symmetries of \mathcal{A} and \mathcal{D} be predicted knowing \mathbb{A} and \mathbb{D} when $\mathbb{B} \neq \mathbb{O}$?

Unfortunately, it is not possible to have a general response to this question: on the one hand, the situations can be very different and impossible to be reduced to a unique set

of conditions, on the other hand, equations are so complicate that they do not allow to extract some useful and simple results. However, some interesting cases can be analyzed, they are detailed hereafter.

10.1 Isotropic QHCL

Let us consider first the case of coupled laminates composed by identical layers, designed to have $\mathbb{A} = \mathbb{D}$ and isotropic: $R_0^A = R_0^D = R_1^A = R_1^D = 0$. The question is: how are tensors \mathcal{A} and \mathcal{D} ? First of all, some examples of this case are the following stacking sequences of QHCL :

$$\begin{aligned}
& [\alpha, \alpha, \beta, \alpha, \beta, \gamma, \beta, \alpha, \alpha, \alpha, \gamma, \beta, \gamma, \gamma, \beta, \gamma, \beta, \gamma], \\
& [\alpha, \alpha, \beta, \alpha, \gamma, \beta, \beta, \alpha, \alpha, \alpha, \beta, \gamma, \gamma, \gamma, \gamma, \beta, \beta, \gamma], \\
& [\alpha, \alpha, \beta, \alpha, \gamma, \beta, \gamma, \alpha, \alpha, \alpha, \beta, \beta, \gamma, \gamma, \gamma, \beta, \beta, \gamma], \\
& [\alpha, \beta, \gamma, \gamma, \beta, \beta, \gamma, \alpha, \beta, \beta, \alpha, \gamma, \alpha, \gamma, \alpha, \alpha, \gamma, \beta], \\
& [\alpha, \beta, \gamma, \gamma, \beta, \gamma, \beta, \gamma, \alpha, \alpha, \gamma, \beta, \alpha, \alpha, \beta, \beta, \alpha, \gamma].
\end{aligned} \tag{85}$$

When the identical layers are at least orthotropic and α, β, γ are either $0^\circ, 60^\circ$ or -60° , then all of them have the same $\mathbb{A}, \mathcal{A}, \mathbb{D}$ and \mathcal{D} but different \mathbb{B} and \mathcal{B} . Moreover, $\mathbb{A} = \mathbb{D}, \mathcal{A} = \mathcal{D}$ and isotropic; eq. (51) is satisfied, so \mathcal{B} is symmetric for all the cases.

Using eqs. (10) and (11) written for $\theta = \Phi_1^B$ in this case, we can compute the expression of r_0^A and r_1^A , that are equal to r_0^D and r_1^D respectively, thanks to eq. (42). These quantities are given by the reverse of eq. (11), see [17]:

$$\begin{aligned}
r_0^A &= \frac{1}{8} \sqrt{(\mathcal{A}_{11} - 2\mathcal{A}_{12} - 2\mathcal{A}_{66} + \mathcal{A}_{22})^2 + 8(\mathcal{A}_{16} - \mathcal{A}_{26})^2}, \\
r_1^A &= \frac{1}{8} \sqrt{(\mathcal{A}_{11} - \mathcal{A}_{22})^2 + 2(\mathcal{A}_{16} + \mathcal{A}_{26})^2}.
\end{aligned} \tag{86}$$

Developing the computations gives the following two conditions:

$$\begin{aligned}
r_0^A = 0 &\iff R_1^B \left[36R_1^{B^4}T_0^2 - 12R_1^{B^2}T_0^3T_1 + \right. \\
&\quad \left. + (9R_0^{B^4} + T_0^4)T_1^2 + \right. \\
&\quad \left. + 6R_0^{B^2}T_0T_1(T_0T_1 - 6R_1^{B^2}) \cos 8\Phi_B \right] = 0, \\
r_1^A = 0 &\iff R_0^B R_1^B \left[18R_1^{B^4}T_0^2 + (T_0^2 - 3R_0^{B^2})^2 T_1^2 - \right. \\
&\quad \left. - 6R_1^{B^2}T_0T_1(T_0^2 - 3R_0^{B^2})(1 - \cos 8\Phi_B) - \right. \\
&\quad \left. - 18R_1^{B^4}T_0^2 \cos 8\Phi_B \right] = 0
\end{aligned} \tag{87}$$

10.1.1 Case $R_1^B = 0$.

This is a sufficient condition for preserving the isotropy of \mathcal{A} and \mathcal{D} . We recall that if the basic layer is square symmetric, automatically $R_1^A = R_1^B = R_1^D = 0$ (but this is not

necessary to obtain $R_1^B = 0$). In such a situation, we get

$$\begin{aligned} t_0^A = t_0^D &= \frac{T_0}{4(T_0^2 - 3R_0^{B2})}, \quad t_1^A = t_1^D = \frac{1}{16T_1} \\ t_0^B = t_1^B = r_1^B &= 0, \quad r_0^B = \frac{3R_0^B}{4(T_0^2 - 3R_0^{B2})}, \quad \varphi_0^B = \Phi_0^B, \end{aligned} \quad (88)$$

i.e., \mathcal{B} is square symmetric, like \mathbb{B} . Moreover, $\forall \theta$

$$\mathcal{A} = \begin{bmatrix} 2t_1^A + t_0^A & 2t_1^A - t_0^A & 0 \\ 2t_1^A - t_0^A & 2t_1^A + t_0^A & 0 \\ 0 & 0 & 2t_0^A \end{bmatrix}, \quad \mathcal{D} = \mathcal{A} \quad (89)$$

and

$$\mathcal{B}(\theta) = r_0^B \begin{bmatrix} \cos 4\theta & -\cos 4\theta & -\sqrt{2} \sin 4\theta \\ -\cos 4\theta & \cos 4\theta & \sqrt{2} \sin 4\theta \\ -\sqrt{2} \sin 4\theta & \sqrt{2} \sin 4\theta & -2 \cos 4\theta \end{bmatrix}. \quad (90)$$

So, if $\theta = 0$,

$$\mathcal{B}(\theta = 0) = r_0^B \begin{bmatrix} 1 & -1 & 0 \\ -1 & 1 & 0 \\ 0 & 0 & -2 \end{bmatrix}; \quad (91)$$

let us consider such a plate acted upon only by in-plane forces $\mathbf{N} = (N_1, N_2, N_6)$, a situation of interest in practice and considered also for other cases in the following; by eq. (9) we get

$$\kappa_1 = -\kappa_2 = \frac{2}{h^2} r_0^B (N_1 - N_2), \quad \kappa_6 = -\frac{4}{h^2} r_0^B N_6. \quad (92)$$

Because the effect of h on the curvatures varies like $\frac{1}{h^2}$, the deformation of thin plates can be very important. If $N_1 = N_2, N_6 = 0$, the plate will not bend, nor twist, if $N_2 = -N_1$, or $N_1 = 0, N_2 \neq 0$ or $N_1 \neq 0, N_2 = 0$, and $N_6 = 0$, then $\kappa_1 = -\kappa_2$ everywhere: the Gaussian curvature $K = \kappa_1 \kappa_2$ is negative, so the deformed surface is made of hyperbolic points. Moreover, the plate bends as a minimal surface, because the mean curvature $H = \frac{1}{2}(\kappa_1 + \kappa_2)$ is null everywhere [19, 6]. As an example, consider a simple square plate made of two layers with $R_1 = 0$ with the sequence $[-22.5^\circ, 22.5^\circ]$. The material is a carbon-epoxy balanced fabric [2] with the following characteristics: $E_1 = E_2 = 5.4 \times 10^4$ MPa, $G_{12} = 4 \times 10^3$ MPa, $\nu_{12} = 0.045$, thickness $h_L = 0.16$ mm. The plate has dimensions 200×200 mm and is acted upon by the in-plane forces $N_1 = 2$ N/mm, $N_2 = -2$ N/mm: tension along the x_1 axis and compression along the x_2 axis. With these data, we get $h = 0.32$ mm, $T_0 = 1.49 \times 10^4$ MPa and $R_0^B = 5.45 \times 10^3$ MPa, that gives, according to eqs. (88) and (92), $r_0^B = 3.07 \times 10^{-5}$ MPa $^{-1}$ and $\kappa_1 = 1.2 \times 10^{-2}$ mm $^{-1}$. The result is shown in Fig. 3.

If now $N_1 = N_2, N_6 \neq 0$, i.e. if the plate is submitted uniquely to in-plane shear, it will twist without bending. As an example, let us consider the same plate as above, now with dimensions 500 mm along x_1 and 300 mm along x_2 , submitted to the in-plane shear $N_6 = -2$ N/mm, which gives, eq. (92), $\kappa_6 = 2.4 \times 10^{-3}$ mm $^{-1}$. The deformation of the plate is shown in Fig. 4.

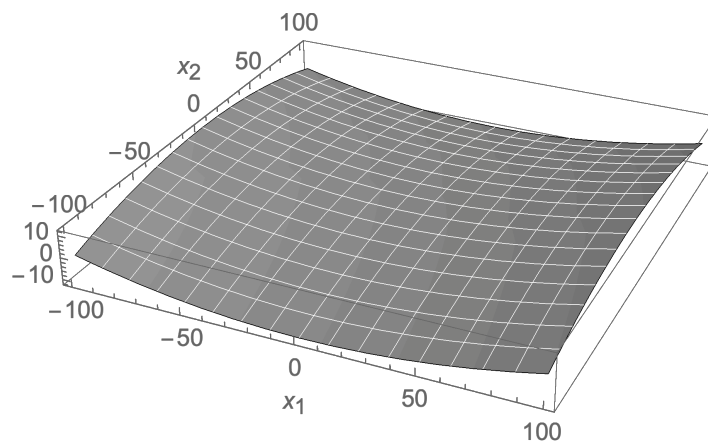


Figure 3: An example of a coupled laminate with $\mathcal{A} = \mathcal{D}$ and isotropic, made of layers with $R_1 = 0$ and submitted to in-plane stretch: the deformed surface is a minimal surface (units: mm).

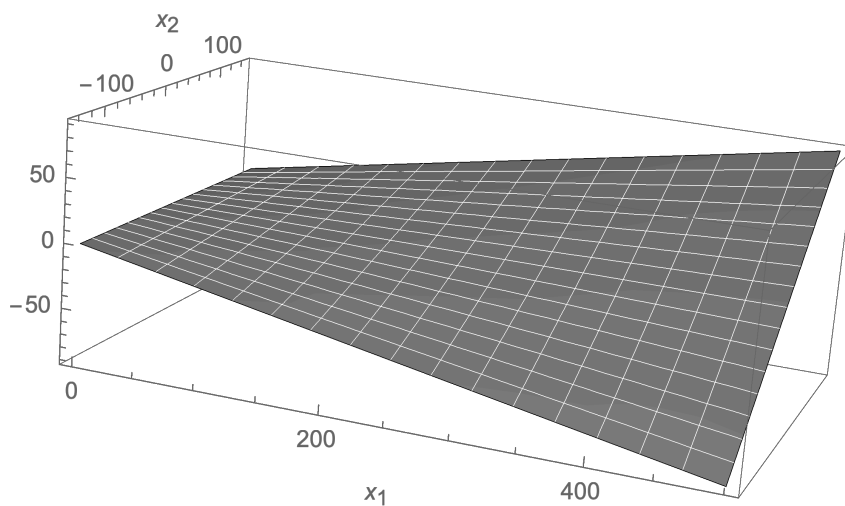


Figure 4: The same coupled laminate submitted to in-plane shear: the plate twists as an effect of coupling (units: mm).

10.1.2 Case $R_0^B = 0$.

It is interesting to analyze the case of the condition $R_0^B = 0$. In such a case we get

$$\begin{aligned}
t_0^A &= t_0^D = \frac{T_0 T_1 - 3R_1^{B^2}}{4T_0 (T_0 T_1 - 6R_1^{B^2})}, \\
t_1^A &= t_1^D = \frac{T_0}{16 (T_0 T_1 - 6R_1^{B^2})}, \\
r_0^A &= r_0^D = \frac{3R_1^{B^2}}{4T_0 (T_0 T_1 - 6R_1^{B^2})}, \\
r_1^A &= r_1^D = t_0^B = t_1^B = r_0^B = 0, \\
r_1^B &= \frac{3R_1^B}{8 (T_0 T_1 - 6R_1^{B^2})}, \\
\varphi_0^A &= \varphi_0^D = \varphi_1^B = \Phi_0^B.
\end{aligned} \tag{93}$$

So, \mathcal{A} and \mathcal{D} are no longer isotropic, but square symmetric, while \mathcal{B} is R_0 -orthotropic, like \mathbb{B} . Again fixing the frame in such a way that $\Phi_0^B = 0$, it is

$$\mathcal{B}(\theta) = 2\sqrt{2}r_1^B \begin{bmatrix} \sqrt{2} \cos 2\theta & 0 & -\sin 2\theta \\ 0 & -\sqrt{2} \cos 2\theta & -\sin 2\theta \\ -\sin 2\theta & -\sin 2\theta & 0 \end{bmatrix}, \tag{94}$$

Two cases of actions are interesting. The first one, is for $\theta = 0$:

$$\mathcal{B}(\theta = 0) = 4r_1^B \begin{bmatrix} 1 & 0 & 0 \\ 0 & -1 & 0 \\ 0 & 0 & 0 \end{bmatrix}, \tag{95}$$

so, if $\mathbf{N} = (N_1, N_2, N_6)$,

$$\kappa_1 = \frac{8}{h^2} r_1^B N_1, \quad \kappa_2 = -\frac{8}{h^2} r_1^B N_2, \quad \kappa_6 = 0. \tag{96}$$

If $N_2 = -N_1$, $\kappa_1 = \kappa_2$, but if $N_1 = N_2$, then $\kappa_1 = -\kappa_2$: like in the previous case, the Gaussian curvature is negative, hence the deformed surface is made of hyperbolic points, and the plate bends as a minimal surface, because the mean curvature vanishes everywhere. Moreover, curvatures are insensitive to any in-plane shear.

The second case is for $\theta = \frac{\pi}{4}$:

$$\mathcal{B}\left(\theta = \frac{\pi}{4}\right) = -2\sqrt{2}r_1^B \begin{bmatrix} 0 & 0 & 1 \\ 0 & 0 & 1 \\ 1 & 1 & 0 \end{bmatrix}, \tag{97}$$

so for $\mathbf{N} = (N_1, N_2, N_6)$ we have

$$\kappa_1 = \kappa_2 = -\frac{4\sqrt{2}}{h^2} r_1^B N_6, \quad \kappa_6 = -\frac{4\sqrt{2}}{h^2} r_1^B (N_1 + N_2). \tag{98}$$

Hence, for a pure in-plane shear, $N_6 \neq 0, N_1 = N_2 = 0$, the plate will equally bend in the two directions x_1 and x_2 , while for a pure stretch, $N_6 = 0$, the plate twists, unless $N_1 = -N_2$, when no deformation is produced by coupling.

10.2 Extension isotropy and bending orthotropy

If only \mathbb{A} is isotropic while \mathbb{D} is orthotropic, like \mathbb{B} and with the same axes and $\Phi_B = \Phi_D = 0$, then \mathcal{A} will remain isotropic if and only if

$$\begin{aligned}
r_0^A = 0 &\iff 6R_1^{B^4}T_0 + T_1 \left(R_0^{D^2}R_1^{B^2} - R_0^{B^2}R_1^{D^2} \right) + \\
&\quad + 2R_0^B R_1^B R_1^D T_0 T_1 - R_1^{B^2} \left(3R_0^{B^2} + T_0^2 \right) T_1 + \\
&\quad + R_0^D \left(R_0^{B^2} T_1^2 - 6R_1^{B^4} - 2R_0^B R_1^B R_1^D T_1 \right) = 0, \\
r_1^A = 0 &\iff R_1^B \left(T_1 R_0^B - 2R_1^B R_1^D \right) = 0.
\end{aligned} \tag{99}$$

A set of sufficient conditions is $\{R_1^B = 0, R_1^{D^2} = T_1 R_0^D\}$. Though to get such a kind of laminates is not simple, but possible through an optimization procedure, it is nevertheless interesting to consider them. After calculation, it is found that

$$\begin{aligned}
t_0^A &= \frac{T_0 - R_0^D}{4 \left(T_0^2 - T_0 R_0^D - 3R_0^{B^2} \right)}, \quad t_1^A = \frac{1}{16T_1}, \\
t_0^D &= \frac{T_0}{4 \left(T_0^2 - T_0 R_0^D - 3R_0^{B^2} \right)}, \\
t_1^D &= \frac{T_0^2 + T_0 R_0^D - 3R_0^{B^2}}{16T_1 \left(T_0^2 - T_0 R_0^D - 3R_0^{B^2} \right)}, \\
r_0^D = 0, \quad r_1^D &= \frac{T_0}{8 \left(T_0^2 - T_0 R_0^D - 3R_0^{B^2} \right)} \sqrt{\frac{R_0^D}{T_1}}.
\end{aligned} \tag{100}$$

Hence, \mathcal{D} is R_0 -orthotropic. Moreover

$$\mathcal{B} = \begin{bmatrix} \mathcal{B}_{11} & \mathcal{B}_{12} & 0 \\ -\mathcal{B}_{11} & -\mathcal{B}_{12} & 0 \\ 0 & 0 & \mathcal{B}_{66} \end{bmatrix}, \tag{101}$$

with

$$\begin{aligned}
\mathcal{B}_{11} &= \frac{3R_0^B (\sqrt{T_1 R_0^D} - T_1)}{4T_1 \left(T_0^2 - T_0 R_0^D - 3R_0^{B^2} \right)}, \\
\mathcal{B}_{12} &= \frac{3R_0^B (\sqrt{T_1 R_0^D} + T_1)}{4T_1 \left(T_0^2 - T_0 R_0^D - 3R_0^{B^2} \right)}, \\
\mathcal{B}_{66} &= \frac{3R_0^B}{2 \left(T_0^2 - T_0 R_0^D - 3R_0^{B^2} \right)}.
\end{aligned} \tag{102}$$

\mathcal{B} is singular and $\mathcal{B} \neq \mathcal{B}^\top$. Then, also in this case it cannot be represented by the polar formalism for a tensor of $\mathbb{E}la$, eq. (11) and the converse of eq. (21) must be used to

compute the polar parameters, cf. [23]; we get

$$\begin{aligned}
t_0^B &= t_1^B = t_3^B = r_2^B = 0, \quad \varphi_0^B = \varphi_1^B = 0, \\
r_0^B &= \frac{3R_0^B}{4 \left(T_0^2 - T_0 R_0^D - 3R_0^{B^2} \right)}, \\
r_1^B &= \frac{3R_0^B}{8 \left(T_0^2 - T_0 R_0^D - 3R_0^{B^2} \right)} \sqrt{\frac{R_0^D}{T_1}}.
\end{aligned} \tag{103}$$

\mathcal{B} is hence specially orthotropic, because $r_2^B = 0$. However, its isotropic part is still null ($t_0^B = t_1^B = t_3^B = 0$). It is interesting to notice that if only the condition $R_1^B = 0$ is satisfied, then it will be $r_1^A = 0, r_1^D \neq 0, \varphi_0^D = \varphi_1^D = 0$: \mathcal{A} is square symmetric and \mathcal{D} just ordinarily orthotropic. Concerning \mathcal{B} , it is still $\mathcal{B} \neq \mathcal{B}^\top$ and $r_2^B = 0$, but now $t_0^B \neq 0$: the isotropic part of \mathcal{B} is no longer null, though the layers are identical. The situation for \mathcal{B} does not change also if $R_1 = 0 \Rightarrow R_1^A = R_1^B = R_1^D = 0$, but now also \mathcal{D} is square symmetric.

In all the cases, the matrix of \mathcal{B} is like in eq. (102); so if the plate is simply stretched, along any direction, it is $\kappa_1 = -\kappa_2$: once more, the deformed plate is a minimal surface made of hyperbolic points.

10.3 Square-symmetric coupled laminates

Let us now consider a coupled laminate with $R_1^A = R_1^D = 0$; we want to know when $r_1^A = r_1^D = 0$. Proceeding in the same way, we get the unique condition

$$R_0^B R_1^B \left[3R_0^{B^2} - (T_0 - R_0^A)(T_0 - R_0^D) \right] = 0, \tag{104}$$

valid for \mathbb{A}, \mathbb{B} and \mathbb{D} coaxial, i.e. for $\delta_A = \delta_D = 0$. It is interesting to remark that the square symmetry of \mathbb{A} and \mathbb{D} is preserved in compliance when also \mathbb{B} is square symmetric but also when \mathbb{B} is R_0 -orthotropic. Let us consider these two cases separately.

10.3.1 Case $R_1^B = 0$.

If $R_1^B = 0$ we get

$$\begin{aligned}
t_0^A &= \frac{T_0 (T_0^2 - R_0^{D^2} - 3R_0^{B^2})}{4\mu}, \\
t_1^A &= \frac{1}{16T_1}, \\
r_0^A &= \frac{3R_0^{B^2}R_0^D + R_0^A (T_0^2 - R_0^{D^2})}{4\mu}, \\
t_0^B &= \frac{3T_0R_0^B(R_0^A + R_0^D)}{4\mu}, \\
r_0^B &= \frac{3R_0^B (R_0^A R_0^D + T_0^2 - 3R_0^{B^2})}{4\mu}, \\
t_0^D &= \frac{T_0 (T_0^2 - R_0^{A^2} - 3R_0^{B^2})}{4\mu}, \\
t_1^D &= \frac{1}{16T_1}, \\
r_0^D &= \frac{3R_0^{B^2}R_0^A + R_0^D (T_0^2 - R_0^{A^2})}{4\mu}, \\
t_1^B &= r_1^A = r_1^B = r_1^D = 0, \\
\varphi_0^A &= \varphi_0^B = \varphi_0^D = 0,
\end{aligned} \tag{105}$$

with

$$\begin{aligned}
\mu &= \left[3R_0^{B^2} - (T_0 - R_0^A)(T_0 - R_0^D) \right] \times \\
&\times \left[3R_0^{B^2} - (T_0 + R_0^A)(T_0 + R_0^D) \right].
\end{aligned} \tag{106}$$

The matrices of \mathcal{A} , \mathcal{B} , \mathcal{D} are hence square symmetric and can be easily composed through eq. (11). \mathcal{B} is singular and symmetric and also in this case its isotropic part is not null:

$$\mathcal{B}(\theta) = \begin{bmatrix} \mathcal{B}_{11}(\theta) & \mathcal{B}_{12}(\theta) & \mathcal{B}_{16}(\theta) \\ \mathcal{B}_{12}(\theta) & \mathcal{B}_{22}(\theta) & \mathcal{B}_{26}(\theta) \\ \mathcal{B}_{16}(\theta) & \mathcal{B}_{26}(\theta) & \mathcal{B}_{66}(\theta) \end{bmatrix}. \tag{107}$$

with

$$\begin{aligned}
\mathcal{B}_{11}(\theta) &= \mathcal{B}_{22}(\theta) = -\mathcal{B}_{12}(\theta) = t_0^B + r_0^B \cos 4\theta, \\
\mathcal{B}_{66}(\theta) &= 2(t_0^B - r_0^B \cos 4\theta), \\
\mathcal{B}_{16}(\theta) &= -\mathcal{B}_{26}(\theta) = -\sqrt{2}r_0^B \sin 2\theta.
\end{aligned} \tag{108}$$

So, for $\theta = 0$, once more in the case of $\mathbf{N} = (N_1, N_2, N_6)$, we get

$$\begin{aligned}
\kappa_1 &= -\kappa_2 = \frac{2}{h^2}(t_0^B + r_0^B)(N_1 - N_2), \\
\kappa_6 &= \frac{4}{h^2}(t_0^B - r_0^B)N_6.
\end{aligned} \tag{109}$$

Again, for a pure stretch, the plate will take the form of a minimal surface and if $N_1 = N_2$, no curvature due to coupling will appear. Because the isotropic part of \mathcal{B} is not null ($t_0^B \neq 0$), it is not possible in this case to have a \mathcal{B} with a shape like in eq. (97). So, it cannot happen that the plate will simply twist, it will always bend, in all the cases: for $\theta = \frac{\pi}{8}$ it is, e.g.,

$$\mathcal{B}\left(\theta = \frac{\pi}{8}\right) = \begin{bmatrix} t_0^B & -t_0^B & -\sqrt{2}r_0^B \\ -t_0^B & t_0^B & \sqrt{2}r_0^B \\ -\sqrt{2}r_0^B & \sqrt{2}r_0^B & 2t_0^B \end{bmatrix} \quad (110)$$

and hence

$$\begin{aligned} \kappa_1 &= -\kappa_2 = \frac{2}{h^2} \left[t_0^B (N_1 - N_2) - \sqrt{2}r_0^B N_6 \right], \\ \kappa_6 &= \frac{2\sqrt{2}}{h^2} \left[r_0^B (N_2 - N_1) + \sqrt{2}t_0^B N_6 \right]. \end{aligned} \quad (111)$$

We recall again that a simple way to get $R_1^B = 0$ when also $R_1^A = R_1^D = 0$ is to use a square-symmetric basic layer, i.e. a layer with $R_1 = 0$.

10.3.2 Case $R_0^B = 0$.

If $R_0^B = 0$ we get that \mathcal{B} is singular and $\mathcal{B} \neq \mathcal{B}^\top$:

$$\begin{aligned} t_0^A &= \frac{T_0 T_1 - 3R_1^{B^2}}{4(T_0 - R_0^A) \left[T_1(T_0 + R_0^A) - 6R_1^{B^2} \right]}, \\ t_1^A &= \frac{T_0 + R_0^D}{16 \left[T_1(T_0 + R_0^D) - 6R_1^{B^2} \right]}, \\ r_0^A &= \frac{T_1 R_0^A - 3R_1^{B^2}}{4(T_0 - R_0^A) \left[T_1(T_0 + R_0^A) - 6R_1^{B^2} \right]}, \\ r_1^B &= \frac{3R_1^B}{8 \left[T_1(T_0 + R_0^A) - 6R_1^{B^2} \right]}, \\ r_2^B &= \frac{3R_1^B}{8 \left[T_1(T_0 + R_0^D) - 6R_1^{B^2} \right]}, \\ t_0^D &= \frac{T_0 T_1 - 3R_1^{B^2}}{4(T_0 - R_0^D) \left[T_1(T_0 + R_0^D) - 6R_1^{B^2} \right]}, \\ t_1^D &= \frac{T_0 + R_0^A}{16 \left[T_1(T_0 + R_0^A) - 6R_1^{B^2} \right]}, \\ r_0^D &= \frac{T_1 R_0^D - 3R_1^{B^2}}{4(T_0 - R_0^D) \left[T_1(T_0 + R_0^D) - 6R_1^{B^2} \right]}, \\ t_0^B &= t_1^B = t_3^B = r_1^A = r_0^B = r_1^D = 0, \\ \varphi_0^A &= \varphi_1^B = \varphi_2^B = \varphi_0^D = 0. \end{aligned} \quad (112)$$

So, \mathcal{A} and \mathcal{D} are square symmetric ($r_0^A = r_0^D = 0$), while \mathcal{B} is R_0 -orthotropic ($r_0^B = 0$) and has the shape

$$\mathcal{B}(\theta) = \begin{bmatrix} \mathcal{B}_{11}(\theta) & \mathcal{B}_{12}(\theta) & \mathcal{B}_{16}(\theta) \\ \mathcal{B}_{21}(\theta) & \mathcal{B}_{22}(\theta) & \mathcal{B}_{26}(\theta) \\ \mathcal{B}_{61}(\theta) & \mathcal{B}_{62}(\theta) & 0 \end{bmatrix}, \quad (113)$$

with

$$\begin{aligned} \mathcal{B}_{11}(\theta) &= -\mathcal{B}_{22}(\theta) = 2(r_1^B + r_2^B) \cos 2\theta, \\ \mathcal{B}_{12}(\theta) &= -\mathcal{B}_{21}(\theta) = 2(r_1^B - r_2^B) \cos 2\theta, \\ \mathcal{B}_{16}(\theta) &= \mathcal{B}_{26}(\theta) = -2\sqrt{2}r_2^B \sin 2\theta, \\ \mathcal{B}_{61}(\theta) &= \mathcal{B}_{62}(\theta) = -2\sqrt{2}r_1^B \sin 2\theta. \end{aligned} \quad (114)$$

Hence, for $\theta = 0$,

$$\mathcal{B}(\theta = 0) = \begin{bmatrix} 2(r_1^B + r_2^B) & 2(r_1^B - r_2^B) & 0 \\ -2(r_1^B - r_2^B) & -2(r_1^B + r_2^B) & 0 \\ 0 & 0 & 0 \end{bmatrix} \quad (115)$$

and for a given $\mathbf{N} = (N_1, N_2, N_6)$ it is

$$\kappa_1 = -\kappa_2 = \frac{4}{h^2} [r_1^B(N_1 + N_2) + r_2^B(N_1 - N_2)]. \quad (116)$$

Also in this case, for any set of in-plane actions the plate takes the form of a minimal surface.

For $\theta = \frac{\pi}{4}$,

$$\mathcal{B}\left(\theta = \frac{\pi}{4}\right) = -2\sqrt{2} \begin{bmatrix} 0 & 0 & r_2^B \\ 0 & 0 & r_2^B \\ r_1^B & r_1^B & 0 \end{bmatrix} \quad (117)$$

and

$$\kappa_1 = \kappa_2 = -\frac{4\sqrt{2}}{h^2} r_2^B N_6, \quad \kappa_6 = -\frac{4\sqrt{2}}{h^2} r_1^B (N_1 + N_2), \quad (118)$$

i.e. any pure stretch ($N_6 = 0$) will twist the plate while a pure in-plane shear ($N_1 = N_2 = 0$) will bend it.

11 Conclusion

The mathematical properties of the coupling tensors \mathbb{B} and \mathcal{B} have been considered in this paper, along with the mechanical consequences on the compliance tensors \mathcal{A} and \mathcal{D} . It is apparent that the set of different situations is very large. What is interesting, especially for possible future applications, are the effects that coupling \mathbb{B} has on \mathcal{A} and \mathcal{D} , because these two tensors determine the response of a coupled laminate to a set of actions. This response can be very peculiar in some cases: on the one hand, the material symmetries of the stiffness tensors \mathbb{A} and \mathbb{D} can be obtained also for \mathcal{A} and \mathcal{D} , but not automatically.

On the other hand, some very special cases can be obtained too, e.g. R_0 -orthotropy for \mathcal{A} or \mathcal{D} , a type of orthotropy that can appear as rather theoretical but that becomes a real, possible situation produced by coupling on the compliance tensors.

In this paper, the response of a coupled laminate to a mechanical action has been exclusively investigated; nevertheless, a topic of major interest is the response to a thermal action; in particular, it should be interesting to generalize the results of this paper to the case of thermally stable coupled laminates [16], a set of laminates particularly important for applications. This is an ongoing research.

Acknowledgments

It is my pleasure to express my gratitude to Prof. B. Desmorat, University Paris-Saclay, for the fruitful discussions we had about the topic of this paper.

References

- [1] E. Benvenuto. *An introduction to the history of structural mechanics*. 2 vols. Springer Verlag, Berlin, Germany, 1991.
- [2] D. Gay. *Composite Materials Design and Applications - Third Edition*. CRC Press, Boca Raton, FL, 2014.
- [3] R. M. Jones. *Mechanics of composite materials. Second Edition*. Taylor & Francis, Philadelphia, PA, 1999.
- [4] N. Kandil and G. Verchery. New methods of design for stacking sequences of laminates. In *Proc. of CADCOMP88 - Computer Aided Design in Composite Materials 88*, pages 243–257, Southampton, UK, 1988.
- [5] A. E. H. Love. *A treatise on the mathematical theory of elasticity*. Dover, New York, NY, 1944.
- [6] A. Pressley. *Elementary differential geometry*. Springer, 2010.
- [7] Thomson W. - Lord Kelvin. Elements of a mathematical theory of elasticity. *Philosophical Transactions of the Royal Society*, 146:481–498, 1856.
- [8] Thomson W. - Lord Kelvin. Mathematical theory of elasticity. *Encyclopedia Britannica*, 7:819–825, 1878.
- [9] I. Todhunter and K. Pearson. *History of the theory of elasticity, vol. 1*. Cambridge University Press, Cambridge, UK, 1886.
- [10] S. W. Tsai and T. Hahn. *Introduction to composite materials*. Technomic, Stamford, CT, 1980.
- [11] P. Vannucci. A special planar orthotropic material. *Journal of Elasticity*, 67:81–96, 2002.
- [12] P. Vannucci. Plane anisotropy by the polar method. *Meccanica*, 40:437–454, 2005.

- [13] P. Vannucci. Designing the elastic properties of laminates as an optimisation problem: a unified approach based on polar tensor invariants. *Structural and Multidisciplinary Optimization*, 31:378–387, 2006.
- [14] P. Vannucci. ALE-PSO : an adaptive swarm algorithm to solve design problems of laminates. *Algorithms*, 2:710–734, 2009.
- [15] P. Vannucci. The design of laminates as a global optimization problem. *Journal of Optimization Theory and Applications*, 157:299–323, 2013.
- [16] P. Vannucci. General theory of coupled thermally stable anisotropic laminates. *Journal of Elasticity*, 113:147–166, 2013.
- [17] P. Vannucci. *Anisotropic elasticity*. Springer, 2018.
- [18] P. Vannucci. On the bounds of the coupling tensor of anisotropic laminates. *Submitted*, 2023.
- [19] P. Vannucci. *Tensor algebra and analysis for engineers - With applications to differential geometry of curves and surfaces*. World Scientific, 2023.
- [20] P. Vannucci and B. Desmorat. Plane anisotropic rari-constant materials. *Mathematical Methods in the Applied Sciences*, 39:3271–3281, 2016.
- [21] P. Vannucci and G. Verchery. A special class of uncoupled and quasi-homogeneous laminates. *Composites Science and Technology*, 61:1465–1473, 2001.
- [22] P. Vannucci and G. Verchery. Stiffness design of laminates using the polar method. *International Journal of Solids and Structures*, 38:9281–9294, 2001.
- [23] P. Vannucci and G. Verchery. Anisotropy of plane complex elastic bodies. *International Journal of Solids and Structures*, 47:1154–1166, 2010.
- [24] G. Verchery. Les invariants des tenseurs d’ordre 4 du type de l’élasticité. In *Proc. of Colloque Euromech 115 (Villard-de-Lans, 1979): Comportement mécanique des matériaux anisotropes*, pages 93–104, Paris, 1982. Editions du CNRS, 1982.
- [25] A. Vincenti, M. R. Ahmadian, and P. Vannucci. BIANCA: a genetic algorithm to solve hard combinatorial optimisation problems in engineering. *Journal of Global Optimization*, 48:399–421, 2010.
- [26] F. Werren and C. B. Norris. Mechanical properties of a laminate designed to be isotropic. Technical Report 1841, US Forest Products Laboratory, Madison, WI, 1953.