

A dual number formulation to efficiently compute higher order directional derivatives

R. Peón-Escalante^{1,2}, K. B. Cantún-Avila¹, O. Carvente¹, A. Espinosa-Romero², F. Peñuñuri^{1*}

Abstract

This contribution proposes a new formulation to efficiently compute directional derivatives of order one to fourth. The formulation is based on automatic differentiation implemented with dual numbers. Directional derivatives are particular cases of symmetric multilinear forms; therefore, using their symmetric properties and their coordinate representation, we implement functions to calculate mixed partial derivatives. Moreover, with directional derivatives, we deduce concise formulas for the velocity, acceleration, jerk, and jounce/snap vectors. The utility of our formulation is proved with three examples. The first example presents a comparison against the forward mode of finite differences to compute the fourth-order directional derivative of a scalar function. To this end, we have coded the finite differences method to calculate partial derivatives until the fourth order, to any order of approximation. The second example presents efficient computations of the velocity, acceleration, jerk, and jounce/snap. Finally, the third example is related to the computation of some partial derivatives. The implemented code of the proposed formulation and the finite differences method is proportioned as additional material to this article.

Keywords

Directional derivatives, dual numbers, automatic differentiation, multilinear forms, kinematics quantities, finite differences.

¹Facultad de Ingeniería, Universidad Autónoma de Yucatán, A.P. 150, Cordemex, Mérida, Yucatán, México.

²Facultad de Matemáticas, Universidad Autónoma de Yucatán, Anillo Periférico Norte, Tablaje Cat. 13615, Colonia Chuburná Hidalgo Inn, Mérida Yucatán, México.

*Corresponding author: fracisco.pa@correo.uady.mx

Contents

1	Introduction	1
2	Multilinear forms and higher order directional derivatives	3
2.1	Multilinear forms	3
2.2	Higher order directional derivatives	3
3	Forward mode of finite differences to compute derivatives	4
3.1	The forward delta operator	4
3.2	Derivatives of function of one variable	5
3.3	Partial derivatives of function of several variables	5
4	Dual number to compute derivatives	6
4.1	Dual numbers and derivatives of scalar functions of one variable	6
4.2	Dual numbers to compute multilinear forms involving partial derivatives	6
	Higher order directional derivatives: case $f : \mathbb{R}^m \rightarrow \mathbb{R}$. • Higher order directional derivatives: case $\mathbf{f} : \mathbb{R}^m \rightarrow \mathbb{R}^l$.	
5	Numerical examples and comparisons	9
5.1	Comparison between dual numbers and the FMFD method to compute a directional derivative of order 4	9

5.2	Calculation of the velocity, acceleration, jerk and jounce/snap vectors	9
	A hypothetical example • A practical example	
5.3	Examples of partial derivatives	11
6	Conclusions	11
A	Computation of the kinematic quantities for the RCR robot manipulator using infinitesimal screw theory	12
	References	14

1. Introduction

The computation of derivatives is a subject of great relevance in many areas of science and engineering. Derivatives are required by many numerical methods as well as to optimize functions, compute velocities and accelerations, compute sensitivities, among many other applications [1–5]. The finite differences method (FD) [6], has been the most used method to compute any sort of derivatives. However, this method is subject to truncation and cancellation errors which, in general, are extremely difficult to overcome. Although at first order, the complex step approximation method [7] solves the cancellation problem, this persists for higher-order derivatives. Despite these drawbacks, no one can deny that FD is of paramount importance in both theoretical and practical studies. One of its main advantages is that FD can be directly

applied to differentiate numerical data [8–11]. Automatic differentiation (AD) is another method to compute derivatives numerically which, unlike FD, is not subject to truncation or cancellation errors [12–18]. The accuracy of the resulting derivatives is only related to the computer precision determined by its architecture. It could be said that AD cannot deal with the differentiation of numerical data because the function to generate them is unknown [8]; however, AD can be used if the unknown function is constructed, for instance, using spline interpolation of the data as was done in [19].

The first studies on AD can be traced back around the decade of sixties [20, 21], although just in recent years, there have been a large number of studies using it in many areas of the sciences and engineering, including but not limited to robotics, Monte Carlo data analysis, mechanisms, machine learning, heat transfer, differential-algebraic equations, solid mechanics, quantum mechanics, and chemical physics [22–30]. There are essentially two ways of implementing AD: the forward and the backward mode, some bibliography on the implementation of AD can be seen in [31]. The forward mode can be implemented with dual numbers [32–37]. Most studies implementing AD with dual numbers deal with first or second-order derivatives. Moreover, the second-order case generally addresses single variable functions, with some exceptions in which mixed partial derivatives are considered [3, 38]. One of the contributions of our study is to present and code formulas to compute mixed partial derivatives up to the fourth order, enhancing even more the potential applications of AD. The presented formulation could be extended to arbitrary order; nevertheless, in physics and engineering, higher orders than four are rarely necessary, if any.

The dual number implementation of AD is exceptionally efficient when computing directional derivatives in general rather than the partial derivatives by themselves. The first and second-order directional derivative of a function $f: \mathbb{R}^m \rightarrow \mathbb{R}$ along the vector \mathbf{v} , evaluated at the point \mathbf{q} are the most common scalar directional derivatives, which involves products of the gradient and Hessian operators with a vector; they are given by: $\mathbf{D}_v f(\mathbf{q}) = \nabla f(\mathbf{q}) \mathbf{v}$ and $\mathbf{D}_v^2 f(\mathbf{q}) = \mathbf{v}^T \mathbf{H} f(\mathbf{q}) \mathbf{v}$, respectively. It is worth noting that these quantities are frequently needed instead of merely gradients or Hessians [39–43]. So, instead of calculating such operators and their products with vector \mathbf{v} the dual number implementation directly computes these directional derivatives with a single evaluation of the function f in a dual variable [3].

Directional derivatives can also be vector quantities. The product of the Jacobian matrix with a vector is the first-order vector directional derivative. Higher order vector directional derivatives arise (as we will show), for instance, when computing the jerk [44] and the jounce/snap [45]—the third and fourth order time derivative of the position vector of a point particle—, quantities (especially the jerk) of relevance in engineering [45–47]. The main contribution of this study is to construct a formulation based on dual numbers to calculate scalar and vector directional derivatives up to the fourth or-

der along several vectors, for instance, $\mathbf{v}^T \mathbf{H} f(\mathbf{q}) \mathbf{w}$ instead of $\mathbf{v}^T \mathbf{H} f(\mathbf{q}) \mathbf{v}$. The case of directional derivatives along a single vector can be directly addressed by taking the dual parts of a dual function. The case of directional derivatives along several vectors is more complicated, and we are not aware of a methodology to address this case. We have found that the problem can be solved using the properties of multilinear forms [48, 49], from which directional derivatives are a particular case. In order to implement the proposed formulation to compute higher-order directional derivatives, we develop some general-purpose Fortran modules and Matlab classes to compute these kinds of symmetric multilinear forms. Our implementation can cope with complex and real cases. This is worth mentioning since few works support AD for complex numbers [17]. The Fortran and Matlab implementations are independent; the former allows us to conduct heavy computations if necessary. The efficiency of the proposed formulation to compute directional derivatives is contrasted with a traditional approach using finite differences. For this reason, we implement the forward mode of the finite differences (FMFD) method in Fortran to compute partial derivatives until the fourth order to any order of approximation. This is the third contribution of our study since the computational implementation to calculate higher order partial derivatives is difficult to find, especially to any order of approximation, and with the possibility of using single, double, and quadruple precision variables. With the proposed formulation, all the directional derivatives, from order one to fourth, are computed with a single evaluation of the given function, overloaded to accept dual variables.

As an additional contribution to this study, there are included some examples. The first shows the efficiency of the proposed formulation compared to FD or a symbolic approach to computing a fourth-order directional derivative. In the second example, formulas for all the kinematics quantities up to the fourth order, namely, velocity, acceleration, jerk, and jounce/snap, in terms of directional derivatives are deduced. Also, we present an alternative to the directional derivative approach to compute such kinematics quantities by using a Taylor expansion of the vector function of generalized coordinates. The last example presents the computation of some partial derivatives using dual numbers and the FMFD method. The code of our implementation and the presented examples in this study are available at [50].

The paper is organized as follows. Section 2 introduces the main definitions relating to multilinear forms and how higher-order directional derivatives are particular cases of them. Section 3 summarizes the forward mode of the finite differences method, there we present how this method can be coded to any order of approximation. Section 4 describes how dual numbers can be used to efficiently compute higher order directional derivatives. This section also explains how to compute partial derivatives until the fourth order. Some examples are presented in Section 5 and finally the conclusions are given in Section 6.

2. Multilinear forms and higher order directional derivatives

This section presents some concepts related to multilinear forms which are essentials in the deduction of formulas to compute directional derivatives using dual numbers.

2.1 Multilinear forms

Let r be a natural number and X_1, X_2, \dots, X_r , and Y vector spaces. A multilinear form, multilinear map or multilinear transformation, is a map

$$\mathbf{G} : X_1 \times X_2 \cdots \times X_r \rightarrow Y, \quad (1)$$

with the following properties.

$$\begin{aligned} \mathbf{G}(\mathbf{x}_1, \dots, \mathbf{x}_i + \mathbf{x}'_i, \dots, \mathbf{x}_r) &= \mathbf{G}(\mathbf{x}_1, \dots, \mathbf{x}_i, \dots, \mathbf{x}_r) + \\ &+ \mathbf{G}(\mathbf{x}_1, \dots, \mathbf{x}'_i, \dots, \mathbf{x}_r) \end{aligned} \quad (2)$$

$$\mathbf{G}(\mathbf{x}_1, \dots, \lambda \mathbf{x}_i, \dots, \mathbf{x}_r) = \lambda \mathbf{G}(\mathbf{x}_1, \dots, \mathbf{x}_i, \dots, \mathbf{x}_r), \quad (3)$$

for all $\mathbf{x}_i \in X_i, \mathbf{x}'_i \in X_i$ for $i \in \{1, \dots, r\}$, and $\lambda \in \mathbb{R}$.

In this study we are interested in the particular case where the vector spaces X_i are \mathbb{R}^m and Y is \mathbb{R}^n . In the case of $Y = \mathbb{R}$ the multilinear form receive the name of tensor [48, 49]. We first present the discussion for this particular case as can be directly generalized to the case $Y = \mathbb{R}^n$. Indeed, choosing the standard basis \mathbf{e}_α of \mathbb{R}^n we have

$$\begin{aligned} \mathbf{G}(\mathbf{x}_1, \dots, \mathbf{x}_i + \mathbf{x}'_i, \dots, \mathbf{x}_r) &= \sum_{\alpha=1}^n g_\alpha(\mathbf{x}_1, \dots, \mathbf{x}_i + \mathbf{x}'_i, \\ &\dots, \mathbf{x}_r) \mathbf{e}_\alpha, \end{aligned} \quad (4)$$

where g_α is a multilinear map $g : \mathcal{R}^m \rightarrow \mathbb{R}$ (a tensor), with

$$\mathcal{R}^m := \underbrace{\mathbb{R}^m \times \cdots \times \mathbb{R}^m}_{r \text{ times}}. \quad (5)$$

Therefore, the multilinear form we are interested in is:

$$\begin{aligned} g : \mathcal{R}^m &\rightarrow \mathbb{R}, \text{ with the properties} \\ g(\mathbf{x}_1, \dots, \mathbf{x}_i + \mathbf{x}'_i, \dots, \mathbf{x}_r) &= g(\mathbf{x}_1, \dots, \mathbf{x}_i, \dots, \mathbf{x}_r) + \\ &+ g(\mathbf{x}_1, \dots, \mathbf{x}'_i, \dots, \mathbf{x}_r) \\ g(\mathbf{x}_1, \dots, \lambda \mathbf{x}_i, \dots, \mathbf{x}_r) &= \lambda g(\mathbf{x}_1, \dots, \mathbf{x}_i, \dots, \mathbf{x}_r). \end{aligned} \quad (6)$$

The number r defines the rank of a multilinear form, in this study we take $r \in \{1, 2, 3, 4\}$. This is because we are interested in computing partial derivatives until the fourth order, hence, all the functions are assumed to be at least of class C^4 (four times differentiable in all its variables).

A multilinear form is symmetric if

$$g(\mathbf{x}_1, \dots, \mathbf{x}_r) = g(\pi(\mathbf{x}_1, \dots, \mathbf{x}_r)), \quad (7)$$

where $\pi(\mathbf{x}_1, \dots, \mathbf{x}_r)$ is any permutation of $\{\mathbf{x}_1, \dots, \mathbf{x}_r\}$. Choosing a particular basis for \mathbb{R}^m we can construct the coordinate

representation of a multilinear transformation. Thus, the coordinate representation for $r = 4$ is

$$A_{ijkl} = g(\mathbf{e}_i, \mathbf{e}_j, \mathbf{e}_k, \mathbf{e}_l), \quad (8)$$

where we have used the standard basis of \mathbb{R}^m . For the cases $r = 1, 2, 3$ we have

$$A_i = g(\mathbf{e}_i) \quad (9)$$

$$A_{ij} = g(\mathbf{e}_i, \mathbf{e}_j) \quad (10)$$

$$A_{ijk} = g(\mathbf{e}_i, \mathbf{e}_j, \mathbf{e}_k). \quad (11)$$

With Eq. (8) the multilinear map of rank 4 is rewritten as:

$$g(\mathbf{x}, \mathbf{y}, \mathbf{z}, \mathbf{w}) = \sum_{i,j,k,l=1}^m A_{ijkl} x_i y_j z_k w_l, \quad (12)$$

which will be written as

$$g(\mathbf{x}, \mathbf{y}, \mathbf{z}, \mathbf{w}) = A_{ijkl} x_i y_j z_k w_l, \quad (13)$$

where v_i is the i -th component of vector \mathbf{v} and we have used the Einstein summation convention, which will be used in this study with the exception of \mathbf{A} . The cases $r = 1, 2, 3$ are written below.

$$g(\mathbf{x}) = A_i x_i \quad (14)$$

$$g(\mathbf{x}, \mathbf{y}) = A_{ij} x_i y_j \quad (15)$$

$$g(\mathbf{x}, \mathbf{y}, \mathbf{z}) = A_{ijk} x_i y_j z_k \quad (16)$$

2.2 Higher order directional derivatives

The first order directional derivative of a function $f : \mathbb{R}^m \rightarrow \mathbb{R}$ along the vector $\mathbf{x} \in \mathbb{R}^m$ (in this study \mathbf{x} is not necessary a unit vector) evaluated at the point $\mathbf{q} \in \mathbb{R}^m$ is defined as

$$D_{\mathbf{x}}^1 f(\mathbf{q}) = D_{\mathbf{x}} f(\mathbf{q}) = \lim_{h \rightarrow 0} \frac{f(\mathbf{q} + h\mathbf{x}) - f(\mathbf{q})}{h} \quad (17)$$

Since we are assuming all the functions of class—at least— C^4 , expanding the numerator of this limit in a Taylor series, we can prove that

$$D_{\mathbf{x}} f(\mathbf{q}) = \nabla f(\mathbf{q}) \mathbf{x} = \frac{\partial f(\mathbf{q})}{\partial q_i} x_i. \quad (18)$$

Higher-order directional derivatives can be recursively defined as [51–53]

$$D_{\mathbf{x}}^r f(\mathbf{q}) = D_{\mathbf{x}} [D_{\mathbf{x}}^{r-1} f(\mathbf{q})] = \nabla [D_{\mathbf{x}}^{r-1} f(\mathbf{q})] \mathbf{x}. \quad (19)$$

From this, after applying Eq. (17) or Eq. (18), the second, third and fourth order directional derivatives are given by

$$D_{\mathbf{x}}^2 f(\mathbf{q}) = \frac{\partial^2 f(\mathbf{q})}{\partial q_i \partial q_j} x_i x_j \quad (20)$$

$$D_{\mathbf{x}}^3 f(\mathbf{q}) = \frac{\partial^3 f(\mathbf{q})}{\partial q_i \partial q_j \partial q_k} x_i x_j x_k \quad (21)$$

$$D_{\mathbf{x}}^4 f(\mathbf{q}) = \frac{\partial^4 f(\mathbf{q})}{\partial q_i \partial q_j \partial q_k \partial q_l} x_i x_j x_k x_l. \quad (22)$$

The above higher-order directional derivatives along the vector \mathbf{x} can be generalized to directional derivatives along several vectors. For instance, the second order directional derivative along two different vectors is constructed as follows. Applying Eq. (17) to $d(\mathbf{q}) = D_{\mathbf{y}}f(\mathbf{q}) = \nabla f(\mathbf{q})\mathbf{y}$, we have

$$D_{\mathbf{x}}[D_{\mathbf{y}}f(\mathbf{q})] = D_{\mathbf{x},\mathbf{y}}^2 f(\mathbf{q}) = \lim_{h \rightarrow 0} \frac{d(\mathbf{q} + h\mathbf{x}) - d(\mathbf{q})}{h} \quad (23)$$

$$D_{\mathbf{x},\mathbf{y}}^2 f(\mathbf{q}) = \lim_{h \rightarrow 0} \frac{[\nabla f(\mathbf{q} + h\mathbf{x})]\mathbf{y} - \nabla f(\mathbf{q})\mathbf{y}}{h}. \quad (24)$$

Now, expanding the numerator of Eq. (24) in a Taylor series it follows that

$$D_{\mathbf{x},\mathbf{y}}^2 f(\mathbf{q}) = \frac{\partial^2 f(\mathbf{q})}{\partial q_i \partial q_j} x_i y_j. \quad (25)$$

Comparing with Eq. (15) we see that Eq. (25) is a symmetric multilinear form of rank 2. For convenience, we change the notation accordingly to a multilinear form, therefore, we define

$$D_{\mathbf{x}}f(\mathbf{q}) = d_{1f\mathbf{q}}(\mathbf{x}) \quad (26)$$

$$D_{\mathbf{x},\mathbf{y}}^2 f(\mathbf{q}) = d_{2f\mathbf{q}}(\mathbf{x}, \mathbf{y}) \quad (27)$$

$$D_{\mathbf{x},\mathbf{y},\mathbf{z}}^3 f(\mathbf{q}) = d_{3f\mathbf{q}}(\mathbf{x}, \mathbf{y}, \mathbf{z}) \quad (28)$$

$$D_{\mathbf{x},\mathbf{y},\mathbf{z},\mathbf{w}}^4 f(\mathbf{q}) = d_{4f\mathbf{q}}(\mathbf{x}, \mathbf{y}, \mathbf{z}, \mathbf{w}). \quad (29)$$

Formulas for the third and fourth order directional derivatives along several vectors can be obtained in similar way to the second order case. These directional derivatives (including the first and second order) are given by:

$$d_{1f\mathbf{q}}(\mathbf{x}) = \frac{\partial f(\mathbf{q})}{\partial q_i} x_i \quad (30)$$

$$d_{2f\mathbf{q}}(\mathbf{x}, \mathbf{y}) = \frac{\partial^2 f(\mathbf{q})}{\partial q_i \partial q_j} x_i y_j \quad (31)$$

$$d_{3f\mathbf{q}}(\mathbf{x}, \mathbf{y}, \mathbf{z}) = \frac{\partial^3 f(\mathbf{q})}{\partial q_i \partial q_j \partial q_k} x_i y_j z_k \quad (32)$$

$$d_{4f\mathbf{q}}(\mathbf{x}, \mathbf{y}, \mathbf{z}, \mathbf{w}) = \frac{\partial^4 f(\mathbf{q})}{\partial q_i \partial q_j \partial q_k \partial q_l} x_i y_j z_k w_l. \quad (33)$$

Since the functions are at least of class C^4 , all these directional derivatives are symmetric multilinear forms involving partial derivatives of ranks 1, 2, 3 and 4. In physics and engineering ranks higher than 4 are rarely needed. This is the main reason we consider $r \in \{1, 2, 3, 4\}$. From now on we will use the phrase: higher order directional derivative, for both cases; when such a directional derivative is computed along a single vector or when it is computed along several vectors. From the arguments of the involved multilinear form it will be clear what case are we talking about. Also, to lighten the notation, the dependence on f and \mathbf{q} will be obviated in the left hand side of Eqs. (30–33). For instance, the rank 4 multilinear form involving partial derivatives (fourth order directional

derivative) will be written as

$$d_4(\mathbf{x}, \mathbf{y}, \mathbf{z}, \mathbf{w}) = \frac{\partial^4 f(\mathbf{q})}{\partial q_i \partial q_j \partial q_k \partial q_l} x_i y_j z_k w_l. \quad (34)$$

A traditional approach, using finite differences (FD), to compute Eqs. (30–33) is in general inefficient. Moreover the inherent subtraction and cancellation error of FD, could cause serious precision lost on the computed values. An alternative is to use dual numbers to implement automatic differentiation. The advantage of implementing AD with dual numbers is that the aforementioned equations are computed efficiently, without truncation or cancellation errors.

3. Forward mode of finite differences to compute derivatives

Before we develop the dual number approach to compute higher order directional derivatives, we briefly present the finite differences method. Finite differences is a powerful tool to compute the derivatives of a function. Unfortunately, to obtain an accurate value of a derivative, the computational program may require to define variables of high precision. This produces inefficient code to compute derivatives. Moreover, the computation of the directional derivatives need to calculate all the involved derivatives in their sums. Nevertheless, the utility of FD is undeniable. This section summarizes the forward mode of the finite differences method (FMFD) to compute partial derivatives. Most of the equations here presented, although scattered, can be found elsewhere in the literature, nevertheless, we recommend [6]. On the other hand the computational implementation to compute higher order partial derivatives to any order of approximation is difficult to find. For the single variable case, however, we recommend [54].

3.1 The forward delta operator

The forward delta operator Δ_h is defined as

$$\Delta_h = \mathbf{T}_h - \mathbf{I}, \quad (35)$$

with

$$\mathbf{T}_h f(q) = f(q+h) \quad (36)$$

$$\mathbf{I}f(q) = f(q), \quad (37)$$

being f a function $f: \mathbb{R} \rightarrow \mathbb{R}$.

From the Taylor series of $f(q)$ and denoting the derivative operator as D it can be seen that

$$f(q+h) - f(q) = hf'(q) + \frac{h^2}{2!}f''(q) + \dots \quad (38)$$

$$\Delta_h f(q) = \left[hD + \frac{h^2}{2!}D^2 + \dots \right] f(q), \quad (39)$$

from these equations we see that

$$\Delta_h = e^{hD} - \mathbf{I}, \quad (40)$$

and thus the derivative operator can be written as

$$D = \frac{1}{h} \log(\Delta_h + \mathbf{I}) \quad (41)$$

or

$$hD = \Delta_h - \frac{1}{2}\Delta_h^2 + \frac{1}{3}\Delta_h^3 - \frac{1}{4}\Delta_h^4 + \dots \quad (42)$$

Using Eq. (35) it is not difficult to prove that

$$\Delta_h^p f(q) = \sum_{k=0}^p (-1)^{p-k} \frac{p!}{(p-k)!k!} f(q+hk). \quad (43)$$

3.2 Derivatives of function of one variable

From Eq. (42) we can approximate the first order derivative of f to any order of approximation n . Defining the operator

$$\delta_h^n = \left[\Delta_h - \frac{1}{2}\Delta_h^2 + \frac{1}{3}\Delta_h^3 + \dots + \frac{(-1)^{n+1}}{n}\Delta_h^n \right] \quad (44)$$

we have

$$\frac{1}{h}\delta_h^n f(q) = f'(q) + O(h^n) \text{ or} \quad (45)$$

$$f'(q) = \frac{1}{h}\delta_h^n f(q) + O(h^n) \quad (46)$$

and then

$$\delta_h^n f(q) = hf'(q) + O(h^{n+1}) \quad (47)$$

Higher order derivatives can be computed with successive applications of the operator δ_h^n , for instance an approximation to order 8 of $f''(q)$ could be obtained as

$$\delta_h^4 \cdot \delta_h^5 f(q) = h^2 f''(q) + O(h^{10}) \quad (48)$$

$$\frac{1}{h^2} \delta_h^4 \cdot \delta_h^5 f(q) = f''(q) + O(h^8) \quad (49)$$

In general, we have

$$\delta_h^{n_1} \cdot \delta_h^{n_2} \dots \delta_h^{n_r} f(q) = h^r f^{(r)}(q) + O(h^{n_1+n_2+\dots+n_r+1}) \quad (50)$$

$$\frac{1}{h^r} \delta_h^{n_1} \cdot \delta_h^{n_2} \dots \delta_h^{n_r} f(q) = f^{(r)}(q) + O(h^{n_1+n_2+\dots+n_r+1-r}). \quad (51)$$

3.3 Partial derivatives of function of several variables

Eqs. (50, 51) can be directly generalized to compute partial derivatives of a function of several variables $f: \mathbb{R}^m \rightarrow \mathbb{R}$. This generalization is

$$\frac{\delta_{h_{i_1}}^{n_1} \dots \delta_{h_{i_r}}^{n_r} f(\mathbf{q})}{h_{i_1} \dots h_{i_r}} = \frac{\partial^r}{\partial q_{i_1} \dots \partial q_{i_r}} f(\mathbf{q}) + O(\|\mathbf{h}\|^{n_1+\dots+n_r+1-r}) \quad (52)$$

with $\mathbf{h} = [h_{i_1}, \dots, h_{i_r}]$ and

$$\Delta_{h_j} = f(\mathbf{q} + h_j \mathbf{e}_j) - f(\mathbf{q}), \quad j \in \{i_1, i_2, \dots, i_r\}. \quad (53)$$

Eq. (52) can be implemented nesting the required functions as follow. After coding Eq. (43), Eqs. (44, 45) follow directly. Let `deriv` the function which implements the action of the δ_h^n operator on a function, explicitly,

$$\text{deriv}(f, \mathbf{q}_0, h, n) = \frac{1}{h} \delta_h^n f(\mathbf{q}_0), \quad (54)$$

then, the partial derivatives $(\partial/\partial q_i)f(\mathbf{q}_0)$ can be calculated with the function of Alg. 1.

Algorithm 1 Partial derivatives, $\partial f/\partial q_i$ evaluated at \mathbf{q}_0 with an approximation order n .

```

1: function FR=DF1( $f, \mathbf{q}_0, i, h, n$ )
2:    $\text{fr} \leftarrow \text{deriv}(\text{faux}, \mathbf{q}_0(i), h, n)$ 
3:   function  $f_0$ =FAUX( $q$ )
4:      $\mathbf{v} \leftarrow \mathbf{q}_0$ 
5:      $\mathbf{v}(i) \leftarrow q$ 
6:      $f_0 \leftarrow f(\mathbf{v})$ 
7:   end function
8: end function

```

This procedure can be applied to compute higher order derivatives. For instance the second and third order partial derivatives can be computed using Algorithms 2 and 3 respectively. In these algorithms we have used $h_{i_1} = h_{i_2} = h_{i_3} = h$.

Algorithm 2 Second order partial derivatives, $\partial^2 f/\partial q_j \partial q_i$ evaluated at \mathbf{q}_0 .

```

1: function FR=DF2( $f, \mathbf{q}_0, i, j, h, n_1, n_2$ )
2:    $\text{fr} \leftarrow \text{deriv}(\text{faux}, \mathbf{q}_0(j), h, n_1)$ 
3:   function  $f_1$ =FAUX( $q$ )
4:      $\mathbf{v} \leftarrow \mathbf{q}_0$ 
5:      $\mathbf{v}(j) \leftarrow q$ 
6:      $f_1 \leftarrow \text{df1}(f, \mathbf{v}, i, h, n_2)$ 
7:   end function
8: end function

```

Algorithm 3 Third order partial derivatives, $\partial^3 f/\partial q_k \partial q_j \partial q_i$ evaluated at \mathbf{q}_0 .

```

1: function FR=DF3( $f, \mathbf{q}_0, i, j, k, h, n_1, n_2, n_3$ )
2:    $\text{fr} \leftarrow \text{deriv}(\text{faux}, \mathbf{q}_0(k), h, n_1)$ 
3:   function  $f_2$ =FAUX( $q$ )
4:      $\mathbf{v} \leftarrow \mathbf{q}_0$ 
5:      $\mathbf{v}(k) \leftarrow q$ 
6:      $f_2 \leftarrow \text{df2}(f, \mathbf{v}, i, j, h, n_2, n_3)$ 
7:   end function
8: end function

```

Observe, from Eq. (52), that for a given r and a desired order of approximation o_a , the equation

$$n_1 + n_2 + \dots + n_r = o_a + r - 1 \quad (55)$$

must be satisfy. Therefore the set of numbers $\{n_1, +n_2, \dots, n_r\}$ is not unique. For instance for $r = 4$ and $o_a = 8$ two possible sets of values are $\{8, 1, 1, 1\}$ and $\{2, 3, 3, 3\}$. In principle, for computations with infinite precision, both set of values would give the same result. Nevertheless, in our numerical experiments, the second set of values (when all the n_i are the closest to each other and sorted in ascending order) gives a more accurate result. This set of values can be obtained using the function of algorithm 4. Our Fortran implemented code to compute partial derivatives, until fourth order (to any order of approximation) using FMFD can be found in [50]. It is worthwhile to mention that, from a practical point of view, computing the derivatives to a very high order of approximation will cause errors of precision. The computational implementation allows variables of single precision (real32), double precision (real64) and quadruple precision (real128).

Algorithm 4 Function to obtain a possible set of values to satisfy a given approximation order o_a .

```

1: function fr=SETVN( $r, o_a$ )
2:   res  $\leftarrow$  module( $o_a + r - 1, r$ )
3:   nmin  $\leftarrow$  ( $o_a + r - 1 - \text{res}$ )/ $r$ 
4:   for  $k = 1, r - \text{res}$  do
5:     fr( $k$ )  $\leftarrow$  nmin
6:   end for
7:   for  $k = r - \text{res} + 1, r$  do
8:     fr( $k$ )  $\leftarrow$  nmin + 1
9:   end for
10: end function

```

4. Dual number to compute derivatives

4.1 Dual numbers and derivatives of scalar functions of one variable

In the late XIX century, Clifford [55] introduces a number of the form

$$\hat{q} = a_0 + a_1 \varepsilon_1 \quad (56)$$

with a_0 and a_1 real numbers and ε_1 the dual entity with the property $\varepsilon_1 \cdot \varepsilon_1 = 0$. Dual numbers are not a field since a pure dual number does not have multiplicative inverse. Nevertheless, dual numbers form a commutative ring which can be used to compute derivatives. This can be seen expanding the Taylor series of an analytic function $f: \mathbb{R} \rightarrow \mathbb{R}$ (or $f: \mathbb{C} \rightarrow \mathbb{C}$ for the complex case),

$$f(q+h) = f(q) + hf'(q) + \frac{h^2}{2} f''(q) + O(h^3) \quad (57)$$

$$f(q + \varepsilon_1) = f(q) + f'(q) \varepsilon_1, \text{ since } \varepsilon_1^2 = 0. \quad (58)$$

Observe that the dual part of Eq. (58) is the derivative of f . The computation of higher order derivatives can be conducted defining

$$\hat{z} = \sum_{k=0}^n a_k \varepsilon_k, \quad (59)$$

with $\varepsilon_0 = 1$ and a_k real (or complex) numbers. Now, evaluating the Taylor expansion of $f(x)$ to order n in the dual number $x + \varepsilon_1$ we can see that, in order to obtain the derivatives of f , we must chose

$$\varepsilon_1^k = \begin{cases} k! \varepsilon_k & \text{if } k \leq n, \\ 0 & \text{if } k > n. \end{cases} \quad (60)$$

Then multiplying ε_i by ε_j and assuming $i + j \leq n$ (if $i + j > n$ the product is 0) we have

$$\varepsilon_i \cdot \varepsilon_j = \frac{\varepsilon_1^i}{i!} \frac{\varepsilon_1^j}{j!} = \frac{\varepsilon_1^{i+j}}{i! j!} = \frac{(i+j)!}{i! j!} \varepsilon_{i+j} \quad (61)$$

thus

$$\varepsilon_i \cdot \varepsilon_j = \begin{cases} 0 & \text{if } i + j > n, \\ \frac{(i+j)!}{i! j!} \varepsilon_{i+j} & \text{otherwise.} \end{cases} \quad (62)$$

A different deduction of this equation can be seen in [56].

Although from a theoretical point of view the generalization to compute derivatives of any order is straightforward, its computational implementation requires considerably effort. Most of the implementation of dual numbers in the literature are for orders 1 or 2. Since in this study we are interesting in computing generalized directional derivatives until order four, we have implemented Eq. (59) up to this order.

4.2 Dual numbers to compute multilinear forms involving partial derivatives

4.2.1 Higher order directional derivatives: case $f: \mathbb{R}^m \rightarrow \mathbb{R}$.

Since we have implemented Eq. (59) for the complex case, the below discussion also applies when the involved vector space is \mathbb{C}^n . However, for the sake of concreteness, the discussion is done talking about \mathbb{R} instead of \mathbb{C} .

From the Taylor series expansion until fourth order of a function $f: \mathbb{R}^m \rightarrow \mathbb{R}$ we have

$$\begin{aligned} f(\mathbf{q} + \mathbf{h}) &= f(\mathbf{q}) + h_i \frac{\partial f(\mathbf{q})}{\partial q_i} + \frac{h_i h_j}{2!} \frac{\partial^2 f(\mathbf{q})}{\partial q_i \partial q_j} + \\ &+ \frac{h_i h_j h_k}{3!} \frac{\partial^3 f(\mathbf{q})}{\partial q_i \partial q_j \partial q_k} + \frac{h_i h_j h_k h_l}{4!} \frac{\partial^4 f(\mathbf{q})}{\partial q_i \partial q_j \partial q_k \partial q_l} + \\ &+ R(\mathbf{q}, \mathbf{h}), \end{aligned} \quad (63)$$

with $R(\mathbf{q}, \mathbf{h})$ of the order $\|\mathbf{h}\|^5$. Overloading the function to accept dual arguments, evaluating in the point $\mathbf{q} + \varepsilon_1 \mathbf{v}$ and from Eq. (62) with $n = 4$ we have

$$\begin{aligned} f(\mathbf{q} + \varepsilon_1 \mathbf{v}) &= \varepsilon_0 f(\mathbf{q}) + \varepsilon_1 \frac{\partial f(\mathbf{q})}{\partial q_i} v_i + \varepsilon_2 \frac{\partial^2 f(\mathbf{q})}{\partial q_i \partial q_j} v_i v_j + \\ &+ \varepsilon_3 \frac{\partial^3 f(\mathbf{q})}{\partial q_i \partial q_j \partial q_k} v_i v_j v_k + \varepsilon_4 \frac{\partial^4 f(\mathbf{q})}{\partial q_i \partial q_j \partial q_k \partial q_l} v_i v_j v_k v_l, \end{aligned} \quad (64)$$

which form Eqs. (30–33) can be rewritten as

$$f(\mathbf{q} + \varepsilon_1 \mathbf{v}) = \varepsilon_0 f(\mathbf{q}) + \varepsilon_1 d_1(\mathbf{v}) + \varepsilon_2 d_2(\mathbf{v}, \mathbf{v}) + \varepsilon_3 d_3(\mathbf{v}, \mathbf{v}, \mathbf{v}) + \varepsilon_4 d_4(\mathbf{v}, \mathbf{v}, \mathbf{v}, \mathbf{v}). \quad (65)$$

Now, defining $f.\varepsilon_k$ the ε_k part of f we have

$$d_1(\mathbf{v}) = f(\mathbf{q} + \varepsilon_1 \mathbf{v}).\varepsilon_1 \quad (66)$$

$$d_2(\mathbf{v}, \mathbf{v}) = f(\mathbf{q} + \varepsilon_1 \mathbf{v}).\varepsilon_2 \quad (67)$$

$$d_3(\mathbf{v}, \mathbf{v}, \mathbf{v}) = f(\mathbf{q} + \varepsilon_1 \mathbf{v}).\varepsilon_3 \quad (68)$$

$$d_4(\mathbf{v}, \mathbf{v}, \mathbf{v}, \mathbf{v}) = f(\mathbf{q} + \varepsilon_1 \mathbf{v}).\varepsilon_4 \quad (69)$$

All of these expressions are efficiently computed with only one evaluation of the function f . More importantly, there will not be truncation or cancellation errors when computing them. Observe that Eqs. (67–69) are particular cases of Eqs. (31–33). Nevertheless, using the properties of a symmetric multilinear form, these particular cases can be applied to compute the general case. This is achieved as follows.

Computing $d_2(\mathbf{x} + \mathbf{y}, \mathbf{x} + \mathbf{y})$ we have

$$d_2(\mathbf{x} + \mathbf{y}, \mathbf{x} + \mathbf{y}) = d_2(\mathbf{x}, \mathbf{x}) + d_2(\mathbf{x}, \mathbf{y}) + d_2(\mathbf{y}, \mathbf{x}) + d_2(\mathbf{y}, \mathbf{y}) \quad (70)$$

since the involved multilinear forms are symmetric we have

$$d_2(\mathbf{x}, \mathbf{y}) = \frac{1}{2} [d_2(\mathbf{x} + \mathbf{y}, \mathbf{x} + \mathbf{y}) - d_2(\mathbf{x}, \mathbf{x}) - d_2(\mathbf{y}, \mathbf{y})] \quad (71)$$

The right hand side of this equation can be computed using Eq. (67). A similar procedure can be used to prove that

$$d_3(\mathbf{x}, \mathbf{y}, \mathbf{z}) = \frac{1}{2} [d_3(\mathbf{x} + \mathbf{y}, \mathbf{x} + \mathbf{y}, \mathbf{z}) - d_3(\mathbf{x}, \mathbf{x}, \mathbf{z}) - d_3(\mathbf{y}, \mathbf{y}, \mathbf{z})], \quad (72)$$

with

$$d_3(\mathbf{x}, \mathbf{x}, \mathbf{z}) = \frac{1}{6} [d_3(\mathbf{z} + \mathbf{x}, \mathbf{z} + \mathbf{x}, \mathbf{z} + \mathbf{x}) + d_3(\mathbf{z} - \mathbf{x}, \mathbf{z} - \mathbf{x}, \mathbf{z} - \mathbf{x}) - 2d_3(\mathbf{z}, \mathbf{z}, \mathbf{z})], \quad (73)$$

which can be computed using Eq. (68).

To compute $d_4(\mathbf{x}, \mathbf{y}, \mathbf{z}, \mathbf{w})$, we first define

$$d_4xz^+ = d_4(\mathbf{x} + \mathbf{z}, \mathbf{x} + \mathbf{z}, \mathbf{x} + \mathbf{z}, \mathbf{x} + \mathbf{z}) \quad (74)$$

$$d_4xz^- = d_4(\mathbf{x} - \mathbf{z}, \mathbf{x} - \mathbf{z}, \mathbf{x} - \mathbf{z}, \mathbf{x} - \mathbf{z}) \quad (75)$$

and note that

$$d_4xz^+ + d_4xz^- = 12d_4(\mathbf{x}, \mathbf{x}, \mathbf{z}, \mathbf{z}) + 2d_4(\mathbf{x}, \mathbf{x}, \mathbf{x}, \mathbf{x}) + 2d_4(\mathbf{z}, \mathbf{z}, \mathbf{z}, \mathbf{z}), \quad (76)$$

thus

$$d_4(\mathbf{x}, \mathbf{x}, \mathbf{z}, \mathbf{z}) = \frac{1}{12} [d_4xz^+ + d_4xz^- - 2d_4(\mathbf{x}, \mathbf{x}, \mathbf{x}, \mathbf{x}) - 2d_4(\mathbf{z}, \mathbf{z}, \mathbf{z}, \mathbf{z})], \quad (77)$$

Now computing $d_4(\mathbf{x}, \mathbf{x}, \mathbf{z} + \mathbf{w}, \mathbf{z} + \mathbf{w})$ it can be proved that

$$d_4(\mathbf{x}, \mathbf{x}, \mathbf{z}, \mathbf{w}) = \frac{1}{2} [d_4(\mathbf{x}, \mathbf{x}, \mathbf{z} + \mathbf{w}, \mathbf{z} + \mathbf{w}) + d_4(\mathbf{x}, \mathbf{x}, \mathbf{z}, \mathbf{z}) - d_4(\mathbf{x}, \mathbf{x}, \mathbf{w}, \mathbf{w})] \quad (78)$$

then computing $d_4(\mathbf{x} + \mathbf{y}, \mathbf{x} + \mathbf{y}, \mathbf{z}, \mathbf{w})$ we obtain

$$d_4(\mathbf{x}, \mathbf{y}, \mathbf{z}, \mathbf{w}) = \frac{1}{2} [d_4(\mathbf{x} + \mathbf{y}, \mathbf{x} + \mathbf{y}, \mathbf{z}, \mathbf{w}) + d_4(\mathbf{x}, \mathbf{x}, \mathbf{z}, \mathbf{w}) - d_4(\mathbf{y}, \mathbf{y}, \mathbf{z}, \mathbf{w})], \quad (79)$$

which in the last instance, it can be computed using Eq. (69).

We have formulas to compute all the Eqs. (30–33). It is interesting to note that the product of the Hessian matrix with two vectors is given by

$$\mathbf{v}^T \mathbf{H}f(\mathbf{q}) \mathbf{w} = d_2(\mathbf{v}, \mathbf{w}), \quad (80)$$

and then, the k -th component of the product of the Hessian matrix with a vector is given by

$$[\mathbf{H}f(\mathbf{q}) \mathbf{w}]_k = d_2(\mathbf{e}_k, \mathbf{w}). \quad (81)$$

Moreover using the coordinate representation of a multilinear form we can compute all the mixed partial derivatives until fourth order. For instance,

$$\frac{\partial^3 f}{\partial q_i \partial q_j \partial q_k} = d_3(\mathbf{e}_i, \mathbf{e}_j, \mathbf{e}_k), \text{ for } i, j, k \in \{1, 2, \dots, m\}. \quad (82)$$

Algorithm 5 shows how to compute the directional derivative of order 3 along 3 different vectors—Eq. (72). Using this algorithm, Eq. (82) can be computed with algorithm 6. There, the vector **indxv** stores the variable indexes i, j, k . The evaluating point is $\mathbf{q} \in \mathbb{R}^m$. The directional derivatives of orders 1, 2 and 4 can be coded in similar way.

Algorithm 5 Directional derivative of third order (multilinear form of rank 3).

```

1: function FR=D3MLF( $f, \mathbf{x}, \mathbf{y}, \mathbf{z}, \mathbf{q}$ )
2:   fr ← 0.5 [d3qxz( $f, \mathbf{x} + \mathbf{y}, \mathbf{z}, \mathbf{q}$ ) - d3qxz( $f, \mathbf{x}, \mathbf{z}, \mathbf{q}$ ) -
              d3qxz( $f, \mathbf{y}, \mathbf{z}, \mathbf{q}$ )]
3: end function
4: function FR=D3QXZ( $f, \mathbf{x}, \mathbf{z}, \mathbf{q}$ )
5:   fr ←  $\frac{d3q(f, \mathbf{z} + \mathbf{x}, \mathbf{q}) + d3q(f, \mathbf{z} - \mathbf{x}, \mathbf{q}) - 2d3q(f, \mathbf{z}, \mathbf{q})}{6}$ 
6: end function
7: function FR=D3Q( $f, \mathbf{v}, \mathbf{q}$ )
8:   fqd ←  $f(\mathbf{q} + \varepsilon_1 \mathbf{v})$ 
9:   fr ← fqd. $\varepsilon_3$ 
10: end function

```

Algorithm 6 Third order partial derivatives, $\partial^3 f / \partial q_k \partial q_j \partial q_i$. Coordinate representation of the rank 3 multilinear form, associated to the third order directional derivative computed with dual numbers.

```

1: function FR=DF3(f, indxcv, q)
2:   i ← indxcv(1)
3:   j ← indxcv(2)
4:   k ← indxcv(3)
5:   e_i ← 0
6:   e_j ← 0
7:   e_k ← 0
8:   e_i(i) ← 1
9:   e_j(j) ← 1
10:  e_k(k) ← 1
11:  fr ← d3mlf(f, e_i, e_j, e_k, q)
12: end function

```

4.2.2 Higher order directional derivatives: case $\mathbf{f} : \mathbb{R}^m \rightarrow \mathbb{R}^n$.

From the point of view of a multilinear form, the vector directional derivative of a function $\mathbf{f} : \mathbb{R}^m \rightarrow \mathbb{R}^n$ is a direct generalization of the scalar case, as each component of \mathbf{f} is a function $f_\alpha : \mathbb{R}^m \rightarrow \mathbb{R}$. This generalization can be done as follow.

Using the standard basis of \mathbb{R}^n we have

$$\mathbf{f}(\mathbf{q}) = f_\alpha(\mathbf{q})\mathbf{e}_\alpha, \quad \mathbf{q} \in \mathbb{R}^m \text{ and } \alpha \in \{1, 2, \dots, n\}. \quad (83)$$

The 4th order Taylor expansion of this function can be written as

$$\begin{aligned} \mathbf{f}(\mathbf{q} + \mathbf{h}) &= f_\alpha(\mathbf{q})\mathbf{e}_\alpha + h_i \frac{\partial f_\alpha(\mathbf{q})}{\partial q_i} \mathbf{e}_\alpha + \\ &+ \frac{h_i h_j}{2!} \frac{\partial^2 f_\alpha(\mathbf{q})}{\partial q_i \partial q_j} \mathbf{e}_\alpha + \frac{h_i h_j h_k}{3!} \frac{\partial^3 f_\alpha(\mathbf{q})}{\partial q_i \partial q_j \partial q_k} \mathbf{e}_\alpha + \\ &+ \frac{h_i h_j h_k h_l}{4!} \frac{\partial^4 f_\alpha(\mathbf{q})}{\partial q_i \partial q_j \partial q_k \partial q_l} \mathbf{e}_\alpha + \mathbf{R}(\mathbf{q}, \mathbf{h}), \end{aligned} \quad (84)$$

with h_i the i -th component of the vector \mathbf{h} and $\|\mathbf{R}(\mathbf{q}, \mathbf{h})\|$ of the order $\|\mathbf{h}\|^5$.

The generalization of Eq. (65) for this case is

$$\begin{aligned} \mathbf{f}(\mathbf{q} + \varepsilon_1 \mathbf{v}) &= \left[\varepsilon_0 f_\alpha(\mathbf{q}) + \varepsilon_1 d_{1\alpha}(\mathbf{v}) + \varepsilon_2 d_{2\alpha}(\mathbf{v}, \mathbf{v}) + \right. \\ &\left. + \varepsilon_3 d_{3\alpha}(\mathbf{v}, \mathbf{v}, \mathbf{v}) + \varepsilon_4 d_{4\alpha}(\mathbf{v}, \mathbf{v}, \mathbf{v}, \mathbf{v}) \right] \mathbf{e}_\alpha. \end{aligned} \quad (85)$$

The set of Eqs. (66–69) becomes now

$$\mathbf{d}_1(\mathbf{v}) = \mathbf{f}(\mathbf{q} + \varepsilon_1 \mathbf{v}) \cdot \varepsilon_1 = v_i \frac{\partial f_\alpha(\mathbf{q})}{\partial q_i} \mathbf{e}_\alpha \quad (86)$$

$$\mathbf{d}_2(\mathbf{v}, \mathbf{v}) = \mathbf{f}(\mathbf{q} + \varepsilon_1 \mathbf{v}) \cdot \varepsilon_2 = v_i v_j \frac{\partial^2 f_\alpha(\mathbf{q})}{\partial q_i \partial q_j} \mathbf{e}_\alpha \quad (87)$$

$$\mathbf{d}_3(\mathbf{v}, \mathbf{v}, \mathbf{v}) = \mathbf{f}(\mathbf{q} + \varepsilon_1 \mathbf{v}) \cdot \varepsilon_3 = v_i v_j v_k \frac{\partial^3 f_\alpha(\mathbf{q})}{\partial q_i \partial q_j \partial q_k} \mathbf{e}_\alpha \quad (88)$$

$$\mathbf{d}_4(\mathbf{v}, \mathbf{v}, \mathbf{v}, \mathbf{v}) = \mathbf{f}(\mathbf{q} + \varepsilon_1 \mathbf{v}) \cdot \varepsilon_4 = v_i v_j v_k v_l \frac{\partial^4 f_\alpha(\mathbf{q})}{\partial q_i \partial q_j \partial q_k \partial q_l} \mathbf{e}_\alpha. \quad (89)$$

As before, the dependence on \mathbf{f} and \mathbf{q} is obviated in the left hand side of these equations. Observe now that the vector space Y —see Eq. (1)—is \mathbb{R}^n .

In general, for different arguments we have

$$\begin{aligned} \frac{\partial^2 f_\alpha(\mathbf{q})}{\partial q_i \partial q_j} x_i y_j \mathbf{e}_\alpha &= \mathbf{d}_2(\mathbf{x}, \mathbf{y}) = \frac{1}{2} \left[\mathbf{d}_2(\mathbf{x} + \mathbf{y}, \mathbf{x} + \mathbf{y}) + \right. \\ &\left. - \mathbf{d}_2(\mathbf{x}, \mathbf{x}) - \mathbf{d}_2(\mathbf{y}, \mathbf{y}) \right] \end{aligned} \quad (90)$$

$$\begin{aligned} \frac{\partial^3 f_\alpha(\mathbf{q})}{\partial q_i \partial q_j \partial q_k} x_i y_j z_k \mathbf{e}_\alpha &= \mathbf{d}_3(\mathbf{x}, \mathbf{y}, \mathbf{z}) = \frac{1}{2} \left[\mathbf{d}_3(\mathbf{x} + \mathbf{y}, \mathbf{x} + \mathbf{y}, \mathbf{z}) + \right. \\ &\left. - \mathbf{d}_3(\mathbf{x}, \mathbf{x}, \mathbf{z}) - \mathbf{d}_3(\mathbf{y}, \mathbf{y}, \mathbf{z}) \right], \end{aligned} \quad (91)$$

with

$$\begin{aligned} \mathbf{d}_3(\mathbf{x}, \mathbf{x}, \mathbf{z}) &= \frac{1}{6} \left[\mathbf{d}_3(\mathbf{z} + \mathbf{x}, \mathbf{z} + \mathbf{x}, \mathbf{z} + \mathbf{x}) + \mathbf{d}_3(\mathbf{z} - \mathbf{x}, \mathbf{z} - \mathbf{x}, \mathbf{z} - \mathbf{x}) + \right. \\ &\left. - 2\mathbf{d}_3(\mathbf{z}, \mathbf{z}, \mathbf{z}) \right], \end{aligned} \quad (92)$$

and for the rank 4 we have

$$\begin{aligned} \frac{\partial^4 f_\alpha(\mathbf{q})}{\partial q_i \partial q_j \partial q_k \partial q_l} x_i y_j z_k w_l \mathbf{e}_\alpha &= \mathbf{d}_4(\mathbf{x}, \mathbf{y}, \mathbf{z}, \mathbf{w}) = \frac{1}{2} \left[\mathbf{d}_4(\mathbf{x} + \mathbf{y}, \right. \\ &\left. \mathbf{x} + \mathbf{y}, \mathbf{z}, \mathbf{w}) - \mathbf{d}_4(\mathbf{x}, \mathbf{x}, \mathbf{z}, \mathbf{w}) - \mathbf{d}_4(\mathbf{y}, \mathbf{y}, \mathbf{z}, \mathbf{w}) \right], \end{aligned} \quad (93)$$

with

$$\begin{aligned} \mathbf{d}_4(\mathbf{x}, \mathbf{x}, \mathbf{z}, \mathbf{w}) &= \frac{1}{2} \left[\mathbf{d}_4(\mathbf{x}, \mathbf{x}, \mathbf{z} + \mathbf{w}, \mathbf{z} + \mathbf{w}) - \mathbf{d}_4(\mathbf{x}, \mathbf{x}, \mathbf{z}, \mathbf{z}) + \right. \\ &\left. - \mathbf{d}_4(\mathbf{x}, \mathbf{x}, \mathbf{w}, \mathbf{w}) \right] \end{aligned} \quad (94)$$

and

$$\begin{aligned} \mathbf{d}_4(\mathbf{x}, \mathbf{x}, \mathbf{z}, \mathbf{z}) &= \frac{1}{12} \left[\mathbf{d}_4 \mathbf{xz}^+ + \mathbf{d}_4 \mathbf{xz}^- - 2\mathbf{d}_4(\mathbf{x}, \mathbf{x}, \mathbf{x}, \mathbf{x}) + \right. \\ &\left. - 2\mathbf{d}_4(\mathbf{z}, \mathbf{z}, \mathbf{z}, \mathbf{z}) \right], \end{aligned} \quad (95)$$

with

$$\mathbf{d}_4 \mathbf{xz}^+ = \mathbf{d}_4(\mathbf{x} + \mathbf{z}, \mathbf{x} + \mathbf{z}, \mathbf{x} + \mathbf{z}, \mathbf{x} + \mathbf{z}) \quad (96)$$

$$\mathbf{d}_4 \mathbf{xz}^- = \mathbf{d}_4(\mathbf{x} - \mathbf{z}, \mathbf{x} - \mathbf{z}, \mathbf{x} - \mathbf{z}, \mathbf{x} - \mathbf{z}). \quad (97)$$

Formally Eqs. (86–93) are the same as their scalar counterpart, and from a computational point of view they are essentially equivalent. Nevertheless they allow much more concise formulas. For instance, the product of the Jacobian matrix of $\mathbf{f}(\mathbf{q})$ with the vector \mathbf{v} is given by

$$[\mathbf{Jf}(\mathbf{q})]\mathbf{v} = \mathbf{d}_1(\mathbf{v}), \quad (98)$$

which, using Eq. (86), can be computed with only one evaluation of the vector function \mathbf{f} overloaded to accept dual variables. Also, using the coordinate representation of this multilinear form we obtain the derivatives of all the functions f_α at once. Mathematically

$$\mathbf{d}_1(\mathbf{e}_i) = \frac{\partial f_\alpha(\mathbf{q})}{\partial q_i} \mathbf{e}_\alpha = \left[\frac{\partial f_1(\mathbf{q})}{\partial q_i} \quad \frac{\partial f_2(\mathbf{q})}{\partial q_i} \quad \dots \quad \frac{\partial f_n(\mathbf{q})}{\partial q_i} \right]^T. \quad (99)$$

Algorithm 7 Third order vector directional derivative

```

1: function fr=D3MLF(f, x, y, z, q, n)
2:   fr ←  $\frac{d3qxz(\mathbf{f}, \mathbf{x}+\mathbf{y}, \mathbf{z}, \mathbf{q}, n) - d3qxz(\mathbf{f}, \mathbf{x}, \mathbf{z}, \mathbf{q}, n) - d3qxz(\mathbf{f}, \mathbf{y}, \mathbf{z}, \mathbf{q}, n)}{2}$ 
3: end function
4: function fr=D3QXZ(f, x, z, q, n)
5:   fr ←  $\frac{d3q(\mathbf{f}, \mathbf{z}+\mathbf{x}, \mathbf{q}, n) + d3q(\mathbf{f}, \mathbf{z}-\mathbf{x}, \mathbf{q}, n) - 2d3q(\mathbf{f}, \mathbf{z}, \mathbf{q}, n)}{6}$ 
6: end function
7: function fr=D3Q(f, v, q, n)
8:   fqd ← f(q +  $\varepsilon_1 \mathbf{v}$ )
9:   fr ← fqd ·  $\varepsilon_3$ 
10: end function

```

Similarly, for the ranks 2, 3 and 4 we have

$$\mathbf{d}_2(\mathbf{e}_i, \mathbf{e}_j) = \left[\frac{\partial^2 f_1(\mathbf{q})}{\partial q_i \partial q_j} \quad \frac{\partial^2 f_2(\mathbf{q})}{\partial q_i \partial q_j} \quad \dots \quad \frac{\partial^2 f_n(\mathbf{q})}{\partial q_i \partial q_j} \right]^T \quad (100)$$

$$\mathbf{d}_3(\mathbf{e}_i, \mathbf{e}_j, \mathbf{e}_k) = \left[\frac{\partial^3 f_1(\mathbf{q})}{\partial q_i \partial q_j \partial q_k} \quad \frac{\partial^3 f_2(\mathbf{q})}{\partial q_i \partial q_j \partial q_k} \quad \dots \quad \frac{\partial^3 f_n(\mathbf{q})}{\partial q_i \partial q_j \partial q_k} \right]^T \quad (101)$$

$$\mathbf{d}_4(\mathbf{e}_i, \mathbf{e}_j, \mathbf{e}_k, \mathbf{e}_l) = \left[\frac{\partial^4 f_1(\mathbf{q})}{\partial q_i \partial q_j \partial q_k \partial q_l} \quad \frac{\partial^4 f_2(\mathbf{q})}{\partial q_i \partial q_j \partial q_k \partial q_l} \quad \dots \quad \frac{\partial^4 f_n(\mathbf{q})}{\partial q_i \partial q_j \partial q_k \partial q_l} \right]^T. \quad (102)$$

The numerical implementation is practically the same as the scalar case, except that \mathbf{f} is now a vector function. For convenience, in the Fortran implementation we have included an argument corresponding to its dimension n . As an example, the version of algorithm 5 for this case is given in algorithm 7.

5. Numerical examples and comparisons

The proposed dual number formulation is coded in Matlab and Fortran languages. These implementations along the presented examples in this section are available at [50].

5.1 Comparison between dual numbers and the FMFD method to compute a directional derivative of order 4

A function commonly used to test the effectiveness of optimization algorithms is the inverted cosine wave function [57]:

$$f(\mathbf{x}) = - \sum_{i=1}^{m-1} \exp\left(-\frac{x_i^2 + x_{i+1}^2 + 0.5x_i x_{i+1}}{8}\right) \times \cos\left(4\sqrt{x_i^2 + x_{i+1}^2 + 0.5x_i x_{i+1}}\right). \quad (103)$$

Table 1 shows the computation of the fourth order directional derivative for $m \in \{5, 7, 10, 15, 20\}$ along the vectors $\mathbf{x} = [1 \ 2 \ \dots \ m]^T$, $\mathbf{y} = \sin \mathbf{x}$, $\mathbf{z} = \cos \mathbf{x}$, and $\mathbf{w} = \sqrt{\mathbf{x}}$ at the point $\mathbf{q} = \log \mathbf{x}$. We consider element-wise operation—for instance $\sin([a \ b]^T) = [\sin a \ \sin b]^T$. The order of approximation used

in the FMFD method was 4. It is worthwhile to mention that if this order of approximation is increased to 8 also the elapsed time considerably increases.

Table 1. Comparison between the FMFD method and dual numbers formulation to compute the four order directional derivative. For the FMFD method we used quadruple precision, an order of approximation of 4 and a step size $h = 10^{-5}$.

m	Directional derivative		Time (s)	
	FMFD	Dual numbers	FMFD	Dual numbers
5	3581.554	3581.531	1.3	0.0027
7	3333.292	3333.211	7.6	0.0036
10	1511.809	1511.750	47.1	0.0043
15	3092.521	3092.453	375.1	0.0052
20	2099.013	2098.912	1594.0	0.0064

From Table 1 we can see how efficient the dual number approach is compared to FMFD for this kind of problems. In fact Fig 1 show a linear time complexity of the proposed formulation for computing this directional derivative; the complexity using the FMFD method to compute Eq. (34) for this example would be, at the best, of order $O(m^4)$. In that figure the greater value for m was 3100. In contrast, the evaluation of a fourth-rank tensor for $m = 3100$ would require computing 9.23521×10^{13} components, making this approach prohibitive¹. On the other side with the proposed formulation the elapsed time for $m = 3100$ was of 0.6 seconds. The computations were made on an Intel(R) Core(TM) i7-7700 CPU @ 3.60 GHz, running Windows 10 and using the gfortran compiler (gcc version 9.2.0).

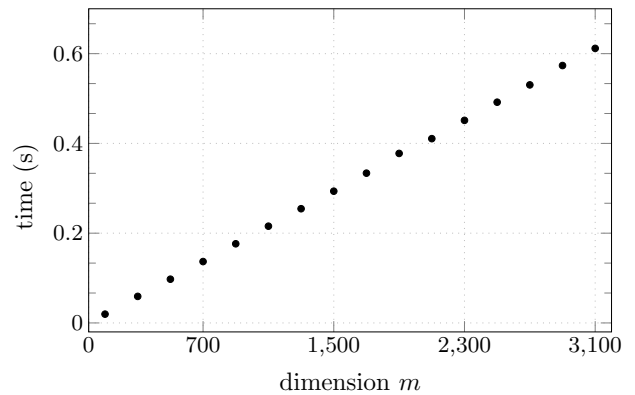


Figure 1. Time complexity for the fourth order directional derivative using dual numbers.

5.2 Calculation of the velocity, acceleration, jerk and jounce/snap vectors

Let $\mathbf{r} : \mathbb{R} \rightarrow \mathbb{R}^n$ be the position vector of a point particle with generalized coordinates, including possibly the time,

¹Actually, due to symmetry properties the number of independent components is 3855456322025, a considerable reduction but still prohibitive for a symbolic approach or for the FMFD method.

$\mathbf{q} = (q_1(t), q_2(t), \dots, q_m(t))$. Let $f_\alpha: \mathbb{R}^m \rightarrow \mathbb{R}$ be the function which gives the α -component of \mathbf{r} . In the standard basis of \mathbb{R}^n , the position vector can be written as

$$\mathbf{r}(t) = f_\alpha(\mathbf{q}(t)) \mathbf{e}_\alpha, \quad (104)$$

The velocity, acceleration, jerk and jounce vectors of a point particle can be obtained differentiating Eq. (104) as many times as required –if \mathbf{r} depends explicitly on time, set $q_m(t) = t$. Such kinematics quantities are given by [58]

$$\dot{\mathbf{r}} = \frac{\partial f_\alpha(\mathbf{q})}{\partial q_i} \dot{q}_i \mathbf{e}_\alpha \quad (105)$$

$$\ddot{\mathbf{r}} = \left[\frac{\partial f_\alpha(\mathbf{q})}{\partial q_i} \ddot{q}_i + \frac{\partial^2 f_\alpha(\mathbf{q})}{\partial q_i \partial q_j} \dot{q}_i \dot{q}_j \right] \mathbf{e}_\alpha \quad (106)$$

$$\begin{aligned} \ddot{\mathbf{r}} = & \left[\frac{\partial^3 f_\alpha(\mathbf{q})}{\partial q_i \partial q_j \partial q_k} \dot{q}_i \dot{q}_j \dot{q}_k + 3 \frac{\partial^2 f_\alpha(\mathbf{q})}{\partial q_i \partial q_j} \ddot{q}_i \dot{q}_j + \right. \\ & \left. + \frac{\partial f_\alpha(\mathbf{q})}{\partial q_i} \ddot{\ddot{q}}_i \right] \mathbf{e}_\alpha \quad (107) \end{aligned}$$

$$\begin{aligned} \ddot{\mathbf{r}} = & \left[\frac{\partial^4 f_\alpha(\mathbf{q})}{\partial q_i \partial q_j \partial q_k \partial q_l} \dot{q}_i \dot{q}_j \dot{q}_k \dot{q}_l + 6 \frac{\partial^3 f_\alpha(\mathbf{q})}{\partial q_i \partial q_j \partial q_k} \ddot{q}_i \dot{q}_j \dot{q}_k + \right. \\ & \left. + 4 \frac{\partial^2 f_\alpha(\mathbf{q})}{\partial q_i \partial q_j} \ddot{\ddot{q}}_i \dot{q}_j + 3 \frac{\partial^2 f_\alpha(\mathbf{q})}{\partial q_i \partial q_j} \ddot{q}_i \ddot{q}_j + \frac{\partial f_\alpha(\mathbf{q})}{\partial q_i} \ddot{\ddot{\ddot{q}}}_i \right] \mathbf{e}_\alpha. \quad (108) \end{aligned}$$

These equations can be written in terms of directional derivatives using Eqs. (86–93). They are

$$\dot{\mathbf{r}} = \mathbf{d}_1(\dot{\mathbf{q}}) \quad (109)$$

$$\ddot{\mathbf{r}} = \mathbf{d}_2(\dot{\mathbf{q}}, \dot{\mathbf{q}}) + \mathbf{d}_1(\ddot{\mathbf{q}}) \quad (110)$$

$$\ddot{\mathbf{r}} = \mathbf{d}_3(\dot{\mathbf{q}}, \dot{\mathbf{q}}, \dot{\mathbf{q}}) + 3\mathbf{d}_2(\dot{\mathbf{q}}, \ddot{\mathbf{q}}) + \mathbf{d}_1(\ddot{\ddot{\mathbf{q}}}) \quad (111)$$

$$\begin{aligned} \ddot{\mathbf{r}} = & \mathbf{d}_4(\dot{\mathbf{q}}, \dot{\mathbf{q}}, \dot{\mathbf{q}}, \dot{\mathbf{q}}) + 6\mathbf{d}_3(\dot{\mathbf{q}}, \dot{\mathbf{q}}, \ddot{\mathbf{q}}) + 4\mathbf{d}_2(\dot{\mathbf{q}}, \ddot{\ddot{\mathbf{q}}}) + \\ & + 3\mathbf{d}_2(\ddot{\mathbf{q}}, \ddot{\mathbf{q}}) + \mathbf{d}_1(\ddot{\ddot{\ddot{\mathbf{q}}}}). \quad (112) \end{aligned}$$

Observe the conciseness of Eqs. (109–112), and more importantly, these equations are computed accurately and much more efficiently than a traditional approach, using Eqs. (105–108), where the explicit derivatives and sums are required. Indeed, as we have seen in Sec. 4.2, all the directional derivatives can be computed by *essentially* evaluating $\mathbf{f}(\mathbf{q} + \varepsilon_1 \mathbf{v}) = f_\alpha(\mathbf{q} + \varepsilon_1 \mathbf{v}) \mathbf{e}_\alpha$.

Another method to compute the above kinematics quantities (at least for robots and mechanisms) is screw theory [59–61], which also would give results at the same accuracy as the dual number approach. Nevertheless, compared to the dual number formulation, this approach is unpractical since each problem would require the construction of specific screws. Moreover, nowadays, the screw theory method to compute kinematics quantities is devised for kinematic chains, and it is not clear how to directly apply it if only the position vector of a point particle is known, which contrasts with our formulation.

Eqs. (109–112) are specially useful when vectors \mathbf{q} , $\dot{\mathbf{q}}$, $\ddot{\mathbf{q}}$, $\ddot{\mathbf{q}}$, $\ddot{\ddot{\mathbf{q}}}$, are known quantities for a given time t_0 . In the area of robotics and mechanisms this is usually true, but also there are cases where instead of knowing these vectors, equations for the generalized coordinates (joint variables) as function of time are known. This means that $\mathbf{q} = \mathbf{g}(t)$ is available. In this case the dual number approach to compute the kinematics quantities is even more simple. Defining the dual quantity

$$\tilde{\mathbf{r}} = \mathbf{r}(\mathbf{g}(t + \varepsilon_1)), \quad (113)$$

the velocity, acceleration, jerk and jounce/snap are computed by

$$\dot{\mathbf{r}} = \tilde{\mathbf{r}} \cdot \varepsilon_1 \quad (114)$$

$$\ddot{\mathbf{r}} = \tilde{\mathbf{r}} \cdot \varepsilon_2 \quad (115)$$

$$\ddot{\mathbf{r}} = \tilde{\mathbf{r}} \cdot \varepsilon_3 \quad (116)$$

$$\ddot{\mathbf{r}} = \tilde{\mathbf{r}} \cdot \varepsilon_4, \quad (117)$$

respectively. Moreover, Eqs. (113–117) can also be used to compute all the kinematics quantities at a given time t_0 , even if the function $\mathbf{g}(t)$ is unknown, provided \mathbf{q} , $\dot{\mathbf{q}}$, $\ddot{\mathbf{q}}$, $\ddot{\mathbf{q}}$, $\ddot{\mathbf{q}}$ are known quantities at the time t_0 . This is achieved using the Taylor expansion of the unknown function $\mathbf{g}(t)$ about the point t_0 . Furthermore, since what is needed to compute Eqs. (105–108) are the quantities \mathbf{q} , $\dot{\mathbf{q}}$, $\ddot{\mathbf{q}}$, $\ddot{\mathbf{q}}$, $\ddot{\mathbf{q}}$ and not the explicit time dependence of $\mathbf{q} = \mathbf{g}(t)$, the obtained values of such kinematics quantities at the time t_0 are exact.

5.2.1 A hypothetical example

An interesting AD property is that a closed form expression for the function to derive is not necessary, but rather an algorithmic way to compute it. For example, let $\mathbf{f}: \mathbb{R}^2 \rightarrow \mathbb{R}^3$ given by

$$\mathbf{f}(q_1, q_2) = [\log(q_1 q_2^2) \quad \sqrt{q_2}/q_1 \quad \underbrace{\sin(\sin(\dots \sin(q_1 q_2) \dots))}_{100 \text{ times}}]^T, \quad (118)$$

this function needs to nest the sine function 100 times, which is unpractical. Instead we can write a do-loop to code this function.

Assuming Eq. (118) is the position vector of a point particle and that q_1 and q_2 are generalized coordinates depending on time, Table 2 shows the velocity, acceleration, jerk and jounce for $q_1 = 1.1$, $q_2 = 2.2$, $\dot{\mathbf{q}} = [0.5 \quad -2.7]^T$, $\ddot{\mathbf{q}} = [-0.1 \quad 0.7]^T$, $\ddot{\mathbf{q}} = [0.3 \quad 0.5]^T$, and $\ddot{\mathbf{q}} = [-0.2 \quad 0.1]^T$. Notice that a screw theory approach for this case is not possible or at least it cannot be applied directly. A symbolic approach is highly inefficient while a finite differences approach is, in general, both; inaccurate and inefficient.

5.2.2 A practical example

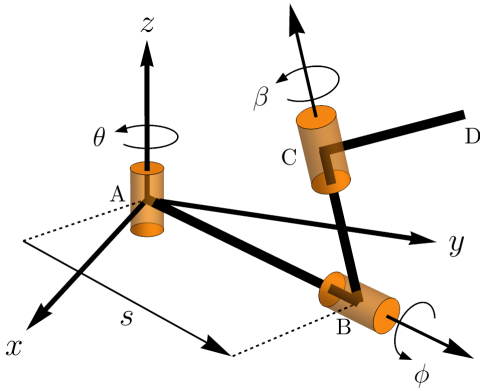
Let us consider the RCR robot manipulator of Fig. 2, with A, B, C the rotational, cylindrical and rotational joints respectively, with $\overline{BC} = 3$ and $\overline{CD} = 2$. We are interested in

Table 2. Kinematic quantities computed with dual numbers

Kinematic Quantity	Components values
Velocity [L]/[t]	-2.0000
	-1.4403
	0.0207
Acceleration [L]/[t] ²	-2.6736
	1.1388
	-0.1441
Jerk [L]/[t] ³	-4.0120
	-2.7000
	1.0395
Jounce/Snap [L]/[t] ⁴	-15.1909
	6.2371
	-8.0518

calculating the velocity, acceleration, jerk and jounce/snap for a given time where

$$\begin{aligned}
\mathbf{q} &= [\theta = \pi/2 \ \phi = 0 \ s = 2 \ \beta = 0]^T, \\
\dot{\mathbf{q}} &= [1 \ 5 \ 1 \ 1]^T, \\
\ddot{\mathbf{q}} &= [1 \ 0 \ 2 \ 1]^T, \\
\dddot{\mathbf{q}} &= [1 \ 2 \ 3 \ 4]^T, \\
\mathbf{q}^{(4)} &= [4 \ 5 \ 6 \ 7]^T.
\end{aligned} \tag{119}$$


Figure 2. The RCR robot manipulator.

The position vector of the end effector, point D, can be found using the homogeneous transformation matrix method [62]. This position vector is obtained taking the first three elements of the 4-th column of the matrix \mathbf{R}_D given by

$$\mathbf{R}_D = \mathbf{T}_1 \mathbf{T}_2 \mathbf{T}_3 \mathbf{T}_4 \mathbf{T}_5, \tag{120}$$

where

$$\begin{aligned}
\mathbf{T}_1 &= \mathbf{HTM}(\theta, [0, 0, 1], [0, 0, 0]) \\
\mathbf{T}_2 &= \mathbf{HTM}(\phi, [1, 0, 0], [s, 0, 0]) \\
\mathbf{T}_3 &= \mathbf{HTM}(\beta, [0, 0, 1], [0, 0, 0]) \\
\mathbf{T}_4 &= \mathbf{HTM}(0, [0, 0, 1], [0, 0, BC]) \\
\mathbf{T}_5 &= \mathbf{HTM}(0, [1, 0, 0], [CD, 0, 0]),
\end{aligned} \tag{121}$$

being $\mathbf{HTM}(\psi, \hat{\mathbf{u}}, \mathbf{S})$ the homogeneous transformation matrix of angle ψ about the axis $\hat{\mathbf{u}}$ and for the translation vector \mathbf{S} . From Eqs (109–112) or Eqs. (114–117), the mentioned kinematic quantities can be efficiently computed once the involved operators and functions are overloaded to accept dual variables as arguments. The numerical values are shown in Table 3. It is worthwhile to mention that these values coincide with those computed using screw theory (A).

Table 3. Kinematic quantities for the RCR robot manipulator, computed with dual numbers.

Kinematic Quantity	Component values
Velocity [L]/[t]	9.0000
	1.0000
	0.0000
Acceleration [L]/[t] ²	-8.0000
	22.0000
	-55.0000
Jerk [L]/[t] ³	-267.0000
	15.0000
	30.0000
Jounce/Snap [L]/[t] ⁴	189.0000
	-978.0000
	891.0000

5.3 Examples of partial derivatives

It is illustrative to compute some partial derivatives using the proposed approach as well as using the FMFD method. This approach however, is not recommended to compute general directional derivatives. As an example, Table 4 shows some partial derivatives of the function

$$f(x, y, z, w, u) = \cos(xy/u)z/w + 3 \sin(xu) \sin(y/u) \times \log(xyz/(uw)), \tag{122}$$

evaluated at the point $\mathbf{x}_0 = (1.1, 2.2, 3.3, 4.4, 5.5)$ using the FMFD method and dual numbers.

This table shows that the FMFD method fails to compute the derivatives if single and double precision variables are used. Nevertheless, using quadruple precision, the results coincide with the dual number formulation which was coded to double precision.

6. Conclusions

Dual numbers allow a precise and efficient calculation of higher order directional derivatives. The evaluation of a scalar

Table 4. Examples of partial derivatives.

Partial derivative	Dual number formulation	Finite differences to 8th order ($h = 10^{-5}$)		
		single precision	double precision	quadruple precision
$\frac{\partial f(\mathbf{x}_0)}{\partial x}$	-7.3040034203	-5.64597130	-7.3040034219	-7.3040034203
$\frac{\partial^2 f(\mathbf{x}_0)}{\partial z \partial z}$	0.0247895122	-40885.4766	0.0248116774	0.0247895122
$\frac{\partial^3 f(\mathbf{x}_0)}{\partial u \partial w \partial y}$	-0.1312934721	198403296	-2.4530159385	-0.1312934721
$\frac{\partial^4 f(\mathbf{x}_0)}{\partial u \partial z \partial w \partial x}$	-0.0030955304	$-3.06289972 \times 10^{13}$	64117.282468	-0.0030955304

function of vector variable at the dual point $\mathbf{q} + \varepsilon_1 \mathbf{v}$ permits the computation of all the directional derivatives along a single vector \mathbf{v} , at the point \mathbf{q} . Using this result, formulas for directional derivatives along different vectors are obtained. Directional derivatives are special cases of multilinear forms; thus, with the coordinate representation of these multilinear forms, mixed partial derivatives can be computed. The efficiency of the proposed formulation is remarkable. In one of the presented examples, the fourth order directional derivative of a function with 3100 variables is obtained in less than a second. A brute force computation of this directional derivative using finite differences would require the computation of a tensor of 9.23521×10^{13} components. However, our numerical experiments show that finite differences can be an excellent option to compute partial derivatives when the involved dimensions are moderated. Although, it may require variables of high precision (quadruple precision or above). For a vector function of several variables, the evaluation in the aforementioned dual point permits the computation of all the vector directional derivatives (directional derivatives for a function $\mathbf{f} : \mathbb{R}^m \rightarrow \mathbb{R}^n$). With these vector directional derivatives, formulas to efficiently compute kinematic quantities can be deduced. When the generalized coordinates are given as a function $\mathbf{g}(t)$, the dual number approach is even more direct since all the kinematic quantities can be computed by just evaluating the position vector on this function. If this function is unknown, and the set $\{\mathbf{q}, \dot{\mathbf{q}}, \ddot{\mathbf{q}}, \ddot{\ddot{\mathbf{q}}}, \ddot{\ddot{\ddot{\mathbf{q}}}}\}$ is given instead, a Taylor series of $\mathbf{g}(t)$ can be used. From a theoretical point of view, it would be interesting to construct the rules governing the time differentiation of the involved directional derivatives on computing kinematics quantities. A close inspection to the arguments of equations (109–112) –or in general, Eqs. (86–93)– suggests that such rules, and generalizations to higher orders, could be found following a combinatorics approach. We hope any researcher could shed some light on this respect in future studies.

Acknowledgements

The authors acknowledge the support of the Consejo Nacional de Ciencia y Tecnología (National Council of Science and Technology, CONACYT), of México, through SNI (National Network of Researchers) fellowships and scholarships.

CRedit authorship contribution statement

R. Peón-Escalante: Investigation, Visualization, Writing - original draft. **K.B. Cantún-Avila:** Conceptualization, Methodology, Software, Validation, Writing - original draft, Writing - review & editing draft. **O. Carvente:** Investigation, Validation, Visualization. **A. Espinosa-Romero:** Methodology, Software, Validation, Writing - original draft. **F. Peñuñuri:** Conceptualization, Formal Analysis, Methodology, Software, Supervision, Validation, Writing - original draft, Writing - review & editing draft.

Declaration of competing interest

The authors declare that they have no known competing financial interests or personal relationships that could have appeared to influence the work reported in this paper.

A. Computation of the kinematic quantities for the RCR robot manipulator using infinitesimal screw theory

This appendix presents the essential elements of screw theory to compute the kinematics quantities of the example in sec. 5.2. The interested reader can see ref. [63] for details. We recall that in this section, the Einstein's convention about sum over repeated index is not used, and all the involved sums are written explicitly.

Considering the kinematic chain in Fig. 3, we will say that we have $n + 1$ bodies numbered from 0 to n , and the body

tagged with 0 is the frame of a kinematic chain. We assume that a body i has a frame attached to it whose origin measured in the frame (or body) j is located by the vector ${}^j\mathbf{r}_i$; from a practical point of view, this position vector would locate the joints. From now on, the symbol a\star_b will mean that the quantity \star is related to frame b measured in frame a . For instance, ${}^j\dot{\mathbf{r}}_n = {}^j\mathbf{v}_n$ would be the velocity of the origin of the frame n (or just the velocity of frame n) with respect to the frame j .

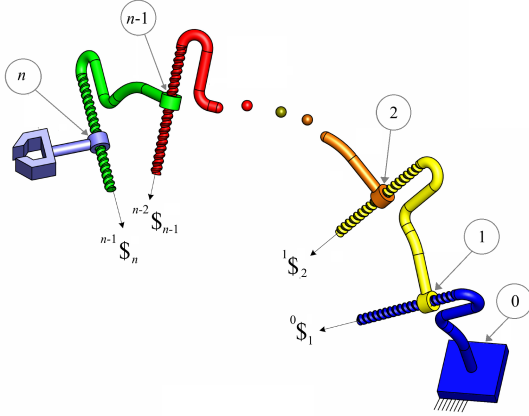


Figure 3. Serial kinematic chain [63].

Let us consider a point p on frame (or body) n , then its position vector on a frame j is ${}^j\mathbf{r}_n^p$. Notice this position vector is not necessarily equal to ${}^j\mathbf{r}_n$, except if the point p is in the origin of frame n . To obtain the kinematics quantities of this point p using screw theory, the so-called *reduced velocity state*, *reduced acceleration state*, *reduced jerk state* and *reduced jounce state* are required. These *kinematic states* are defined as:

$${}^j\mathbf{V}_n = \begin{bmatrix} {}^j\boldsymbol{\omega}_n \\ {}^j\mathbf{v}_n^* \end{bmatrix} \quad (123)$$

$${}^j\mathbf{A}_n = \begin{bmatrix} {}^j\boldsymbol{\alpha}_n \\ {}^j\mathbf{a}_n^* \end{bmatrix} \quad (124)$$

$${}^j\mathbf{J}_n = \begin{bmatrix} {}^j\rho_n \\ {}^j\mathbf{j}_n^* \end{bmatrix} \quad (125)$$

$${}^j\mathbf{S}_n = \begin{bmatrix} {}^j\sigma_n \\ {}^j\mathbf{s}_n^* \end{bmatrix}. \quad (126)$$

From the algebraic point of view, these expressions are 6×1 matrices, although, from a programming point of view, arrays of 6 elements can be used. The first vector components of the above kinematic states correspond to angular velocity, angular acceleration, angular jerk, and angular jounce/snap, respectively, of the frame n , with respect to frame j . The second components are related² to their linear counterparts,

²Notice that the velocity of frame n with respect to frame j is not the *reduced velocity* ${}^j\mathbf{v}_n^*$ but ${}^j\mathbf{v}_n = {}^j\mathbf{v}_n^* + {}^j\boldsymbol{\omega}_n \times {}^j\mathbf{r}_n$.

namely, velocity, acceleration, jerk, and jounce/snap. Such relations, for the aforementioned point p , are:

$${}^j\mathbf{v}_n^p = {}^j\mathbf{v}_n^* + {}^j\boldsymbol{\omega}_n \times {}^j\mathbf{r}_n^p \quad (127)$$

$${}^j\mathbf{a}_n^p = {}^j\mathbf{a}_n^* + {}^j\boldsymbol{\alpha}_n \times {}^j\mathbf{r}_n^p + {}^j\boldsymbol{\omega}_n \times {}^j\mathbf{v}_n^p \quad (128)$$

$${}^j\mathbf{j}_n^p = {}^j\mathbf{j}_n^* + {}^j\rho_n \times {}^j\mathbf{r}_n^p + 2{}^j\boldsymbol{\alpha}_n \times {}^j\mathbf{v}_n^p + {}^j\boldsymbol{\omega}_n \times {}^j\mathbf{a}_n^p \quad (129)$$

$${}^j\mathbf{s}_n^p = {}^j\mathbf{s}_n^* + {}^j\tau_n \times {}^j\mathbf{r}_n^p + 3{}^s\rho_n \times {}^j\mathbf{v}_n^p + 3{}^j\boldsymbol{\alpha}_n \times {}^j\mathbf{a}_n^p + {}^j\boldsymbol{\omega}_n \times {}^j\mathbf{j}_n^p. \quad (130)$$

To calculate Eqs. (123–126) for the RCR robot manipulator (see Fig. 2), we need the associated screws for each joint. The most general joint of this robot is the cylindrical joint; whose associated screw is the sum of the screws associated to rotational and prismatic (translational) joints. Nevertheless, to keep the discussion about how to compute the kinematics states as clear as possible, we define the *vector screw*

$${}^j\mathcal{S}_i = [{}^j\mathcal{S}_i^R \quad {}^j\mathcal{S}_i^T], \quad (131)$$

whose components are the screws associated to the rotational and prismatic joints; given by

$${}^j\mathcal{S}_i^R = \begin{bmatrix} {}^j\mathbf{e}_i \\ {}^j\mathbf{r}_i \times {}^j\mathbf{e}_i \end{bmatrix} \quad \text{and} \quad (132)$$

$${}^j\mathcal{S}_i^T = \begin{bmatrix} \mathbf{0} \\ {}^j\mathbf{e}_i \end{bmatrix}, \quad (133)$$

respectively. As before, ${}^j\mathbf{r}_i$ locates the position of the joints (the origin of a frame) and ${}^j\mathbf{e}_i$ a unit vector in the same direction of axis of joint i with respect to frame j . We also define the following vectors storing the joint variables (generalized coordinates)

$$\mathbf{q}_R = [\theta \quad 0] \quad (134)$$

$$\mathbf{q}_T = [0 \quad s] \quad (135)$$

$$\mathbf{q}_C = [\theta \quad s]. \quad (136)$$

Since, for instance, products of the form

$$\dot{\mathbf{q}}_R \cdot {}^j\mathcal{S}_i = \dot{\theta} {}^j\mathcal{S}_i^R \quad (137)$$

$$\dot{\mathbf{q}}_T \cdot {}^j\mathcal{S}_i = \dot{s} {}^j\mathcal{S}_i^T \quad (138)$$

$$\dot{\mathbf{q}}_C \cdot {}^j\mathcal{S}_i = \dot{\theta} {}^j\mathcal{S}_i^R + \dot{s} {}^j\mathcal{S}_i^T \quad (139)$$

will appear when computing the kinematic states, we define the matrix (or if prefer, vector of vectors)

$$\mathbf{q} = [\mathbf{q}_R \quad \mathbf{q}_T \quad \mathbf{q}_C], \quad (140)$$

and its time derivatives, for example $d\mathbf{q}/dt = \dot{\mathbf{q}} = [\dot{\mathbf{q}}_R \quad \dot{\mathbf{q}}_T \quad \dot{\mathbf{q}}_C]$. Since we are interested in computing the kinematic quantities in the *laboratory* system we will use $j = 0$. The velocity state for point p using infinitesimal screws is given by

$$\begin{bmatrix} {}^0\boldsymbol{\omega}_n \\ {}^0\mathbf{v}_n^* \end{bmatrix} = \sum_{k=1}^n \dot{\mathbf{q}}_k \cdot {}^0\mathcal{S}_k. \quad (141)$$

Bear in mind that the index k in $\dot{\mathbf{q}}_k$ means the k -th component of $\dot{\mathbf{q}}$ (which is a vector), while in ${}^0\mathcal{S}_k$ is related to frame (or body) k .

To calculate the acceleration state we recall the Lie product between two screws

$$\mathcal{S}_1 = \begin{bmatrix} s_1 \\ s_{01} \end{bmatrix}, \text{ and } \mathcal{S}_2 = \begin{bmatrix} s_2 \\ s_{02} \end{bmatrix} \quad (142)$$

as

$$[\mathcal{S}_1, \mathcal{S}_2] = \begin{bmatrix} s_1 \times s_2 \\ s_1 \times s_{02} - s_2 \times s_{01} \end{bmatrix}. \quad (143)$$

and the Lie Screw ${}^0\mathcal{L}_n$ defined as

$${}^0\mathcal{L}_n = \sum_{i=1}^{n-1} \sum_{k=i+1}^n [\dot{\mathbf{q}}_i \cdot {}^0\mathcal{S}_i, \dot{\mathbf{q}}_k \cdot {}^0\mathcal{S}_k], \quad (144)$$

with this, the acceleration state is given by

$$\begin{bmatrix} {}^0\alpha_n \\ {}^0\mathbf{a}_n^* \end{bmatrix} = \sum_{k=1}^n \ddot{\mathbf{q}}_k \cdot {}^0\mathcal{S}_k + {}^0\mathcal{L}_n. \quad (145)$$

To prevent the possibility of typos it is convenient to define the functions

$$\text{L02}(\mathbf{x}, \mathbf{y}, a, b) = [\mathbf{x}_a \cdot {}^0\mathcal{S}_a, \mathbf{y}_b \cdot {}^0\mathcal{S}_b] \quad (146)$$

$$\text{L03}(\mathbf{x}, \mathbf{y}, \mathbf{z}, a, b, c) = [\mathbf{x}_a \cdot {}^0\mathcal{S}_a, \text{L02}(\mathbf{y}, \mathbf{z}, b, c)] \quad (147)$$

$$\text{L04}(\mathbf{x}, \mathbf{y}, \mathbf{z}, \mathbf{w}, a, b, c, d) = [\mathbf{x}_a \cdot {}^0\mathcal{S}_a, \text{L03}(\mathbf{y}, \mathbf{z}, \mathbf{w}, b, c, d)], \quad (148)$$

with this, the Lie screw can be rewritten as

$${}^0\mathcal{L}_n = \sum_{i=1}^{n-1} \sum_{k=i+1}^n \text{L02}(\dot{\mathbf{q}}, \dot{\mathbf{q}}, i, k). \quad (149)$$

The jerk state is

$$\begin{bmatrix} {}^j\rho_n \\ {}^j\mathbf{j}_n^* \end{bmatrix} = \sum_{k=1}^n \ddot{\mathbf{q}}_k \cdot {}^0\mathcal{S}_k + {}^0\mathcal{J}_n, \quad (150)$$

with ${}^0\mathcal{J}_n$ the jerk screw given by

$$\begin{aligned} {}^0\mathcal{J}_n &= \sum_{i=1}^{n-1} \sum_{k=i+1}^n 2\text{L02}(\dot{\mathbf{q}}, \dot{\mathbf{q}}, i, k) + \\ &+ \text{L02}(\ddot{\mathbf{q}}, \dot{\mathbf{q}}, i, k) + \text{L03}(\dot{\mathbf{q}}, \dot{\mathbf{q}}, \dot{\mathbf{q}}, i, i, k), + \\ &+ \sum_{l=1}^{n-2} \sum_{i=l+1}^{n-1} \sum_{k=i+1}^n 2\text{L03}(\dot{\mathbf{q}}, \dot{\mathbf{q}}, \dot{\mathbf{q}}, l, i, k). \end{aligned} \quad (151)$$

The jounce/snap state is

$$\begin{bmatrix} {}^j\sigma_n \\ {}^j\mathbf{s}_n^* \end{bmatrix} = \sum_{k=1}^n \ddot{\mathbf{q}}_k \cdot {}^0\mathcal{S}_k + {}^0\mathcal{S}_n, \quad (152)$$

where ${}^0\mathcal{S}_n$ is the jounce/snap screw given by

$${}^0\mathcal{S}_n = \text{SIK} + \text{SLIK} + \text{SHLIK} \quad (153)$$

with

$$\begin{aligned} \text{SIK} &= \sum_{i=1}^{n-1} \sum_{k=i+1}^n \left[3\text{L02}(\dot{\mathbf{q}}, \ddot{\mathbf{q}}, i, k) + 3\text{L02}(\ddot{\mathbf{q}}, \dot{\mathbf{q}}, i, k) + \right. \\ &+ \text{L02}(\ddot{\mathbf{q}}, \dot{\mathbf{q}}, i, k) + 3\text{L03}(\dot{\mathbf{q}}, \dot{\mathbf{q}}, \dot{\mathbf{q}}, i, i, k) + \\ &+ 2\text{L03}(\ddot{\mathbf{q}}, \dot{\mathbf{q}}, \dot{\mathbf{q}}, i, i, k) + \text{L03}(\dot{\mathbf{q}}, \ddot{\mathbf{q}}, \dot{\mathbf{q}}, i, i, k) + \\ &\left. + \text{L04}(\dot{\mathbf{q}}, \dot{\mathbf{q}}, \dot{\mathbf{q}}, \dot{\mathbf{q}}, i, i, i, k) \right] \end{aligned} \quad (154)$$

$$\begin{aligned} \text{SLIK} &= \sum_{l=1}^{n-2} \sum_{i=l+1}^{n-1} \sum_{k=i+1}^n \left[6\text{L03}(\dot{\mathbf{q}}, \dot{\mathbf{q}}, \ddot{\mathbf{q}}, l, i, k) + \right. \\ &+ 3\text{L03}(\dot{\mathbf{q}}, \ddot{\mathbf{q}}, \dot{\mathbf{q}}, l, i, k) + 3\text{L03}(\ddot{\mathbf{q}}, \dot{\mathbf{q}}, \dot{\mathbf{q}}, l, i, k) + \\ &\left. + 3\text{L04}(\dot{\mathbf{q}}, \dot{\mathbf{q}}, \dot{\mathbf{q}}, \dot{\mathbf{q}}, l, l, i, k) + 3\text{L04}(\dot{\mathbf{q}}, \dot{\mathbf{q}}, \dot{\mathbf{q}}, \dot{\mathbf{q}}, l, i, i, k) \right] \end{aligned} \quad (155)$$

$$\text{SHLIK} = \sum_{h=1}^{n-3} \sum_{l=h+1}^{n-2} \sum_{i=l+1}^{n-1} \sum_{k=i+1}^n 3\text{L04}(\dot{\mathbf{q}}, \dot{\mathbf{q}}, \dot{\mathbf{q}}, \dot{\mathbf{q}}, h, l, i, k) \quad (156)$$

Since we can compute all the kinematics states, setting $j = 0$ and $n = 3$ in Eqs. (127–130) and taking $\dot{\mathbf{q}}, \ddot{\mathbf{q}}, \ddot{\mathbf{q}}, \ddot{\mathbf{q}}$ as given in Eqs. (119) with \mathbf{T}_k $k \in \{1, \dots, 5\}$ as in Eqs. (121), we obtain the kinematics quantities of table 3 when

$${}^0\mathbf{e}_1 = [0 \ 0 \ 1]^T \quad (157)$$

$${}^0\mathbf{e}_2 = \frac{{}^0\mathbf{r}_2}{\|{}^0\mathbf{r}_2\|} \quad (158)$$

$${}^0\mathbf{e}_3 = \frac{{}^0\mathbf{r}_3 - {}^0\mathbf{r}_2}{\|{}^0\mathbf{r}_3 - {}^0\mathbf{r}_2\|} \quad (159)$$

with

$${}^0\mathbf{r}_1 = [0 \ 0 \ 0]^T \quad (160)$$

$${}^0\mathbf{r}_2 = [\mathbf{T}_1 \ \mathbf{T}_2](1 : 3, 4) \quad (161)$$

$${}^0\mathbf{r}_3 = [\mathbf{T}_1 \ \mathbf{T}_2 \ \mathbf{T}_3 \ \mathbf{T}_4](1 : 3, 4), \quad (162)$$

where $\mathbf{A}(1 : 3, 4)$ means the first three elements of the fourth column of matrix \mathbf{A} .

References

- [1] C. C. Margossian, A review of automatic differentiation and its efficient implementation, *WIREs Data Mining and Knowledge Discovery* 22 (4) (2019). doi:10.1002/widm.1305.
- [2] A. G. Baydin, B. A. Pearlmutter, A. A. Radul, J. M. Siskind, *Automatic differentiation in machine learning: a survey*, *Journal of Machine Learning Research* 18 (153) (2018) 1–43. URL <http://jmlr.org/papers/v18/17-468.html>

- [3] F. Peñuñuri, R. Peón-Escalante, D. González-Sánchez, M. Escalante Soberanis, Dual numbers and automatic differentiation to efficiently compute velocities and accelerations, *Acta Applicandae Mathematicae* 170 (2020) 649–659. doi:10.1007/s10440-020-00351-9.
- [4] C. Aaditya, S. Saketh, S. Krishnan, AuTO: a framework for automatic differentiation in topology optimization, *Structural and Multidisciplinary Optimization* 64 (2021) 4355–4365. doi:10.1007/s00158-021-03025-8.
- [5] P. Dvurechensky, E. Gorbunov, A. Gasnikov, An accelerated directional derivative method for smooth stochastic convex optimization, *European Journal of Operational Research* 290 (2) (2021) 601–621. doi:10.1016/j.ejor.2020.08.027.
- [6] G. Boole, *A Treatise on the Calculus of Finite Differences*, Cambridge University Press, Cambridge, 2009. doi:10.1017/CBO9780511693014.
- [7] J. R. R. A. Martins, P. Sturdza, J. J. Alonso, The complex-step derivative approximation, *ACM Transactions on Mathematical Software* 29 (2003) 245–262. doi:10.1145/838250.838251.
- [8] I. R. Khan, R. Ohba, Taylor series based finite difference approximations of higher-degree derivatives, *Journal of Computational and Applied Mathematics* 154 (1) (2003) 115–124. doi:10.1016/S0377-0427(02)00816-6.
- [9] G. A. Sod, A survey of several finite difference methods for systems of nonlinear hyperbolic conservation laws, *Journal of Computational Physics* 27 (1) (1978) 1–31. doi:10.1016/0021-9991(78)90023-2.
- [10] J. R. R. A. Martins, J. T. Hwang, Review and unification of methods for computing derivatives of multidisciplinary computational models, *AIAA Journal* 51 (11) (2013) 2582–2599. doi:doi:10.2514/1.J052184.
- [11] S. Balakrishna, W. W. Schultz, Finite differences for higher order derivatives of low resolution data, *Mathematics and Computers in Simulation* 190 (2021) 714–722. doi:10.1016/j.matcom.2021.06.011.
- [12] A. Griewank, *Mathematical programming: Recent developments and applications*, in: M. Iri, K. Tanabe (Eds.), *On Automatic Differentiation*, Kluwer Academic Publishers, Dordrecht, 1989, pp. 83–108.
- [13] C. Bischof, A. Carle, G. Corliss, A. Griewank, P. Hovland, *Adifor—generating derivative codes from fortran programs*, *Scientific Programming* 1 (1992) 11–29. URL <https://content.iospress.com/articles/scientific-programming/spr1-1-02>
- [14] S. Chinchalkar, The application of automatic differentiation to problems in engineering analysis, *Computer Methods in Applied Mechanics and Engineering* 118 (1) (1994) 197–207. doi:10.1016/0045-7825(94)90113-9.
- [15] A. Griewank, A. Walther, *Introduction to automatic differentiation*, *PAMM* 2 (1) (2003) 45–49. doi:https://doi.org/10.1002/pamm.200310012.
- [16] R. D. Neideringer, *Introduction to automatic differentiation and matlab object-oriented programming*, *SIAM Review* 52 (3) (2010) 545–563. doi:10.1137/080743627.
- [17] C. Guo, D. Poletti, Scheme for automatic differentiation of complex loss functions with applications in quantum physics, *Phys. Rev. E* 103 (2021) 013309. doi:10.1103/PhysRevE.103.013309.
- [18] T. Oberbichler, R. Wüchner, K.-U. Bletzinger, Efficient computation of nonlinear isogeometric elements using the adjoint method and algorithmic differentiation, *Computer Methods in Applied Mechanics and Engineering* 381 (2021) 113817. doi:10.1016/j.cma.2021.113817.
- [19] K. Cantún-Avila, D. González-Sánchez, S. Díaz-Infante, F. Peñuñuri, Optimizing functionals using differential evolution, *Engineering Applications of Artificial Intelligence* 97 (2021) 104086. doi:10.1016/j.engappai.2020.104086.
- [20] D. W. Juedes, A taxonomy of automatic differentiation tools, in: Griewank, G. F. Corliss (Eds.), *Automatic Differentiation of Algorithms: Theory, Implementation, and Application*, Society for Industrial and Applied Mathematics, Philadelphia, 1991, p. 315–329.
- [21] A. Griewank, *Evaluating Derivatives, Principles and Techniques of Algorithmic Differentiation*, Vol. 19, *Frontiers in Applied Mathematics*, SIAM, Portland, 2008.
- [22] M. Gifftthaler, M. Neunert, M. Stäuble, M. Frigerio, C. Semini, J. Buchli, Automatic differentiation of rigid body dynamics for optimal control and estimation, *Advanced Robotics* 31 (22) (2017) 1225–1237. doi:10.1080/01691864.2017.1395361.
- [23] A. Ramos, Automatic differentiation for error analysis of monte carlo data, *Computer Physics Communications* 238 (2019) 19–35. doi:https://doi.org/10.1016/j.cpc.2018.12.020.
- [24] R. Peón-Escalante, F. C. Jiménez, M. E. Soberanis, F. Peñuñuri, Path generation with dwells in the optimum dimensional synthesis of stephenson III six-bar mechanisms, *Mechanism and Machine Theory* 144 (2020) 103650. doi:10.1016/j.mechmachtheory.2019.103650.
- [25] J. Bolte, E. Pauwels, *A mathematical model for automatic differentiation in machine learning*, in: H. Larochelle, M. Ranzato, R. Hadsell, M. Balcan, H. Lin (Eds.), *Advances in Neural Information Processing Systems*, Vol. 33, Curran Associates, Inc., 2020, pp. 10809–10819. URL <https://proceedings.neurips.cc/p>

aper/2020/file/7a674153c63cff1ad7f0e261c369ab2c-Paper.pdf

- [26] Y. Niu, Y. He, F. Xiang, J. Zhang, Y. Wu, W. Tian, G. Su, S. Qiu, Automatic differentiation approach for solving one-dimensional flow and heat transfer problems, *Annals of Nuclear Energy* 160 (2021) 108361. doi:10.1016/j.anucene.2021.108361.
- [27] D. Estévez Schwarz, R. Lamour, Initdae: Computation of consistent values, index determination and diagnosis of singularities of daes using automatic differentiation in python, *Journal of Computational and Applied Mathematics* 387 (2021) 112486. doi:10.1016/j.cam.2019.112486.
- [28] A. Vigliotti, Automatic differentiation for solid mechanics, *Archives of Computational Methods in Engineering* 28 (3) (2021) 875–895. doi:10.1007/s11831-019-09396-y.
- [29] B. Ponsioen, F. F. Assaad, P. Corboz, Automatic differentiation applied to excitations with projected entangled pair states, *SciPost Phys.* 12 (2022) 006. doi:10.21468/SciPostPhys.12.1.006.
- [30] M. F. Kasim, S. Lehtola, S. M. Vinko, Dqc: A python program package for differentiable quantum chemistry, *The Journal of Chemical Physics* 156 (8) (2022) 084801. doi:10.1063/5.0076202.
- [31] H. M. Bücker, G. F. Corliss, A bibliography of automatic differentiation, in: M. Bücker, G. Corliss, U. Naumann, P. Hovland, B. Norris (Eds.), *Automatic Differentiation: Applications, Theory, and Implementations*, Springer Berlin Heidelberg, Berlin, Heidelberg, 2006, pp. 321–322. doi:10.1007/3-540-28438-9_28.
- [32] H. H. Cheng, Programming with dual numbers and its applications in mechanisms design, *Engineering with Computers* 10 (4) (1994) 212–229. doi:10.1007/BF01202367.
- [33] J. A. Fike, J. J. Alonso, Automatic differentiation through the use of hyper-dual numbers for second derivatives, in: S. Forth, P. Hovland, E. Phipps, J. Utke, A. Walther (Eds.), *Recent Advances in Algorithmic Differentiation*, Springer Berlin Heidelberg, Berlin, Heidelberg, 2012, pp. 163–173.
- [34] F. Penunuri, R. Peon-Escalante, C. Villanueva, O. Mendoza, C. A. Cruz-Villar, A dual number approach for numerical calculation of velocity and acceleration in the spherical 4r mechanism (2013). doi:10.48550/ARXIV.1301.1409.
- [35] W. Yu, M. Blair, DNAD, a simple tool for automatic differentiation of Fortran codes using dual numbers, *Computer Physics Communications* 184 (2013) 1446–1452. doi:10.1016/j.cpc.2012.12.025.
- [36] O. Mendoza-Trejo, C. A. Cruz-Villar, R. Peón-Escalante, M. Zambrano-Arjona, F. Peñuñuri, Synthesis method for the spherical 4r mechanism with minimum center of mass acceleration, *Mechanism and Machine Theory* 93 (2015) 53–64. doi:10.1016/j.mechmachtheory.2015.04.015.
- [37] L. Mex, C. A. Cruz-Villar, F. Peñuñuri, Closed-form solutions to differential equations via differential evolution, *Discrete Dynamics in Nature and Society* 2015 (2015) 910316. doi:10.1155/2015/910316.
- [38] M. Tanaka, T. Sasagawa, R. Omote, M. Fujikawa, D. Balzani, J. Schröder, A highly accurate 1st- and 2nd-order differentiation scheme for hyperelastic material models based on hyper-dual numbers, *Computer Methods in Applied Mechanics and Engineering* 283 (2015) 22–45. doi:10.1016/j.cma.2014.08.020.
- [39] M. F. Möller, Exact calculation of the product of the hessian matrix of feed-forward network error functions and a vector in O(n) time, *DAIMI Report Series* 22 (432) (1993). doi:10.7146/dpb.v22i432.6748.
- [40] B. A. Pearlmutter, Fast Exact Multiplication by the Hessian, *Neural Computation* 6 (1) (1994) 147–160. doi:10.1162/neco.1994.6.1.147.
- [41] J. E. Hicken, Inexact Hessian-vector products in reduced-space differential-equation constrained optimization, *Optimization and Engineering* 15 (3) (2014) 1573–2924. doi:10.1007/s11081-014-9258-6.
- [42] D. Shi-Dong, S. Nadarajah, Approximate hessian for accelerated convergence of aerodynamic shape optimization problems in an adjoint-based framework, *Computers & Fluids* 168 (2018) 265–284. doi:10.1016/j.compfluid.2018.04.019.
- [43] L. Song, L. N. Vicente, Modeling Hessian-vector products in nonlinear optimization: new Hessian-free methods, *IMA Journal of Numerical Analysis* 42 (2) (2021) 1766–1788. doi:10.1093/imanum/drab022.
- [44] S. H. Schot, Jerk: The time rate of change of acceleration, *American Journal of Physics* 46 (11) (1978) 1090–1094. doi:10.1119/1.11504.
- [45] D. Eager, A.-M. Pendrill, N. Reistad, Beyond velocity and acceleration: jerk, snap and higher derivatives, *European Journal of Physics* 37 (6) (2016) 065008. doi:10.1088/0143-0807/37/6/065008.
- [46] G. Figliolini, C. Lanni, Jerk and jounce relevance for the kinematic performance of long-dwell mechanisms, *Advances in Mechanism and Machine Science* 73 (2016). doi:10.1007/978-3-030-20131-9_22.
- [47] Y. Fang, J. Qi, J. Hu, W. Wang, Y. Peng, An approach for jerk-continuous trajectory generation of robotic manipulators with kinematical constraints, *Mechanism and Machine Theory* 153 (2020) 103957. doi:10.1016/j.mechmachtheory.2020.103957.
- [48] S. Hassani, *Mathematical Physics: A Modern Introduction to Its Foundations*, Springer-Verlag, New York, 1988.

- [49] S. Carroll, *Spacetime and Geometry: An Introduction to General Relativity*, Addison Wesley, New York, 2004.
- [50] R. Peón-Escalante, K. B. Cantún-Avila, O. Carvente, A. Espinosa-Romero, F. Peñuñuri, Dual number implementation to compute higher order directional derivatives, *Mendeley Data*, v1 (2022). doi:10.17632/kcrm6pmk7d.1.
- [51] J. A. Marban, *Directional derivatives in classical optimization*, Ph.D. thesis, University of Florida (1969).
- [52] J.-B. Hiriart-Urruty, Calculus rules on the approximate second-order directional derivative of a convex function, *SIAM Journal on Control and Optimization* 22 (3) (1984) 381–404. doi:10.1137/0322025.
- [53] A. Seeger, Second order directional derivatives in parametric optimization problems, *Mathematics of Operations Research* 13 (1) (1988) 124–139. doi:10.1287/moor.13.1.124.
- [54] H. Hassan, A. Mohamad, G. Atteia, An algorithm for the finite difference approximation of derivatives with arbitrary degree and order of accuracy, *Journal of Computational and Applied Mathematics* 236 (10) (2012) 2622–2631. doi:10.1016/j.cam.2011.12.019.
- [55] W. Clifford, Preliminary sketch of biquaternions, *Proc. London Mathematical Society* 1 (1-4) (1873) 381–395. doi:10.1112/plms/s1-4.1.381.
- [56] L. Szirmay-Kalos, Higher order automatic differentiation with dual numbers, *Periodica Polytechnica Electrical Engineering and Computer Science* 65 (1) (2021) 1–10. doi:10.3311/PPee.16341.
- [57] F. Peñuñuri, C. Cab, O. Carvente, M. Zambrano-Arjona, J. Tapia, A study of the classical differential evolution control parameters, *Swarm and Evolutionary Computation* 26 (2016) 86–96. doi:10.1016/j.swevo.2015.08.003.
- [58] R. Peón-Escalante, A. Espinosa-Romero, F. Peñuñuri, Higher order kinematic formulas and its numerical computation employing dual numbers, *Mechanics Based Design of Structures and Machines* 0 (0) (2023) 1–16. doi:10.1080/15397734.2023.2203220.
- [59] J. Rico, J. Gallardo, J. Duffy, Screw theory and higher order kinematic analysis of open serial and closed chains, *Mechanism and Machine Theory* 34 (4) (1999) 559–586. doi:10.1016/S0094-114X(98)00029-9.
- [60] J. Gallardo-Alvarado, Hyper-jerk analysis of robot manipulators, *Journal of Intelligent & Robotic Systems* 74 (3) (2014) 625–641. doi:10.1007/s10846-013-9849-z.
- [61] A. Müller, Higher derivatives of the kinematic mapping and some applications, *Mechanism and Machine Theory* 76 (2014) 70–85. doi:10.1016/j.mechmachtheory.2014.01.007.
- [62] V. Stejskal, M. Valasek, *Kinematics and Dynamics of Machinery (Mechanical Engineering)*, CRC Press, Network, 1996.
- [63] P. C. López-Custodio, J. M. Rico, J. J. Cervantes-Sánchez, G. I. Pérez-Soto, C. R. Díez-Martínez, Verification of the higher order kinematic analyses equations, *European Journal of Mechanics - A/Solids* 61 (1) (2017) 198–215. doi:10.1016/j.euromechsol.2016.09.010.