

ON THE READ-SHOCKLEY ENERGY FOR GRAIN BOUNDARIES IN POLY-CRYSTALS

MARTINO FORTUNA, ADRIANA GARRONI, AND EMANUELE SPADARO

ABSTRACT. In the 50's Read and Shockley proposed a formula for the energy of small angle grain boundaries in polycrystals based on linearised elasticity and an ansatz on the distribution of incompatibilities of the lattice at the interface. In this paper we derive a sharp interface limiting functional starting from a nonlinear semidiscrete model for dislocations proposed by Lauteri–Luckhaus in [11]. Building upon their analysis we obtain, via Γ -convergence, an interfacial energy depending on the rotations of the grains and the relative orientation of the interface which agrees for small angle grain boundaries with the Read and Shockley logarithmic scaling.

CONTENTS

1. Introduction	1
2. Setting and main result	4
2.1. Parameters and classes of competitors	4
2.2. The energy functional	5
2.3. Main results	6
2.4. Scheme of the proof and structure of the paper	7
3. Asymptotically equivalent matrix fields	8
4. Compactness	12
4.1. Rigidity and BV-compactness	12
4.2. Logarithmic estimate and SBV-compactness	16
5. The cell problem formula	19
5.1. The thermodynamic limit	19
5.2. Construction with the optimal Read and Shockley scaling	20
5.3. The optimal grain boundary energy	29
6. Optimal recovery sequences	31
6.1. Energy concentration	31
6.2. Clearing out	31
6.3. Proof of Theorem 5.3	35
7. Γ -convergence	35
Appendix A. Coverings	39
Appendix B. Whitney-type extension lemma	40
References	43

1. INTRODUCTION

In [11] Lauteri and Luckhaus undertake the analysis of a very general geometric functional for the description of dislocations' configurations in metal plasticity. In fact, metals are actually crystals and their mechanic properties are strongly effected by the underlying ordered

disposition of atoms. Precisely, metals exhibit a local order in regions (called *grains*) where the underlying structure is closed to a rotated reference lattice. These grains are separated by boundaries and the incompatibility of the crystal lattice along these boundaries induces an elastic distortion, which in certain scales can be modeled with an energies concentrated on these boundaries. The understanding of the dependence of this *surface tension* upon the relative orientations of the grains is crucial in order to clarify the mechanical properties of poly-crystalline materials. It is understood that the incompatibilities of the crystal lattices at the interface are resolved by means of the presence of defects, such as dislocations, whose density depends on the discrepancy at the interface.

Dislocations are, roughly speaking, the effect of locally lattice invariant slips along crystallographic planes and at the equilibrium may be identified with the lines separating the regions undergoing different slips in such crystallographic planes. Outside a neighborhood of these one-dimensional objects, at a distance comparable with the lattice spacing (the so called *core regions* of the dislocations), the material is a local distortion of a perfect lattice. For this reason, the typical models for dislocations are somehow hybrid: they show a coexistence of continuum variables for the bulk elastic deformation and a microscopic parameter $\varepsilon > 0$ for the size of the core region of the dislocations (proportional to the lattice spacing, essentially the range where the continuum approximation fails). These kind of models are often referred to as *semi-discrete models* and their validity has been confirmed by the asymptotic analysis of fully discrete models (see, e.g. [14, 2, 5, 12]).

The model proposed by Lauteri and Luckhaus integrates perfectly into this framework. They consider the problem in a two-dimensional section of a crystal $\Omega \subset \mathbb{R}^2$ and the state space is described by couples (A, S) , where $A : \Omega \rightarrow \mathbb{R}^{2 \times 2}$ is a matrix fields and $S \subset \Omega$ is a closed set. Here S is assumed to contain the defects of the materials, whereas A outside of S represents the local elastic deformation of the material, and hence A is locally a gradient in $\Omega \setminus S$. In the presence of defects, A is not globally a gradient and its circulation on closed loops around the connected components of S should be a vector of the underlying lattice, the so called *Burgers vectors*.

The energy introduced by Lauteri and Luckhaus has two components: a core energy proportional to the area of the core region (the tubular neighborhood of S at distance $\lambda\varepsilon$, with $\lambda \geq 1$ a fixed constant and $\varepsilon > 0$ representing the lattice spacing)

$$|B_{\lambda\varepsilon}(S)|,$$

and an elastic energy outside the core region of the form

$$\int_{\Omega \setminus B_{\lambda\varepsilon}(S)} W(A) dx,$$

with W a suitable energy density.

Clearly, since S contains the incompatibilities of the elastic deformation, we have that A is Curl-free away from S , and moreover A and S are further linked by the extra-condition related to the quantization of the circulations in terms of the Burgers vectors.

The main objective of the present paper is the derivation of a sharp interface energy for grain boundaries in dimension two starting from the Lauteri–Luckhaus’ model. Roughly speaking, the energy is defined for fields which are locally constant rotations. Given two grains $E_i, E_j \subseteq \Omega$ and the corresponding constant matrix fields $R_i, R_j \in SO(2)$, representing the rotations of the underlying crystal structure with respect to a reference lattice, we would

like to measure the line tension of the boundary between the grains as

$$\Phi(R_i, R_j, \nu_{i,j}) \mathcal{H}^1(\Gamma_{i,j}),$$

where $\Gamma_{i,j} = \partial E_i \cap \partial E_j$ and Φ is the energy per unit length.

In the last decades dislocations have been treated in mathematical terms giving rise to a large literature that deals with microscopic, mesoscopic and macroscopic scales (see and the references therein). The paper of Lauteri–Luckhaus [11] is a milestone in this theory, because for the first time the energetic regime which leads to the formation of grain boundaries is investigated without ad hoc assumptions on the geometric distribution of defects. In [11] the authors consider the problem of interpolating between two small symmetric rotations of angle $\pm\alpha$ imposed on the lateral sides of a square and they prove three kinds of results:

1. an *upper bound*, consisting in the construction of a configuration matching the right boundary conditions in agreement with the *Read and Shockley ansatz* on the energy of the interface (see [15, 10]):

$$\text{energy per unit length} \sim \varepsilon \alpha |\log \alpha|, \quad 0 < \alpha \ll 1;$$

2. the convergence of suitable sequences of configurations with finite energy to *micro-rotations* (see Definition 2.5 below), modelling the grains with constant oriented lattices;
3. a *lower bound* of the energy matching (up to a constant) the *Read and Shockley ansatz* for grain boundary between small rotations.

One of the main contributions of [11] is the introduction of the variable S , which adds flexibility to the model and allows to treat scalings at which geometric necessary dislocations emerge. In doing this, the authors introduce and develop a wealth of innovative ideas and tools, beyond the existing literature on related problems with topological singularities. It is also worth noticing that the functional proposed by Lauteri and Luckhaus has an essential geometric structure: potentially it is a lower bound that can be used as a comparison energy for several other interesting models, as optimal partition problems, image segmentations etc. . . .

In this paper we build upon the analysis in [11] and complete the picture for the asymptotics of the Lauteri–Luckhaus energies, proving a full Γ -convergence result to a limiting energy of the form

$$(1.1) \quad \int_{J_A} \Phi(A^+, A^-, \nu_A) d\mathcal{H}^1,$$

for A a *SBV*-field with values in $SO(2)$ and whose derivative has only jump part (J_A is the jump set, ν_A its normal vector, and A^+, A^- the traces from both sides of the jump). In particular, we extend the results in [11] in four directions:

1. we prove a *compactness* result in the natural topology for sequences of fields with bounded energies (whereas the compactness of Lauteri–Luckhaus was valid only for distinguished competitors);
2. we *extend the model* incorporating the anisotropy of the underlying crystalline structure;
3. we find an *asymptotic formula* for the energy density Φ , showing that the lower and upper bound in [11] can be upgraded into an interfacial energy;

4. we find an *improved construction for the upper bound* which depends on the relative orientations of the grains (not necessarily symmetric with respect to the interface), matching the Read–Shockley logarithmic scaling. Moreover, we are able to treat the case of interfaces between two incompatible lattices as studied by Van der Merwe [18].

In order to show such results, we need to use the entire machinery introduced and developed by Lauteri and Luckhaus, most notably their *logarithmic estimate* (see Theorem 4.8 below) and the set of ideas in the modification of the matrix field A in order to achieve good bounds and compactness properties. Concerning this last point, for our asymptotic analysis it is necessary to revisit some of the constructions done in [11], although we do not introduce any essentially new ideas.

The proof of the Γ -convergence, passes through an appropriate cell problem formula and the analysis of the thermodynamic limit for the rescaled functionals. A crucial step in this strategy is to show that the thermodynamic limit actually gives the optimal energy per unit length of a straight interface. In doing this we prove that optimal sequences concentrates around the interface and exhibit a sort of equi-distribution of defects (in the spirit of [1, 16] in agreement with the ideas behind the explicit upper bound constructions and the computations in [15, 18, 6]).

2. SETTING AND MAIN RESULT

2.1. Parameters and classes of competitors. In the sequel $\Omega \subset \mathbb{R}^2$ is a bounded open set which represents a (possibly defected) material body, and $\lambda, \tau > 0$ are two fixed parameters of the energy functionals. For every $\varepsilon > 0$ we define the class of admissible pairs $(A, S) \in \mathcal{C}_\varepsilon(\Omega)$, where $A \in L^1(\Omega, \mathbb{R}^{2 \times 2})$ and $S \subset \Omega$ is a relatively closed set satisfying the following conditions:

- (H1) $S \supseteq \text{supp}(\text{Curl } A)$;
(H2) for every simple rectifiable closed curve γ in $\Omega \setminus S$ one has that

$$\int_\gamma A \in \tau\varepsilon\mathbb{Z}^2.$$

For a continuous field A and a rectifiable curve $\gamma : [0, 1] \rightarrow \Omega$ the line integral $\int_\gamma A$ is

$$\int_\gamma A := \int_0^1 A(\gamma(t)) \dot{\gamma}(t) dt,$$

whereas for $A \in L^1(\Omega; \mathbb{R}^{2 \times 2})$ one should understand it in the weak sense:

$$(2.1) \quad \int_\gamma A := -\text{sgn}(\gamma) \int_\Omega A(x) \nabla^\perp \varphi(x) dx,$$

with $\varphi \in C_c^\infty(\Omega)$ any function such that

$$\varphi = 1 \quad \text{on } D \quad \text{and} \quad (\text{supp } \varphi) \setminus D \subset \Omega \setminus S,$$

where $D \subset \Omega$ is the open set such that $\gamma = \partial D$ and $\text{sgn}(\gamma) = \pm 1$ according to the orientation of γ (anticlockwise +1, clockwise -1). Recall that

$$\nabla^\perp \varphi := J \nabla \varphi, \quad J := \begin{pmatrix} 0 & 1 \\ -1 & 0 \end{pmatrix}.$$

This definition reduces to the classical circulation if A is smooth, and it is well posed, since the right hand side of (2.1) does not depend on the precise choice of φ : indeed, if we take a second admissible test $\psi \in C^\infty(\Omega)$ with $\psi = 1$ on D , and

$$(\text{supp } \psi) \setminus D \subseteq \Omega \setminus S,$$

then $\varphi - \psi \in C_c^\infty(\Omega)$ and

$$\text{supp}(\varphi - \psi) \subseteq \Omega \setminus \text{supp}(\text{Curl } A),$$

and hence $\int A \nabla^\perp(\varphi - \psi) = 0$.

In this model A represents a field that locally (outside the incompatibilities contained in the set S) is a gradient of a function that maps the material body Ω in a reference configuration which is given by a perfect crystal, here the square lattice $\varepsilon\tau\mathbb{Z}^2$. This property is expressed by the circulation condition (H2). A different Bravais lattice (e.g., triangular lattice) can be also considered without changing our analysis.

Remark 2.1. *In view of the above interpretation for A , we remark that a change of variable in the configuration Ω should not change the circulation. Therefore, changing the domain Ω with a rotation $R\Omega$, we must change the field accordingly. Namelly, $A_R : R\Omega \rightarrow \mathbb{R}^{2 \times 2}$ given by $A_R(y) = A(R^{-1}y)R^{-1}$ (which is clearly what happens if $A = \nabla u$ and $A_R = \nabla u_R$ with $u_R(y) = u(R^{-1}y)$). Condition (H2) does not change, indeed*

$$\int_\gamma A = \int_{R\gamma} A_R.$$

2.2. The energy functional. For any $(A, S) \in \mathcal{C}_\varepsilon(\Omega)$ and for any open subset $\Omega' \subset \Omega$, we define

- the **elastic energy**

$$\mathcal{E}_{el}^\varepsilon(A, S; \Omega') := \int_{\Omega' \setminus B_{\lambda\varepsilon}(S)} \text{dist}^2(A(x), SO(2)) dx,$$

- the **core energy**

$$\mathcal{E}_{core}^\varepsilon(S; \Omega') := |B_{\lambda\varepsilon}(S) \cap \Omega'|,$$

where $|E|$ is the 2-dimensional Lebesgue measure and $B_{\lambda\varepsilon}(E)$ is the $\lambda\varepsilon$ -neighborhood in Ω of any subset $E \subset \Omega$,

$$B_{\lambda\varepsilon}(E) := \left\{ x \in \Omega : \text{dist}(x, E) < \lambda\varepsilon \right\}.$$

The energy functional introduced by Lauteri–Luckhaus in [11] is given by the sum of the two terms:

$$(2.2) \quad \mathcal{F}_\varepsilon(A, S; \Omega') := \mathcal{E}_{el}^\varepsilon(A, S; \Omega') + \mathcal{E}_{core}^\varepsilon(S; \Omega').$$

The energy of a matrix valued field $A \in L^1(\Omega; \mathbb{R}^{2 \times 2})$ is then defined by optimizing in the set $S \supset \text{supp}(\text{Curl } A)$ and rescaling in ε the Lauteri–Luckhaus energy:

$$F_\varepsilon(A; \Omega') := \frac{1}{\varepsilon} \inf \left\{ \mathcal{F}_\varepsilon(A, S; \Omega') : (A, S) \in \mathcal{C}_\varepsilon(\Omega) \right\}.$$

If $\Omega' = \Omega$, we drop the dependence on the set in the notation. Our model deviates from the one used in [11], because of condition (H2) for the circulation of the admissible fields A , which makes the model accounting for the anisotropy due to the underlying crystalline structure.

Remark 2.2. *In what follows, for every $A \in L^1(\Omega; \mathbb{R}^{2 \times 2})$ we will denote with S_A any relatively closed set of Ω such that*

$$\frac{1}{\varepsilon} \mathcal{F}_\varepsilon(A, S_A) \leq F_\varepsilon(A) + \varepsilon.$$

Clearly, S_A is not uniquely determined.

Remark 2.3. *The energy \mathcal{F}_ε does not depend on the values of the field A in the $\lambda\varepsilon$ -neighborhood of the set S . Indeed, for every $u \in W_0^{1,1}(B_{\lambda\varepsilon}(S))$, $(A + \nabla u, S) \in \mathcal{C}_\varepsilon(\Omega)$ and its energy remains unchanged*

$$\mathcal{F}_\varepsilon(A + \nabla u, S) = \mathcal{F}_\varepsilon(A, S).$$

Remark 2.4. *The energy F_ε is rotationally invariant, while condition (H2) (in view of Remark 2.1) for the circulation of the admissible competitor is invariant under right multiplication by rotations.*

2.3. Main results. We aim at proving a Γ -convergence result for the functionals F_ε , thus deriving an interfacial energy for grain boundaries which accounts for the presence of crystal defects that may resolve incompatibilities. In this limiting model the polycrystalline configurations will be represented by fields A that takes values in $SO(2)$, called *micro-rotations* (see the definition below), which describe the locally constant orientation of the underlying lattice.

Definition 2.5. *We say that a matrix field $A \in SBV(\Omega, SO(2))$ is a micro-rotation if*

$$DA^i = (A^{i,+} - A^{i,-}) \otimes \nu_A \mathcal{H}^1 \llcorner J_A, \quad i = 1, 2,$$

where J_A is the jump set of A , A^1 and A^2 the rows of A , and ν_A the normal vector to J_A (pointing towards the value A^+).

Observe that a micro-rotation is not necessarily a piecewise constant field on a *finite* Caccioppoli partition. Nevertheless it can be proved (see, e.g., [3]) that a micro-rotation can be approximated in energy by polyhedral partitions (i.e., fields which are piecewise constant on finite Caccioppoli partitions of subdomains with polyhedral boundaries).

The main results of the paper are the following.

Theorem 2.6. *For any sequence $(A_\varepsilon)_{\varepsilon>0} \subset L^1(\Omega; \mathbb{R}^{2 \times 2})$ such that*

$$\limsup_{\varepsilon \rightarrow 0^+} F_\varepsilon(A_\varepsilon) < +\infty,$$

there exist a subsequence (not relabeled) and a micro-rotation A such that

$$(2.3) \quad A_\varepsilon \chi_{\Omega \setminus B_{\lambda\varepsilon}(S_{A_\varepsilon})} \rightarrow A \quad \text{in } L^1(\Omega).$$

Moreover, the functionals F_ε Γ -converge with respect to the topology induced by the convergence in (2.3) to

$$(2.4) \quad F_0(A) = \begin{cases} \int_{J_A} \Phi(A^+, A^-, \nu_A) d\mathcal{H}^1, & \text{if } A \text{ is a microtation,} \\ +\infty & \text{otherwise,} \end{cases}$$

for a suitable continuous energy density $\Phi : SO(2) \times SO(2) \times \mathbb{S}^1 \rightarrow [0, +\infty)$ satisfying for all $R^-, R^+ \in SO(2)$, and $n \in \mathbb{S}^1$ the bounds

$$(2.5) \quad C_1 |R^- - R^+| |\log |R^- - R^+|| \leq \Phi(R^-, R^+, n) \leq C_2 |R^- - R^+| (|\log |R^- - R^+|| + 1),$$

with $C_1, C_2 > 0$ dimensional constants.

Remark 2.7. *The convergence in (2.3) cannot be upgraded to a L^1 convergence for the matrix field A_ε . Indeed, as noticed in Remark 2.3, the energy F_ε remains unchanged if we pass to $A'_\varepsilon := A_\varepsilon + \nabla u_\varepsilon$, with $u_\varepsilon \in C_c^\infty(B_{\lambda\varepsilon}(S))$, arbitrary (note that, since $\text{Curl} A'_\varepsilon = \text{Curl} A_\varepsilon$, the circulations of A'_ε remain the same).*

Remark 2.8. *We remark that the above result is also true under more general assumptions for the energy \mathcal{F}_ε . In particular we can replace the elastic energy $\mathcal{E}_{el}^\varepsilon$ defined above with*

$$\mathcal{E}_{el}^\varepsilon(A, S; \Omega') := \int_{\Omega' \setminus B_{\lambda\varepsilon}(S)} W(A(x)) dx,$$

where the energy density W satisfies the following properties:

- i) $W(AR) = W(A)$ for all $A \in \mathbb{R}^{2 \times 2}$ and for all $R \in SO(2)$;
- ii) There are constants $c_1, c_2 > 0$ such that

$$c_1 \text{dist}(A, SO(2)) \leq W(A) \leq c_2 \text{dist}(A, SO(2)) \quad \forall A \in \mathbb{R}^{2 \times 2}.$$

Clearly with this choice the limiting grain boundary energy density Φ will depend on W . Note that condition i) expresses the invariance of the model under change of variable for the material body represented by the domain Ω (see also Remark 2.4).

2.4. Scheme of the proof and structure of the paper. The proof of Theorem 2.6 exploits the many deep ideas introduced by Lauteri and Luckhaus in [11]. The key point of our proof is the asymptotic analysis of a cell-problem formula, which allows to characterize the Γ -limit of the generalised Lauteri-Luckhaus energies.

The proof of Theorem 2.6 is divided in different sections and is made of several steps. In Section 3 and 4 we prove the compactness part of the statement. In particular, the first section is devoted to a detailed revision of the refinement strategy proposed in [11], making sure that the resulting field A remains close in L^1 to the original one, with local estimates in energy. In Section 4 we prove the compactness, first in BV , by using the rigidity of incompatible fields by Müller-Scardia-Zeppieri [13] and then in SBV deducing the structure of micro-rotation by the optimal lower bound estimate by Lauteri-Luckhaus [11].

Section 5 is devoted to the cell-problem formula. First by means of a classical monotonicity argument we show that existence of the thermodynamic limit of the optimal interfacial energy with fixed boundary conditions. Then we show, with a construction inspired to the one proposed by Lauteri and Luckhaus in the case of symmetric small angle grain boundary, an upper bound for this thermodynamic limit for any pair of rotations R^- and R^+ .

Section 6 is devoted to show that the thermodynamic limit agrees with the Γ -liminf of a straight interface. This requires to show that optimal sequences can be modified in order to achieve the boundary conditions in the cell problem formula. Here the main difficulty is due to the curl-constraint. Indeed, the use of cut-off functions is not allowed. We overcome this obstruction showing that incompatibilities concentrate along the interface and interpolating the boundary conditions with an explicit construction that uses the rigidity estimates for incompatible fields.

Finally, in Section 7 we show the Γ -convergence result. The cell-problem formula is the basis for the Γ -liminf inequality, via a blowup argument, and for the Γ -limsup inequality, via a density argument.

In two appendices, we recall some simple covering arguments and the Whitney-extension theorem needed in the first part of the paper.

3. ASYMPTOTICALLY EQUIVALENT MATRIX FIELDS

We start with the modification procedure of compatible matrix fields A made by Luckhaus-Lauteri [11]. We do it in the following three lemmas, producing first bounded fields with controlled Curl, and then harmonic fields. In what follows $C > 0$ will denote constants that may change from line to line and can depend on the parameters τ, λ of the energy. Moreover, $\Omega \subset \mathbb{R}^2$ is a bounded connected open set and for every $\sigma > 0$ we set

$$\Omega_\sigma := \{x \in \Omega : \text{dist}(x, \partial\Omega) > \sigma\}.$$

Lemma 3.1. *There exists a constant $C > 0$ such that for every open set $\Omega_0 \subset\subset \Omega$, if $0 < \varepsilon < C^{-1} \text{dist}(\Omega_0, \partial\Omega)$ and $(A, S) \in \mathcal{C}_\varepsilon(\Omega)$, then there exists $(A', S') \in \mathcal{C}_\varepsilon(\Omega_0)$ satisfying*

- i) $\text{Curl } A' = \text{Curl } A$ in Ω_0 ,
- ii) $\|A'\|_{L^\infty(\Omega_0 \setminus S')} \leq C$,
- iii) $\|A' - A\|_{L^2(\Omega_0 \setminus B_{\lambda\varepsilon}(S'))}^2 + \|A' - A\|_{L^1(\Omega_0)} + \mathcal{F}_\varepsilon(A', S'; \Omega_0) \leq C\mathcal{F}_\varepsilon(A, S)$.

Proof. We first show that for every $\eta > 0$ there exists a pair $(A_\eta, S_\eta) \in \mathcal{C}_\varepsilon(\Omega_1)$ with $A_\eta \in C^\infty(\Omega_1; \mathbb{R}^{2 \times 2})$, for some $\Omega_0 \subset\subset \Omega_1 \subset\subset \Omega$, such that

$$(3.1) \quad \|A - A_\eta\|_{L^1(\Omega_1)} + \|A - A_\eta\|_{L^2(\Omega_1 \setminus S_\eta)}^2 + |\mathcal{F}_\varepsilon(A, S; \Omega_1) - \mathcal{F}_\varepsilon(A_\eta, S_\eta; \Omega_1)| \leq \eta.$$

Indeed we can regularise A by convolution and set

$$A_\eta(x) := (A\chi_{\Omega_1}) \star \rho_\delta(x), \quad S_\eta := \overline{B_\delta(S)} \cap \Omega_1,$$

where ρ_δ is a standard radial symmetric convolution kernel with support in B_δ . By the continuity of the convolution it is easy to see that for δ small enough (3.1) is satisfied and by the linearity of the convolution $(A_\eta, S_\eta) \in \mathcal{C}_\varepsilon(\Omega_1)$. With little abuse of notation we therefore assume that A is continuous.

We consider the sets

$$E := \left\{ x \in \Omega_{3\varepsilon} : \sup_{r \in (0, 3\varepsilon)} \frac{1}{|B_r|} \int_{B_r(x) \setminus B_{\lambda\varepsilon}(S)} \text{dist}^2(A(y), SO(2)) dy > 2 \right\},$$

$$E' := \left\{ \bigcup_{x \in \Omega_{3\varepsilon}} B_\rho(x) : B_\rho(x) \subset E, \rho \geq \varepsilon \right\} \subset E,$$

$$\tilde{\Omega} := \left\{ x \in \Omega_0 \cap E : \text{dist}(x, E') > 6\varepsilon, \text{dist}(x, S) > (\lambda + 6)\varepsilon \right\} \subset E.$$

These three sets are open, because E is the strict super-level set of a lower semi-continuous function. Moreover, by the maximal function estimate (see, e.g., [17]) we have that

$$(3.2) \quad |E| \leq C \int_{\Omega_{3\varepsilon} \setminus B_{\lambda\varepsilon}(S)} \text{dist}^2(A(x), SO(2)) dx \leq C\mathcal{E}_{el}^\varepsilon(A, S).$$

We set $W := E \setminus \overline{E'}$ and redefine A in $U := W \cap \tilde{\Omega}$ by a Whitney-type extension lemma, as a consequence of the following three facts:

- (W1) $B_\varepsilon(x) \setminus W \supset B_\varepsilon(x) \setminus E \neq \emptyset$ for every $x \in U$, because otherwise $B_\varepsilon(x) \subset E$ would imply $x \in E'$, against $U \cap E' = \emptyset$,
- (W2) $\text{Curl } A = 0$ in the sense of distributions in $B_{6\varepsilon}(U)$, because $\text{dist}(x, S) > 6\varepsilon$ for every $x \in U$,

(W3) for every $x \in B_{6\varepsilon}(U) \setminus W$ we have that $x \notin E'$ and $x \notin E \setminus \overline{E}'$, so that $x \notin E$ and $B_{3\varepsilon}(x) \cap B_{\lambda\varepsilon}(S) = \emptyset$, thus for every $r \in (0, 3\varepsilon)$ we have

$$\begin{aligned} \int_{B_r(x)} |A(y)| dy &\leq \frac{1}{|B_r|} \int_{B_r(x)} \text{dist}(A(y), SO(2)) dy + \sqrt{2} \\ &\leq \left(\frac{1}{|B_r|} \int_{B_r(x) \setminus B_{\lambda\varepsilon}(S)} \text{dist}^2(A(y), SO(2)) dy \right)^{\frac{1}{2}} + \sqrt{2} \leq 2\sqrt{2}. \end{aligned}$$

From (W2) for every $x \in U$ we find a potential u in $B_{6\varepsilon}(x)$ such that $\nabla u = A$; from (W1) we know that the complementary set of W intersects $B_\varepsilon(x)$ and $u|_{B_{6\varepsilon}(x) \setminus W}$ is Lipschitz continuous by (W3). Then, the Whitney-extension of $u|_{B_{6\varepsilon}(x) \setminus W}$ to the whole $B_\varepsilon(x)$ (suitably patched via a partition of unity) will provide a new field

$$A' : \Omega_0 \rightarrow \mathbb{R}^{2 \times 2}, \quad \{A' \neq A\} \subset B_\varepsilon(U) \subset E,$$

with the following properties (the details of the Whitney-type extension argument are given in Lemma B.1):

$$(3.3) \quad \text{Curl}(A' - A) = 0 \quad \text{in } \Omega_0 \quad \text{and} \quad |A'(x)| \leq C \quad \forall x \in B_\varepsilon(U).$$

Conclusion i) is then verified. Moreover, note that

$$\begin{aligned} \|A' - A\|_{L^2(\Omega_0)}^2 &= \int_{B_\varepsilon(U)} |A'(x) - A(x)|^2 dx \\ &\leq C \int_{B_\varepsilon(U)} |A(x)|^2 dx + C \|A'\|_{L^\infty(B_\varepsilon(U))} |B_\varepsilon(U)| \\ &\leq C \int_{\Omega \setminus B_{\lambda\varepsilon}(S)} \text{dist}^2(A(x), SO(2)) dx + C (\|A'\|_{L^\infty(B_\varepsilon(U))} + 1) |U| \\ (3.4) \quad &\stackrel{(3.2)}{\leq} C \mathcal{E}_{el}^\varepsilon(A, S). \end{aligned}$$

We then set

$$(3.5) \quad S' := \overline{B_{(\lambda+6)\varepsilon}(S) \cup B_\varepsilon(E')} \cap \Omega_0.$$

Note that $(A', S') \in \mathcal{C}_\varepsilon(\Omega_0)$, because from $\text{Curl } A' = \text{Curl } A$ we deduce that

$$\int_\gamma A' = \int_\gamma A \in \tau \varepsilon \mathbb{Z}^2 \quad \forall \gamma \subset \Omega_0 \setminus S' \subset \Omega_0 \setminus S,$$

with γ closed simple rectifiable curve. Moreover, ii) holds true as well, because

$$x \in \Omega_0 \setminus S' \implies \begin{cases} \text{either } x \in \Omega_0 \setminus (E \cup B_{(\lambda+3)\varepsilon}(S)) & \implies |A'(x)| = |A(x)| \leq 2\sqrt{2}, \\ \text{or } x \in (E \setminus S') \cap \Omega_0 \subset U & \implies |A'(x)| = |A(x)| \leq C, \end{cases}$$

where in the first instance we have used that if $x \in \Omega_{3\varepsilon} \setminus (E \cap B_{(\lambda+3)\varepsilon}(S))$, then by definition of E

$$\text{dist}^2(A(x), SO(2)) \leq 2 \implies |A(x)| \leq \text{dist}(A(x), SO(2)) + |I| \leq 2\sqrt{2}.$$

Finally, in order to estimate the energy, we start noticing that

$$(3.6) \quad \begin{aligned} \mathcal{E}_{core}^\varepsilon(S') &\leq C |B_{(\lambda+3)\varepsilon}(S)| + C |B_\varepsilon(E')| \leq C \mathcal{E}_{core}^\varepsilon(S) + C |B_\varepsilon(E')| \\ &\leq C \mathcal{E}_{core}^\varepsilon(S) + C \mathcal{E}_{el}^\varepsilon(A, S), \end{aligned}$$

where we used Lemma A.2: namely, for every $\kappa > 0$ there exists a constant $C(\kappa) > 0$ such that

$$|B_{\kappa\varepsilon}(S)| \leq C(\kappa)|B_\varepsilon(S)|;$$

in addition we used the following argument: by Vitali covering theorem, there exists a finite family of disjoint balls $B_{\rho_i}(x_i)$, with $B_{\rho_i}(x_i) \subset E$ and $\rho_i \geq \varepsilon$, such that

$$E' \subset \bigcup_i B_{5\rho_i}(x_i),$$

which by (3.2) leads to

$$|B_\varepsilon(E')| \leq \sum_i |B_{\varepsilon+5\rho_i}(x_i)| \leq \sum_i |B_{6\rho_i}(x_i)| \leq 6^2 \sum_i |B_{\rho_i}(x_i)| \leq 6^2 |E| \leq C\mathcal{E}_{el}^\varepsilon(A, S).$$

For the elastic energy, since $S \subset S'$, in view of (3.4) we have that

$$\begin{aligned} \mathcal{E}_{el}^\varepsilon(A', S'; \Omega_0) &\leq C \int_{\Omega \setminus B_{\lambda\varepsilon}(S')} \text{dist}(A(x), SO(2))^2 dx + C \|A' - A\|_{L^2(\Omega_0)}^2 \\ &\stackrel{(3.4)}{\leq} C\mathcal{E}_{el}^\varepsilon(A, S). \end{aligned}$$

Putting these estimates together we conclude iii). \square

Lemma 3.2. *There exists a dimensional constant $C > 0$ such that for every open set $\Omega_1 \subset\subset \Omega$, if $0 < \varepsilon < C^{-1} \text{dist}(\Omega_1, \partial\Omega)$ and $(A, S) \in \mathcal{C}_\varepsilon(\Omega)$, then there exists $(A'', S'') \in \mathcal{C}_\varepsilon(\Omega_1)$ satisfying*

- i) $\|A''\|_{L^\infty(\Omega_1)} \leq C$,
- ii) $\|A'' - A\chi_{\Omega \setminus B_{\lambda\varepsilon}(S)}\|_{L^2(\Omega_1)}^2 + \mathcal{F}_\varepsilon(A'', S''; \Omega_1) \leq C\mathcal{F}_\varepsilon(A, S)$,
- iii) $(\text{Curl } A'')|_{\Omega_1} \in L^\infty(\Omega_1)$ with

$$|\text{Curl } A''(x)| \leq \frac{C}{\lambda\varepsilon} \chi_{S''}(x) \quad \forall x \in \Omega_1.$$

Proof. Let Ω_0 be any open set such that $\Omega_1 \subset\subset \Omega_0 \subset\subset \Omega$ and let $(A', S') \in \mathcal{C}_\varepsilon(\Omega_0)$ be the pair of Lemma 3.1. We set $\hat{A} := A'\chi_{\Omega_0 \setminus B_{\lambda\varepsilon}(S')} + I\chi_{B_{\lambda\varepsilon}(S') \cap \Omega_0}$ and

$$(3.7) \quad A'' := (1 - \zeta)\hat{A} + \zeta\hat{A} \star \varphi_{\lambda\varepsilon} \quad \text{in } \Omega_1, \quad S'' := \overline{B_{2\lambda\varepsilon}(S')} \cap \Omega_1,$$

where $\varphi_{\lambda\varepsilon}$ is a mollifier with compact support on $B_{\lambda\varepsilon}$ and ζ is a cut-off function with

$$\zeta = 1 \quad \text{in } B_{\lambda\varepsilon}(S' \cap \Omega_1), \quad \zeta = 0 \quad \text{in } \Omega_0 \setminus B_{2\lambda\varepsilon}(S' \cap \Omega_1) \quad \text{and} \quad |\nabla\zeta| \leq \frac{C}{\lambda\varepsilon},$$

the last condition being admissible as soon as $\varepsilon < \text{dist}(\Omega_1, \partial\Omega_0)$. We start noticing that i) holds, because \hat{A} and, hence, A'' are bounded as a consequence of Lemma 3.1 ii).

Next observe that

$$\|A'' - \hat{A}\|_{L^2(\Omega_1)}^2 = \|\zeta(\hat{A} \star \varphi_{\lambda\varepsilon} - \hat{A})\|_{L^2(\Omega_1)}^2 \leq C\|\hat{A}\|_{L^\infty}^2 |B_{2\lambda\varepsilon}(S') \cap \Omega_0| \leq C\mathcal{F}_\varepsilon(A', S'; \Omega_0).$$

Therefore, we can conclude that

$$(3.8) \quad \begin{aligned} \|A'' - A'\chi_{\Omega_1 \setminus B_{\lambda\varepsilon}(S')}\|_{L^2(\Omega_1)} &\leq \|A'' - \hat{A}\|_{L^2(\Omega_1)} + \|\hat{A} - A'\|_{L^2(\Omega_1 \setminus B_{\lambda\varepsilon}(S'))} + \|\hat{A}\|_{L^2(\Omega_1 \cap B_{\lambda\varepsilon}(S'))} \\ &\leq C\mathcal{F}_\varepsilon^{\frac{1}{2}}(A', S'; \Omega_0) + \sqrt{2}|B_{\lambda\varepsilon}(S') \cap \Omega_1|^{\frac{1}{2}} \leq C\mathcal{F}_\varepsilon^{\frac{1}{2}}(A', S'; \Omega_0), \end{aligned}$$

and

$$\begin{aligned}
\|A'' - A\chi_{\Omega_1 \setminus B_{\lambda\varepsilon}(S)}\|_{L^2(\Omega_1)} &\leq \|A'' - A'\chi_{\Omega_1 \setminus B_{\lambda\varepsilon}(S')}\|_{L^2(\Omega_1)} + \|A' - A\|_{L^2(\Omega_1 \setminus B_{\lambda\varepsilon}(S'))} \\
&\quad + \|A\|_{L^2(\Omega_1 \cap (B_{\lambda\varepsilon}(S') \setminus B_{\lambda\varepsilon}(S)))} \\
&= C\mathcal{F}_\varepsilon^{\frac{1}{2}}(A', S'; \Omega_0) + \|A' - A\|_{L^2(\Omega_1)} + \\
&\quad + \left(C \int_{B_{\lambda\varepsilon}(S') \setminus B_{\lambda\varepsilon}(S)} (\text{dist}^2(A, SO(2)) + 1) dx \right)^{\frac{1}{2}} \\
&\leq C\mathcal{F}_\varepsilon^{\frac{1}{2}}(A', S'; \Omega_0).
\end{aligned}$$

In particular, we infer ii), since

$$\begin{aligned}
\mathcal{E}_{el}^\varepsilon(A'', S''; \Omega_1) &\leq C \int_{\Omega_1 \setminus B_{\lambda\varepsilon}(S')} \text{dist}(A'(x), SO(2))^2 dx + C\|A'' - A'\chi_{\Omega_1 \setminus B_{\lambda\varepsilon}(S')}\|_{L^2(\Omega)}^2 \\
&\leq C\mathcal{F}_\varepsilon(A', S'; \Omega_1),
\end{aligned}$$

and from Lemma A.2 also

$$\mathcal{E}_{core}^\varepsilon(S'') \leq C\mathcal{E}_{core}^\varepsilon(S).$$

Finally, we can compute the Curl of A'' as follows:

$$\begin{aligned}
\text{Curl } A'' &= (\hat{A} \star \varphi_{\lambda\varepsilon} - \hat{A})\nabla\zeta^\perp + \zeta\hat{A} \star \nabla^\perp\varphi_{\lambda\varepsilon} + (1 - \zeta)\text{Curl } \hat{A} \\
&= (A' \star \varphi_{\lambda\varepsilon} - A')\nabla\zeta^\perp + \zeta\hat{A} \star \nabla^\perp\varphi_{\lambda\varepsilon} + (1 - \zeta)\text{Curl } A' \\
&= (A' \star \varphi_{\lambda\varepsilon} - A')\nabla\zeta^\perp + \zeta\hat{A} \star \nabla^\perp\varphi_{\lambda\varepsilon},
\end{aligned}$$

where we used that A' is Curl-free outside S' . We infer in particular that

$$\text{supp}(\text{Curl } A'') \subset \text{supp}(\zeta) \cap \Omega_1 \subset \overline{B_{2\lambda\varepsilon}(S')} \cap \Omega_1 = S''.$$

Moreover, since $\|\hat{A}\|_{L^\infty(\Omega_0)} \leq C$, we conclude that

$$|\text{Curl } A''(x)| \leq \frac{C}{\lambda\varepsilon} \|\hat{A}\|_{L^\infty(\Omega_0)} \chi_{S''}(x) \leq \frac{C}{\lambda\varepsilon} \chi_{S''}(x) \quad \forall x \in \Omega_1.$$

□

Lemma 3.3. *There exists a dimensional constant $C > 0$ such that for every open set $\Omega_1 \subset\subset \Omega$, if $0 < \varepsilon < C^{-1}\text{dist}(\Omega_1, \partial\Omega)$ and $(A, S) \in \mathcal{C}_\varepsilon(\Omega)$, then there exists $(A_{\text{harm}}, S_{\text{harm}}) \in \mathcal{C}_\varepsilon(\Omega_1)$ satisfying*

- i) $\|A_{\text{harm}} - A\chi_{\Omega \setminus B_{\lambda\varepsilon}(S)}\|_{L^2(\Omega_1)}^2 + \mathcal{F}_\varepsilon(A_{\text{harm}}, S_{\text{harm}}; \Omega_1) \leq C\mathcal{F}_\varepsilon(A, S)$;
- ii) A_{harm} is harmonic in $\Omega_1 \setminus S_{\text{harm}}$;
- iii) $(\text{Curl } A_{\text{harm}})|_{\Omega_1} \in L^\infty(\Omega_1)$ with

$$|\text{Curl } A_{\text{harm}}(x)| \leq \frac{C}{\lambda\varepsilon} \chi_{S_{\text{harm}}}(x) \quad \forall x \in \Omega_1.$$

Proof. Let $(A'', S'') \in \mathcal{C}_\varepsilon(\Omega_1)$ be the pair of Lemma 3.2. Recall that, since $\text{Curl } A'' = 0$ in $\Omega_1 \setminus S''$, then $\text{Div}(\text{Cof } A'') = 0$ in $\Omega_1 \setminus S''$. We consider the solution $z : \Omega_1 \setminus S'' \rightarrow \mathbb{R}^2$ of the following problem:

$$(3.9) \quad \begin{cases} \Delta z = -\text{Div}(\text{Cof } A'' - A'') = \text{Div } A'' & \text{in } \Omega_1 \setminus S'', \\ z \in H_0^1(\Omega_1 \setminus S'', \mathbb{R}^2), \end{cases}$$

and we set

$$A_{\text{harm}} := A'' - \nabla z, \quad S_{\text{harm}} = S''.$$

Clearly, by the definition of z we have that $\text{Div} A_{\text{harm}} = 0$ in $\Omega_1 \setminus S_{\text{harm}}$ and $\text{Curl} A_{\text{harm}} = \text{Curl} A'' = 0$ in $\Omega_1 \setminus S''$, thus implying ii) and iii) (in view of Lemma 3.2). Moreover, we can estimate the L^2 distance between A'' and A_{harm} :

$$(3.10) \quad \begin{aligned} \int_{\Omega_1 \setminus S_{\text{harm}}} |A_{\text{harm}} - A''|^2 dx &= \int_{\Omega_1 \setminus S_{\text{harm}}} |\nabla z|^2 dx \leq \int_{\Omega_1 \setminus S''} |\text{Cof} A'' - A''|^2 dx \\ &\leq 4 \int_{\Omega_1 \setminus S''} \text{dist}^2(A'', SO(2)) dx, \end{aligned}$$

where we used that

$$|\text{Cof} M - M|^2 \leq 4 \text{dist}^2(M, SO(2)) \quad \forall M \in \mathbb{R}^{2 \times 2}.$$

Indeed, we can write $M = R + B$ with $R \in SO(2)$ and $|B| = \text{dist}(M, SO(2))$ and, since $\text{Cof} M = R + \text{Cof} B$, we get

$$|M - \text{Cof} M|^2 = |B - \text{Cof} B|^2 \leq 4|B|^2.$$

Finally, for i) we notice that $|B_{\lambda\varepsilon}(S_{\text{harm}})| = |B_{\lambda\varepsilon}(S'')|$ and

$$\begin{aligned} \|\text{dist}(A_{\text{harm}}, SO(2))\|_{L^2(\Omega \setminus B_{\lambda\varepsilon}(S_{\text{harm}}))}^2 &\leq 2 \|\text{dist}(A'', SO(2))\|_{L^2(\Omega \setminus B_{\lambda\varepsilon}(S''))}^2 \\ &\quad + 2 \|A_{\text{harm}} - A''\|_{L^2(\Omega \setminus B_{\lambda\varepsilon}(S''))}^2 \\ &\leq C \mathcal{F}_\varepsilon(A, S). \end{aligned} \quad \square$$

4. COMPACTNESS

In this section we prove the compactness part of the Γ -convergence result in Theorem 2.6. To this aim we recall the notation S_A introduced in Remark 2.2 for any matrix field $A \in L^1(\Omega; \mathbb{R}^{2 \times 2})$.

Theorem 4.1. *For every sequence $(A_\varepsilon)_{\varepsilon>0}$ such that*

$$\limsup_{\varepsilon \rightarrow 0^+} F_\varepsilon(A_\varepsilon) < +\infty,$$

there exists a subsequence $\varepsilon_n \rightarrow 0^+$ such that $A_{\varepsilon_n} \chi_{\Omega \setminus B_{\lambda\varepsilon_n}(S_{A_{\varepsilon_n}})}$ converge to A in $L^2(\Omega)$. Moreover, A is a micro-rotation, and for every $\Omega_0 \subset\subset \Omega$ it holds

$$\int_{J_A \cap \Omega_0} |A^+ - A^-| |\log |A^+ - A^-|| d\mathcal{H}^1 \leq C \liminf_{\varepsilon \rightarrow 0^+} F_\varepsilon(A_\varepsilon),$$

where $C = C(\Omega_0, \Omega) > 0$.

4.1. Rigidity and BV-compactness. A first step towards the proof of Theorem 4.1 is given by providing the compactness in BV . To this aim we start by recalling some simple results for functions of bounded variations. In the following we denote the closed (coordinate) cubes with

$$Q(x_0, r) := \{x \in \mathbb{R}^n : \|x - x_0\|_\infty \leq r\},$$

where the sup-norm is

$$\|x - x_0\|_\infty := \sup \{|(x - x_0) \cdot e_i| : i \in \{1, \dots, n\}\},$$

with e_i the standard basis in \mathbb{R}^n .

Lemma 4.2. *Let $\Omega \subset \mathbb{R}^n$ be open, $u : \Omega \rightarrow \mathbb{R}^N$ in L^1 and let λ be a finite positive Borel measure in Ω such that for all cubes $Q(x, r) \subset \Omega$ there exists a value $u_{Q(x, r)} \in \mathbb{R}^N$ such that*

$$\int_{Q(x, r)} |u - u_{Q(x, r)}| dx \leq r\lambda(Q(x, r)).$$

Then $u \in BV(\Omega, \mathbb{R}^N)$ and $|Du| \leq C\lambda$ for a dimensional constant $C > 0$.

Proof. For every open subsets $\Omega' \subset \subset \Omega'' \subset \subset \Omega$, we consider $0 < r < \frac{1}{10} \text{dist}(\Omega', \partial\Omega'')$ and a grid of cubes $Q_i = Q(x_i, r) \subset \Omega''$ with pairwise disjoint interiors such that

$$\Omega' \subset \bigcup_i Q_i.$$

We define the piecewise constant function $u_r : \Omega' \rightarrow \mathbb{R}^N$

$$u_r(x) := \sum_i u_{Q_i} \chi_{Q_i}(x) \quad x \in \Omega'.$$

By assumption we have

$$(4.1) \quad \int_{\Omega'} |u - u_r| dx \leq r\lambda(\Omega'').$$

In particular u_r converges to u in $L^1(\Omega')$, because $\lambda(\Omega) < +\infty$. Now for every pair of cubes Q_i and Q_j with a common face, if we consider a cube Q of side $2r$ containing both Q_i and Q_j (notice that by the choice of r necessarily we have that $Q \subset \Omega''$), then

$$|u_Q - u_{Q_i}| \leq \frac{1}{r^n} \left[\int_Q |u - u_Q| dx + \int_{Q_i} |u - u_{Q_i}| dx \right] \leq \frac{1}{r^{n-1}} [2\lambda(Q) + \lambda(Q_i)].$$

Therefore, if $S_{ij} = Q_i \cap Q_j$ is the face in common between Q_i and Q_j , then

$$|Du_r|(S_{ij}) \leq r^{n-1} |u_{Q_j} - u_{Q_i}| \leq 4\lambda(Q) + \lambda(Q_i) + \lambda(Q_j).$$

From this we deduce that there exists a dimensional constant $C > 0$ such that

$$(4.2) \quad |Du_r|(\Omega') \leq C\lambda(\Omega'').$$

Considering the L^1 -convergence of u_r to u in Ω' , we infer that $u \in BV(\Omega', \mathbb{R}^N)$, and by passing to the limit in (4.2) and using the lower-semicontinuity of the total variation we infer that $|Du|(\Omega') \leq C\lambda(\Omega'')$. By the arbitrariness of $\Omega' \subset \subset \Omega''$ we conclude that $u \in BV(\Omega, \mathbb{R}^N)$ with $|Du| \leq C\lambda$. \square

A corollary of the previous lemma is the following perturbed version.

Corollary 4.3. *Let $\Omega \subset \mathbb{R}^n$ be an open and bounded set and $K \subset \subset \mathbb{R}^N$. Consider a sequence of functions $u_j : \Omega \rightarrow \mathbb{R}^N$ with $u_j \rightarrow u$ in $L^1(\Omega)$, a sequence of finite positive measures λ_j with $\lambda_j \xrightarrow{*} \lambda$ and a sequence of positive numbers $\gamma_j \downarrow 0$. If for all cubes $Q(x, r) \subset \Omega$ there exists a value $u_{j, Q(x, r)} \in K$ such that*

$$\int_{Q(x, r)} |u_j - u_{j, Q(x, r)}| dx \leq r\lambda_j(Q(x, r)) + \gamma_j,$$

then $u_j \rightarrow u$ in $L^1_{\text{loc}}(\Omega; \mathbb{R}^N)$, $u \in BV(\Omega; K)$ and $|Du| \leq C\lambda$ for a dimensional constant $C > 0$.

Proof. The proof is an immediate consequence of Lemma 4.2. Indeed, up to passing to a subsequence, for every $Q(x, r) \subset \Omega$ with center x with rational coordinates and rational side-length r , there exists $u_{Q(x, r)} \in K$ such that $u_{j, Q(x, r)} \rightarrow u_{Q(x, r)}$ and

$$\begin{aligned} \int_{Q(x, r)} |u - u_{Q(x, r)}| dx &\leq \liminf_{j \rightarrow \infty} \int_{Q(x, r)} |u_j - u_{j, Q(x, r)}| dx \\ &\leq \liminf_{j \rightarrow \infty} (r\lambda_j(Q(x, r)) + \gamma_j) \leq r\lambda(Q(x, r)). \end{aligned}$$

Therefore, we are in position to apply Lemma 4.2. Moreover, for every $\Omega' \subset\subset \Omega$ and for any rational $r < \text{dist}(\Omega', \partial\Omega)$, the piecewise constant approximations of u (done on cubes with rational coordinates) given by $u_r := \sum_i u_{Q_i} \chi_{Q_i}$ take values in K , we conclude also that u itself takes its values almost everywhere in K . Finally, considering the corresponding approximations for u_j , $u_{j, r} := \sum_i u_{j, Q_i} \chi_{Q_i}$, we have that

$$\|u - u_r\|_{L^1(\Omega')} + \|u_j - u_{j, r}\|_{L^1(\Omega')} \leq Cr + \gamma_j,$$

and, since clearly $u_{j, r} \rightarrow u_r$ in $L^1(\Omega')$, we also infer the strong convergence of u_j to u in $L^1(\Omega', \mathbb{R}^N)$. \square

For the proof of the BV -compactness we need to combine the previous corollary together with the rigidity estimate for incompatible fields proved by Müller, Scardia and Zeppieri [13] (see also [8] for the linear version of this estimate, and [4] for the general n -dimensional case).

Theorem 4.4 (Müller, Scardia and Zeppieri [13]). *Let Ω be an open, bounded, simply connected and Lipschitz set in \mathbb{R}^2 . Then, there exists a constant $C = C(\Omega) > 0$ with the following property: for every $A \in L^2(\Omega; \mathbb{R}^{2 \times 2})$ with $\text{Curl } A$ a vector valued measure, there exists a rotation $R \in SO(2)$ such that*

$$(4.3) \quad \|A - R\|_{L^2(\Omega)} \leq C \left(\|\text{dist}(A, SO(2))\|_{L^2(\Omega)} + |\text{Curl } A|(\Omega) \right).$$

Remark 4.5. *Note that (4.3) is invariant under homothetic scalings; therefore, the constant $C(\Omega)$ depends only on the geometric shape of Ω , not on its size: for examples, it is the same for all cubes.*

The following lemma is the core of the BV -compactness as shown in [11]. For the readers convenience we give the details of the proof.

Lemma 4.6 ([11, Proposition 3]). *Let $U \subset \mathbb{R}^2$ be bounded and open, and let $A_j \in L^2(U; \mathbb{R}^{2 \times 2})$ be a sequence such that*

$$\lim_{j \rightarrow +\infty} \|\text{dist}(A_j, SO(2))\|_{L^2(U; \mathbb{R}^{2 \times 2})} = 0 \quad \text{and} \quad \sup_j |\text{Curl}(A_j)|(U) < \infty.$$

Then, there exists a subsequence $A_{j'}$ strongly converging in L^2 to a field $A \in BV(U; SO(2))$ and

$$(4.4) \quad |DA| \leq C|\text{Curl } A|.$$

Proof. We want to apply Corollary 4.3 with $n = 2$, $N = 2 \times 2$, $u_j = A_j$, $u = A$ a L^1 -weak limit of a subsequence of A_j , and $K = SO(2)$. First notice that, since

$$(4.5) \quad |A_j| \leq \text{dist}(A_j, SO(2)) + \sqrt{2},$$

we have that A_j is bounded in $L^2(U; \mathbb{R}^{2 \times 2})$ and therefore, up to a subsequence, it converges to some A weakly in L^1 . From the rigidity estimate (4.3), we obtain that for every cube $Q = Q(x, r) \subset \Omega$ there exists a rotation $R_Q^j \in SO(2)$ such that

$$\|A_j - R_Q^j\|_{L^2(Q; \mathbb{R}^{2 \times 2})} \leq C \left(\|\text{dist}(A_j, SO(2))\|_{L^2(Q)} + |\text{Curl } A_j|(Q) \right).$$

Then, using Hölder inequality,

$$(4.6) \quad \int_Q |A_j - R_Q^j| dx \leq r C \left(\|\text{dist}(A_j, SO(2))\|_{L^2(Q)} + |\text{Curl } A_j|(Q) \right).$$

This implies that we can apply Corollary 4.3 with

$$\gamma_j = C \|\text{dist}(A_j, SO(2))\|_{L^2(U)}, \quad \lambda_j = C |\text{Curl } A_j|,$$

and λ a weak* limit of a subsequence (not relabelled) of λ_j , thus inferring that

$$A \in BV(U; SO(2)).$$

In order to prove that $A_j \rightarrow A$ in $L^2(U; \mathbb{R}^{2 \times 2})$, we notice that by the triangular inequality (4.5) we have strong convergence of the L^2 -norms

$$\begin{aligned} 2|U| &= \int_U |A|^2 dx \leq \liminf_{j \rightarrow \infty} \int_U |A_j|^2 dx \\ &\leq \liminf_{j \rightarrow \infty} \int_U \left(\sqrt{2} + \text{dist}(A_j, SO(2)) \right)^2 dx = 2|U|, \end{aligned}$$

because $\text{dist}(A_j, SO(2)) \rightarrow 0$ in $L^2(U; \mathbb{R}^{2 \times 2})$.

Finally, (4.4) is a direct consequence of Lemma 4.2 applied with $u = A$, $\lambda = C |\text{Curl } A|$: for each square $Q(x, r)$ we set $u_{Q(x, r)} = R \in SO(2)$ to be the rotation provided by the rigidity Theorem 4.4; then,

$$\int_{Q(x, r)} |A(y) - R| dy \leq 2r \|A - R\|_{L^2(Q(x, r))} \leq Cr |\text{Curl } A|(Q(x, r)),$$

and Lemma 4.2 gives $|DA| \leq C |\text{Curl } A|$. \square

Joining together the previous lemmas we get the following compactness result in BV for sequence of fields A_ε with equi-bounded F_ε energies.

Proposition 4.7. *For every sequence of matrix fields $(A_\varepsilon)_{\varepsilon > 0}$ such that*

$$\limsup_{\varepsilon \rightarrow 0^+} F_\varepsilon(A_\varepsilon) < +\infty,$$

there exists a subsequence $\varepsilon_n \rightarrow 0^+$ such that $A_{\varepsilon_n} \chi_{\Omega \setminus S_{A_\varepsilon}}$ converge in $L^2(\Omega; \mathbb{R}^{2 \times 2})$ to a field $A \in BV(\Omega; SO(2))$ and $|DA| \leq C |\text{Curl } A|$ for a dimensional constant $C > 0$.

Proof. Applying Lemma 3.2 to $(A_\varepsilon, S_{A_\varepsilon})$, for every subdomain $\Omega_1 \subset \subset \Omega$ there exist pairs $(A''_\varepsilon, S''_\varepsilon) \in \mathcal{C}_\varepsilon(\Omega_1)$ satisfying both conditions of Lemma 4.6 in $U = \Omega_1$, because

$$(4.7) \quad \begin{aligned} \int_{\Omega_1} \text{dist}^2(A''_\varepsilon, SO(2)) dx &\leq \int_{\Omega_1 \setminus B_{\lambda\varepsilon}(S''_\varepsilon)} \text{dist}^2(A''_\varepsilon, SO(2)) dx + C |B_{\lambda\varepsilon}(S''_\varepsilon)| \\ &\leq C \mathcal{F}_\varepsilon(A_\varepsilon, S_{A_\varepsilon}) \leq C\varepsilon, \end{aligned}$$

and

$$|\text{Curl}(A''_\varepsilon)|(\Omega_1) \leq \frac{C}{\lambda\varepsilon} |B_{\lambda\varepsilon}(S''_\varepsilon)| \leq C.$$

Therefore, there exists a subsequence A''_{ε_n} strongly converging in $L^2(\Omega_1; \mathbb{R}^{2 \times 2})$ to a matrix field $A \in BV(\Omega_1; SO(2))$ with $|DA| \leq C|\text{Curl}(A)|$ in Ω_1 .

From the arbitrariness of Ω_1 , by a diagonal argument there exists a subsequence (not relabeled) and a field $A \in BV_{\text{loc}}(\Omega; SO(2))$ such that A''_{ε_n} converge $L^2_{\text{loc}}(\Omega; \mathbb{R}^{2 \times 2})$ to A . In particular, from Lemma 3.2 we deduce that $A_{\varepsilon_n} \chi_{\Omega \setminus B_{\lambda\varepsilon}(S_{A_{\varepsilon_n}})}$ converge $L^2_{\text{loc}}(\Omega; \mathbb{R}^{2 \times 2})$ to A . Moreover, we conclude the strong convergence in $L^2(\Omega; \mathbb{R}^{2 \times 2})$ because of the convergence of the norms:

$$\begin{aligned} \|A\|_{L^2(\Omega)} &= (2|\Omega|)^{\frac{1}{2}} \leq \liminf_{n \rightarrow +\infty} \|A_{\varepsilon_n} \chi_{\Omega \setminus B_{\lambda\varepsilon}(S_{\varepsilon_n})}\|_{L^2(\Omega)} \\ &\leq \|\text{dist}(A_{\varepsilon_n}, SO(2))\|_{L^2(\Omega \setminus B_{\lambda\varepsilon}(S_{\varepsilon_n}))} + (2|\Omega|)^{\frac{1}{2}} = (2|\Omega|)^{\frac{1}{2}}. \end{aligned}$$

Clearly, A must belong to $BV(\Omega; SO(2))$ and satisfies $|DA| \leq C|\text{Curl}(A)|$ in Ω . \square

4.2. Logarithmic estimate and SBV-compactness. The proof of the compactness in *SBV* uses the main result of Lauteri–Luckhaus stated below.

Theorem 4.8 ([11, Theorem 3, Remark 2]). *For every $\Omega_0 \subset\subset \Omega$ open, there exist constants $C > 0$ and $\delta \in (0, 1)$ with the following property: Let $A \in L^1(\Omega; SO(2))$ and μ be a finite measure in Ω such that*

- (i) *there exist $\varepsilon_n \rightarrow 0^+$ and $(\tilde{A}_n, \tilde{S}_n) \in \mathcal{C}_{\varepsilon_n}(\Omega_0)$ with $\limsup_{\varepsilon_n \downarrow 0^+} \varepsilon_n^{-1} \mathcal{F}_{\varepsilon_n}(\tilde{A}_n, \tilde{S}_n; \Omega_0) < +\infty$ and $\tilde{A}_n \rightarrow A$ in $L^1(\Omega_0)$;*
- (ii) *\tilde{A}_n are harmonic in $\Omega_0 \setminus B_{\lambda\varepsilon}(\tilde{S}_n)$;*
- (iii) *μ is the weak* limit of the measures*

$$\mu_n := \left(\frac{1}{\varepsilon_n} \text{dist}^2(\tilde{A}_n, SO(2)) \chi_{\Omega_0 \setminus B_{\lambda\varepsilon_n}(\tilde{S}_n)} + \frac{1}{\lambda\varepsilon_n} \chi_{B_{\lambda\varepsilon_n}(\tilde{S}_n)} \right) \mathcal{L}^2 \llcorner \Omega_0,$$

- (iv)

$$|\text{Curl} \tilde{A}_n| \leq \frac{C_0}{\varepsilon_n} \chi_{\tilde{S}_{A_n}} \quad \text{in } \Omega_0.$$

Then, for every $x \in \Omega_0$ and for every $R > 0$ such that $B_{2R}(x) \subset \Omega_0$, there exists $\rho = \rho(x, R) \in [R, 2R]$ such that

$$(4.8) \quad |\text{Curl}(A)(B_\rho(x))| \leq C_0 \omega \left(\frac{\mu(\overline{B_{2R}(x)})}{4R} \right) \mu(\overline{B_{2R}(x)}),$$

where $\omega : (0, \infty) \rightarrow (0, \infty)$ is the continuous increasing function defined by

$$(4.9) \quad \omega(t) = \begin{cases} |\log(\delta)|^{-1} & \text{if } t \geq \delta, \\ |\log(t)|^{-1} & \text{if } t < \delta. \end{cases}$$

The missing step for the proof of Theorem 4.1 is the following result.

Proposition 4.9. *Let $(A_{\varepsilon_n})_n \in L^1(\Omega; \mathbb{R}^{2 \times 2})$ be a sequence such that*

$$\lim_{n \rightarrow +\infty} F_{\varepsilon_n}(A_{\varepsilon_n}) < +\infty \quad \text{and} \quad A_{\varepsilon_n} \chi_{S_{A_{\varepsilon_n}}} \xrightarrow{L^1} A.$$

Then, A is a micro-rotation according to Definition 2.5 and for every $\Omega_0 \subset\subset \Omega$ there exists a constant $C = C(\Omega_0, \Omega) > 0$ such that

$$(4.10) \quad \int_{J_A \cap \Omega_0} |A^+ - A^-| |\log(|A^+ - A^-|)| d\mathcal{H}^1 \leq C \liminf_{n \rightarrow +\infty} F_{\varepsilon_n}(A_{\varepsilon_n}).$$

Proof. We divide the proof into three steps.

Step 1: estimating $\text{Curl}(A)$. We fix $\Omega_0 \subset\subset \Omega$. From Lemma 3.3 there exists a sequence A_n^{harm} converging to A in $L^1(\Omega_0)$, such that $F_{\varepsilon_n}(A_n^{\text{harm}}; \Omega_0) \leq C F_{\varepsilon_n}(A_{\varepsilon_n})$ and such that (i)-(iv) of Theorem 4.8 hold. We then deduce that

$$(4.11) \quad |\text{Curl}(A)(B_\rho(x))| \leq C_0 \omega \left(\frac{\mu(\overline{B_{2R}(x)})}{4R} \right) \mu(\overline{B_{2R}(x)}),$$

where μ is any weak* limit of the energy density of a subsequence of A_n^{harm} (not relabeled).

Step 2: dimension of $\text{Curl}(A)$. Let Θ_1^* be the upper 1-density of μ , i.e.,

$$\Theta_1^*(x) := \limsup_{r \rightarrow 0^+} \Theta_1(x, r), \quad \text{where } \Theta_1(x, r) := \frac{\mu(\overline{B_r(x)})}{2r}, \quad x \in \Omega_0.$$

The set

$$\Sigma := \{x \in \Omega_0 : \Theta_1^*(x) > 0\} = \bigcup_{n \geq 1} \left\{ x \in \Omega : \Theta_1^*(x) > \frac{1}{n} \right\}$$

is \mathcal{H}^1 σ -finite, because by Besicovitch Theorem

$$\mathcal{H}^1 \left(\left\{ x \in \Omega_0 : \Theta_1^*(x) > \frac{1}{n} \right\} \right) \leq n \mu(\Omega) < +\infty.$$

We prove that $|\text{Curl}(A)|(\Omega_0 \setminus \Sigma) = 0$. To this purpose, for every $k \in \mathbb{N} \setminus \{0\}$ and $\delta > 0$ consider the sets

$$E_{k,\delta} = \left\{ x \in \Omega_0 : \Theta_1(x, 2r) < \delta \quad \text{and} \quad |\text{Curl}(A)(B_r(x))| \geq |\text{Curl}(A)|(B_r(x))/2 \quad \forall r \leq \frac{2}{k} \right\}.$$

By definition we have that $E_{k,\delta} \subset E_{k+1,\delta}$ for every k and $E_{k,\delta} \subset E_{k,\delta'}$ for every $\delta < \delta'$. Moreover,

$$(4.12) \quad \bigcap_{\delta > 0} \bigcup_{k \geq 1} E_{k,\delta} \supset \{x : \Theta_1^*(x) = 0 \text{ and } |\rho_A(x)| \geq 1/2\} \cap \mathcal{N},$$

where $|\text{Curl}(A)|(\mathcal{N}) = 0$ and

$$\rho_A(x) = \liminf_{r \rightarrow 0} \frac{|\text{Curl}(A)(B_r(x))|}{|\text{Curl}(A)|(B_r(x))}.$$

In particular, since by Radon-Nikodym Theorem $|\rho_A| = 1$ for $|\text{Curl}(A)|$ -a.e. x , we have that

$$(4.13) \quad \begin{aligned} |\text{Curl}(A)|(\Omega \setminus \Sigma) &= |\text{Curl}(A)|(\{x : \Theta_1^*(x) = 0 \text{ and } |\rho_A(x)| \geq 1/2\}) \\ &\leq \lim_{\delta \rightarrow 0} \lim_{k \rightarrow +\infty} |\text{Curl}(A)|(E_{k,\delta}). \end{aligned}$$

We now apply Lemma A.2 to the measure $\nu = |\text{Curl}(A)| \llcorner \bigcup_{x \in E_{k,\delta}} B_{1/(2k)}(x)$: there exists a subfamily $\{B_{1/(2k)}(x_i)\}_{i \in I}$ such that $\{B_{2/k}(x_i)\}_{i \in I}$ are disjoint, and

$$\begin{aligned} |\text{Curl}(A)| \left(\bigcup_{i \in I} B_{1/k}(x_i) \right) &\geq \varepsilon_0 |\text{Curl}(A)| \left(\bigcup_{x \in E_{k,\delta}} B_{1/(2k)}(x) \right) \\ &\geq \varepsilon_0 |\text{Curl}(A)|(E_{k,\delta}). \end{aligned}$$

Then, if $\rho(x_i, \frac{1}{k}) \in [1/k, 2/k]$ is the radius provided in Theorem 4.8, we infer that

$$\begin{aligned}
\varepsilon_0 |\text{Curl}(A)| (E_{k,\delta}) &\leq |\text{Curl}(A)| \left(\bigcup_{i \in I} B_{1/k}(x_i) \right) \\
&= \sum_{i \in I} |\text{Curl}(A)| (B_{1/k}(x_i)) \\
&\leq \sum_{i \in I} |\text{Curl}(A)| (B_{\rho(x_i, \frac{1}{k})}(x_i)) \\
&\leq 2 \sum_{i \in I} |\text{Curl}(A)(B_{\rho(x_i, \frac{1}{k})}(x_i))| \leq 2 \sum_{i \in I} \omega \left(\Theta_1 \left(x, \frac{2}{k} \right) \right) \mu \left(\overline{B_{\frac{2}{k}}(x_i)} \right) \\
&\leq 2\omega(\delta) \mu(\mathbb{R}^n).
\end{aligned}$$

From (4.13) and the arbitrariness of δ , we then infer that $|\text{Curl}(A)|(\Omega \setminus \Sigma) = 0$.

Step 3: Structure Theorem. Recall that $A \in BV(\Omega; SO(2))$, $|DA| \leq C|\text{Curl}(A)|$ by Proposition 4.7 and $|\text{Curl}(A)|$ is supported on the 1-dimensional set Σ . Thus, we deduce from the structure theorem for BV functions that DA has only the jump part and the jump set J_A satisfies $\mathcal{H}^1(J_A \setminus \Sigma) = 0$. Therefore,

$$\text{Curl} A = (A^+ - A^-) \nu_A^\perp \mathcal{H}^1 \llcorner J_A,$$

and for \mathcal{H}^1 -a.e. $x \in J_A$ we have that

$$\begin{aligned}
|A^+(x) - A^-(x)| &= \lim_{r \rightarrow 0} \frac{|DA|(B_{r/2}(x))}{r} \\
&\leq C \limsup_{r \rightarrow 0} \frac{|\text{Curl}(A)|(B_{\rho(x,r)}(x))}{2\rho(x,r)} \\
&= C \limsup_{r \rightarrow 0} \frac{|\text{Curl}(A)(B_{\rho(x,r)}(x))|}{2\rho(x,r)} \\
&\leq C \limsup_{r \rightarrow 0} \omega(\Theta_1(x, 2r)) \frac{\mu(\overline{B_{2r}(x)})}{4r} \\
&= C\omega(\Theta_1^*(x))\Theta_1^*(x),
\end{aligned}$$

where we have used that both $|DA|$ and $|\text{Curl}(A)|$ are absolutely continuous with respect to $\mathcal{H}^1 \llcorner J_A$. Considering that the function

$$f(t) = \begin{cases} -\frac{t}{\log t} & t \in (0, \delta), \\ -\frac{t}{\log \delta} & t \in [\delta, +\infty), \end{cases}$$

is one-to-one, we can invert the relation above and infer

$$f^{-1}(C^{-1}|A^+(x) - A^-(x)|) \leq \Theta_1^*(x).$$

Finally we remark that $f^{-1}(s) \geq Cs|\log s|$ and therefore

$$|A^+ - A^-| |\log(|A^+ - A^-|)| \mathcal{H}^1 \llcorner J_A \leq C\Theta_1^*(x) \mathcal{H}^1 \llcorner J_A \leq C\mu.$$

Integrating over Ω_0 and using that

$$\mu(\Omega_0) \leq \liminf_{n \rightarrow \infty} F_{\varepsilon_n}(A_n^{\text{harm}}; \Omega_0) \leq C \liminf_{\varepsilon \rightarrow 0^+} F_\varepsilon(A_\varepsilon),$$

we conclude the proof. \square

5. THE CELL PROBLEM FORMULA

In this section we define the energy per unit of length of a straight interface with normal vector $n \in \mathbb{S}^1$ separating two grains with constant rotations $R^-, R^+ \in SO(2)$. To this aim we need to study two sorts of cell problems, suited for the Γ -lim sup and the Γ -lim inf inequalities, respectively: the former is a thermodynamic limit for minimizers with fixed boundary conditions; the latter accounts for the computation of the asymptotic optimal energy of a single straight interface.

In view of Remark 2.4 it is enough to consider $n = e_1$, the general line tension will be obtained by a change of variable.

For the purpose of this section, we introduce the following notation:

$$I_{R^-, R^+}(x) := R^- \chi_{\{x_1 < 0\}}(x) + R^+ \chi_{\{x_1 \geq 0\}}(x).$$

Furthermore, we recall the following scaling property: consider a pair $(A, S) \in \mathcal{C}_\varepsilon(Q_r)$, where Q_r is the open square centered at 0 of side $2r$, i.e.,

$$Q_r = (-r, r) \times (-r, r),$$

then

$$(5.1) \quad \begin{aligned} (\tilde{A}, \tilde{S}) &\in \mathcal{C}_{\varepsilon/\rho}(Q_{r/\rho}), & \tilde{A}(y) &:= A(\rho y), & \tilde{S} &:= \rho^{-1}S, & \rho > 0, \\ B_{\lambda\varepsilon}(S) &= \rho B_{\frac{\lambda\varepsilon}{\rho}}(\tilde{S}) & \text{ and } & \mathcal{F}_\varepsilon(A, S, Q_r) &= \rho^2 \mathcal{F}_{\varepsilon/\rho}(\tilde{A}, \tilde{S}, Q_{r/\rho}). \end{aligned}$$

In particular, if $r = 1$ and $\rho = \varepsilon$, we obtain that

$$(5.2) \quad \varepsilon^{-1} \mathcal{F}_\varepsilon(A, S, Q_1) = \varepsilon \mathcal{F}_1(\tilde{A}, \tilde{S}, Q_{1/\varepsilon})$$

and, as a consequence,

$$(5.3) \quad F_\varepsilon(A, Q_1) = \varepsilon F_1(\tilde{A}, Q_{1/\varepsilon}).$$

5.1. The thermodynamic limit. We define the optimal transition energy at scale $L > 0$ as follows

$$(5.4) \quad \begin{aligned} \psi(R^-, R^+, L) &:= \inf \left\{ F_1(A, Q_L) : A \in L_{loc}^1(\mathbb{R}^2; \mathbb{R}^{2 \times 2}), \right. \\ &\quad \left. A = I_{R^-, R^+} \text{ in } \mathbb{R}^2 \setminus Q_{L'}, \text{ for some } L' < L \right\}. \end{aligned}$$

The next proposition shows that there exists the thermodynamic limit of the optimal transition functions as the size of the square tends to infinity.

Proposition 5.1. *For every $R^+, R^- \in SO(2)$ the following limit exists*

$$(5.5) \quad \psi_\infty(R^-, R^+) := \lim_{L \rightarrow +\infty} \frac{1}{2L} \psi(R^-, R^+, L).$$

Proof. For every $L > 0$ and $\eta > 0$, we consider a matrix field $A_L : \mathbb{R}^2 \rightarrow \mathbb{R}^{2 \times 2}$ such that $A_L = I_{R^-, R^+}$ in $\mathbb{R}^2 \setminus Q_{L'}$, for some $L' < L$, and

$$(5.6) \quad \psi(R^-, R^+, L) \geq F_1(A_L, Q_L) - 2\eta L.$$

Let \hat{A}_L denote the field obtained by the periodic extension in the vertical direction

$$(5.7) \quad \hat{A}_L(x_1, x_2 + 2kL) = A_L(x_1, x_2) \quad \forall (x_1, x_2) \in \mathbb{R} \times [-L, L], \quad \forall k \in \mathbb{Z}.$$

For every $M > 2L$, we set $M' = \lfloor M/L \rfloor L - L$ and $A_{M,L} = \hat{A}_L \chi_{Q_{M'}} + I_{R^-, R^+} (1 - \chi_{Q_{M'}})$. Then,

$$(5.8) \quad \begin{aligned} F_1(A_{M,L}, Q_M) &= F_1(A_{M,L}, (-L, L) \times (-M, M)) \\ &\leq \lfloor M/L \rfloor F_1(A_L, Q_L) + CL \\ &\leq \lfloor M/L \rfloor (\psi(R^-, R^+, L) + L\eta) + CL, \end{aligned}$$

where the contribution CL accounts for the measure of the tubular neighborhood of the support of $\text{Curl } A_{M,L}$ in $Q_M \setminus Q_{M'}$. Thus we deduce that

$$(5.9) \quad \frac{1}{2M} F_1(A_{M,L}, Q_M) \leq \frac{1}{2M} (\lfloor M/L \rfloor (\psi(R^-, R^+, L) + 2L\eta) + CL)$$

and hence

$$(5.10) \quad \begin{aligned} \limsup_{M \rightarrow +\infty} \frac{1}{2M} \psi(R^-, R^+, M) &\leq \limsup_{M \rightarrow +\infty} \frac{1}{2M} F_1(A_{M,L}, Q_M) \\ &\leq \frac{1}{2L} \psi(R^-, R^+, L) + \eta. \end{aligned}$$

Taking the liminf as $L \rightarrow +\infty$, we deduce that

$$(5.11) \quad \limsup_{M \rightarrow +\infty} \frac{1}{2M} \psi(R^-, R^+, M) \leq \liminf_{L \rightarrow +\infty} \frac{1}{2L} \psi(R^-, R^+, L) + \eta,$$

and by the arbitrariness of η we conclude the existence of the limit ψ_∞ . \square

Next we provide an upper bound for $\psi_\infty(R^-, R^+)$ which is optimal in the scaling. To this aim we revisit the construction done by Lauteri–Luckhaus in [11], and we extend to our anisotropic model and to any pair (R^-, R^+) not necessarily symmetric with respect to e_2 .

5.2. Construction with the optimal Read and Shockley scaling. We present a construction for strain fields capable of describing the phase transition between different lattice configurations along an interface. The construction is quite flexible, and depending on the choice of the parameters can be adapted to different pairs of configurations: rotated to rotated, incompatible lattices, rotated to incompatible.

In this section we denote $Q_{a,b} := [-a, a] \times [-b, b]$ the rectangle with sides $2a, 2b > 0$. We also denote as R_β the rotation of angle $\beta \in \mathbb{R}$ given by

$$(5.12) \quad R_\beta = \begin{pmatrix} \cos \beta & -\sin \beta \\ \sin \beta & \cos \beta \end{pmatrix}.$$

Given the parameters $\eta, \mu \in \mathbb{R}$ we define the shear field

$$(5.13) \quad D_{\eta, \mu} = \begin{pmatrix} 1 & \mu \\ 0 & \eta \end{pmatrix}.$$

5.2.1. Compression to compression. Consider the rectangles $Q := Q_{l,h}$, $Q' := Q_{r,\rho}$ with $r, \rho < \min\{h, l\}$, and let $\eta, \tilde{\eta}, \mu, \tilde{\mu} \in \mathbb{R}$ be given parameters. We divide $Q \setminus Q'$ in 8 regions Δ_i , with $i = 1, \dots, 8$, as in Figure 1.

The aim is to define a field $D \in L^1_{loc}(\mathbb{R}^2; \mathbb{R}^{2 \times 2})$ connecting the two shear fields $D_{\eta, \mu}$ and $D_{\tilde{\eta}, \tilde{\mu}}$ via a construction mimicking the action of vertical dislocations and resolving the incompatibility with an optimal scaling. With that aim in mind we start defining D in a single rectangle Q and then proceed to extend it by periodicity to the whole \mathbb{R}^2 . We point out that imposing the right boundary condition on ∂Q is an important aspect, since it allows to glue the local construction without creating any new curl. A fundamental aspect of the

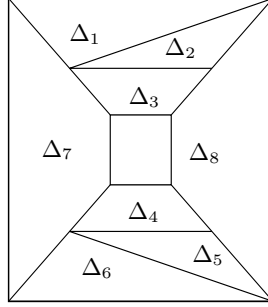


Figure 1

construction is the fact that we are able to determine arbitrarily $\text{curl } D$ as a function of the parameters $\eta, \tilde{\eta}, \mu, \tilde{\mu}, h$.

We want to define a field \hat{D} as the gradient of an opportune deformation

$$v : Q \setminus (Q' \cup \{x_2 = 0\}) \rightarrow \mathbb{R}^2,$$

that we now describe. First we define for any $\eta, \mu \in \mathbb{R}$ the piecewise affine function

$$(5.14) \quad v_{\eta, \mu}(x_1, x_2) = \begin{cases} D_{\eta, \mu} \left[x_1 - \frac{\mu h}{\eta}, x_2 + \frac{h}{\eta} - h \right] & \text{if } \{x_2 > 0\} \\ D_{\eta, \mu} \left[x_1 + \frac{\mu h}{\eta}, x_2 + h - \frac{h}{\eta} \right] & \text{if } \{x_2 < 0\}. \end{cases}$$

where, if $A \in \mathbb{R}^{2 \times 2}$ and $x = (x_1, x_2)$, then we wrote the multiplication Ax as $A[x_1, x_2]$. Note that the function $v_{\eta, \mu}$ in the two half planes is the composition of the linear map associated to $D_{\eta, \mu}$ and a translation, and the latter is chosen so that the points $(\pm \ell, \pm h)$ remain fixed. Moreover $v_{\eta, \mu}$ has constant jump along the line $\{x_2 = 0\}$ given by $2h(\mu, \eta - 1)$.

We then define v :

- i) In Δ_7 we define $v(x_1, x_2) = v_{\eta, \mu}(x_1, x_2)$ and in Δ_8 we define $v(x_1, x_2) = v_{\tilde{\eta}, \tilde{\mu}}(x_1, x_2)$;
- ii) In $\Delta_1, \Delta_2, \Delta_5$ and Δ_6 we define v as the linear interpolation on the vertices of the Δ_i 's.
- iii) In Δ_3 and Δ_4 we interpolate along the horizontal direction obtaining:

$$v(x_1, x_2) = \left(x_1 + \frac{hx_1}{2l}(\tilde{\mu} - \mu) - \frac{h^2x_1}{2lx_2}(\tilde{\mu} - \mu) + \frac{(\tilde{\mu} + \mu)}{2}(x_2 - h) \right) e_1 + \left(\frac{hx_1}{2l}(\tilde{\eta} - \eta) - \frac{h^2x_1}{2lx_2}(\tilde{\eta} - \eta) + \frac{(\tilde{\eta} + \eta)}{2}(x_2 - h) + h \right) e_2, \quad x \in \Delta_3,$$

$$v(x_1, x_2) = \left(x_1 - \frac{hx_1}{2l}(\tilde{\mu} - \mu) - \frac{h^2x_1}{2lx_2}(\tilde{\mu} - \mu) + \frac{(\tilde{\mu} + \mu)}{2}(x_2 + h) \right) e_1 + \left(\frac{hx_1}{2l}(\eta - \tilde{\eta}) + \frac{h^2x_1}{2lx_2}(\eta - \tilde{\eta}) + (x_2 + h) \frac{(\eta + \tilde{\eta})}{2} - h \right) e_2, \quad x \in \Delta_4.$$

The field \hat{D} is then defined as ∇v , precisely:

$$\begin{aligned}
(5.15) \quad & \hat{D}(x) = \hat{D}_i(x) := D_{\eta, \mu}, \quad x \in \Delta_i, \quad i \in \{1, 6, 7\}, \\
& \hat{D}(x) = \hat{D}_8(x) := D_{\tilde{\eta}, \tilde{\mu}}, \quad x \in \Delta_8, \\
& \hat{D}(x) = \hat{D}_2 := \begin{pmatrix} 1 + \frac{h}{2l}(\mu - \tilde{\mu}) & \frac{1}{2}(3\tilde{\mu} - \mu) \\ \frac{h}{2l}(\eta - \tilde{\eta}) & \frac{1}{2}(3\tilde{\eta} - \eta) \end{pmatrix}, \quad x \in \Delta_2, \\
& \hat{D}(x) = \hat{D}_3 := \begin{pmatrix} 1 + \frac{h}{2l}(\tilde{\mu} - \mu) - \frac{h^2}{2lx_2}(\tilde{\mu} - \mu) & \frac{1}{2}(\mu + \tilde{\mu}) + \frac{h^2 x_1}{2lx_2^2}(\tilde{\mu} - \mu) \\ \frac{h}{2l}(\tilde{\eta} - \eta) - \frac{h^2}{2lx_2}(\tilde{\eta} - \eta) & \frac{1}{2}(\eta + \tilde{\eta}) + \frac{h^2 x_1}{2lx_2^2}(\tilde{\eta} - \eta) \end{pmatrix}, \quad x \in \Delta_3, \\
& \hat{D}(x) = \hat{D}_4 := \begin{pmatrix} 1 - \frac{h}{2l}(\tilde{\mu} - \mu) - \frac{h^2}{2lx_2}(\tilde{\mu} - \mu) & \frac{1}{2}(\mu + \tilde{\mu}) + \frac{h^2 x_1}{2lx_2^2}(\tilde{\mu} - \mu) \\ -\frac{h}{2l}(\tilde{\eta} - \eta) - \frac{h^2}{2lx_2}(\tilde{\eta} - \eta) & \frac{1}{2}(\eta + \tilde{\eta}) + \frac{h^2 x_1}{2lx_2^2}(\tilde{\eta} - \eta) \end{pmatrix}, \quad x \in \Delta_4, \\
& \hat{D}(x) = \hat{D}_5 := \begin{pmatrix} 1 + \frac{h}{2l}(\tilde{\mu} - \mu) & \frac{1}{2}(3\tilde{\mu} - \mu) \\ \frac{h}{2l}(\tilde{\eta} - \eta) & \frac{1}{2}(3\tilde{\eta} - \eta) \end{pmatrix}, \quad x \in \Delta_5, \\
& \hat{D}(x) = I, \quad x \in Q'.
\end{aligned}$$

We observe that the following boundary conditions are satisfied

$$(5.16) \quad \hat{D}_7 = D_{\eta, \mu}, \quad \hat{D}_1 e_1 = \hat{D}_6 e_1 = e_1, \quad \hat{D}_8 = D_{\tilde{\eta}, \tilde{\mu}}.$$

Being the gradient of a function with constant jump on the segments $(-l, -r) \times \{0\}$ and $(r, l) \times \{0\}$, the support of $\text{Curl } \hat{D}$ is contained in Q' , and \hat{D} has constant but non trivial circulation around Q' given by

$$(5.17) \quad \int_{\partial Q'} \hat{D} = \int_{\partial Q} \hat{D} = 2h(\mu - \tilde{\mu}, \eta - \tilde{\eta}).$$

We now extend \hat{D} to the infinite vertical stripe $(-l, l) \times \mathbb{R}$ by repeating its construction periodically in the vertical direction:

$$\hat{D}(x_1, x_2 + 2kh) = \hat{D}(x_1, x_2), \quad (x_1, x_2) \in Q, \quad \forall k \in \mathbb{Z},$$

this field still having compatible circulation since $\hat{D}_1 e_1 = \hat{D}_6 e_1$, hence no curl was created in gluing the construction vertically.

In order to extend the construction to the whole of \mathbb{R}^2 we can now simply set

$$(5.18) \quad D(x_1, x_2) = \begin{cases} D_{\eta, \mu} x, & x_1 < -l, \\ \hat{D}(x_1, x_2), & |x_1| \leq l, \\ D_{\tilde{\eta}, \tilde{\mu}} x, & x_1 > l. \end{cases}$$

We observe that

$$(5.19) \quad \text{supp Curl}(D) \subseteq \bigcup_{k \in \mathbb{Z}} [-r, r] \times [-\rho + 2kh, \rho + 2kh],$$

since again, thanks to the boundary condition $D_7 = D_{\eta, \mu}$ and $D_8 = D_{\tilde{\eta}, \tilde{\mu}}$, no curl was created in extending \hat{D} outside $(-l, l) \times \mathbb{R}$. Furthermore, since the circulation of D around each rectangle $[-r, r] \times [-\rho + 2kh, \rho + 2kh]$ is given by (5.17), from (5.19) we infer that

$$(5.20) \quad \int_{\gamma} D \in h(\mu - \tilde{\mu}, \eta - \tilde{\eta})\mathbb{Z},$$

for every 1-rectifiable closed loop $\gamma \subset \mathbb{R}^2 \setminus \text{supp curl } D$.

We now estimate the energy of D in Q . We start with the elastic energy in Δ_3 and Δ_4 : for $i = 3, 4$ it holds that

$$(5.21) \quad \begin{aligned} \text{dist}^2(\hat{D}_i, SO(2)) &\leq |\hat{D}_i - I|^2 \leq C \frac{h^4}{l^2} [(\tilde{\mu} - \mu)^2 + (\tilde{\eta} - \eta)^2] \left(\frac{1}{x_2^2} + \frac{x_1^2}{x_2^4} \right) \\ &\quad + C \frac{h^2}{l^2} [(\tilde{\mu} - \mu)^2 + (\tilde{\eta} - \eta)^2] + (\eta + \tilde{\eta} - 2), \end{aligned}$$

hence

$$(5.22) \quad \begin{aligned} \int_{\Delta_i} \text{dist}^2(\hat{D}_i(x), SO(2)) &\leq \frac{h^4}{l^2} [(\tilde{\mu} - \mu)^2 + (\tilde{\eta} - \eta)^2] \int_{\rho}^{h/2} dx_2 \int_{-\frac{l}{h}x_2}^{\frac{l}{h}x_2} \left(\frac{1}{x_2^2} + \frac{x_1^2}{x_2^4} \right) dx_1 \\ &\quad + C \frac{h^3}{l} [(\tilde{\mu} - \mu)^2 + (\tilde{\eta} - \eta)^2] + lh(\eta + \tilde{\eta} - 2) \\ &\leq C \left(\frac{h^3}{l} + hl \right) [(\tilde{\mu} - \mu)^2 + (\tilde{\eta} - \eta)^2] \left| \log \left(\frac{h}{2\rho} \right) \right| \\ &\quad + C \frac{h^3}{l} [(\tilde{\mu} - \mu)^2 + (\tilde{\eta} - \eta)^2] + hl(\eta + \tilde{\eta} - 2). \end{aligned}$$

For Δ_i with $i = 2, 5$ we have instead

$$(5.23) \quad \text{dist}^2(\hat{D}_i, SO(2)) \leq |\hat{D}_i - I|^2 = \frac{h^2}{4l^2} |\mu - \tilde{\mu}|^2 + \frac{1}{4} |\mu - 3\tilde{\mu}|^2 + \frac{h^2}{4l^2} |\eta - \tilde{\eta}|^2 + |1 - \frac{1}{2}(3\tilde{\eta} - \eta)|^2,$$

hence

$$(5.24) \quad \int_{\Delta_i} \text{dist}^2(\hat{D}_i, SO(2)) \leq \frac{h^3}{4l} |\mu - \tilde{\mu}|^2 + \frac{hl}{4} |\mu - 3\tilde{\mu}|^2 + \frac{h^3}{4l} |\eta - \tilde{\eta}|^2 + hl |1 - \frac{1}{2}(3\tilde{\eta} - \eta)|^2.$$

Finally for $i = 1, 6, 7$ we have

$$(5.25) \quad \int_{\Delta_i} \text{dist}^2(D_{\eta, \mu}, SO(2)) \leq \int_{\Delta_i} |I - D_{\eta, \mu}|^2 = hl \left((1 - \eta)^2 + \mu^2 \right),$$

and a similar estimate also holds for Δ_8 .

To estimate the core energy of \hat{D} we recall that support of $\text{Curl } \hat{D}$ is contained in Q' . Hence setting $S = Q'$ we have

$$(5.26) \quad |B_{\lambda\varepsilon}(S)| = |B_{\lambda\varepsilon}(S)| \leq C(r + \lambda\varepsilon)(\rho + \lambda\varepsilon).$$

5.2.2. Rotation to compression. Consider as above the rectangles $Q := Q_{l,h}$, $Q' := Q_{r,\rho}$ with $r, \rho < \min\{h, l\}$, and let $\eta, \mu, \beta \in \mathbb{R}$ be given parameters. We now divide $Q \setminus Q'$ in 4 regions Δ'_i , with $i = 1, \dots, 4$, as in Figure 2.

In the same spirit of the *compression to compression* construction, the aim is now to define a matrix field $B \in L^1_{loc}(\mathbb{R}; \mathbb{R}^{2 \times 2})$ connecting a rotation R_β and a shear field $D_{\eta, \mu}$ via a construction mimicking horizontal dislocations. A fundamental aspect of the construction is the fact that we obtain $\text{curl } B$ as a function of the parameters η, μ, β and h .

We start defining \hat{B} in a single Q . Consider the function

$$v : Q \setminus (Q' \cup \{x_1 = 0, x_2 > 0\}) \rightarrow \mathbb{R}^2,$$

defined as follows:

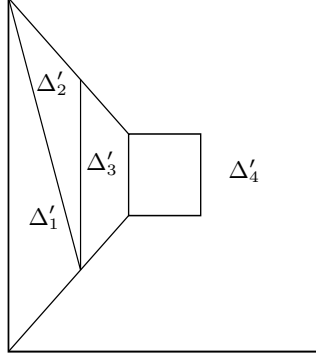


Figure 2

i) In the region Δ_4 we have

$$v(x_1, x_2) = \begin{cases} D_{\eta, \mu} x & \text{if } x \in \Delta'_4 \setminus \{x_1 < 0, x_2 > 0\} \\ D_{\eta, \mu}[x_1 + \xi_1, x_2 + \xi_2] & \text{if } x \in \Delta'_4 \cap \{x_1 < 0, x_2 > 0\} \end{cases}$$

where the vector $\xi = (\xi_1, \xi_2) := (-2h\frac{\mu}{\eta} \cos \beta - 2h \sin \beta, \frac{2h}{\eta} \cos \beta - 2h)$ is obtained by solving $D_{\eta, \mu}[-h + \xi_1, h + \xi_2] - D_{\eta, \mu}[-h, -h] = R_\beta 2h e_2$;

ii) In Δ'_1, Δ'_2 , and the function v is the linear interpolation over the vertices of the Δ'_i 's;

iii) In Δ'_3 we interpolate linearly along the vertical direction

$$v(x_1, x_2) = \left(\left(\mu + \frac{l}{x_1} (\mu + \sin \beta) \right) x_2 + x_1 - h(\mu + \sin \beta) \right) e_1 + \left(\left(\eta + \frac{l}{x_1} (\eta - \cos \beta) \right) x_2 + h(\cos \beta - \eta) \right) e_2, \quad x \in \Delta'_3.$$

We define the field $B = \nabla v$, which is then given by

$$(5.27) \quad \begin{aligned} \hat{B}(x) &= I, \quad x \in Q', \\ \hat{B}(x) &= \hat{B}_1 := \begin{pmatrix} 1 + \frac{h}{l} \mu + \frac{h}{l} \sin \beta & -\sin \beta \\ \frac{h}{l} \eta - \frac{h}{l} \cos \beta & \cos \beta \end{pmatrix}, \quad x \in \Delta'_1, \\ \hat{B}(x) &= \hat{B}_2 := \begin{pmatrix} -2\frac{h}{l} \sin \beta - 2\frac{h}{l} \mu + 1 & -2 \sin \beta - \mu \\ 2\frac{h}{l} \cos \beta - 2\frac{h}{l} \eta & 2 \cos \beta - \eta \end{pmatrix}, \quad x \in \Delta'_2, \\ \hat{B}(x) &= \hat{B}_3 := \begin{pmatrix} 1 - \frac{l x_2}{x_1^2} (\mu + \sin \beta) & \mu + \frac{l}{x_1} (\mu + \sin \beta) \\ -\frac{l x_2}{x_1^2} (\eta - \cos \beta) & \eta + \frac{l}{x_1} (\eta - \cos \beta) \end{pmatrix}, \quad x \in \Delta'_3, \\ \hat{B}(x) &= \hat{B}_4(x) := D_{\eta, \mu}, \quad x \in \Delta'_4. \end{aligned}$$

We observe that the following boundary conditions are satisfied:

$$(5.28) \quad \hat{B}_1 e_2 = R_\beta e_2, \quad \hat{B}_4 = D_{\eta, \mu}.$$

As before we compute the circulation of \hat{B} around Q' following ∂Q as a path. With a rapid calculation we find that the clockwise circulation of \hat{B} is given by

$$(5.29) \quad \int_{\partial Q'} \hat{B} = \int_{\partial Q} \hat{B} = 2h(-\mu - \sin \beta, \cos \beta - \eta).$$

We now extend \hat{B} to the infinite vertical stripe $(-l, l) \times \mathbb{R}$ by repeating its construction periodically in the vertical direction:

$$\hat{B}(x_1, x_2 + 2kh) = \hat{B}(x_1, x_2), \quad (x_1, x_2) \in Q, \quad \forall k \in \mathbb{Z},$$

this field still having compatible circulation because of the boundary conditions (5.28), hence no curl was created in gluing the construction vertically.

To extend the construction to the whole of \mathbb{R}^2 we can now simply set

$$(5.30) \quad B(x_1, x_2) = \begin{cases} R_\beta x, & x_1 < -l, \\ \hat{B}(x_1, x_2), & |x_1| \leq l, \\ D_{\eta, \mu} x, & x_1 > l. \end{cases}$$

We observe that

$$(5.31) \quad \text{supp Curl}(B) \subseteq \bigcup_{k \in \mathbb{Z}} [-r, r] \times [-\rho + 2kh, \rho + 2kh],$$

since again, thanks to the boundary condition $B_1 e_2 = R_\beta e_2$ and $B_4 = D_{\eta, \mu}$, no curl was created in extending \hat{B} outside $(-l, l) \times \mathbb{R}$. Furthermore, since the circulation of B around each rectangle $[-r, r] \times [-\rho + 2kh, \rho + 2kh]$ is given by (5.29), from (5.31) we infer that

$$(5.32) \quad \int_\gamma B \in h(-\mu - \sin \beta, \cos \beta - \eta)\mathbb{Z},$$

for every 1-rectifiable closed loop $\gamma \subset \mathbb{R}^2 \setminus \text{supp curl } B$.

We now estimate the energy of B in Q . Similarly to the *compression to compression* construction, via a direct computation, we use the fact that $\text{dist}^2(\hat{B}_i, SO(2)) \leq |\hat{B}_i - Id|^2$ for $i = 1, 2, 3$ to find the following estimates

$$(5.33) \quad \begin{aligned} \int_{\Delta'_1} \text{dist}^2(\hat{B}_1, SO(2)) &\leq \frac{h^3}{l} |\mu + \sin \beta|^2 + hl |\sin \beta|^2 + \frac{h^3}{l} |\eta - \cos \beta|^2 + hl |1 - \cos \beta|^2, \\ \int_{\Delta'_2} \text{dist}^2(\hat{B}_2, SO(2)) &\leq 4 \frac{h^3}{l} |\mu + \sin \beta|^2 + hl |\mu + 2 \sin \beta|^2 + 4 \frac{h^3}{l} |\cos \beta - \eta|^2 + hl |2 \cos \beta - \eta - 1|^2, \\ \int_{\Delta'_3} \text{dist}^2(\hat{B}_3, SO(2)) &\leq C \left(\frac{h^3}{l} + hl \right) [(\mu + \sin \beta)^2 + (\eta - \cos \beta)^2] \left| \log \left(\frac{2r}{l} \right) \right| + 2hl (\mu^2 + (1 - \eta)^2). \end{aligned}$$

The elastic energy in Δ'_4 is in turn given in (5.25).

To estimate the core energy of \hat{B} we recall that the support of $\text{Curl}(\hat{B})$ is contained in Q' . Hence setting $S = Q'$ we have

$$(5.34) \quad |B_{\lambda \varepsilon}(S)| \leq C(r + \lambda \varepsilon)(\rho + \lambda \varepsilon).$$

5.2.3. Rotation to rotation. We now combine the constructions above in order to obtain the interface between two different rotations R^- and R^+ .

Proposition 5.2. *For every $R^-, R^+ \in SO(2)$ and for every $\varepsilon > 0$ there exist $l = l(R^-, R^+)$, $h = h(R^-, R^+) > 0$ and a field $A_\varepsilon \in L^1_{\text{loc}}(\mathbb{R}^2; \mathbb{R}^{2 \times 2})$ such that*

$$A_\varepsilon(x) = I_{R^-, R^+}(x) \quad \forall x \in \mathbb{R}^2 \setminus ((-l/2, l/2) \times \mathbb{R})$$

and

$$(5.35) \quad F_\varepsilon(A_\varepsilon, Q_L) \leq CL |R^- - R^+| (|\log |R^- - R^+|| + 1) \quad \forall L > h,$$

where $C > 0$ is a dimensional constant. In particular,

$$(5.36) \quad \psi_\infty(R^-, R^+) \leq C|R^- - R^+|(|\log|R^- - R^+|| + 1) \quad \forall R^-, R^+ \in SO(2).$$

Proof. Since $F_\varepsilon(I_{R^-, R^+}, Q_L) = 2L\lambda$, we need to show (5.35) only in the case $|R^- - R^+|$ is sufficiently small. Without loss of generality we can assume that $R^- = R_{\theta-\alpha}$ and $R^+ = R_{\theta+\alpha}$ for some $\theta \in (0, \pi/2)$ (we are considering the square lattice that has a $\pi/2$ invariance) and small $\alpha \in \mathbb{R}$, so that $|R^- - R^+| = 2\sqrt{2}\sin\alpha$ and $\sin\alpha < 1/8$. Set

$$(5.37) \quad \begin{aligned} \eta &= \cos\alpha + \cos\theta \sin\theta \sin\alpha, & \tilde{\eta} &= \cos\alpha - \cos\theta \sin\theta \sin\alpha, & \mu &= \sin^2\theta \sin\alpha & \tilde{\mu} &= -\mu, \\ h_D &= \frac{\varepsilon\tau}{\sin\theta \sin\alpha}, & l_D &= \frac{\varepsilon\tau}{\sin\alpha}, & \rho_D &= \frac{\varepsilon\tau}{\sin\theta}, & r_D &= \varepsilon\tau, \\ h_B &= h_C = \frac{\varepsilon\tau}{\cos\theta \sin\alpha}, & l_B &= \frac{\varepsilon\tau}{\sin\alpha}, & r_B &= r_C = \frac{\varepsilon\tau}{\cos\theta}, & \rho_B &= \rho_C = \varepsilon\tau. \end{aligned}$$

We apply the *compression to compression* construction with the above choice of the parameters $\eta, \tilde{\eta}, \mu, \tilde{\mu}, h_D, l_D, r_D, \rho_D$ to obtain a matrix field $D_\varepsilon \in L^1_{loc}(\mathbb{R}^2; \mathbb{R}^{2 \times 2})$ that we will call simply D dropping the dependence in ε for ease of notation. We have

$$(5.38) \quad S_D := \text{supp curl } D \subseteq \bigcup_{k \in \mathbb{Z}} [-r_D, r_D] \times [-\rho_D + 2kh_D, \rho_D + 2kh_D]$$

and in view of (5.20) it holds

$$(5.39) \quad \int_\gamma D \in \mathbb{Z}\varepsilon\tau R_{-\theta}e_2,$$

for all closed loop $\gamma \subset \mathbb{R}^2 \setminus S_D$.

Consider now the *rotated to compression* construction with parameters $\beta = -\alpha$ and $h_B, l_B, r_B, \rho_B, \eta, \mu$ as in (5.37) to obtain a field $B \in L^1_{loc}(\mathbb{R}^2; \mathbb{R}^{2 \times 2})$. We have

$$(5.40) \quad S_B := \text{supp curl } B \subseteq \bigcup_{k \in \mathbb{Z}} [-r_B, r_B] \times [-\rho_B + 2kh_B, \rho_B + 2kh_B]$$

and in view of (5.32) we have

$$(5.41) \quad \int_\gamma B \in \varepsilon\tau\mathbb{Z}R_{-\theta}e_1,$$

for all closed loop $\gamma \subset \mathbb{R}^2 \setminus S_B$.

The last element we need is a rotated version of the *rotation to compression* construction. Precisely, consider the construction of Section 5.2.2 with parameters $\beta = \alpha$ and $h_C, l_C, r_C, \rho_C, \tilde{\eta}, \tilde{\mu}$ as in (5.37) to obtain a field $\tilde{C} \in L^1_{loc}(\mathbb{R}^2; \mathbb{R}^{2 \times 2})$. Now we set

$$C(x_1, x_2) = \tilde{C}(-x_1, -x_2) \quad x \in \mathbb{R}^2,$$

see Figure (3). Clearly, in view of (5.32), C is such that its circulation satisfies

$$(5.42) \quad \int_\gamma C \in \varepsilon\tau\mathbb{Z}R_{-\theta}e_1,$$

for all closed loop $\gamma \subset \mathbb{R}^2 \setminus S_C$ where $S_C = S_B$.

We can now define a field on the whole space by simply gluing together the three construc-

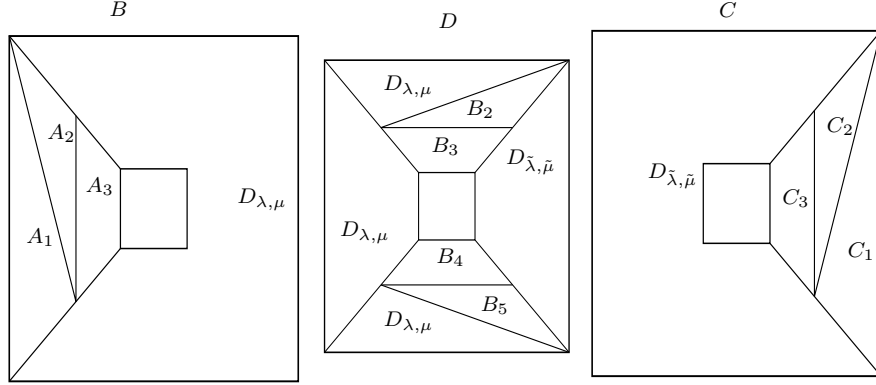


Figure 3. The matrix fields B , D , and C , simulating horizontal and vertical dislocations.

tions, precisely we define the field $A_\theta \in L^1_{\text{loc}}(\mathbb{R}^2; \mathbb{R}^{2 \times 2})$ as follows:

$$(5.43) \quad A_\theta(x) = \begin{cases} B(x + l_D + l_B) & x \in (-\infty, -l_D) \times \mathbb{R}, \\ D(x) & x \in (-l_D, l_D) \times \mathbb{R}, \\ C(x - l_D - l_C) & x \in (l_D, +\infty) \times \mathbb{R}. \end{cases}$$

Observe that, because of the boundary conditions imposed to B , D and C , and from (5.31) and (5.19), no incompatibilities arise in gluing them together. Hence $\text{supp curl } A_\theta$ is given by the disjoint union of the (appropriately translated) supports of the curl of B , C and D :

$$(5.44) \quad S_{A_\theta} := \text{supp curl } A_\theta \subseteq (S_B - (l_D + l_B, 0)) \cup S_D \cup (S_C + (l_D + l_C, 0)).$$

Therefore, if we set $A := R_\theta A_\theta$, then in view of (5.39), (5.41) and (5.42), we have that A satisfies (H2). Furthermore, since $R^+ = R_{\theta+\alpha}$ and $R^- = R_{\theta-\alpha}$, we have that $A = I_{R^-, R^+}$ in $\mathbb{R} \setminus (-2l_B - l_D, l_D + 2l_C) \times \mathbb{R}$.

We now prove the upper bound (5.35). We set

$$(5.45) \quad h = 4h_B + 2h_D, \quad l = 4l_B + 2l_D,$$

we observe that $l \leq h$ and estimate the energy of A in the set Q_L , with $L > h$. Set $N_D = \lfloor \frac{L}{2h_D} \rfloor = \lfloor \frac{L \sin \alpha \sin \theta}{2\tau \varepsilon} \rfloor$ and $N_B = N_C = \lfloor \frac{L}{2h_B} \rfloor = \lfloor \frac{L \sin \alpha \cos \theta}{2\tau \varepsilon} \rfloor$. From (5.34), (5.26) and (5.44) we have that $S_A \cap Q_L$ is contained in the set S which is the union of at most $2N_B + N_D + 6$ rectangles of area either $4r_B \rho_B$ or $4r_D \rho_D$, see Figure 4, hence from (5.34) and (5.26) we get

$$(5.46) \quad \begin{aligned} \mathcal{E}_{\text{core}}^\varepsilon(S) &:= |B_{\lambda \varepsilon}(S)| \leq 2(N_B + 2)\varepsilon^2 \left(\lambda + \frac{2\tau}{\cos \theta} \right) (\lambda + 2\tau) \\ &\quad + (N_D + 2)\varepsilon^2 \left(\lambda + \frac{2\tau}{\sin \theta} \right) (\lambda + 2\tau) \\ &\leq CL\varepsilon \sin \alpha, \end{aligned}$$

the constant C depending on λ and τ . Moreover, since the energy is invariant under left multiplication by rotations, we have that the elastic energy of A_θ is the same of A . Hence we

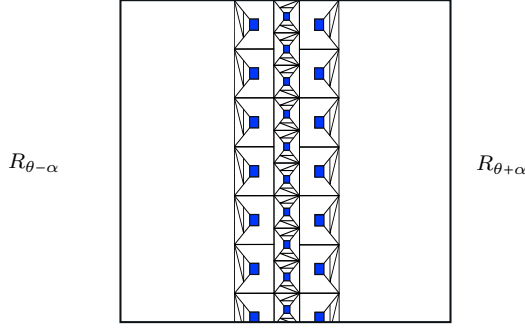


Figure 4. Construction of the field A in the set Q_L . The set containing $\text{Curl } A$ is represented in blue.

found that

$$\begin{aligned}
 \mathcal{E}_{el}^\varepsilon(A_\theta, S) &\leq (N_B + 2) \int_{Q_{l_B, h_B} \setminus B_{\lambda\varepsilon}(Q_{r_B, \rho_B})} \text{dist}^2(B, SO(2)) \, dx \\
 (5.47) \quad &+ (N_C + 2) \int_{Q_{l_C, h_C} \setminus B_{\lambda\varepsilon}(Q_{r_C, \rho_C})} \text{dist}^2(C, SO(2)) \, dx \\
 &+ (N_D + 2) \int_{Q_{l_D, h_D} \setminus B_{\lambda\varepsilon}(Q_{r_D, \rho_D})} \text{dist}^2(D, SO(2)) \, dx.
 \end{aligned}$$

We now estimate the elastic energy due to B and C . We present only the estimates for B , the ones for C being identical. Given the choice of the parameters in (5.37), from (5.33) and (5.25) we infer that

$$\begin{aligned}
 (5.48) \quad &(N_B + 2) \int_{Q_{l_B, h_B} \setminus B_{\lambda\varepsilon}(Q_{r_B, \rho_B})} \text{dist}^2(B, SO(2)) \, dx \\
 &\leq C(N_B + 2)(h_B \varepsilon \tau \sin \alpha (|\log(\sin \alpha)| + 1) + h_B \tau \varepsilon \sin \alpha) \\
 &\leq CL \varepsilon \tau \sin \alpha (|\log(\sin \alpha)| + 1) + CL \tau \varepsilon \sin \alpha.
 \end{aligned}$$

In the same way, from (5.22), (5.24) and (5.25) we infer that the elastic energy due to D can be estimated as follows

$$\begin{aligned}
 (5.49) \quad &(N_D + 2) \int_{Q_{l_D, h_D} \setminus B_{\lambda\varepsilon}(Q_{r_D, \rho_D})} \text{dist}^2(D, SO(2)) \, dx \\
 &\leq CL \varepsilon \tau \sin \alpha (|\log(\sin \alpha)| + 1) + CL \tau \varepsilon \sin \alpha.
 \end{aligned}$$

Then, combining the estimates above we obtain

$$\begin{aligned}
 F_\varepsilon(A, Q_L) &\leq CL \sin \alpha (|\log(\sin \alpha)| + 1) + CL \sin \alpha \\
 &\leq CL \sin \alpha (|\log(\sin \alpha)| + 1),
 \end{aligned}$$

with the constant C depending on τ and λ . Finally, to infer (5.36) we set

$$\tilde{A}(x) = \begin{cases} A(x) & x \in Q_{L'}, \\ I_{R^-, R^+}(x) & x \in \mathbb{R}^2 \setminus Q_{L'}, \end{cases}$$

with $L' = h(\lfloor \frac{L}{h} \rfloor - 2)$, and notice that $(A, S) \in \mathcal{C}_\varepsilon(Q_L)$ with $S = \text{supp Curl } A$ and

$$(5.50) \quad F_\varepsilon(\tilde{A}, Q_L) \leq CL \sin \alpha (|\log(\sin \alpha)| + 1) + Ch,$$

for a dimensional constant $C > 0$, thus implying (5.36) by taking the limit as $L \rightarrow +\infty$. \square

5.3. The optimal grain boundary energy. Here we give an expression for the asymptotic energy, namely the Γ -liminf, per unit length of a straight interface between two different grains. Again thanks to the invariance under right rotation we only consider the case $n = e_1$.

Given two rotations $R^-, R^+ \in SO(2)$ we define the energy density

$$(5.51) \quad \psi_0(R^-, R^+, Q) := \inf \left\{ \liminf_{\varepsilon \rightarrow 0} \frac{1}{\varepsilon} \mathcal{F}_\varepsilon(A_\varepsilon, S_\varepsilon, Q) : (A_\varepsilon, S_\varepsilon) \in \mathcal{C}_\varepsilon(Q), \right. \\ \left. A_\varepsilon \chi_{B_{\lambda\varepsilon}(S_\varepsilon)} \rightarrow I_{R^-, R^+} \text{ in } L^1(Q) \right\}.$$

If $Q = Q_{\frac{1}{2}}$ is the square of side 1, then we use the simplified notation

$$\psi_0(R^-, R^+) := \psi_0(R^-, R^+, Q_{\frac{1}{2}}).$$

The main fact leading to the identification of the optimal limiting energy with the thermodynamic limit is the proof that the optimal interfacial energy can be achieved by concentrating defects in a stripe near the interface.

Theorem 5.3. *For every $R^-, R^+ \in SO(2)$ there exists a sequence $A_\varepsilon \in L^1(Q_{\frac{1}{2}}; \mathbb{R}^{2 \times 2})$ such that*

$$(5.52) \quad A_\varepsilon \rightarrow I_{R^-, R^+} \text{ in } L^1(Q_{\frac{1}{2}}; \mathbb{R}^{2 \times 2}) \quad \text{and} \quad \lim_{\varepsilon \rightarrow 0^+} F_\varepsilon(A_\varepsilon, Q_{\frac{1}{2}}) = \psi_0(R^-, R^+),$$

and for every $\delta \in (0, \frac{1}{4})$

$$(5.53) \quad A_\varepsilon(x) = I_{R^-, R^+}(x) \quad \forall x \in \mathbb{R}^2 : |x_1| > \delta,$$

definitively as $\varepsilon \rightarrow 0^+$.

An immediate consequence of the theorem is the following.

Corollary 5.4. *The optimal interfacial energy equals the thermodynamic limit*

$$\psi_0(R^-, R^+) = \psi_\infty(R^-, R^+) \quad \forall R^-, R^+ \in SO(2).$$

Proof. We show separately the two inequalities $\psi_\infty \leq \psi_0$ and $\psi_0 \leq \psi_\infty$.

For the first inequality, consider the sequence A_ε , whose existence is guaranteed by Theorem 5.3 such that (5.52) and (5.53) hold. For any fixed $\delta \in (0, \frac{1}{4})$ and $\sigma \in (0, \frac{1}{2} - \delta)$, we set

$$(5.54) \quad \hat{A}_\varepsilon = A_\varepsilon \chi_{Q_{\frac{1}{2}-\sigma}} + I_{R^-, R^+}(1 - \chi_{Q_{\frac{1}{2}-\sigma}}), \\ \hat{S}_\varepsilon = S_{A_\varepsilon} \cup \{x_1 = 0, 1/2 - \sigma \leq |x_2| < 1/2\} \cup \{|x_1| \leq \delta, x_2 = \pm(1/2 - \sigma)\}.$$

Since (5.53) holds definitively, $(\hat{A}_\varepsilon, \hat{S}_\varepsilon) \in \mathcal{C}_\varepsilon(Q_{\frac{1}{2}})$ (indeed, points which are added to S_{A_ε} are connected to the boundary of $Q_{\frac{1}{2}}$ and are not considered to determine the compatibility condition (H2)). Moreover,

$$F_\varepsilon(\hat{A}_\varepsilon, Q_{\frac{1}{2}}) \leq F_\varepsilon(A_\varepsilon, Q_{\frac{1}{2}}) + C(\delta + \sigma),$$

for a constant $C > 0$ depending on λ . Therefore, by the scaling properties of the energy (5.3), we infer that

$$\begin{aligned} \varepsilon\psi(R^-, R^+, \varepsilon^{-1}) &= \inf \left\{ F_\varepsilon(A, Q_{\frac{1}{2}}) : A = I_{R^-, R^+} \text{ in } \mathbb{R}^2 \setminus Q_{\frac{1}{2}-\eta}, \eta > 0 \right\} \\ &\leq F_\varepsilon(\hat{A}_\varepsilon, Q_{\frac{1}{2}}) \leq F_\varepsilon(A_\varepsilon, Q_{\frac{1}{2}}) + C(\delta + \sigma). \end{aligned}$$

Sending ε to zero, we get

$$\begin{aligned} \psi_\infty(R^-, R^+) &= \lim_{\varepsilon \rightarrow 0^+} \varepsilon\psi(R^-, R^+, \varepsilon^{-1}) \\ &\leq \lim_{\varepsilon \rightarrow 0^+} F_\varepsilon(A_\varepsilon, Q_{\frac{1}{2}}) + C(\delta + \sigma) \\ &= \psi_0(R^-, R^+) + C(\delta + \sigma). \end{aligned}$$

By the arbitrariness of $\delta, \sigma > 0$ the conclusion follows.

As far as the reverse inequality $\psi_0 \leq \psi_\infty$ is concerned, for every $\eta > 0$ we find $L > 0$ and $A_L \in L^1_{\text{loc}}(\mathbb{R}^2; \mathbb{R}^{2 \times 2})$ be a matrix field such that $A_L = I_{R^-, R^+}$ outside $Q_{L'}$, for some $L' < L$, and

$$(5.55) \quad \psi_\infty(R^-, R^+) \geq \frac{1}{2L}\psi(R^-, R^+, L) - \eta \geq \frac{1}{2L}F_1(A_L, Q_L) - 2\eta.$$

We consider the field obtained from A_L extending it periodically in the vertical direction:

$$\hat{A}_L(x_1, x_2 + 2kL) := A_L(x_1, x_2) \quad \forall (x_1, x_2) \in Q_L, \quad \forall k \in \mathbb{Z}.$$

Then, the fields

$$A_\varepsilon(x) := \hat{A}_L(\varepsilon^{-1}x) \quad \forall x \in \mathbb{R}^2$$

belong to $L^1_{\text{loc}}(\mathbb{R}^2; \mathbb{R}^{2 \times 2})$ and, considering the periodicity of A_ε in the vertical direction with period $2L\varepsilon$, we get

$$\begin{aligned} \int_{Q_1} |A_\varepsilon(x) - I_{R^-, R^+}(x)| dx &\leq \left(\left\lfloor \frac{1}{2L\varepsilon} \right\rfloor + 2 \right) \int_{Q_{L\varepsilon}} |A_\varepsilon(x) - I_{R^-, R^+}(x)| dx \\ &= \left(\left\lfloor \frac{1}{2L\varepsilon} \right\rfloor + 2 \right) \varepsilon^2 \int_{Q_L} |A_L(x) - I_{R^-, R^+}(x)| dx \rightarrow 0 \quad \text{as } \varepsilon \rightarrow 0^+, \end{aligned}$$

where $\left\lfloor \frac{1}{2L\varepsilon} \right\rfloor + 2$ is an upper bound for the number of disjoint squares of side-length $2L\varepsilon$ with center in the x_2 -axis contained in $Q_{\frac{1}{2}}$. Analogously, the energy of A_ε is estimated as

$$F_\varepsilon(A_\varepsilon, Q_{\frac{1}{2}}) \leq \left(\left\lfloor \frac{1}{2L\varepsilon} \right\rfloor + 2 \right) \varepsilon F_1(A_L, Q_L).$$

Therefore, using the sequence A_ε to test ψ_0 , we get

$$\begin{aligned} \psi_0(R^-, R^+) &\leq \liminf_{\varepsilon \rightarrow 0^+} F_\varepsilon(A_\varepsilon, Q_{\frac{1}{2}}) \\ &\leq \liminf_{\varepsilon \rightarrow 0^+} \left(\left\lfloor \frac{1}{2L\varepsilon} \right\rfloor + 2 \right) \varepsilon F_1(A_L, Q_L) \\ &= \frac{1}{2L} F_1(A_L, Q_L) \stackrel{(5.55)}{\leq} \psi_\infty(R^-, R^+) + 2\eta, \end{aligned}$$

and by the arbitrariness of $\eta > 0$ the conclusion follows. \square

The proof of Theorem 5.3 is postponed to the next sections.

6. OPTIMAL RECOVERY SEQUENCES

For the proof of Theorem 5.3 we need to construct a recovery sequence for the optimal grain boundary energy which is constantly equal to two rotations on the two sides of the interface. This will be achieved in several steps in what follows.

6.1. Energy concentration. In the first proposition we show that the recovery sequences of matrix fields A_ε for computing the optimal grain boundary energy concentrate the energy in a neighborhood of the limiting interface.

Proposition 6.1. *Let $R^-, R^+ \in SO(2)$ and $(A_\varepsilon, S_\varepsilon) \in \mathcal{C}_\varepsilon(Q_{\frac{1}{2}})$ be such that*

$$A_\varepsilon \chi_{B_{\lambda\varepsilon}(S_\varepsilon)} \rightarrow I_{R^-, R^+} \quad \text{in } L^1(Q_{\frac{1}{2}}; \mathbb{R}^{2 \times 2}) \quad \text{and} \quad \lim_{\varepsilon \rightarrow 0^+} \frac{1}{\varepsilon} \mathcal{F}_\varepsilon(A_\varepsilon, S_\varepsilon, Q_{\frac{1}{2}}) = \psi_0(R^-, R^+).$$

Then, for every $\delta \in (0, \frac{1}{4})$, we have that

$$(6.1) \quad \lim_{\varepsilon \rightarrow 0} \frac{1}{\varepsilon} \mathcal{F}_\varepsilon(A_\varepsilon, S_\varepsilon, Q_{\frac{1}{2}} \setminus Q_{\delta, \frac{1}{2}}) = 0,$$

where $Q_{\delta, \frac{1}{2}} = (-\delta, \delta) \times (-\frac{1}{2}, \frac{1}{2})$.

Proof. For $k \in \mathbb{N} \setminus \{0, 1\}$ we consider the rectangles

$$E_{k,i} = \left(-\frac{1}{2}, \frac{1}{2}\right) \times \left(-\frac{1}{2} + \frac{i}{k}, -\frac{1}{2} + \frac{i+1}{k}\right) \quad i = 0, \dots, k-1,$$

and let $Q^{k,i}$ the square of side-length $\frac{1}{k}$ centered at $(0, -\frac{1}{2} + \frac{i}{k} + \frac{1}{2k})$. For any $\varepsilon > 0$ we choose $i_0(\varepsilon) \in \{0, \dots, k-1\}$ so that

$$\mathcal{F}_\varepsilon(A_\varepsilon, S_\varepsilon, E_{k, i_0(\varepsilon)}) = \min_i \mathcal{F}_\varepsilon(A_\varepsilon, S_\varepsilon, E_{k,i}).$$

By the scaling property (5.1) we then have that

$$(6.2) \quad \begin{aligned} \frac{1}{k} \psi_0(R^-, R^+) &= \lim_{\varepsilon \rightarrow 0} \frac{1}{k} \sum_{i=0}^{k-1} \frac{1}{\varepsilon} \mathcal{F}_\varepsilon(A_\varepsilon, S_\varepsilon, E_{k,i}) \geq \liminf_{\varepsilon \rightarrow 0} \frac{1}{\varepsilon} \mathcal{F}_\varepsilon(A_\varepsilon, S_\varepsilon, E_{k, i_0(\varepsilon)}) \\ &\geq \liminf_{\varepsilon \rightarrow 0} \frac{1}{\varepsilon} \mathcal{F}_\varepsilon(A_\varepsilon, S_\varepsilon, Q^{k, i_0(\varepsilon)}) \geq \psi_0(R^-, R^+, Q_{\frac{1}{2k}}) = \frac{1}{k} \psi_0(R^-, R^+). \end{aligned}$$

This shows also that

$$\lim_{\varepsilon \rightarrow 0} \frac{1}{\varepsilon} \mathcal{F}_\varepsilon(A_\varepsilon, S_\varepsilon, E_{k,i}) = \lim_{\varepsilon \rightarrow 0} \frac{1}{\varepsilon} \mathcal{F}_\varepsilon(A_\varepsilon, S_\varepsilon, Q^{k,i}) = \psi_0(R^-, R^+, Q_{\frac{1}{2k}}) \quad \forall i \in \{0, \dots, k-1\}.$$

Passing to the complementary set of T_δ , we conclude (6.1) for $\delta = \frac{1}{2k}$. The conclusion for every $\delta \leq \frac{1}{4}$ is an immediate consequence of the monotonicity of $\frac{1}{\varepsilon} \mathcal{F}_\varepsilon(A_\varepsilon, S_\varepsilon, Q_{\delta, \frac{1}{2}})$ with respect to δ . \square

6.2. Clearing out. If a matrix field is L^2 closed to a fixed rotation and its energy is infinitesimal, then incompatibilities can be actually removed on a large part of the domain replacing the field with the constant rotation. This fact is used to change the boundary conditions of an optimal sequence for ψ_0 .

Proposition 6.2. *Let $R \in SO(2)$ and let $(A_\varepsilon, S_\varepsilon) \in \mathcal{C}_\varepsilon((a, b) \times (c, d))$ and*

$$(6.3) \quad \frac{1}{\varepsilon} \mathcal{F}_\varepsilon(A_\varepsilon, S_\varepsilon, (a, b) \times (c, d)) + \int_{(0,1)^2 \setminus B_{\lambda\varepsilon}(S_\varepsilon)} |A_\varepsilon - R|^2 dx \rightarrow 0 \quad \text{as } \varepsilon \rightarrow 0.$$

Then, for every $\sigma > 0$ there exists a sequence $\tilde{A}_\varepsilon \in L^2((a, b) \times (c, d); \mathbb{R}^{2 \times 2})$ converging to R in L^2 such that

$$(6.4) \quad \tilde{A}_\varepsilon = A_\varepsilon \quad \text{in } (a, a + \sigma) \times (c, d), \quad \tilde{A}_\varepsilon = R \quad \text{in } (a + 2\sigma, b) \times (c, d),$$

and

$$(6.5) \quad F_\varepsilon(\tilde{A}_\varepsilon, (a, b) \times (c, d)) \rightarrow 0 \quad \text{as } \varepsilon \rightarrow 0^+.$$

The proof of Proposition 6.2 requires the interpolation result below.

6.2.1. Elastic interpolation with incompatibilities. In the following, for every $\ell, L > 0$ we consider the rectangle of sides ℓ and L

$$Q_{\ell, L}^0 := (0, \ell) \times (0, L).$$

Moreover, given any vector valued function $g \in L^\infty(\mathbb{R}, \mathbb{R}^2)$, we set

$$(6.6) \quad u(x_1, x_2) = \left(1 - \frac{x_1}{\ell}\right) \int_0^{x_2} g(t) dt \quad (x_1, x_2) \in Q_{\ell, L}^0.$$

Clearly, u is Lipschitz continuous and

$$(6.7) \quad \nabla u(x_1, x_2)e_1 = -\frac{1}{\ell} \int_0^{x_2} g(t) dt, \quad \nabla u(x_1, x_2)e_2 = \left(1 - \frac{x_1}{\ell}\right) g(x_2).$$

In particular, $\nabla u e_1$ is a continuous vector field, which extends continuously to $\partial Q_{\ell, L}^0$. Whereas, $\nabla u e_2$ is the tensor product of a continuous function in x_1 and a bounded function in x_2 . Note that, if g is piecewise continuous, the same holds true for $\nabla u e_2$, thus allowing to define the boundary trace of $\nabla u e_2$ (this will be always the case in the applications below). Moreover, by direct computation

$$(6.8) \quad \begin{aligned} \int_{Q_{\ell, L}^0} |\nabla u|^2 dx &= \frac{1}{\ell} \int_0^L \left| \int_0^{x_2} g(t) dt \right|^2 dx_2 + \frac{\ell}{3} \int_0^L |g(t)|^2 dt \\ &\leq \left(\frac{L^2}{\ell^2} + \frac{1}{3} \right) \ell \int_0^L |g(t)|^2 dt. \end{aligned}$$

The discussion above is the building block of the construction of an elastic interpolation with incompatibilities, which will be used in the proof of Proposition 6.2.

Lemma 6.3. *Let $L, \ell > 0$ with $\ell \geq \varepsilon$ and $g \in L^2_{loc}(\mathbb{R})$. There exists a field $A \in L^2(Q_{\ell, L}^0, \mathbb{R}^{2 \times 2})$ such that*

$$(6.9) \quad A e_2 = \left(1 - \frac{x_1}{\ell}\right) g(x_2)$$

and $A e_1$ is piecewise continuous and satisfies

$$(6.10) \quad A e_1 = \begin{cases} 0 & \text{on } (0, \ell) \times \{0\}, \\ a_0 & \text{on } (0, \ell) \times \{L\}, \end{cases}$$

for some $a_0 \in \mathbb{R}^2$. Moreover if $\ell \int_0^L |g|^2 dt < \varepsilon L$, then

$$(6.11) \quad \int_{Q_{\ell,L}^0} |A|^2 dx + |B_{\lambda\varepsilon}(S)| \leq C\varepsilon^{\frac{2}{3}}L^{\frac{2}{3}} \left(\ell \int_0^L |g|^2(t) dt \right)^{\frac{1}{3}} + C\frac{\varepsilon^2 L}{\ell},$$

where $C > 0$ is a dimensional constant, $S := \text{supp Curl } A$ is a union of finitely many horizontal segments of length ℓ , and Ae_1 jumps between across these horizontal segments by a vector in $\frac{1}{\ell}\varepsilon\tau\mathbb{Z}^2$.

Proof. Without loss of generality, we can assume that $g \neq 0$, otherwise $A = 0$ satisfies the conclusions. We set

$$(6.12) \quad M := \left(\frac{L\varepsilon}{\ell \int_0^L |g(t)|^2 dt} \right)^{\frac{1}{3}}.$$

We decompose the rectangle $Q_{\ell,L}^0$ into the $N = \lfloor \frac{L}{M\ell} \rfloor + 1$ rectangles

$$E_j = (0, \ell) \times ((j-1)M\ell, jM\ell) \quad \text{with } j = 1, \dots, N-1; \quad E_N = (0, \ell) \times ((N-1)M\ell, L).$$

In each of these rectangles E_i we consider the function u_i provided in (6.6) and define $A_i = \nabla u_i$. By construction the field A_i has a constant tangential component at the horizontal sides of E_i . Precisely for every $i = 1, \dots, N-1$

$$A_i(x_1, (i-1)M\ell)e_1 = 0 \quad \text{and} \quad A_i(x_1, iM\ell)e_1 = \bar{g}_i := -\frac{1}{\ell} \int_{(i-1)M\ell}^{iM\ell} g(t) dt.$$

We then project on the lattice $\tau\varepsilon\mathbb{Z}^2$ the vector $\ell\bar{g}_i$ and get

$$g_i^\varepsilon := \frac{P_{\tau\varepsilon\mathbb{Z}^2}(\ell\bar{g}_i)}{\ell},$$

where $P_{\tau\varepsilon\mathbb{Z}^2}(w) = (i\varepsilon\tau, j\varepsilon\tau)$ for all $w \in \mathbb{R}^2$ with $w \in [i\varepsilon\tau, (i+1)\varepsilon\tau) \times [j\varepsilon\tau, (j+1)\varepsilon\tau)$ and $(i, j) \in \mathbb{Z}^2$. So that in particular $|\ell(g_i^\varepsilon - \bar{g}_i)| < \sqrt{2}\tau\varepsilon$. Then we define the field as follows

$$A(x) = A_1\chi_{E_1}(x) + \sum_{i=2}^N \chi_{E_i}(x) [A_i(x) + (g_{i-1}^\varepsilon - \bar{g}_{i-1}) \otimes e_1].$$

Note that the field Ae_1 jumps between two neighbouring rectangles by a vector in $\frac{1}{\ell}\varepsilon\tau\mathbb{Z}^2$ and

$$(6.13) \quad \text{supp Curl } A = \bigcup_{j \in J} (0, \ell) \times \{jM\ell\}, \quad \text{with } J \subset \{1, \dots, N-1\}.$$

It remains to compute the energy of A . By direct computation we have that

$$(6.14) \quad \begin{aligned} \int_{Q_{\ell,L}^0} |A|^2 dx &\leq 2 \sum_{j=1}^N \left(\int_{E_j} |\nabla u_j|^2 dx + M\ell^2 |g_j^\varepsilon - \bar{g}_j|^2 \right) \\ &\leq 2 \left(M^2 + \frac{1}{3} \right) \ell \sum_{j=1}^N \int_{(j-1)M\ell}^{jM\ell} |g(t)|^2 dt + 2 \sum_{j=1}^N M\ell^2 |g_j^\varepsilon - \bar{g}_j|^2 \\ &\leq 2 \left(M^2 + \frac{1}{3} \right) \ell \int_0^L |g(t)|^2 dt + C \frac{L}{\ell} \varepsilon^2. \end{aligned}$$

Combining this estimate with the information on the support S of the Curl A in (6.13) and the definition of M we get

$$\begin{aligned}
(6.15) \quad \int_{Q_{\ell,L}^0} |A|^2 dx + |B_{\lambda\varepsilon}(S)| &\leq C \frac{L}{\ell} \varepsilon^2 + CM^2 \ell \int_0^L |g(t)|^2 dt + (N-1)(\lambda\varepsilon\ell + \pi\lambda^2\varepsilon^2) \\
&\leq C \frac{L}{\ell} \varepsilon^2 + CM^2 \ell \int_0^L |g(t)|^2 dt + C \frac{L}{M} \varepsilon + C \frac{L\varepsilon^2}{M\ell} \\
&\leq C \frac{L}{\ell} \varepsilon^2 + C \varepsilon^{\frac{2}{3}} L^{\frac{2}{3}} \left(\ell \int_0^L |g(t)|^2 dt \right)^{\frac{1}{3}},
\end{aligned}$$

where we used that $\varepsilon \leq \ell$ to bound the last term. \square

6.2.2. *Proof of Proposition 6.2.* Without loss of generality we prove the result in the case $(a, b) \times (c, d) = (0, 1)^2$.

Fix $\sigma > 0$ and denote $T_\sigma^+ = (\sigma, 2\sigma) \times (0, 1)$. We then set

$$(6.16) \quad \omega_\varepsilon := \frac{1}{\varepsilon} \int_{T_\sigma^+ \setminus B_{\lambda\varepsilon}(S_\varepsilon)} \text{dist}^2(A_\varepsilon, SO(2)) dx + \frac{1}{\varepsilon} |B_{\lambda\varepsilon}(S_\varepsilon)| + \int_{T_\sigma^+ \setminus B_{\lambda\varepsilon}(S_\varepsilon)} |A_\varepsilon - R|^2 dx,$$

and using (6.3), we have that $\omega_\varepsilon \rightarrow 0$ as $\varepsilon \rightarrow 0^+$. Let $\rho_\varepsilon := \varepsilon M_\varepsilon$, with $M_\varepsilon = 1/\sqrt{\varepsilon \vee \omega_\varepsilon}$, and $N_\varepsilon := \lfloor \sigma/\rho_\varepsilon \rfloor$. Note that $\rho_\varepsilon \rightarrow 0$ and $\omega_\varepsilon M_\varepsilon \rightarrow 0$.

We consider the N_ε rectangles $T_i = (\sigma + i\rho_\varepsilon, \sigma + (i+1)\rho_\varepsilon) \times (0, 1) \subset T_\sigma^+$, with $i = 0, \dots, N_\varepsilon - 1$. Since from (6.16) we have that

$$\sum_{i=0}^{N_\varepsilon-1} \frac{1}{\varepsilon} \mathcal{F}_\varepsilon(A_\varepsilon, S_\varepsilon, T_i) + \int_{T_i \setminus B_{\lambda\varepsilon}(S_\varepsilon)} |A_\varepsilon - R|^2 dx \leq \omega_\varepsilon,$$

we can find an index $i_0 \in \{0, \dots, N_\varepsilon - 1\}$ such that

$$(6.17) \quad \frac{1}{\varepsilon} \mathcal{F}_\varepsilon(A_\varepsilon, S_\varepsilon, T_{i_0}) + \int_{T_{i_0} \setminus B_{\lambda\varepsilon}(S_\varepsilon)} |A_\varepsilon - R|^2 dx \leq \frac{1}{N_\varepsilon} \omega_\varepsilon = \frac{1}{\sigma} \omega_\varepsilon \rho_\varepsilon.$$

In particular, from (6.17), we infer that

$$|B_{\lambda\varepsilon}(S_\varepsilon) \cap T_{i_0}| \leq C\varepsilon \omega_\varepsilon \rho_\varepsilon,$$

and a simple covering argument implies that for ε small enough

$$|B_{\lambda\varepsilon}(p(S_\varepsilon)) \cap (\sigma + i_0\rho_\varepsilon, \sigma + (i_0 + 1)\rho_\varepsilon)| \leq C\omega_\varepsilon \rho_\varepsilon \leq \frac{\rho_\varepsilon}{4},$$

where $p(x_1, x_2) = x_1$ is the projection on the first component and the measure of the tubular neighbourhood of the projection is the one dimensional Lebesgue measure. Therefore, we can choose a vertical section $\gamma^- = \{t_0\} \times (0, 1)$ for some $t_0 \in (\sigma + i_0\rho_\varepsilon, \sigma + i_0\rho_\varepsilon + \rho_\varepsilon/2)$ such that

$$(6.18) \quad \gamma^- \cap B_{\lambda\varepsilon}(S_\varepsilon) = \emptyset,$$

and

$$(6.19) \quad \rho_\varepsilon \int_{\gamma^-} |A_\varepsilon(x) - R|^2 d\mathcal{H}^1(x) \leq 2 \int_{T_{i_0} \setminus B_{\lambda\varepsilon}(S_\varepsilon)} |A_\varepsilon(x) - R|^2 dx \leq C\omega_\varepsilon \rho_\varepsilon = C\varepsilon \omega_\varepsilon M_\varepsilon.$$

Moreover we can choose γ^- so that the tangential component of A_ε on γ^- is well defined in $L^2(\gamma^-)$. We apply then Lemma 6.3 in the rectangle $\hat{T} := (t_0, \sigma + (i_0 + 1)\rho_\varepsilon) \times (0, 1)$ with

$$g(t) = (A_\varepsilon(t_0, t) - R)e_2,$$

getting a field $\hat{A}_\varepsilon : [t_0, \sigma + (i_0 + 1)\rho_\varepsilon] \times (0, 1) \rightarrow \mathbb{R}^{2 \times 2}$, with $\hat{S}_\varepsilon := \text{supp Curl} \hat{A}_\varepsilon$, satisfying

$$(6.20) \quad \int_{\hat{T}} |\hat{A}_\varepsilon|^2 dx + |B_{\lambda_\varepsilon}(\hat{S}_\varepsilon)| \leq C\varepsilon^{\frac{2}{3}} \left(\rho_\varepsilon \int_0^1 |g|^2 dt \right)^{\frac{1}{3}} + C \frac{\varepsilon^2}{\rho_\varepsilon} \\ \leq C\varepsilon^{\frac{2}{3}} (\varepsilon \omega_\varepsilon M_\varepsilon)^{\frac{1}{3}} + \frac{\varepsilon}{M_\varepsilon} = C\varepsilon ((\omega_\varepsilon M_\varepsilon)^{\frac{1}{3}} + \frac{1}{M_\varepsilon}) \leq C\varepsilon (\omega_\varepsilon \vee \varepsilon)^{\frac{1}{6}}$$

where we used (6.19) and the definition of ρ_ε and M_ε , and such that the field

$$(6.21) \quad \tilde{A}_\varepsilon(x) = \begin{cases} A_\varepsilon(x) & \text{if } x \in (0, t_0) \times (0, 1) \\ \hat{A}_\varepsilon(x) + R & \text{if } x \in [t_0, \sigma + (i_0 + 1)\rho_\varepsilon] \times (0, 1) \\ R & \text{if } x \in [\sigma + (i_0 + 1)\rho_\varepsilon, 1) \times (0, 1). \end{cases}$$

does not have curl along γ^- and $\{\sigma + (i_0 + 1)\rho_\varepsilon\} \times (0, 1)$, thanks to (6.9). Setting $\tilde{S}_\varepsilon := S_\varepsilon \cap [(0, t_0) \times (0, 1)] \cup \hat{S}_\varepsilon$, and using Lemma 6.3 and (6.18) we also infer that the field \tilde{A}_ε is admissible and satisfies

$$\frac{1}{\varepsilon} \mathcal{F}_\varepsilon(\tilde{A}_\varepsilon, \tilde{S}_\varepsilon; (0, 1)^2) \leq \frac{1}{\varepsilon} \mathcal{F}_\varepsilon(A_\varepsilon, S_\varepsilon; (0, t_0) \times (0, 1)) + \frac{1}{\varepsilon} \int_{\hat{T}} |\hat{A}_\varepsilon|^2 dx + \frac{1}{\varepsilon} |B_{\lambda_\varepsilon}(\hat{S}_\varepsilon)| \leq C(\omega_\varepsilon \vee \varepsilon)^{\frac{1}{6}},$$

which concludes the proof.

6.3. Proof of Theorem 5.3. The proof now is a direct application of Proposition 6.2. Indeed, for a fixed $\delta > 0$, from Propositions 6.1 and the compactness result (Theorem 4.1) we obtain an optimal sequence $(A_\varepsilon, S_\varepsilon) \in \mathcal{C}_\varepsilon(Q_{\frac{1}{2}})$ such that

$$(6.22) \quad A_\varepsilon \chi_{Q_1 \setminus B_{\lambda_\varepsilon}(S_\varepsilon)} \rightarrow I_{R^-, R^+} \quad \text{in } L^2(Q_1; \mathbb{R}^{2 \times 2}) \quad \text{and} \quad \lim_{\varepsilon \rightarrow 0^+} \frac{1}{\varepsilon} \mathcal{F}_\varepsilon(A_\varepsilon, S_\varepsilon; Q_{\delta, \frac{1}{2}}) = \psi_0(R^-, R^+),$$

with $Q_{\delta, \frac{1}{2}} = (-\delta, \delta) \times (-1/2, 1/2)$ and

$$(6.23) \quad \frac{1}{\varepsilon} \mathcal{F}_\varepsilon(A_\varepsilon, S_\varepsilon, Q_{\frac{1}{2}} \setminus Q_{\delta, \frac{1}{2}}) \rightarrow 0.$$

Therefore we can apply Proposition 6.2 to the rectangles $(\delta, 1/2) \times (-1/2, 1/2)$ and $(-1/2, -\delta] \times (-1/2, 1/2)$ (with the constant rotations R^- and R^+ respectively), and obtain a new admissible field \tilde{A}_ε for which satisfies (6.22) and

$$\tilde{A}_\varepsilon = I_{R^-, R^+} \quad \text{in } Q_{\frac{1}{2}} \setminus Q_{\delta, \frac{1}{2}}.$$

Extending \tilde{A}_ε with I_{R^-, R^+} outside $Q_{\frac{1}{2}}$ provides (5.53) and conclude the proof.

7. Γ -CONVERGENCE

We are now ready to prove the main result of the paper, namely the Γ -convergence result of the functionals F_ε . For every $R^-, R^+ \in SO(2)$, $n \in \mathbb{S}^1$, let $R_n \in SO(2)$ be the rotation such that $R_n e_1 = n$ we define

$$(7.1) \quad \Phi(R^-, R^+, n) := \psi_0(R^- R_n, R^+ R_n) = \psi_\infty(R^- R_n, R^+ R_n).$$

Remark 7.1. *From the invariance properties of the energy (see Remark 2.1 and 2.4) and the definitions of ψ_∞ we deduce that, for all $R^-, R^+ \in SO(2)$ and $n \in \mathbb{S}^1$, the energy density Φ satisfies*

$$(7.2) \quad \Phi(R^-, R^+, n) = \lim_{L \rightarrow +\infty} \frac{1}{2L} \inf \left\{ F_1(A, Q_L^n) : A \in L_{loc}^1(\mathbb{R}^2; \mathbb{R}^{2 \times 2}), \right. \\ \left. A = I_{R^-, R^+, n} \text{ in } \mathbb{R}^2 \setminus Q_{L'}^n, \text{ for some } L' < L \right\},$$

where

$$I_{R^-, R^+, n}(x) := R^- \chi_{\{x \cdot n < 0\}}(x) + R^+ \chi_{\{x \cdot n \geq 0\}}(x),$$

and the set Q_L^n is the square centered at 0, with a side parallel to n and length $2L$.

We now prove the Γ -convergence result.

Theorem 7.2. *The functionals F_ε Γ -converge to*

$$(7.3) \quad F_0(A) = \begin{cases} \int_{J_A} \Phi(A^-, A^+, \nu_A) d\mathcal{H}^1, & \text{if } A \text{ is a microtation,} \\ +\infty & \text{otherwise,} \end{cases}$$

with respect to the convergence of A_ε to A given by

$$A_\varepsilon \chi_{\Omega \setminus B_{\lambda\varepsilon}(S_{A_\varepsilon})} \rightarrow A \quad \text{in } L^1(\Omega; \mathbb{R}^{2 \times 2}).$$

The energy density $\Phi : SO(2) \times SO(2) \times \mathbb{S}^1 \rightarrow [0, +\infty)$ satisfies the Read-Shockley bounds

$$(7.4) \quad C_1 |R^- - R^+| (|\log |R^- - R^+|| + 1) \leq \Phi(R^-, R^+, n) \leq C_2 |R^- - R^+| (|\log |R^- - R^+|| + 1)$$

for every $R^-, R^+ \in SO(2)$ and $n \in \mathbb{S}^1$, with $C_1, C_2 > 0$ dimensional constants.

Remark 7.3. *We recall that the Γ -convergence consists in the following two statements:*

- i) Γ -lim inf inequality: *For every $A_\varepsilon \chi_{\Omega \setminus B_{\lambda\varepsilon}(S_{A_\varepsilon})} \rightarrow A$ micro-rotation in $L^1(\Omega; \mathbb{R}^{2 \times 2})$ we have*

$$(7.5) \quad F_0(A) \leq \liminf_{\varepsilon \rightarrow 0} F_\varepsilon(A_\varepsilon);$$

- ii) Γ -lim sup inequality: *For every micro-rotation A there exists a sequence A_ε such that $A_\varepsilon \chi_{\Omega \setminus B_{\lambda\varepsilon}(S_{A_\varepsilon})} \rightarrow A$ in $L^1(\Omega; \mathbb{R}^{2 \times 2})$ and*

$$(7.6) \quad F_0(A) \geq \limsup_{\varepsilon \rightarrow 0} F_\varepsilon(A_\varepsilon).$$

Proof. We start showing the Γ -lim inf inequality: Let $A_\varepsilon \in L^1(\Omega; \mathbb{R}^{2 \times 2})$ and A be a micro-rotation, with $A_\varepsilon \chi_{\Omega \setminus B_{\lambda\varepsilon}(S_{A_\varepsilon})} \rightarrow A$. Without loss of generality we can assume that $F_\varepsilon(A_\varepsilon, \Omega)$ is bounded and consider the Radon measures

$$(7.7) \quad \mu_\varepsilon(E) := F_\varepsilon(A_\varepsilon, E) \quad E \subset \Omega,$$

which we may assume converging weakly to some Radon measure μ . Let

$$\sigma := |A^+ - A^-| \mathcal{H}^1 \llcorner J_A, \quad \mu =: \mu^a + \mu^s =: f\sigma + \mu^s,$$

where μ^a and μ^s are the absolutely continuous part and the singular part of μ with respect to σ , respectively. Then, for σ -almost every x_0 in Ω , and therefore for \mathcal{H}^1 -almost every x_0 in J_A , we have that

$$(7.8) \quad \begin{aligned} f(x_0) &= \lim_{\rho \rightarrow 0} \frac{\mu(Q_\rho(x_0))}{\sigma(Q_\rho(x_0))} = \lim_{\rho \rightarrow 0} \frac{2\rho}{\sigma(Q_\rho(x_0))} \frac{\mu(Q_\rho(x_0))}{2\rho} \\ &= \frac{1}{|A^-(x_0) - A^+(x_0)|} \lim_{\rho \rightarrow 0} \frac{\mu(Q_\rho(x_0))}{2\rho}. \end{aligned}$$

In order to prove the Γ -liminf inequality is enough to show

$$(7.9) \quad \lim_{\rho \rightarrow 0} \frac{\mu(Q_\rho(x_0))}{2\rho} \geq \Phi(A^-(x_0), A^+(x_0), \nu_A(x_0)) \quad \text{for } \mathcal{H}^1\text{-a.e. } x_0 \in J_A.$$

Indeed, from (7.9) combined with (7.8), we infer

$$f(x_0) \geq \frac{\Phi(A^-(x_0), A^+(x_0), \nu_A(x_0))}{|A^+(x_0) - A^-(x_0)|} \quad \text{for } \mathcal{H}^1\text{-a.e. } x_0 \in J_A,$$

and, as a consequence,

$$\lim_{\varepsilon \rightarrow 0} F_\varepsilon(A_\varepsilon) \geq \mu(\Omega) \geq \mu^a(\Omega) = \int_{\Omega} f d\sigma \geq \int_{J_A} \Phi(A^-(x), A^+(x), \nu_A(x)) d\mathcal{H}^1(x),$$

which is the required lower bound.

It remains to show (7.9) for all x_0 such that (7.8) holds true.

Thanks to the invariance under right rotation of the energy it is not restrictive to assume $\nu_A(x_0) = e_1$.

In order to simplify the notation we write A^+ and A^- instead of $A^+(x_0)$ and $A^-(x_0)$. We can assume that x_0 also satisfies

$$(7.10) \quad \lim_{\rho \rightarrow 0} \int_{Q_\rho(x_0)} |A(x) - I_{A^+, A^-}(x - x_0)| dx = 0.$$

In other words, (7.10) accounts for

$$A^\rho(y) := A(2\rho y + x_0) \rightarrow I_{A^+, A^-} \quad L^1(Q_{\frac{1}{2}}; \mathbb{R}^{2 \times 2}) \quad \text{as } \rho \rightarrow 0.$$

Since $\mu(Q_\rho(x_0)) = \lim_{\varepsilon \rightarrow 0} \mu_\varepsilon(Q_\rho(x_0))$ for a.e. $\rho > 0$ and $A_\varepsilon \chi_{\Omega \setminus B_{\lambda\varepsilon}(S_{A_\varepsilon})} \rightarrow A$, we have that

$$(7.11) \quad \liminf_{\rho \rightarrow 0} \lim_{\varepsilon \rightarrow 0} \left(\int_{Q_\rho(x_0)} |A_\varepsilon \chi_{\Omega \setminus B_{\lambda\varepsilon}(S_{A_\varepsilon})} - A| dx + \frac{|\mu_\varepsilon(Q_\rho(x_0)) - \mu(Q_\rho(x_0))|}{2\rho} \right) = 0.$$

Therefore, we can construct a diagonal sequence ρ_ε such that

$$(7.12) \quad \lim_{\varepsilon \rightarrow 0} \left(\int_{Q_{\rho_\varepsilon}(x_0)} |A_\varepsilon \chi_{\Omega \setminus B_{\lambda\varepsilon}(S_{A_\varepsilon})} - A| dx + \frac{|\mu_\varepsilon(Q_{\rho_\varepsilon}(x_0)) - \mu(Q_{\rho_\varepsilon}(x_0))|}{2\rho_\varepsilon} \right) = 0.$$

Observe that from (7.12) and (7.10) we get

$$(7.13) \quad \lim_{\varepsilon \rightarrow 0} \int_{Q_{\rho_\varepsilon}(x_0)} |A_\varepsilon \chi_{\Omega \setminus B_{\lambda\varepsilon}(S_{A_\varepsilon})}(x) - I_{A^+, A^-}(x - x_0)| dx = 0.$$

This implies that $\tilde{A}_\varepsilon(y) = A_\varepsilon \chi_{\Omega \setminus B_{\lambda\varepsilon}(S_{A_\varepsilon})}(2\rho_\varepsilon y + x_0) \rightarrow I_{A^+, A^-}$ in L^1 . Moreover, from (7.12) and (7.8) we infer

$$\begin{aligned} \lim_{\rho \rightarrow 0} \frac{\mu(Q_\rho(x_0))}{2\rho} &= \lim_{\varepsilon \rightarrow 0} \frac{\mu_\varepsilon(Q_{\rho_\varepsilon}(x_0))}{2\rho_\varepsilon} = \lim_{\varepsilon \rightarrow 0} \frac{F_\varepsilon(A_\varepsilon, Q_{\rho_\varepsilon}(x_0))}{2\rho_\varepsilon} \\ &= \lim_{\varepsilon \rightarrow 0} F_{\varepsilon/2\rho_\varepsilon}(\tilde{A}_\varepsilon, Q_{\frac{1}{2}}) \geq \psi_0(A^-, A^+) = \Phi(A^-, A^+, e_1), \end{aligned}$$

which is (7.9), recalling that we assumed $\nu_A(x_0) = e_1$. So that the proof of the lower bound is complete.

We now show the Γ -limsup inequality: Fix a micro-rotation A . By a density argument (see [3]) we can assume that A is piecewise constant on a finite partition of Ω with polygons. The construction of the recovery sequence is then an immediate consequence of the characterization of the line tension by means of the asymptotic formula. Let

$$A = \sum_{i=1}^N R_i \chi_{E_i},$$

with $R_i \in SO(2)$ and $\{E_i\}$ is a polyhedral partition of Ω . The boundary of the partition is made of segments $\Gamma_{i,j} = \overline{E_i} \cap \overline{E_j} \neq \emptyset$, with $i, j \in \{1, \dots, N\}$, which have normal $\nu_{i,j}$, and that can meet in a finite set of points $\{x_1, \dots, x_L\}$. With this notation we have

$$F_0(A) = \sum_{i,j} \mathcal{H}^1(\Gamma_{i,j}) \Phi(R_i, R_j, \nu_{i,j}).$$

Then, we consider a sequence δ_ε , with $\varepsilon \ll \delta_\varepsilon \ll 1$, and we construct rectangles T_{ij}^ε with one

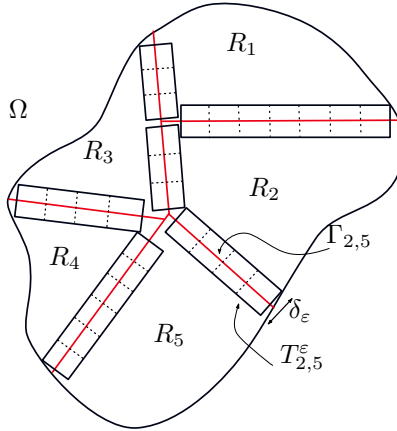


Figure 5. Construction of the field A_ε for the Γ -limsup

side of length δ_ε orthogonal to the segment Γ_{ij} , symmetric with respect to Γ_{ij} (as in Figure 5) and height such that the rectangles T_{ij}^ε are pairwise disjoint and

$$\bigcup_{ij} \Gamma_{ij} \subset \bigcup_{i,j} T_{ij}^\varepsilon \cup \bigcup_{i=1}^L B_{2\delta_\varepsilon}(x_i).$$

Now from (7.2) for each pair i, j we find a field $A_\varepsilon^{i,j}$ such that

$$(7.14) \quad \lim_{\varepsilon \rightarrow 0} \frac{\varepsilon}{2\delta_\varepsilon} F_1(A_\varepsilon^{i,j}, Q_{\frac{\delta_\varepsilon}{\varepsilon}}^{\nu_{ij}}) = \Phi(R_i, R_j, \nu_{ij}),$$

and

$$A_\varepsilon^{i,j} = I_{R_i, R_j, \nu_{ij}} \quad \text{in } \mathbb{R}^2 \setminus Q_{L_\varepsilon^{i,j}}^{\nu_{ij}} \text{ for } L_\varepsilon^{i,j} < \frac{\delta_\varepsilon}{\varepsilon}.$$

Set

$$(7.15) \quad \hat{A}_\varepsilon^{i,j}(x + 2k\delta_\varepsilon\nu_{ij}^\perp) = A_\varepsilon^{i,j}\left(\frac{x}{\varepsilon}\right) \quad \forall x \in \{x \in \mathbb{R}^2 : |x \cdot \nu_{ij}^\perp| \leq \delta_\varepsilon\}, \quad \forall k \in \mathbb{Z}.$$

We then define the field

$$A_\varepsilon(x) = \begin{cases} \hat{A}_\varepsilon^{i,j}(x - p_{ij}) & \text{if } x \in T_{ij}^\varepsilon \\ A(x) & \text{otherwise in } \Omega, \end{cases}$$

where $p_{ij} \in \Gamma_{ij}$ are given points. Note that $T_{ij}^\varepsilon - p_{ij} \subset \{x \in \mathbb{R}^2 : |x \cdot \nu_{ij}^\perp| \leq \delta_\varepsilon\}$. Since each T_{ij}^ε can be covered with N_{ij}^ε disjoint copies of cubes of the type $Q_{\frac{\delta_\varepsilon}{\varepsilon}}^{\nu_{ij}}$ with

$$(7.16) \quad 2N_{ij}^\varepsilon\delta_\varepsilon \rightarrow \mathcal{H}^1(\Gamma_{ij}),$$

when $\varepsilon \rightarrow 0$ (and hence $\delta_\varepsilon \rightarrow 0$). We have that $A_\varepsilon \rightarrow A$ and

$$(7.17) \quad F_\varepsilon(A_\varepsilon, \Omega) \leq \sum_{i,j} N_{ij}^\varepsilon F_\varepsilon(\hat{A}_\varepsilon^{i,j}, Q_{\frac{\delta_\varepsilon}{\varepsilon}}^{\nu_{ij}}) + CM\delta_\varepsilon \leq \sum_{i,j} N_{ij}^\varepsilon \varepsilon F_1(A_\varepsilon^{i,j}, Q_{\frac{\delta_\varepsilon}{\varepsilon}}^{\nu_{ij}}) + CM\delta_\varepsilon,$$

where M is the number of segments Γ_{ij} . Taking the limit as $\varepsilon \rightarrow 0$, and using (7.14) e (7.16) we conclude (7.6).

It remains to show the properties of the energy density Φ . The bound (7.4) is an immediate consequence of Propositions 4.9 (the lower bound) and Proposition 5.2 (the upper bound), together with the fact that $\Phi(R^-, R^+, n) = \psi_\infty(R^- R_n, R^+ R_n)$, for all $R^-, R^+ \in SO(2)$, $n \in \mathbb{S}^1$, and $R_n e_1 = n$. In particular, (7.4) implies that $\Phi(R^-, R^+, n)$ tends to zero with infinite slope when $|R^+ - R^-|$ tends to zero. Finally, since F_0 is a Γ -limit, it is lower semicontinuous with respect to the L^1 convergence. This fact easily implies that Φ is lower semicontinuous and subadditive in the first two entries. \square

Remark 7.4. *Note that the recovery sequence constructed in the proof of the Γ -lim sup inequality converges $L^1(\Omega; \mathbb{R}^{2 \times 2})$ to the limiting configuration A , not only in the topology of the statement (i.e., the convergence of $A_\varepsilon \chi_{\Omega \setminus S_{A_\varepsilon}} \rightarrow A$).*

APPENDIX A. COVERINGS

The following elementary covering Γ argument is used in several steps and we report it here for readers' convenience (see [11]).

Lemma A.1. *Let $S \subset \mathbb{R}^n$ be a compact set, let $\sigma > 0$ and $h \in \mathbb{R}$, $h > 1$. Then there exists a constant $C(h, n) > 0$ (depending only on h and n) such that*

$$|B_{h\sigma}(S)| \leq C(h, n)|B_\sigma(S)|.$$

Proof. Let $\{x_j\}_{j \in J} \subset S$ be a maximal set such that $|x_i - x_j| \geq 2\sigma$ for every $i, j \in J$, $i \neq j$ (maximal for inclusion: for every $x \in S$ there exists $j \in J$ such that $|x_j - x| < 2\sigma$). Note that, since S is bounded, the set J is finite. By construction, for every point in $B_{h\sigma}(S)$ there exists $j \in J$ such that

$$|x - x_j| \leq \text{dist}(x, S) + 2\sigma \leq (h + 2)\sigma,$$

i.e.,

$$B_{h\sigma}(S) \subseteq \bigcup_{j \in J} B_{(h+2)\sigma}(x_j).$$

Then, using the fact that the balls $B_\sigma(x_j) \cap B_\sigma(x_i) = \emptyset$ for every $i, j \in J$, $i \neq j$, we get that

$$\begin{aligned} |B_{h\sigma}(S)| &\leq \sum_{j \in J} |B_{(h+2)\sigma}(x_j)| = (h+2)^n \sum_{j \in J} |B_\sigma(x_j)| \\ &= (h+2)^n \left| \bigcup_{j \in J} B_\sigma(x_j) \right| \leq (h+2)^n |B_\sigma(S)|. \end{aligned}$$

□

Lemma A.2. *Let μ be a measure whose support is contained in the union of balls $\{B_{\rho_i}(x_i)\}_{i \in I}$ with equi-bounded radii $\rho_i \leq r$ for some $r > 0$ for every $i \in I$. Then, there exists a constant $\varepsilon_0 > 0$ with this property: for every $R \geq 2r$ there exists a subfamily $I' \subset I$ such that*

- the balls $\{B_{2R}(x_i)\}_{i \in I'}$ are disjoint,
- $\mu(\bigcup_{i \in I} B_R(x_i)) \geq \varepsilon_0 \mu(\mathbb{R}^n)$.

Proof. Let $\{x_i\}_{i \in J}$ be a maximal set of centers such that $|x_i - x_j| \geq R/2$ for every $i, j \in J$. It then follows that

$$\text{supp}(\mu) \subset \bigcup_{i \in I} B_{\rho_i}(x_i) \subset \bigcup_{i \in J} B_R(x_i).$$

Indeed, if $j \in I \setminus J$, then there exists $i \in J$ such that $x_j \in B_{R/2}(x_i)$ and therefore $B_{\rho_j}(x_j) \subset B_{R/2+\rho_j}(x_i) \subset B_R(x_i)$ (because $\rho_j \leq R/2$).

By the choice of the set J , there exists a dimensional constant $N \in \mathbb{N}$ such that each $x \in \mathbb{R}^n$ belongs to at most $N-1$ balls $B_{4R}(x_i)$ with $i \in J$. In particular, we can find N subfamilies $J_k \subset J$ such that $J = \bigcup_{k=1}^N J_k$ and the balls $\{B_{2R}(x_i)\}_{i \in J_k}$ are disjoint for every k . Therefore, there exists at least one family $I' = J_{\bar{k}}$ such that

$$\mu\left(\bigcup_{i \in I'} B_R(x_i)\right) \geq \frac{1}{N} \mu(\mathbb{R}^n).$$

The lemma is then proved with $\varepsilon_0 = \frac{1}{N}$. □

APPENDIX B. WHITNEY-TYPE EXTENSION LEMMA

In this subsection we prove the extension result which allows to truncate fields A and to deduce an L^∞ bound in Lemma 3.1. This result is contained in [11]. For the reader's convenience we give the details below.

Lemma B.1. *Let $W \subseteq \Omega_0$ be open, $A \in C(\Omega_0; \mathbb{R}^{2 \times 2})$, and assume that there is an open set $U \subseteq W$ such that:*

- (W1) $B_\varepsilon(x) \setminus W \neq \emptyset$ for every $x \in U$,
- (W2) $\text{Curl} A = 0$ in the sense of distributions in $B_{6\varepsilon}(U)$,
- (W3) there exists $M > 0$ such that for all $x \in B_{6\varepsilon}(U) \setminus W$

$$\sup_{r \in (0, \varepsilon)} \int_{B_r(x)} |A| \leq M.$$

Then, there exist a dimensional constant $C > 0$ and a field $\tilde{A} \in C(\Omega_0; \mathbb{R}^{2 \times 2})$, such that

$$(B.1) \quad \text{Curl } \tilde{A} = \text{Curl } A \quad \text{in } \Omega_0,$$

$$(B.2) \quad \{\tilde{A} \neq A\} \subset B_\varepsilon(U),$$

$$(B.3) \quad |\tilde{A}(x)| \leq CM \quad \forall x \in B_\varepsilon(U).$$

Proof. We fix a maximal set of points $\{p_1, \dots, p_N\} \subset U$ satisfying $|p_i - p_j| \geq \varepsilon/4$ for $i \neq j$. Hence,

$$U \subset \bigcup_{\ell=1}^N B_{\frac{\varepsilon}{2}}(p_\ell).$$

Since $\text{Curl } A = 0$ in $B_{6\varepsilon}(U)$, for each ℓ we can find a function $u_\ell \in C^1(B_{6\varepsilon}(p_\ell))$ such that $\nabla u_\ell = A$ in $B_{6\varepsilon}(p_\ell)$. Consider the compact set

$$K = \bigcup_{\ell=1}^N \overline{B_{6\varepsilon}(p_\ell)} \setminus W.$$

From (W3) we have that the maximal function of A is bounded in K by M , and therefore we deduce that $u_\ell|_{B_{6\varepsilon}(p_\ell) \cap K}$ is Lipschitz continuous with constant CM , with $C > 0$ a dimensional constant.

Consider next a Whitney decomposition of W , i.e., a family of dyadic closed cubes with disjoint interior, Q_j such that

$$W = \bigcup_j Q_j \quad \text{and} \quad \frac{1}{3C} \text{dist}(Q_j, W^c) \leq \text{diam}(Q_j) \leq \frac{1}{C} \text{dist}(Q_j, W^c), \quad C > 2.$$

If a cube Q_j intersects $B_{\varepsilon/2}(U)$, then $\text{dist}(Q_j, W^c) < 3\varepsilon/2$ because of condition (W1). As a consequence, for any such cube there exists $z_j \in \partial W$ such that $|z_j - x_{Q_j}| = \text{dist}(x_{Q_j}, W^c)$, where x_{Q_j} is the center of the cube Q_j , and moreover by triangular inequality $|x_{Q_j} - z_j| < 3\varepsilon$. Let $\{\varphi_j\}$ a partition of unity subordinated to the family $\{\hat{Q}_j\}$ where \hat{Q}_j is the dilation of Q_j with fixed center and factor $\frac{5}{4}$, i.e., $\hat{Q}_j = x_{Q_j} + \frac{5}{4}(Q_j - x_{Q_j})$. By the property of the Whitney decomposition $\hat{Q}_j \subset W$. Then for every ℓ we set

$$\tilde{u}_\ell(x) := \begin{cases} \sum_{j: \hat{Q}_j \cap B_{\varepsilon/2}(p_\ell) \neq \emptyset} \varphi_j(x) [u_\ell(z_j) + A(z_j)(x - z_j)] & \text{if } x \in B_{\varepsilon/2}(p_\ell) \cap U, \\ u_\ell(x) & \text{if } x \in B_{\varepsilon/2}(p_\ell) \setminus U. \end{cases}$$

Note that, if $\hat{Q}_j \cap B_{\varepsilon/2}(p_\ell) \neq \emptyset$, then

$$\begin{aligned} |x_{Q_j} - p_\ell| &\leq \frac{\varepsilon}{2} + \frac{\text{diam}(\hat{Q}_j)}{2} = \frac{\varepsilon}{2} + \frac{5 \text{diam}(Q_j)}{8} \leq \frac{\varepsilon}{2} + \frac{5 \text{dist}(Q_j, K)}{8C} \\ &\leq \frac{\varepsilon}{2} + \frac{15\varepsilon}{8C} < \varepsilon. \end{aligned}$$

This implies that

$$|z_j - p_\ell| \leq |z_j - x_{Q_j}| + |x_{Q_j} - p_\ell| < 4\varepsilon.$$

Thus, the definition of \tilde{u}_ℓ is well-posed because $u_\ell(z_j)$ is defined. By Whitney Extension Theorem, \tilde{u}_ℓ is a C^1 extension of $u_\ell|_{B_{\varepsilon/2}(p_\ell) \setminus W}$ in $B_{\varepsilon/2}(p_\ell)$.

If $x \in B_{\varepsilon/2}(p_\ell) \cap B_{\varepsilon/2}(p_m)$, then there exists a constant $c \in \mathbb{R}$ such that $u_\ell = u_m + c$ in $B_{6\varepsilon}(p_\ell) \cap B_{6\varepsilon}(p_m)$ because $\nabla u_\ell = \nabla u_m = A$ in $B_{6\varepsilon}(p_\ell) \cap B_{6\varepsilon}(p_m)$. In this case it is simple to verify that also the gradients of the extensions coincide. Indeed, for every $x \in U$ let \mathcal{I}_x be the

set of indices of squares Q_i such that $\varphi_i(x) \neq 0$ (note that \mathcal{I}_x is made at most of 4 squares); then $\sup_{i \in \mathcal{I}_x} \nabla \varphi_i(x) = 0$ and

$$\begin{aligned} \nabla \tilde{u}_\ell(x) &= \sum_{j: \hat{Q}_j \cap B_{\varepsilon/2}(p_\ell) \neq \emptyset} \varphi_j(x) A(z_j) + \nabla \varphi_j(x) [u_\ell(z_j) + A(z_j)(x - z_j)] \\ &= \sum_{j \in \mathcal{I}_x} \varphi_j(x) A(z_j) + \nabla \varphi_j(x) [u_m(z_j) + c + A(z_j)(x - z_j)] \\ &= \sum_{j: Q_j \cap B_{\varepsilon/2}(p_m) \neq \emptyset} \varphi_j(x) A(z_j) + \nabla \varphi_j(x) [u_m(z_j) + A(z_j)(x - z_j)] \\ &= \nabla \tilde{u}_m(x). \end{aligned}$$

This implies that

$$\tilde{A}(x) := \begin{cases} \nabla \tilde{u}_\ell(x) & \text{if } x \in B_{\varepsilon/2}(p_\ell) \cap \tilde{\Omega}, \quad \ell = 1, \dots, N, \\ A(x) & \text{if } x \in \tilde{\Omega} \setminus \bigcup_\ell B_{\varepsilon/2}(p_\ell), \end{cases}$$

is well-defined. Moreover, by construction $\text{Curl } \tilde{A} = \text{Curl } A = 0$ in $\bigcup_\ell B_{\varepsilon/2}(p_\ell) \cap \tilde{\Omega}$, thus implying (B.1) and (B.2). Moreover, for every $x \in B_{\varepsilon/2}(p_\ell) \cap U$ we have that

$$(B.4) \quad |\nabla \tilde{u}_\ell(x)| \leq \|A\|_{L^\infty(B_\varepsilon(U) \setminus W)} + \left| \sum_{j: \hat{Q}_j \cap B_{\varepsilon/2}(p_\ell) \neq \emptyset} \nabla \varphi_j(x) [u_\ell(z_j) + A(z_j)(x - z_j)] \right|.$$

For $i, j \in \mathcal{I}_x$ such that $\hat{Q}_j \cap \hat{Q}_i \neq \emptyset$ we have that

$$\begin{aligned} |u_\ell(z_j) + A(z_j)(x - z_j) - u_\ell(z_i)| &\leq |u_\ell(z_j) - u_\ell(z_i)| + |A(z_j)(x - z_j)| \\ &\leq CM|z_j - z_i| + C|A(z_j)||x - z_j| \\ &\leq C(M + \|A\|_{L^\infty(B_\varepsilon(p_\ell) \setminus W)}) \text{diam}(Q_j) \quad \forall x \in \hat{Q}_j, \end{aligned}$$

where we used that

$$\begin{aligned} |z_j - z_i| &\leq |z_j - x_{Q_j}| + |x_{Q_j} - x_{Q_i}| + |x_{Q_i} - z_i| \\ &\leq C(\text{diam}(Q_j) + \text{diam}(Q_i)) \leq C \text{diam}(Q_j), \end{aligned}$$

and

$$|x - z_j| \leq \text{diam}(\hat{Q}_j)/2 + |z_j - x_{Q_j}| \leq C \text{diam}(Q_j), \quad \forall x \in \hat{Q}_j,$$

since any two intersecting squares have comparable diameters. Therefore, for every $x \in W \cap B_{\varepsilon/2}(p_\ell)$, let $i \in \mathcal{I}_x$ be fixed and, using that $\sum_{j \in \mathcal{I}_x} \nabla \varphi_j(x) = 0$ because $\sum_{j \in \mathcal{I}_x} \varphi_j = 1$ in a neighborhood of x , we can estimate as follows:

$$\begin{aligned} &\left| \sum_{j \in \mathcal{I}_x} \nabla \varphi_j(x) [u_\ell(z_j) + A(z_j)(x - z_j)] \right| \\ &\leq \left| \sum_{j \in \mathcal{I}_x} \nabla \varphi_j(x) [u_\ell(z_j) + A(z_j)(x - z_j) - u_\ell(z_i)] \right| \\ &\leq \sum_{j \in \mathcal{I}_x} \|\nabla \varphi_j(x)\|_\infty C(M + \|A\|_{L^\infty(B_\varepsilon(U) \setminus W)}) \text{diam}(Q_j) \leq C(M + \|A\|_{L^\infty(B_\varepsilon(U) \setminus W)}). \end{aligned}$$

Joining the two estimate above we conclude that

$$\|\nabla \tilde{u}_\ell\|_{L^\infty(B_{\varepsilon/2}(p_\ell) \cap W)} \leq C(M + \|A\|_{L^\infty(B_\varepsilon(U) \setminus W)}) \leq CM.$$

Therefore, since $u_\ell|_{B_{\varepsilon/2}(p_\ell)\setminus W}$ is CM -Lipschitz, we conclude that the C^1 function \tilde{u}_ℓ is Lipschitz with constant CM and therefore

$$\|\tilde{A}\|_{L^\infty(B_{6\varepsilon}(U)\cap\tilde{\Omega})} \leq CM.$$

□

REFERENCES

- [1] Alberti, G.; Choksi, R.; Otto, F. *Uniform energy distribution for an isoperimetric problem with long-range interactions*. J. Amer. Math. Soc. 22 (2009), no. 2, 569–605.
- [2] Alicandro, R.; De Luca, L.; Garroni, A.; Ponsiglione, M. *Metastability and dynamics of discrete topological singularities in two dimensions: a Γ -convergence approach*. Arch. Ration. Mech. Anal. 214 (2014), no. 1, 269–330.
- [3] Bellettini, G., Chambolle, A., Goldman, M. *The Γ -limit for singularly perturbed functionals of Perona-Malik type in arbitrary dimension* Mathematical Models and Methods in Applied Sciences Vol. 24, No. 6 (2014) 1091–1113
- [4] Conti, S.; Garroni, A. *Sharp rigidity estimates for incompatible fields as a consequence of the Bourgain-Brezis div-curl result*. C. R. Math. Acad. Sci. Paris 359 (2021), 155–160.
- [5] De Luca, L.; Garroni, A.; Ponsiglione, M. *Γ -convergence analysis of systems of edge dislocations: the self energy regime*. Arch. Ration. Mech. Anal. 206 (2012), no. 3, 885–910.
- [6] De Luca, L.; Ponsiglione, M.; Spadaro, E. *Two slope functions minimizing fractional seminorms and applications to misfit dislocations*. Preprint arXiv:2207.04741
- [7] Esedoglu, S. *Grain size distribution under simultaneous grain boundary migration and grain rotation in two dimensions*, Comput. Mater. Sci., 121 (2016), pp. 209–216.
- [8] Garroni, A.; Leoni, G.; Ponsiglione, M. *Gradient theory for plasticity via homogenization of discrete dislocations*. J. Eur. Math. Soc. (JEMS) 12 (2010), no. 5, 1231–1266.
- [9] Giuliani, A.; Theil, F. *Long range order in atomistic models for solids*. J. Eur. Math. Soc. (JEMS) 24 (2022), no. 10, 3505–3555.
- [10] Howe, J. *Interfaces in materials: atomic structure, thermodynamics and kinetics of solid-vapor, solid-liquid and solid-solid interfaces*, Wiley-Interscience (1997)
- [11] Lauteri, G., Luckhaus S. *An Energy Estimate for Dislocation Configurations and the Emergence of Cosserat-Type Structures in Metal Plasticity*, arXiv:1608.06155v2.
- [12] Luckhaus, S.; Mugnai, L. *On a mesoscopic many-body Hamiltonian describing elastic shears and dislocations*. Contin. Mech. Thermodyn. 22 (2010), no. 4, 251–290.
- [13] Müller, S.; Scardia, L.; Zeppieri, C. I. *Geometric rigidity for incompatible fields, and an application to strain-gradient plasticity*. Indiana Univ. Math. J. 63 (2014), no. 5, 1365–1396.
- [14] Ponsiglione, M. *Elastic energy stored in a crystal induced by screw dislocations: from discrete to continuous*. SIAM J. Math. Anal. 39 (2007), no. 2, 449–469.
- [15] Read, W.T.; Shockley, W. *Dislocation models of crystal grain boundaries* (1950) Physical Review, 78 (3), pp. 275 - 289
- [16] Spadaro, E. *Uniform energy and density distribution: diblock copolymers’ functional*. Interfaces and free boundary 11 (3), 447-474.
- [17] Stein, E. M. *Singular integrals and differentiability properties of functions*. Princeton Mathematical Series, No. 30 Princeton University Press, Princeton, N.J. 1970 xiv+290 pp.
- [18] van der Merwe, J. *On the stresses and energies associated with inter-crystalline boundaries*. Proc. Phys. Soc. A 63 (1950), 616–637.

Email address: martino.fortuna@uniroma1.it

Email address: adriana.garroni@uniroma1.it

Email address: emanuele.spadaro@uniroma1.it