

# A FRAMEWORK UNIFYING SOME BIJECTIONS FOR GRAPHS AND ITS CONNECTION TO LAWRENCE POLYTOPES

CHANGXIN DING

ABSTRACT. Let  $G$  be a connected graph. The Jacobian group (also known as the Picard group or sandpile group) of  $G$  is a finite abelian group whose cardinality equals the number of spanning trees of  $G$ . The Jacobian group admits a canonical simply transitive action on the set  $\mathcal{R}(G)$  of cycle-cocycle reversal classes of orientations of  $G$ . Hence one can construct combinatorial bijections between spanning trees of  $G$  and  $\mathcal{R}(G)$  to build connections between spanning trees and the Jacobian group. The BBY bijections and the Bernardi bijections are two important examples. In this paper, we construct a new family of such bijections that includes both. Our bijections depend on a pair of atlases (different from the ones in manifold theory) that abstract and generalize certain common features of the two known bijections. The definitions of these atlases are derived from triangulations and dissections of the Lawrence polytopes associated to  $G$ . The acyclic cycle signatures and cocycle signatures used to define the BBY bijections correspond to regular triangulations. Our bijections can extend to subgraph-orientation correspondences. Most of our results hold for regular matroids. We present our work in the language of fourientations, which are a generalization of orientations.

Key words: sandpile group; cycle-cocycle reversal class; Lawrence polytope; triangulation; dissection; fourientation

## 1. INTRODUCTION

In this introduction, we provide all of the relevant definitions and main results.

**1.1. Overview.** Given a connected graph  $G$ , we build a new family of bijections between the set  $\mathcal{T}(G)$  of spanning trees of  $G$  and the set  $\mathcal{R}(G)$  of equivalence classes of orientations of  $G$  up to cycle and cocycle reversals. The new family of bijections includes the *BBY bijection* (also known as the geometric bijection) constructed by Backman, Baker, and Yuen [3], and the *Bernardi bijection*<sup>1</sup> in [7].

These bijections are closely related to the *Jacobian group* (also known as the *Picard group* or *sandpile group*)  $\text{Jac}(G)$  of  $G$ . The group  $\text{Jac}(G)$  and the set  $\mathcal{T}(G)$  of spanning trees are equinumerous. Recently, many efforts have been devoted to making  $\mathcal{T}(G)$  a *torsor* for  $\text{Jac}(G)$ , i.e., defining a simply transitive action of  $\text{Jac}(G)$  on  $\mathcal{T}(G)$ . In [5], Baker and Wang interpreted the Bernardi bijection as a bijection between  $\mathcal{T}(G)$  and *break divisors*. Since the set of break divisors is a canonical torsor for  $\text{Jac}(G)$ , the Bernardi bijection induces the *Bernardi torsor*. In [24], Yuen defined the geometric bijection between  $\mathcal{T}(G)$  and break divisors of  $G$ . Later, this work was generalized in [3] where Backman, Baker, and Yuen defined the BBY bijection between  $\mathcal{T}(G)$  and the

---

<sup>1</sup>The Bernardi bijection in [7] is a subgraph-orientation correspondence. In this paper, by the Bernardi bijection we always mean its restriction to spanning trees.

cycle-cocycle reversal classes  $\mathcal{R}(G)$ . The set  $\mathcal{R}(G)$  was introduced by Gioan [13] and is known to be a canonical torsor for  $\text{Jac}(G)$  [2, 3]. Hence any bijection between  $\mathcal{T}(G)$  and  $\mathcal{R}(G)$  makes  $\mathcal{T}(G)$  a torsor. From the point of view in [3], replacing break divisors with  $\mathcal{R}(G)$  provides a more general setting. In particular, we may also view the Bernardi bijection as a bijection between  $\mathcal{T}(G)$  and  $\mathcal{R}(G)$  and define the Bernardi torsor.

Our work puts all the above bijections in the same framework. It is surprising because the BBY bijection and the Bernardi bijection rely on totally different parameters. The main ingredients to define the BBY bijection are an *acyclic cycle signature*  $\sigma$  and an *acyclic cocycle signature*  $\sigma^*$  of  $G$ . The BBY bijection sends spanning trees to  $(\sigma, \sigma^*)$ -compatible orientations, which are representatives of  $\mathcal{R}(G)$ . The Bernardi bijection relies on a ribbon structure on the graph  $G$  together with a vertex and an edge as initial data. Although for planar graphs, the Bernardi bijection becomes a special case of the BBY bijection, they are different in general [24, 3]. The main ingredients to define our new bijections are a *triangulating atlas* and a *dissecting atlas* of  $G$ . These atlases (different from the ones in manifold theory) abstract and generalize certain common features of the two known bijections. They are derived from *triangulations* and *dissections* of the *Lawrence polytopes* associated to graphs. The acyclic cycle signatures and cocycle signatures used to define the BBY bijections correspond to *regular triangulations*.

Our bijections extend to subgraph-orientation correspondences. The construction is similar to the one that extends the BBY bijection in [11]. The extended bijections have nice specializations to forests and connected subgraphs.

Our results are also closely related to and motivated by Kálmán's work [17], Kálmán and Tóthmérész's work [18], and Postnikov's work [22] on *root polytopes* of *hypergraphs*, where the hypergraphs specialize to graphs, and the Lawrence polytopes generalize the root polytopes in the case of graphs.

Most of our results hold for *regular matroids* as in [3]. Regular matroids are a well-behaved class of matroids which contains graphic matroids and co-graphic matroids. The paper will be written in the setting of regular matroids.

We present our theory using the language of *fourorientations*, which are a generalization of orientations introduced by Backman and Hopkins [4].

Our paper is organized as follows.

- 1.2 We review some basics of regular matroids.
- 1.3 We introduce fourorientations.
- 1.4 We use fourorientations to build the framework: a pair of atlases and the induced map. We also recall the BBY bijection and the Bernardi bijection as examples.
- 1.5 We define triangulating atlases and dissecting atlases and present our bijections.
- 1.6 We use our theory to study signatures. In particular, we generalize acyclic signatures to triangulating signatures.
- 1.7 We build the connection between the geometry of the Lawrence polytopes and the combinatorics of the regular matroid.
- 1.8 We explain the motivation by showing how our work is related to [3, 18, 22].
  - 2 We prove the results in Section 1.5.
  - 3 We prove the results in Section 1.6.
  - 4 We prove the results in Section 1.7.

**1.2. Notation and terminology: regular matroids.** In this section, we introduce the definition of regular matroids, signed circuits, signed cocircuits, orientations, etc; see also [3] and [11]. We assume that the reader is familiar with the basic theory of matroids; some standard references include [21].

A matrix is called *totally unimodular* if every square submatrix has determinant 0, 1, or  $-1$ . A matroid is called *regular* if it can be represented by a totally unimodular matrix over  $\mathbb{R}$ .

Let  $\mathcal{M}$  be a regular matroid with ground set  $E$ . We call the elements in  $E$  *edges*. Without loss of generality, we may assume  $\mathcal{M}$  is represented by an  $r \times n$  totally unimodular matrix  $M$ , where  $r = \text{rank}(M)$  and  $n = |E|$ . Here we require  $r > 0$  to avoid an empty matrix. For the case  $r = 0$ , most of our results are trivially true.

For any circuit  $C$  of the regular matroid  $\mathcal{M}$ , there are exactly two  $\{0, \pm 1\}$ -vectors in  $\ker_{\mathbb{R}}(M)$  with support  $C$ . We call them *signed circuits* of  $\mathcal{M}$ , typically denoted by  $\vec{C}$ . Dually, for any cocircuit  $C^*$ , there are exactly two  $\{0, \pm 1\}$ -vectors in  $\text{im}_{\mathbb{R}}(M^T)$  with support  $C^*$ . We call them *signed cocircuits* of  $\mathcal{M}$ , typically denoted by  $\vec{C}^*$ . The notions of signed circuit and signed cocircuit are intrinsic to  $\mathcal{M}$ , independent of the choice of  $M$  up to *reorientations*. By a reorientation, we mean multiplying some columns of  $M$  by  $-1$ . For the proofs, see [23]. These signed circuits make  $\mathcal{M}$  an *oriented matroid* [8, Chapter 1.2], so regular matroids are in particular oriented matroids.

It is well known that the *dual matroid*  $\mathcal{M}^*$  of a regular matroid  $\mathcal{M}$  is also regular. There exists a totally unimodular matrix  $M_{(n-r) \times n}^*$  such that the signed circuits and signed cocircuits of  $\mathcal{M}^*$  are the signed cocircuits and signed circuits of  $\mathcal{M}$ , respectively. For the details, see [23]. The matrix  $M^*$  should be viewed as a dual representation of  $M$  in addition to a representation of  $\mathcal{M}^*$ . In particular, if we multiply some columns of  $M$  by  $-1$ , then we should also multiply the corresponding columns of  $M_{(n-r) \times n}^*$  by  $-1$ .

For any edge  $e \in E$ , we define an *arc*  $\vec{e}$  of  $\mathcal{M}$  to be an  $n$ -tuple in the domain  $\mathbb{R}^E$  of  $M$ , where the  $e$ -th entry is 1 or  $-1$  and the other entries are zero. We make the notion of arcs intrinsic to  $\mathcal{M}$  in the following sense. If we multiply the  $e$ -th column of  $M$  by  $-1$ , then an arc  $\vec{e}$  will have the opposite sign with respect to the new matrix, but it is still the same arc of  $\mathcal{M}$ . So, the matrix  $M$  provides us with a reference orientation for  $E$  so that we know for the two opposite arcs associated with one edge which one is labeled by “1”. The signed circuits  $\vec{C}$  and signed cocircuits  $\vec{C}^*$  can be viewed as sets of arcs in a natural way. An *orientation* of  $\mathcal{M}$ , typically denoted by  $\vec{O}$ , is a set of arcs where each edge appears exactly once. It makes sense to write  $\vec{e} \in \vec{C}$ ,  $\vec{C}^* \subseteq \vec{O}$ , etc. In these cases we say the arc  $\vec{e}$  is *in* the signed circuit  $\vec{C}$ , the signed cocircuit  $\vec{C}^*$  is *in* the orientation  $\vec{O}$ , etc.

Now we recall the notion of *circuit-cocircuit reversal (equivalence) classes* of orientations of  $\mathcal{M}$  introduced by Gioan [13, 14]. If  $\vec{C}$  is a signed circuit in an orientation  $\vec{O}$  of  $\mathcal{M}$ , then a *circuit reversal* replaces  $\vec{C}$  with the opposite signed circuit  $-\vec{C}$  in  $\vec{O}$ . The equivalence relation generated by circuit reversals defines the *circuit reversal classes* of orientations of  $\mathcal{M}$ . Similarly, we may define the *cocircuit reversal classes*. The equivalence relation generated by circuit and cocircuit reversals defines the *circuit-cocircuit reversal classes*. We denote by  $[\vec{O}]$  the circuit-cocircuit reversal class containing  $\vec{O}$ . It

is proved in [14] that the number of circuit-cocircuit reversal classes of  $\mathcal{M}$  equals the number of bases of  $\mathcal{M}$ .

Let  $B$  be a basis of  $\mathcal{M}$  and  $e$  be an edge. If  $e \notin B$ , then we call the unique circuit in  $B \cup \{e\}$  the *fundamental circuit* of  $e$  with respect to  $B$ , denoted by  $C(B, e)$ ; if  $e \in B$ , then we call the unique cocircuit in  $(E \setminus B) \cup \{e\}$  the *fundamental cocircuit* of  $e$  with respect to  $B$ , denoted by  $C^*(B, e)$ .

*Graphic matroids* are important examples of regular matroids. Let  $G$  be a connected finite graph with nonempty edge set  $E$ , where *loops* and *multiple edges* are allowed. By fixing a reference orientation of  $G$ , we get an *oriented incidence matrix* of  $G$ . By deleting any row of the matrix, we get a totally unimodular matrix  $M$  of full rank representing the graphic matroid  $\mathcal{M}_G$  associated to  $G$ ; see [21] for details. Then edges, bases, signed circuits, signed cocircuits, arcs, orientations, and circuit-cocircuit reversal classes of  $\mathcal{M}_G$  are edges, spanning trees, directed cycles, directed cocycles (bonds), arcs, orientations, and cycle-cocycle reversal classes of  $G$ , respectively.

**1.3. Notation and terminology: fourientations.** It is convenient to introduce our theory in terms of *fourientations*. Fourientations of graphs are systematically studied by Backman and Hopkins [4]. We will only make use of the basic notions but we define them for regular matroids. A fourientation  $\vec{F}$  of the regular matroid  $\mathcal{M}$  is a subset of the set of all the arcs. Symbolically,  $\vec{F} \subseteq \{\pm \vec{e} : e \in E\}$ . Intuitively, a fourientation is a choice for each edge of  $\mathcal{M}$  whether to make it *one-way oriented*, leave it *unoriented*, or *biorient* it. We denote by  $-\vec{F}$  the fourientation obtained by reversing all the arcs in  $\vec{F}$ . In particular, the bioriented edges remain bioriented. We denote by  $\vec{F}^c$  the set complement of  $\vec{F}$ , which is also a fourientation. Sometimes we use the notation  $-\vec{F}^c$ , which switches the unoriented edges and the bioriented edges in  $\vec{F}$ . See Figure 1 for examples of fourientations.

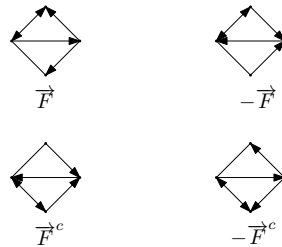


FIGURE 1. Examples of fourientations

A *potential circuit* of a fourientation  $\vec{F}$  is a signed circuit  $\vec{C}$  such that  $\vec{C} \subseteq \vec{F}$ . A *potential cocircuit* of a fourientation  $\vec{F}$  is a signed cocircuit  $\vec{C}^*$  such that  $\vec{C}^* \subseteq -\vec{F}^c$ .

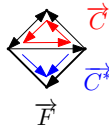


FIGURE 2. A potential circuit and a potential cocircuit of  $\vec{F}$

1.4. **New framework: a pair of atlases  $(\mathcal{A}, \mathcal{A}^*)$  and the induced map  $f_{\mathcal{A}, \mathcal{A}^*}$ .** The BBY bijection studied in [3] relies upon a pair consisting of an acyclic circuit signature and an acyclic cocircuit signature. We will generalize this work by building a new framework where the signatures are replaced by *atlases* and the BBY bijection is replaced by a map  $f_{\mathcal{A}, \mathcal{A}^*}$ . This subsection will introduce these new terminologies.

**Definition 1.1.** Let  $B$  be a basis of  $\mathcal{M}$ .

- (1) We call the edges in  $B$  *internal* and the edges not in  $B$  *external*.
- (2) An *externally oriented basis*  $\vec{B}$  is a fourientation where all the internal edges are bioriented and all the external edges are one-way oriented.
- (3) An *internally oriented basis*  $\vec{B}^*$  is a fourientation where all the external edges are bioriented and all the internal edges are one-way oriented.
- (4) An *external atlas*  $\mathcal{A}$  of  $\mathcal{M}$  is a collection of externally oriented bases  $\vec{B}$  such that each basis of  $\mathcal{M}$  appears exactly once.
- (5) An *internal atlas*  $\mathcal{A}^*$  of  $\mathcal{M}$  is a collection of internally oriented bases  $\vec{B}^*$  such that each basis of  $\mathcal{M}$  appears exactly once.

See Figure 3 for an example.

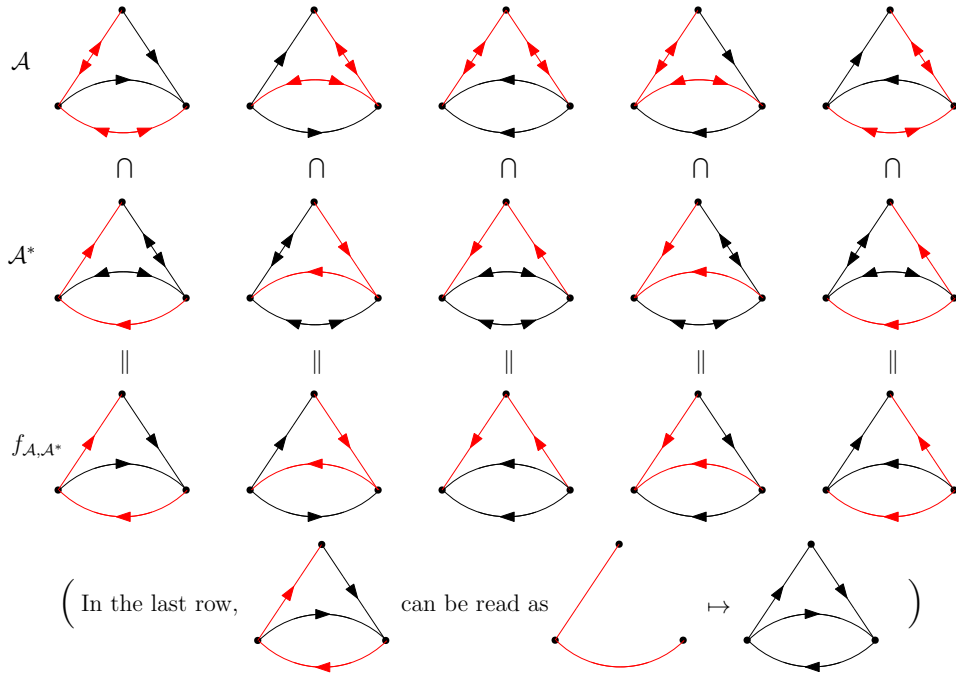


FIGURE 3. An example for Definition 1.1 and 1.2. The graph consists of 3 vertices and 4 edges. The bases (spanning trees) of the graph are in red.

Given an external atlas  $\mathcal{A}$  (resp. internal atlas  $\mathcal{A}^*$ ) and a basis  $B$ , by  $\vec{B}$  (resp.  $\vec{B}^*$ ) we always mean the oriented basis in the atlas although the notation does not refer to the atlas.

**Definition 1.2.** For a pair of atlases  $(\mathcal{A}, \mathcal{A}^*)$ , we define the following map

$$f_{\mathcal{A}, \mathcal{A}^*} : \{\text{bases of } \mathcal{M}\} \rightarrow \{\text{orientations of } \mathcal{M}\}$$

$$B \mapsto \vec{B} \cap \vec{B}^* \quad (\text{where } \vec{B} \in \mathcal{A}, \vec{B}^* \in \mathcal{A}^*).$$

We remark that, in the other direction, for any map  $f$  from bases to orientations, there exists a unique pair of atlases  $(\mathcal{A}, \mathcal{A}^*)$  such that  $f = f_{\mathcal{A}, \mathcal{A}^*}$ . So, the pair of atlases merely lets us view the map  $f$  from a different perspective. However, from the main results of this paper, one will see why this new perspective interests us.

In the forthcoming Example 1.4 and Example 1.5, we will put the BBY bijection and the Bernardi bijection in our framework. Before that, we recall the definitions of circuit signatures and cocircuit signatures introduced in [3].

**Definition 1.3.** Let  $\mathcal{M}$  be a regular matroid.

- (1) A *circuit signature*  $\sigma$  of  $\mathcal{M}$  is the choice of a direction for each circuit of  $\mathcal{M}$ . For each circuit  $C$ , we denote by  $\sigma(C)$  the signed circuit we choose for  $C$ . By abuse of notation, we also view  $\sigma$  as the set of the signed circuits chosen by  $\sigma$ .
- (2) The circuit signature  $\sigma$  is said to be *acyclic* if whenever  $a_C$  are nonnegative reals with  $\sum_C a_C \sigma(C) = 0$  in  $\mathbb{R}^E$  we have  $a_C = 0$  for all  $C$ , where the sum is over all circuits of  $\mathcal{M}$ .
- (3) Cocircuit signatures  $\sigma^*$  and acyclic cocircuit signatures are defined similarly.

**Example 1.4** (Atlases  $\mathcal{A}_\sigma, \mathcal{A}_{\sigma^*}$  and the BBY map (bijection)). Let  $\sigma$  be a circuit signature of  $\mathcal{M}$ . We may construct an external atlas  $\mathcal{A}_\sigma$  from  $\sigma$  such that for each externally oriented basis  $\vec{B} \in \mathcal{A}_\sigma$ , each external arc  $\vec{e} \in \vec{B}$  is oriented according to the signed fundamental circuit  $\sigma(C(B, e))$ . Similarly, we may construct an internal atlas  $\mathcal{A}_{\sigma^*}$  from any cocircuit signature  $\sigma^*$  such that for each internally oriented basis  $\vec{B}^* \in \mathcal{A}_{\sigma^*}$ , each internal arc  $\vec{e} \in \vec{B}^*$  is oriented according to the signed fundamental cocircuit  $\sigma^*(C^*(B, e))$ . Then when the two signatures are acyclic, the map  $f_{\mathcal{A}_\sigma, \mathcal{A}_{\sigma^*}}$  is exactly the BBY map defined in [3].

**Example 1.5** (Atlases  $\mathcal{A}_B, \mathcal{A}_q^*$  and the Bernardi map (bijection)). The Bernardi bijection is defined for a connected graph  $G$  equipped with a *ribbon structure* and with initial data  $(q, e)$ , where  $q$  is a vertex and  $e$  is an edge incident to the vertex; see [7] for details or see [5] for a nice introduction. Here we use an example (Figure 4) to recall the construction of the bijection in the atlas language. The Bernardi bijection is a map from spanning trees to certain orientations. The construction makes use of the *Bernardi tour* which starts with  $(q, e)$  and goes around a given tree  $B$  according to the ribbon structure. We may construct an external atlas  $\mathcal{A}_B$  of  $\mathcal{M}_G$  as follows. Observe that the Bernardi tour cuts each external edge twice. We orient each external edge toward the first-cut endpoint, biorient all the internal edges of  $B$ , and hence get an externally oriented basis  $\vec{B}$ . All such externally oriented bases form the atlas  $\mathcal{A}_B$ .

The internal atlas  $\mathcal{A}_q^*$  of  $\mathcal{M}_G$  is constructed as follows. For any tree  $B$ , we orient each internal edge away from  $q$ , biorient external edges, and hence get  $\vec{B}^* \in \mathcal{A}_q^*$ . We remark that  $\mathcal{A}_q^*$  is a special case of  $\mathcal{A}_{\sigma^*}$ , where  $\sigma^*$  is an acyclic cocycle signature [25, Example 5.1.5].

The map  $f_{\mathcal{A}_B, \mathcal{A}_q^*}$  is exactly the Bernardi map.

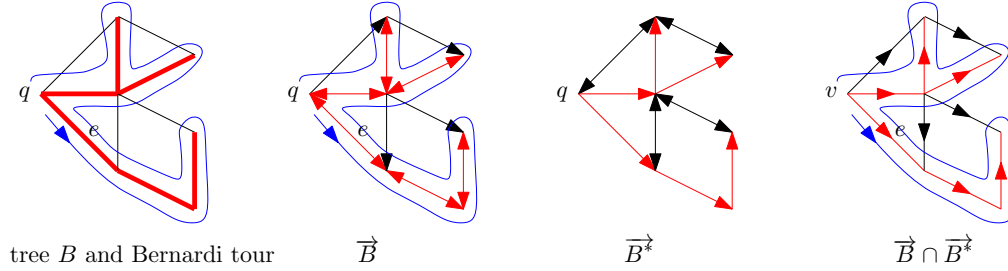


FIGURE 4. An example for the Bernardi map. The tree  $B$  is in red.

**1.5. Bijections and the two atlases.** We will see in this subsection that the map  $f_{\mathcal{A}, \mathcal{A}^*}$  induces a bijection between bases of  $\mathcal{M}$  and circuit-cocircuit reversal classes of  $\mathcal{M}$  when the two atlases satisfy certain conditions which we call *dissecting* and *triangulating*. Furthermore, we will extend the bijection as in [11].

The following definitions play a central role in our paper. Although the definitions are combinatorial, they were derived from Lawrence polytopes; see Section 1.7.

**Definition 1.6.** Let  $\mathcal{A}$  be an external atlas and  $\mathcal{A}^*$  be an internal atlas of  $\mathcal{M}$ .

- (1) We call  $\mathcal{A}$  *dissecting* if for any two distinct bases  $B_1$  and  $B_2$ , the fourientation  $\vec{B}_1 \cap (-\vec{B}_2)$  has a potential cocircuit.
- (2) We call  $\mathcal{A}$  *triangulating* if for any two distinct bases  $B_1$  and  $B_2$ , the fourientation  $\vec{B}_1 \cap (-\vec{B}_2)$  has no potential circuit.
- (3) We call  $\mathcal{A}^*$  *dissecting* if for any two distinct bases  $B_1$  and  $B_2$ , the fourientation  $(\vec{B}_1^* \cap (-\vec{B}_2^*))^c$  has a potential circuit.
- (4) We call  $\mathcal{A}^*$  *triangulating* if for any two distinct bases  $B_1$  and  $B_2$ , the fourientation  $(\vec{B}_1^* \cap (-\vec{B}_2^*))^c$  has no potential cocircuit.

**Remark 1.7.** Being triangulating is stronger than being dissecting due to Lemma 2.3.

Now we are ready to present the first main result in this paper.

**Theorem 1.8.** Given a pair of dissecting atlases  $(\mathcal{A}, \mathcal{A}^*)$  of a regular matroid  $\mathcal{M}$ , if at least one of the atlases is triangulating, then the map

$$\begin{aligned} \bar{f}_{\mathcal{A}, \mathcal{A}^*} : \{\text{bases of } \mathcal{M}\} &\rightarrow \{\text{circuit-cocircuit reversal classes of } \mathcal{M}\} \\ B &\mapsto [\vec{B} \cap \vec{B}^*] \end{aligned}$$

is bijective, where  $[\vec{B} \cap \vec{B}^*]$  denotes the circuit-cocircuit reversal class containing the orientation  $\vec{B} \cap \vec{B}^*$ .

**Example 1.9** (Example 1.4 continued). One of the main results in [3] is that the BBY map induces a bijection between bases and circuit-cocircuit reversal classes. We will see that both  $\mathcal{A}_\sigma$  and  $\mathcal{A}_{\sigma^*}^*$  are triangulating (Lemma 3.4). Thus Theorem 1.8 recovers this result.

**Example 1.10** (Example 1.5 continued). Theorem 1.8 also recovers the bijectivity of the Bernardi map for trees in [7]. In [7], it is proved that the Bernardi map is a bijection between spanning trees and the  $q$ -connected outdegree sequences. Baker and Wang [5] observed that the  $q$ -connected outdegree sequences are essentially the same as the break divisors. Later in [3], the break divisors are equivalently replaced by cycle-cocycle reversal classes. We will see that the external atlas  $\mathcal{A}_B$  is dissecting (Lemma 3.15). The internal atlas  $\mathcal{A}_q^*$  is triangulating because it equals  $\mathcal{A}_{\sigma^*}^*$  for some acyclic signature  $\sigma^*$ . Hence the theorem applies.

**Example 1.11.** In Theorem 1.8, if we only assume that the pair of atlases is dissecting, then the map  $\bar{f}_{\mathcal{A},\mathcal{A}^*}$  is not necessarily bijective. For example, in Figure 3, one can check that the two atlases are dissecting but not triangulating. The two leftmost orientations (in the third row) are in the same circuit-cocircuit reversal class.

In [11], the BBY bijection is extended to a bijection  $\varphi$  between subsets of  $E$  and orientations of  $\mathcal{M}$  in a canonical way. We also generalize this work by extending  $f_{\mathcal{A},\mathcal{A}^*}$  to  $\varphi_{\mathcal{A},\mathcal{A}^*}$ .

**Definition 1.12** (The map  $\varphi_{\mathcal{A},\mathcal{A}^*}$ ). We will define a map  $\varphi_{\mathcal{A},\mathcal{A}^*}$  from orientations to subgraphs such that  $\varphi_{\mathcal{A},\mathcal{A}^*} \circ f_{\mathcal{A},\mathcal{A}^*}$  is the identity map, and hence  $\varphi_{\mathcal{A},\mathcal{A}^*}$  extends  $f_{\mathcal{A},\mathcal{A}^*}^{-1}$ . We start with an orientation  $\vec{\mathcal{O}}$ . By Theorem 1.8, we get a basis  $B = \bar{f}_{\mathcal{A},\mathcal{A}^*}^{-1}([\vec{\mathcal{O}}])$ . Since  $\vec{\mathcal{O}}$  and  $f_{\mathcal{A},\mathcal{A}^*}(B)$  are in the same circuit-cocircuit reversal class, one can obtain one of them by reversing disjoint signed circuits  $\{\vec{C}_i\}_{i \in I}$  and cocircuits  $\{\vec{C}_j^*\}_{j \in J}$  in the other (see Lemma 2.7). Define  $\varphi_{\mathcal{A},\mathcal{A}^*}(\vec{\mathcal{O}}) = (B \cup \biguplus_{i \in I} C_i) \setminus \biguplus_{j \in J} C_j^*$ .

The amazing fact here is that  $\varphi_{\mathcal{A},\mathcal{A}^*}$  is a bijection, and it has two nice specializations besides  $f_{\mathcal{A},\mathcal{A}^*}^{-1}$ .

**Theorem 1.13.** Fix a pair of dissecting atlases  $(\mathcal{A}, \mathcal{A}^*)$  of  $\mathcal{M}$  with ground set  $E$ . Suppose at least one of the atlases is triangulating.

(1) The map

$$\begin{aligned} \varphi_{\mathcal{A},\mathcal{A}^*} : \{\text{orientations of } \mathcal{M}\} &\rightarrow \{\text{subsets of } E\} \\ \vec{\mathcal{O}} &\mapsto (B \cup \biguplus_{i \in I} C_i) \setminus \biguplus_{j \in J} C_j^* \end{aligned}$$

is a bijection, where  $B$  is the unique basis such that  $f_{\mathcal{A},\mathcal{A}^*}(B) \in [\vec{\mathcal{O}}]$ , and the orientations  $f_{\mathcal{A},\mathcal{A}^*}(B)$  and  $\vec{\mathcal{O}}$  differ by disjoint signed circuits  $\{\vec{C}_i\}_{i \in I}$  and cocircuits  $\{\vec{C}_j^*\}_{j \in J}$ .

(2) The image of the independent sets of  $\mathcal{M}$  under the bijection  $\varphi_{\mathcal{A},\mathcal{A}^*}$  is a representative set of the circuit reversal classes of  $\mathcal{M}$ .

(3) The image of the spanning sets of  $\mathcal{M}$  under the bijection  $\varphi_{\mathcal{A},\mathcal{A}^*}^{-1}$  is a representative set of the cocircuit reversal classes of  $\mathcal{M}$ .

**Remark 1.14.** We can apply Theorem 1.13 to extend and generalize the Bernardi bijection; see Corollary 3.16 for a formal statement. In [7], the Bernardi bijection is also extended to a subgraph-orientation correspondence. However, Bernardi's extension is different from the bijection  $\varphi_{\mathcal{A}_B, \mathcal{A}_q^*}$  in Theorem 1.13 in general.



**1.6. Signatures and the two atlases.** In Section 1.5, we have seen that acyclic signatures  $\sigma$  and  $\sigma^*$  induce triangulating atlases  $\mathcal{A}_\sigma$  and  $\mathcal{A}_{\sigma^*}$ , respectively, and hence we may apply our main theorems to the BBY bijection. In this section, we will define a new class of signatures, called *triangulating signatures*, which are in one-to-one correspondence with triangulating atlases and generalize acyclic signatures. Note that in [3], the BBY map is proved to be bijective onto  $(\sigma, \sigma^*)$ -compatible orientations, which are representatives of the circuit-cocircuit reversal classes. We will also generalize this result. In particular, we will reformulate Theorem 1.8 and Theorem 1.13 in terms of the signatures and the compatible orientations (for triangulating atlases).

Recall in Example 1.4 that from signatures  $\sigma$  and  $\sigma^*$ , we may construct atlases  $\mathcal{A}_\sigma$  and  $\mathcal{A}_{\sigma^*}$ . It is natural to ask: (1) Which signatures induce triangulating atlases? (2) Is any triangulating atlas induced by a signature?

The following definition and theorem answer these two questions.

**Definition 1.15.** (1) A circuit signature  $\sigma$  is said to be *triangulating* if for any  $\vec{B} \in \mathcal{A}_\sigma$  and any signed circuit  $\vec{C} \subseteq \vec{B}$ ,  $\vec{C}$  is in the signature  $\sigma$ .  
 (2) A cocircuit signature  $\sigma^*$  is said to be *triangulating* if for any  $\vec{B}^* \in \mathcal{A}_{\sigma^*}$  and any signed cocircuit  $\vec{C}^* \subseteq \vec{B}^*$ ,  $\vec{C}^*$  is in the signature  $\sigma^*$ .

**Remark 1.16.** In an atlas-free manner, the definition of triangulating circuit signatures is as follows: a circuit signature  $\sigma$  is said to be triangulating if for any basis  $B$ , any signed circuit that is the sum of signed fundamental circuits (for  $B$ ) in  $\sigma$  is also in  $\sigma$  (see Lemma 3.3). A similar definition works for the cocircuit signatures.

**Theorem 1.17.** The maps

$$\begin{aligned} \alpha : \{\text{triangulating circuit sig. of } \mathcal{M}\} &\rightarrow \{\text{triangulating external atlases of } \mathcal{M}\} \\ \sigma &\mapsto \mathcal{A}_\sigma \end{aligned}$$

and

$$\begin{aligned} \alpha^* : \{\text{triangulating cocircuit sig. of } \mathcal{M}\} &\rightarrow \{\text{triangulating internal atlases of } \mathcal{M}\} \\ \sigma^* &\mapsto \mathcal{A}_{\sigma^*} \end{aligned}$$

are bijections.

**Remark 1.18.** For a dissecting external atlas  $\mathcal{A}$ , it is possible for there to be no circuit signature  $\sigma$  such that  $\mathcal{A}_\sigma = \mathcal{A}$ . Consider the example in Figure 3. The two parallel edges form a circuit  $C$ . If we have  $\mathcal{A}_\sigma = \mathcal{A}$  for some circuit signature  $\sigma$ , then  $\sigma(C)$  is both clockwise and counterclockwise due to the leftmost externally oriented basis and the rightmost externally oriented basis, respectively.

**Remark 1.19.** Acyclic signatures are all triangulating; see Lemma 3.4. There exists a triangulating signature that is not acyclic; see Proposition 3.14.

A nice thing about the acyclic signatures is that the associated compatible orientations (defined below) form representatives of orientation classes (proved in [3]). The triangulating signatures also have this property; see the proposition below.

**Definition 1.20.** Let  $\mathcal{M}$  be a regular matroid,  $\sigma$  be a circuit signature,  $\sigma^*$  be a cocircuit signature, and  $\vec{O}$  be an orientation of  $\mathcal{M}$

- (1) The orientation  $\vec{O}$  is said to be  $\sigma$ -compatible if any signed circuit in the orientation is in  $\sigma$ .
- (2) The orientation  $\vec{O}$  is said to be  $\sigma^*$ -compatible if any signed cocircuit in the orientation is in  $\sigma^*$ .
- (3) The orientation  $\vec{O}$  is said to be  $(\sigma, \sigma^*)$ -compatible if it is both  $\sigma$ -compatible and  $\sigma^*$ -compatible.

**Proposition 1.21.** Suppose  $\sigma$  and  $\sigma^*$  are *triangulating* signatures.

- (1) The set of  $(\sigma, \sigma^*)$ -compatible orientations is a representative set of the circuit-cocircuit reversal classes of  $\mathcal{M}$ .
- (2) The set of  $\sigma$ -compatible orientations is a representative set of the circuit reversal classes of  $\mathcal{M}$ .
- (3) The set of  $\sigma^*$ -compatible orientations is a representative set of the cocircuit reversal classes of  $\mathcal{M}$ .

To reformulate Theorem 1.8 and Theorem 1.13 in terms of signatures and compatible orientations, we write

$$\text{BBY}_{\sigma, \sigma^*} = f_{\mathcal{A}_\sigma, \mathcal{A}_{\sigma^*}} \text{ and } \varphi_{\sigma, \sigma^*} = \varphi_{\mathcal{A}_\sigma, \mathcal{A}_{\sigma^*}}.$$

They are exactly the BBY bijection in [3] and the extended BBY bijection in [11] when the two signatures are acyclic. By the two theorems and a bit of extra work, we have the following theorems, which generalize the work in [3] and [11], respectively.

**Theorem 1.22.** Suppose  $\sigma$  and  $\sigma^*$  are *triangulating* signatures of a regular matroid  $\mathcal{M}$ . The map  $\text{BBY}_{\sigma, \sigma^*}$  is a bijection between the bases of  $\mathcal{M}$  and the  $(\sigma, \sigma^*)$ -compatible orientations of  $\mathcal{M}$ .

**Theorem 1.23.** Suppose  $\sigma$  and  $\sigma^*$  are *triangulating* signatures of a regular matroid  $\mathcal{M}$  with ground set  $E$ .

- (1) The map

$$\begin{aligned} \varphi_{\sigma, \sigma^*} : \{\text{orientations of } \mathcal{M}\} &\rightarrow \{\text{subsets of } E\} \\ \vec{O} &\mapsto (\text{BBY}_{\sigma, \sigma^*}^{-1}(\vec{O}^{c\vec{p}}) \cup \bigsqcup_{i \in I} C_i) \setminus \bigsqcup_{j \in J} C_j^* \end{aligned}$$

is a bijection, where  $\vec{O}^{c\vec{p}}$  the (unique)  $(\sigma, \sigma^*)$ -compatible orientation obtained by reversing disjoint signed circuits  $\{\vec{C}_i\}_{i \in I}$  and signed cocircuits  $\{\vec{C}_j^*\}_{j \in J}$  in  $\vec{O}$ .

- (2) The map  $\varphi_{\sigma, \sigma^*}$  specializes to the bijection

$$\begin{aligned} \varphi_{\sigma, \sigma^*} : \{\sigma\text{-compatible orientations}\} &\rightarrow \{\text{independent sets}\} \\ \vec{O} &\mapsto \text{BBY}_{\sigma, \sigma^*}^{-1}(\vec{O}^{c\vec{p}}) \setminus \bigsqcup_{j \in J} C_j^*. \end{aligned}$$

- (3) The map  $\varphi_{\sigma, \sigma^*}$  specializes to the bijection

$$\begin{aligned} \varphi_{\sigma, \sigma^*} : \{\sigma^*\text{-compatible orientations}\} &\rightarrow \{\text{spanning sets}\} \\ \vec{O} &\mapsto \text{BBY}_{\sigma, \sigma^*}^{-1}(\vec{O}^{c\vec{p}}) \cup \bigsqcup_{i \in I} C_i. \end{aligned}$$

The definition of triangulating signatures is somewhat indirect. However, in the case of *graphs*, we have the following nice description for the triangulating *cycle* signatures, the proof of which is due to Gleb Nenashev. We do not know whether a similar statement holds for regular matroids.

**Theorem 1.24.** A *cycle* signature  $\sigma$  of a *graph*  $G$  is triangulating if and only if for any three directed cycles in  $\sigma$ , their sum (as vectors in  $\mathbb{Z}^E$ ) is not zero.

**1.7. Lawrence polytopes and the two atlases.** In this subsection, we will introduce a pair of *Lawrence polytopes*  $\mathcal{P}$  and  $\mathcal{P}^*$  associated to a regular matroid  $\mathcal{M}$ . We will see that dissections and triangulations of the Lawrence polytopes correspond to the dissecting atlases and triangulating atlases, respectively, which is actually how we derived Definition 1.6. We will also see that regular triangulations correspond to acyclic signatures.

Readers can find some information on Lawrence polytopes in the paper [6] and the books [8, 26]. The Lawrence polytopes defined for regular matroids in this paper were rediscovered by the author in attempts to define a dual object to the root polytope studied in [22]; see Section 1.8 for details.

Recall that  $M_{r \times n}$  is a totally unimodular matrix representing  $\mathcal{M}$ .

**Definition 1.25.** (1) We call

$$\begin{pmatrix} M_{r \times n} & \mathbf{0} \\ I_{n \times n} & I_{n \times n} \end{pmatrix}$$

the *Lawrence matrix*, where  $I_{n \times n}$  is the identity matrix. The columns of the Lawrence matrix are denoted by  $P_1, \dots, P_n, P_{-1}, \dots, P_{-n} \in \mathbb{R}^{n+r}$  in order.

- (2) The *Lawrence polytope*  $\mathcal{P} \subseteq \mathbb{R}^{n+r}$  of  $\mathcal{M}$  is the convex hull of the points  $P_1, \dots, P_n, P_{-1}, \dots, P_{-n}$ .
- (3) If we replace the matrix  $M$  in (1) with  $M_{(n-r) \times n}^*$  (see Section 1.2), then we get the Lawrence polytope  $\mathcal{P}^* \subseteq \mathbb{R}^{2n-r}$ . We use the labels  $P_i^*$  for the points generating  $\mathcal{P}^*$ .
- (4) We further assume that  $\mathcal{M}$  is loopless when defining  $\mathcal{P}$  and that  $\mathcal{M}$  is coloopless when defining  $\mathcal{P}^*$ , to avoid duplicate columns of the Lawrence matrix.

**Remark 1.26.** We only need the assumption in (4) for the geometric results in this subsection. In particular, we do not need the assumption for atlases. One can use “point configurations” [10] to replace polytopes so that the assumption is unnecessary.

**Remark 1.27.** Our definition of the Lawrence polytope certainly depends on the matrix we choose. We still say the Lawrence polytope  $\mathcal{P}$  (or  $\mathcal{P}^*$ ) of  $\mathcal{M}$  for the following two reasons. First, if we fix a total order on the ground set  $E$  and fix a reference orientation, then the matrix  $M$  is unique up to a multiplication of a matrix in  $\text{SL}(r, \mathbb{Z})$  on the left; see [23]. Hence the resulting Lawrence polytope is also unique in a similar sense. Second, our results involving the Lawrence polytope do not depend on the choice of  $M$ .

We introduce some basic notions in discrete geometry.

**Definition 1.28.** A *simplex*  $S$  is the convex hull of some affinely independent points. A *face* of  $S$  is a simplex generated by a subset of these points, which could be  $S$  or  $\emptyset$ .

**Definition 1.29.** Let  $\mathcal{P}$  be a polytope of dimension  $d$ .

- (1) If  $d + 1$  of the vertices of  $\mathcal{P}$  form a  $d$ -dimensional simplex, we call such a simplex a *maximal simplex* of  $\mathcal{P}$ .
- (2) A *dissection* of  $\mathcal{P}$  is a collection of maximal simplices of  $\mathcal{P}$  such that
  - (I) the union is  $\mathcal{P}$ , and
  - (II) the relative interiors of any two distinct maximal simplices in the collection are disjoint.
- (3) If we replace the condition (II) in (2) with the condition (III) that any two distinct maximal simplices in the collection intersect in a common face (which could be empty), then we get a *triangulation*. (See Figure 5.)

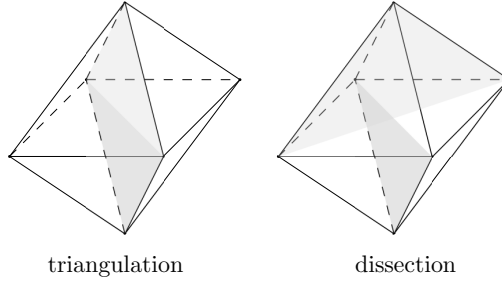


FIGURE 5. A triangulation and a dissection of an octahedron

The next two theorems build the connection between the geometry of the Lawrence polytopes and the combinatorics of the regular matroid. To state them, we need to label the  $2|E|$  arcs of  $\mathcal{M}$ . Recall that given the matrix  $M$ , the arcs of  $\mathcal{M}$  are the standard unit vectors and their opposites. We denote them by  $\vec{e}_1, \dots, \vec{e}_n$  and  $\vec{e}_{-1}, \dots, \vec{e}_{-n}$ . In particular,  $\vec{e}_i = -\vec{e}_{-i}$ .

**Theorem 1.30.** We have the following threefold bijections, all of which are denoted by  $\chi$ . (It should be clear from the context which one we are referring to when we use  $\chi$ .)

- (1) The Lawrence polytope  $\mathcal{P} \subseteq \mathbb{R}^{n+r}$  is an  $(n + r - 1)$ -dimensional polytope whose vertices are exactly the points  $P_1, \dots, P_n, P_{-1}, \dots, P_{-n}$ . Hence we may define a bijection

$$\begin{aligned} \chi : \{\text{vertices of } \mathcal{P}\} &\rightarrow \{\text{arcs of } \mathcal{M}\} \\ P_i &\mapsto \vec{e}_i \end{aligned}$$

- (2) The map  $\chi$  in (1) induces a bijection

$$\begin{aligned} \chi : \{\text{maximal simplices of } \mathcal{P}\} &\rightarrow \{\text{externally oriented bases of } \mathcal{M}\} \\ \text{a maximal simplex} & \\ \text{with vertices } \{P_i : i \in I\} &\mapsto \text{the fourientation } \{\chi(P_i) : i \in I\}. \end{aligned}$$

- (3) The map  $\chi$  in (2) induces two bijections

$$\begin{aligned} \chi : \{\text{triangulations of } \mathcal{P}\} &\rightarrow \{\text{triangulating external atlases of } \mathcal{M}\} \\ \text{a triangulation with} & \\ \text{maximal simplices } \{S_j : j \in J\} &\mapsto \text{the external atlas } \{\chi(S_j) : j \in J\}, \end{aligned}$$

and

$\chi : \{\text{dissections of } \mathcal{P}\} \rightarrow \{\text{dissecting external atlases of } \mathcal{M}\}$   
 a dissection with  
 maximal simplices  $\{S_j : j \in J\} \mapsto$  the external atlas  $\{\chi(S_j) : j \in J\}$ .

- (4) In (1), (2) and (3), if we replace the Lawrence polytope  $\mathcal{P}$  with  $\mathcal{P}^*$ , the points  $P_i$  with  $P_i^*$ ,  $\chi$  with  $\chi^*$ , and every word “external” with “internal”, then the statement also holds.

Recall that the map  $\alpha : \sigma \mapsto \mathcal{A}_\sigma$  is a bijection between triangulating circuit signatures and triangulating external atlases of  $\mathcal{M}$ . See Section 4.4 for the definition of regular triangulations.

**Theorem 1.31.** The restriction of the bijection  $\chi^{-1} \circ \alpha$  to the set of acyclic circuit signatures of  $\mathcal{M}$  is bijective onto the set of regular triangulations of  $\mathcal{P}$ . In other words, a circuit signature  $\sigma$  is acyclic if and only if the triangulation  $\chi^{-1}(\mathcal{A}_\sigma)$  is regular. Dually, the restriction of the bijection  $(\chi^*)^{-1} \circ \alpha^*$  to the set of acyclic cocircuit signatures of  $\mathcal{M}$  is bijective onto the set of regular triangulations of  $\mathcal{P}^*$ .

We conclude this subsection with Table 1.

types of dissections of Lawrence polytope $\mathcal{P}$	dissection	triangulation	regular triangulation
types of external atlas $\mathcal{A}$	dissecting	triangulating	(no good description)
types of cycle signature $\sigma$	(may not exist)	triangulating	acyclic

TABLE 1. A summary of the correspondences among dissections of Lawrence polytopes, atlases, and signatures via  $\alpha$  and  $\chi$ . We omit the dual part.

**1.8. Motivation and root polytopes.** We explain how our work is motivated by and related to the work [17], [18], and [22] on *root polytopes of hypergraphs* and the work [3] on the BBY bijections.

The story began with a question by O. Bernardi when he was my advisor. He asked whether the bijection in [22, Theorem 12.9] is a BBY bijection. We now explain this question.

Let  $G = (V, E)$  be a connected graph without loops, where  $V = \{v_i : i \in I\}$  is the vertex set and  $E = \{e_j : j \in J\}$  is the edge set. By adding a vertex to the midpoint of each edge of  $G$ , we obtain a bipartite graph  $\text{Bip}(G)$  with vertex classes  $V$  and  $E$ , where we use  $e_j$  to label the midpoint of  $e_j$  by abusing notation. We remark that this is a special case of constructing the bipartite graph  $\text{Bip}(H)$  associated with a hypergraph  $H$ ; see [17].

Let  $\{\mathbf{v}_i : i \in I\} \cup \{\mathbf{e}_j : j \in J\}$  be the coordinate vectors in  $\mathbb{R}^{|V|+|E|}$ . The *root polytope* associated to  $\text{Bip}(G)$  is

$$\begin{aligned} \mathcal{Q} &= \text{CovexHull}(\mathbf{v}_i - \mathbf{e}_j : v_i \text{ is incident to } e_j \text{ in } G) \\ &= \text{CovexHull}(\mathbf{v}_i - \mathbf{e}_j : \{v_i, e_j\} \text{ is an edge of } \text{Bip}(G)). \end{aligned}$$

The maximal simplices of  $\mathcal{Q}$  are characterized by the following lemma.

**Lemma 1.32.** [22, Lemma 12.5] Any maximal simplex of  $\mathcal{Q}$  is of the form

$$\Delta_T = \text{CovexHull}(\mathbf{v}_i - \mathbf{e}_j : \{v_i, e_j\} \text{ is an edge of } T),$$

where  $T$  is a spanning tree of  $\text{Bip}(G)$ .

For a spanning tree  $T$  of  $\text{Bip}(G)$ , we define the *right degree vector* to be  $RD(T) = (d_j - 1 : j \in J)$ , where  $d_j$  is the degree of  $e_j$  in  $T$ ; we define the *left degree vector* to be  $LD(T) = (d_i - 1 : i \in I)$ , where  $d_i$  is the degree of  $v_i$  in  $T$ .

[22, Theorem 12.9] implies the following result.

**Theorem 1.33.** For any triangulation  $\{\Delta_{T_1}, \dots, \Delta_{T_s}\}$  of  $\mathcal{Q}$ ,

- (1) the set  $R = \{RD(T_1), \dots, RD(T_s)\}$  does not depend on the triangulation,
- (2) the set  $L = \{LD(T_1), \dots, LD(T_s)\}$  does not depend on the triangulation, and
- (3) the map  $f : RD(T_i) \mapsto LD(T_i)$  is a bijection from  $R$  to  $L$ .

From the point of view of [17],  $R$  is the set of *hypertrees* of  $G$  (viewed as a hypergraph). Since  $G$  is a graph in our case,  $R$  is the set of spanning trees of  $G$ . To be precise, the spanning tree  $B$  of  $G$  induced by the vector  $RD(T)$  is  $B = \{e_j : d_j = 2\}$ . From the point view of [18],  $L$  is in bijection with *break divisors* of  $G$ . From the point view of [1, 3], the break divisors are in bijection with the indegree sequences of  $q$ -connected orientations, where  $q$  is a root vertex of  $G$ , and hence the break divisors are in bijection with the circuit-cocircuit reversal classes. Here we remark that the break divisors are canonical representatives for the set  $\text{Pic}^g(G)$ , and  $\text{Pic}^g(G)$  is a canonical torsor for the group  $\text{Jac}(G)(= \text{Pic}^0(G))$  [1]. Therefore, the map  $f$  in Theorem 1.33 induces a bijection between spanning trees of  $G$  and the circuit-cocircuit reversal classes of  $G$ . Thus we can ask whether it is a BBY bijection.

Meanwhile, the work [18, 19] shows that the Bernardi bijection induces a dissection of  $\mathcal{Q}$ . These results strongly suggest that the dissections and triangulations of  $\mathcal{Q}$  are intimately related to these types of bijections. The mysterious part was that the root polytope is only related to the external edges of trees, so the theory for the bijection  $f$  and the one for the BBY bijection have an essential difference. This was why we were looking for a dual object to the root polytope, and the dual object turns out to be the Lawrence polytope  $\mathcal{P}^*$ .

To see how our work on atlases and Lawrence polytopes implies all the results above, we build the connections between the terminologies related to the root polytope  $\mathcal{Q}$  and the ones we use for the Lawrence polytope  $\mathcal{P}$ .

Firstly, the geometric objects  $\mathcal{Q}$  and  $\mathcal{P}$  differ by an invertible linear transformation. Indeed, for any  $e_j \in E$  and its two endpoints  $v_{i_1}, v_{i_2} \in V$ , the pair  $(\mathbf{v}_{i_1} - \mathbf{e}_j, \mathbf{v}_{i_2} - \mathbf{e}_j)$  can be transformed to  $(\mathbf{e}_j + \mathbf{v}_{i_2} - \mathbf{v}_{i_1}, \mathbf{e}_j)$ , via which  $\mathcal{Q}$  is transformed to the Lawrence polytope  $\mathcal{P}$  associated to the oriented incidence matrix  $M$  of  $G$  (ignoring one redundant row of  $M$ ). Secondly, the combinatorial object  $\text{Bip}(G)$  can be viewed as a fourorientation  $\vec{G}$  where each edge of  $G$  is bioriented if we view the edges  $\{\mathbf{v}_{i_1}, \mathbf{e}_j\}$  and  $\{\mathbf{v}_{i_2}, \mathbf{e}_j\}$  in  $\text{Bip}(G)$  as the arcs  $(v_{i_1}, v_{i_2})$  and  $(v_{i_2}, v_{i_1})$  in  $\vec{G}$ , respectively. Via this correspondence, a spanning tree  $T \subseteq \text{Bip}(G)$  corresponds to an externally oriented base  $\vec{B} \subseteq \vec{G}$ , and  $RD(T)$  corresponds to the underlying tree of  $\vec{B}$ . Recall that  $LD(T)$  corresponds to the indegree sequence of a  $q$ -connected orientation, which we did not specify. Now we point

out that, in our language, this orientation is  $\vec{B} \cap \vec{B}^*$ , where  $\vec{B}^* \in \mathcal{A}_q^*$ . Hence the map  $f$  in Theorem 1.33 corresponds to the map  $\vec{f}_{\mathcal{A}, \mathcal{A}_q^*}$ , where  $\mathcal{A} = \chi(\{\Delta_{T_1}, \dots, \Delta_{T_s}\})$  (by identifying  $\mathcal{P}$  and  $\mathcal{Q}$ ).

Now it is clear that the root polytope  $\mathcal{Q}$  (or the Lawrence polytope  $\mathcal{P}$ ) only deals with the external atlas  $\mathcal{A}$ , and it can induce the bijection  $f$  because we implicitly use the internal atlas  $\mathcal{A}_q^*$ . The dual object  $\mathcal{P}^*$  deals with the internal atlas and makes the bijection  $f$  “symmetric”.

We point out that [22, Lemma 12.5] and [22, Lemma 12.6] correspond to Theorem 1.30(2) and the triangulation part of Theorem 1.30(3), respectively. However, we still prove them because we need to deal with dissections and regular matroids.

In [22], the author asks whether a triangulation of  $\mathcal{Q}$  can be reconstructed from the bijection  $f$ . This question has been fully answered by Galashin, Nenashev, and Postnikov in [12]. In particular, they construct a new combinatorial object called a *trianguloid* and prove that trianguloids are in bijection with triangulations of  $\mathcal{Q}$  [12, Theorem 5.6]. Moreover, they make use of trianguloids to prove that different triangulations induce different bijections  $f$  [12, Theorem 5.7]. In this paper, we characterize the triangulations of the Lawrence polytope  $\mathcal{P}$  in terms of circuit signatures; see Table 1 and Theorem 1.24. However, we can only apply our results to the root polytopes associated to  $\text{Bip}(G)$ , where  $G$  is a graph rather than a hypergraph. Even for this case, it is unclear how our characterization is related to theirs.

Going back to Bernardi’s question, we can answer it now. If we view the BBY bijection and  $f$  as maps to orientations, then the map  $f$  is not BBY in general because there exists a triangulating cycle signature that is not acyclic (Proposition 3.14). If we view the two bijections as maps to the circuit-cocircuit reversal classes, then the answer is still no by [12, Theorem 5.7]. A harder question is whether they induce the same *torsor* (see Section 1.1 for the definition). We do not know the answer.

Another important way to relate the Lawrence polytope (or the root polytope) to the BBY bijection is by the zonotopal subdivision. The *zonotope*  $Z(M)$  (resp.  $Z(M^*)$ ) is the Minkowski sum of the columns of  $M$  (resp.  $M^*$ ). Their subdivisions are used to construct the BBY bijection in [3, Section 3.4]. In particular, every acyclic circuit signature (resp. cocircuit signature) induces a subdivision of  $Z(M)$  (resp.  $Z(M^*)$ ) indexed by the bases of  $\mathcal{M}$ .

We may view the zonotope  $Z(M)$  (resp.  $Z(M^*)$ ) as a section of the Lawrence polytope  $\mathcal{P}$  (resp.  $\mathcal{P}^*$ ), which is an example of a more general phenomenon known as the *Cayley trick*; see [9, 16, 22, 26]. To be precise, denote the columns of  $M$  by  $M_1, \dots, M_n$ , and recall that the columns of the Lawrence matrix

$$\begin{pmatrix} M_{r \times n} & \mathbf{0} \\ I_{n \times n} & I_{n \times n} \end{pmatrix}$$

are denoted by  $P_1, \dots, P_n, P_{-1}, \dots, P_{-n}$ . Then we have

$$Z(M) = \left\{ \sum_{i=1}^n k_i M_i : k_i \in [0, 1] \text{ for all } i \right\},$$

and

$$\mathcal{P} = \left\{ \sum_{i=1}^n (k_i P_i + k_{-i} P_{-i}) : \sum_{i=1}^n (k_i + k_{-i}) = 1 \right\}.$$

We take the section  $y_1 = \cdots = y_n = 1/n$  of  $\mathcal{P} \subseteq \mathbb{R}^{n+r}$ , where  $y_1, \dots, y_n$  denote the last  $n$  coordinates of  $\mathbb{R}^{n+r}$ . A direct computation shows that the zonotope  $Z(M)$  is exactly the  $n$ -th dilate of this section.

If we restrict a triangulation  $\chi^{-1}(\mathcal{A}_\sigma)$  of  $\mathcal{P}$  to the (dilated) section  $Z(M)$ , we obtain a subdivision of  $Z(M)$ . When the signature  $\sigma$  is acyclic, it is easy to check that the subdivision of  $Z(M)$  is exactly the one induced by  $\sigma$  in [3].

## 2. THE PROOFS OF THEOREM 1.8 AND THEOREM 1.13

We will prove Theorem 1.8 and Theorem 1.13 in this section.

**2.1. Preliminaries.** In this subsection, we will introduce some lemmas and notations. Some of them will also be used in other sections.

Let  $\mathcal{M}$  be a regular matroid. We start with three lemmas which hold for oriented matroids and hence for regular matroids. In the case of graphs, one can find the later two results in [4, Lemma 2.4 and Proposition 2.5].

The following lemma is known as the *orthogonality axiom* [8, Theorem 3.4.3].

**Lemma 2.1.** Let  $\vec{C}$  be a signed circuit and  $\vec{C}^*$  be a signed cocircuit of  $\mathcal{M}$ . If  $C \cap C^* \neq \emptyset$ , then there exists one edge on which  $\vec{C}$  and  $\vec{C}^*$  agree and another edge on which  $\vec{C}$  and  $\vec{C}^*$  disagree.

**Lemma 2.2.** Let  $\vec{F}$  be a fourientation of  $\mathcal{M}$ . Then for any potential circuit  $\vec{C}$  and any potential cocircuit  $\vec{C}^*$  of  $\vec{F}$ , their underlying edges satisfy  $C \cap C^* = \emptyset$ .

*Proof.* Assume  $E_0 = C \cap C^*$  is nonempty. Then the edges in  $E_0$  must be one-way oriented by  $\vec{C}$  and by  $\vec{C}^*$ . This contradicts Lemma 2.1.  $\square$

The following lemma is known as the *3-painting axiom*; see [8, Theorem 3.4.4].

**Lemma 2.3.** Let  $\vec{F}$  be a fourientation of  $\mathcal{M}$  and  $\vec{e}$  be a one-way oriented edge in  $\vec{F}$ . Then  $\vec{e}$  belongs to some potential circuit of  $\vec{F}$  or  $\vec{e}$  belongs to some potential circuit of  $\vec{F}$  but not both.

We also need the following lemma and definition. Recall that  $M$  is a totally unimodular matrix representing the regular matroid  $\mathcal{M}$ .

**Lemma 2.4.** [26, Lemma 6.7] (1) Let  $\vec{u} \in \ker_{\mathbb{R}}(M)$ . Then  $\vec{u}$  can be written as a sum of signed circuits with positive coefficients  $\sum k_i \vec{C}_i$  where for each edge  $e$  of each  $C_i$ , the sign of  $e$  in  $\vec{C}_i$  agrees with the sign of  $e$  in  $\vec{u}$ .

(2) Let  $\vec{u}^* \in \text{im}_{\mathbb{R}}(M^T)$ . Then  $\vec{u}^*$  can be written as a sum of signed cocircuits with positive coefficients  $\sum k_i \vec{C}_i^*$  where for each edge  $e$  of each  $C_i^*$ , the sign of  $e$  in  $\vec{C}_i^*$  agrees with the sign of  $e$  in  $\vec{u}^*$ .



**Definition 2.5.** In Lemma 2.4, we call the signed circuit  $\vec{C}_i$  a *component* of  $\vec{u}$  and the signed cocircuit  $\vec{C}_i^*$  a *component* of  $\vec{u}^*$ .

**Remark 2.6.** In Lemma 2.4, the linear combination might not be unique. However, if we fix a linear combination, it is clear that the underlying edges of  $\vec{u}$  (i.e.,  $\{e : e\text{-th entry of } \vec{u} \text{ is not zero}\}$ ) is the union of the underlying edges of its components in the linear combination. Also see [3, Lemma 4.1.1] for an integral version of Lemma 2.4.

The following lemma is crucial when we deal with circuit-cocircuit reversal classes. One can find a proof in the proof of [15, Theorem 3.3] or see [11, Section 2.1].

**Lemma 2.7.** Let  $\vec{O}_1$  and  $\vec{O}_2$  be two orientations in the same circuit-cocircuit reversal class of  $\mathcal{M}$ . Then  $\vec{O}_2$  can be obtained by reversing disjoint signed circuits and signed cocircuits in  $\vec{O}_1$ .

Lastly, we introduce some useful notations here. Recall that  $E$  is the ground set of  $\mathcal{M}$ . Let  $E_0$  be a subset of  $E$  and  $\vec{F}$  be a fourorientation. We denote by  $\vec{F}|_{E_0}$  the fourorientation obtained by restricting  $\vec{F}$  to the ground set  $E_0$ , i.e.,  $\vec{F}|_{E_0} = \vec{F} \cap \{\pm \vec{e} : e \in E_0\}$ . When  $E_0$  consists of a single edge  $e$ , we simply write  $\vec{F}|_e$ . In particular, when  $e$  is unoriented in  $\vec{F}$ ,  $\vec{F}|_e = \emptyset$ . When  $e$  is bioriented in  $\vec{F}$ , we write  $\vec{F}|_e = \updownarrow$ .

**2.2. Proof of Theorem 1.8.** We first recall some basic settings. We fix a regular matroid  $\mathcal{M}$  with ground set  $E$ . Let  $\mathcal{A}$  be an external atlas and  $\mathcal{A}^*$  be an internal atlas, which means for every basis  $B$  of  $\mathcal{M}$ , there exists a unique externally oriented basis  $\vec{B} \in \mathcal{A}$  and a unique internally oriented basis  $\vec{B}^* \in \mathcal{A}^*$ . The pair  $(\mathcal{A}, \mathcal{A}^*)$  of atlases induces the following map

$$f_{\mathcal{A}, \mathcal{A}^*} : \{\text{bases}\} \rightarrow \{\text{orientations}\}$$

$$B \mapsto \vec{B} \cap \vec{B}^*.$$

Let  $B_1$  and  $B_2$  be two arbitrary bases (not necessarily distinct). Let  $\vec{O}_1, \vec{O}_2$  and  $\vec{F}, \vec{F}^*$  be two orientations and two fourorientations given by the following formulas:

$$\vec{O}_i = f_{\mathcal{A}, \mathcal{A}^*}(T_i), i \in \{1, 2\},$$

$$\vec{F} = \vec{B}_1 \cap (-\vec{B}_2),$$

$$\vec{F}^* = (\vec{B}_1^* \cap (-\vec{B}_2^*))^c.$$

Now we compute the two fourorientations  $\vec{F}$  and  $\vec{F}^*$  in terms of  $\vec{O}_1$  and  $\vec{O}_2$ , which is summarized in Table 2. For example, when  $e \in B_2 \setminus B_1$ , we have  $\vec{F}|_e = \vec{O}_1|_e$ . This is because  $\vec{F} = \vec{B}_1 \cap (-\vec{B}_2)$ ,  $\vec{B}_2|_e = \updownarrow$ , and  $\vec{B}_1|_e = \vec{O}_1|_e$  (due to  $\vec{O}_1 = \vec{B}_1 \cap \vec{B}_1^*$ ). All the other results can be derived similarly. A direct consequence of this table is the following lemma.

**Lemma 2.8.** Let  $E_{\Rightarrow}$  be the set of edges where  $\vec{O}_1$  and  $\vec{O}_2$  agree. Let  $E_{\Leftarrow} = E \setminus E_{\Rightarrow}$ .

- (1) If  $E_0 \subseteq E_{\Rightarrow}$ , then  $\vec{F}|_{E_0} = \vec{F}^*|_{E_0}$ .
- (2) If  $E_0 \subseteq E_{\Leftarrow}$ , then  $\vec{O}_1|_{E_0} \subseteq \vec{F}|_{E_0}$  and  $\vec{F}^*|_{E_0} \subseteq \vec{O}_2|_{E_0}$ .

position of edge $e$	$B_1 \cap B_2$	$B_1 \setminus B_2$	$B_2 \setminus B_1$	$B_1^c \cap B_2^c$
$\vec{F} _e$	$\downarrow$	$-\vec{O}_2$	$\vec{O}_1$	$\vec{O}_1 \cap (-\vec{O}_2)$
$\vec{F}^* _e$	$(-\vec{O}_1) \cup \vec{O}_2$	$-\vec{O}_1$	$\vec{O}_2$	$\emptyset$

TABLE 2. The table computes  $\vec{F}$  and  $\vec{F}^*$  in terms of  $\vec{O}_1$  and  $\vec{O}_2$ . The edges  $e$  of  $\mathcal{M}$  are partitioned into 4 classes according to whether  $e \in B_1$  and whether  $e \in B_2$ . We view  $\vec{O}_1$  and  $\vec{O}_2$  as sets of arcs of  $\mathcal{M}$  so that the union and intersection make sense. We omit “ $|_e$ ” after  $\vec{O}_i$ 's. E.g., when  $e \in B_1^c \cap B_2^c$ ,  $\vec{F}|_e = \vec{O}_1|_e \cap (-\vec{O}_2|_e)$ .

Now we are ready to prove Theorem 1.8. By [14, Theorem 3.10], the number of circuit-cocircuit reversal classes equals the number of bases. Thus it is enough to prove that the map  $\vec{f}_{\mathcal{A}, \mathcal{A}^*}$  in Theorem 1.8 is injective, which is the following proposition.

**Proposition 2.9.** Let  $B_1$  and  $B_2$  be two distinct bases of  $\mathcal{M}$ . If either of the following two assumptions holds, then the orientations  $\vec{O}_1 = f_{\mathcal{A}, \mathcal{A}^*}(B_1)$  and  $\vec{O}_2 = f_{\mathcal{A}, \mathcal{A}^*}(B_2)$  are in distinct circuit-cocircuit reversal classes.

- (1) The external atlas  $\mathcal{A}$  is dissecting and the internal atlas  $\mathcal{A}^*$  is triangulating.
- (2) The external atlas  $\mathcal{A}$  is triangulating and the internal atlas  $\mathcal{A}^*$  is dissecting.

*Proof.* Assume by contradiction that  $\vec{O}_1$  and  $\vec{O}_2$  are in the same circuit-cocircuit reversal class. By Lemma 2.7, there exist disjoint signed circuits  $\{\vec{C}_i\}_{i \in I}$  and signed cocircuits  $\{\vec{C}_j^*\}_{j \in J}$  in  $\vec{O}_1$  by reversing which we may obtain  $\vec{O}_2$ .

(1) Because  $\mathcal{A}$  is dissecting, the fourientation  $\vec{F}$  has a potential cocircuit  $\vec{D}^*$ . We will show that  $\vec{D}^*$  is also a potential cocircuit of  $\vec{F}^*$ , which contradicts that  $\mathcal{A}^*$  is triangulating.

Consider applying Lemma 2.8. Note that  $E_{\Rightarrow}$  is the disjoint union of  $\{C_i\}_{i \in I}$  and  $\{C_j^*\}_{j \in J}$ . For any  $j \in J$ , let  $E_0 = C_j^*$  and apply Lemma 2.8(2). Then we get  $\vec{F}^*|_{C_j^*} \subseteq \vec{O}_2|_{C_j^*} = -\vec{C}_j^*$ . By definition, this implies that  $-\vec{C}_j^*$  is a potential cocircuit of  $\vec{F}^*$ , which contradicts that  $\mathcal{A}^*$  is triangulating. So,  $J = \emptyset$ . For any  $i \in I$ , let  $E_0 = C_i$  and apply Lemma 2.8(2). Then we get  $\vec{C}_i = \vec{O}_1|_{C_i} \subseteq \vec{F}|_{C_i}$ . This means  $\vec{C}_i$  is a potential circuit of  $\vec{F}$ . Because  $\vec{D}^*$  is a potential cocircuit of  $\vec{F}$ , by Lemma 2.2,  $D^* \cap C_i = \emptyset$ . Hence  $D^* \subseteq E_{\Rightarrow}$ . By Lemma 2.8(1),  $\vec{D}^*$  is a potential cocircuit of  $\vec{F}^*$ , which gives the desired contradiction.

(2) This part of the proof is dual to the previous one. To be precise, because  $\mathcal{A}^*$  is dissecting, the fourientation  $\vec{F}^*$  has a potential circuit  $\vec{D}$ . Then by applying Lemma 2.5, we may prove that  $I = \emptyset$ ,  $-\vec{C}_j^*$  is a potential cocircuit of  $\vec{F}^*$ ,  $D \subseteq E_{\Rightarrow}$ , and  $D$  is a potential circuit of  $\vec{F}$ . The last claim contradicts that  $\mathcal{A}$  is triangulating.  $\square$

**Remark 2.10.** If we just want to show the map  $f_{\mathcal{A}, \mathcal{A}^*}$  is injective under the assumption of Proposition 2.9, the proof is short and works even for oriented matroids. Indeed, assume

by contradiction that  $\vec{O}_1 = \vec{O}_2$ , then by Lemma 2.8(1),  $\vec{F} = \vec{F}^*$ , which contradicts the definitions of the triangulating atlas and dissecting atlas.

**2.3. Proof of Theorem 1.13.** We will prove Theorem 1.13 in this section. For the construction of  $\varphi_{\mathcal{A},\mathcal{A}^*}$ , see Definition 1.12. We will prove that  $\varphi_{\mathcal{A},\mathcal{A}^*}$  has the following property, which is stronger than bijectivity.

**Definition 2.11.** Let  $\varphi$  be a map from the set of orientations of  $\mathcal{M}$  to the set of subsets of  $E$ . We say the map  $\varphi$  is *tiling* if for any two distinct orientations  $\vec{O}_1$  and  $\vec{O}_2$ , there exists an edge  $e$  such that  $\vec{O}_1|_e \neq \vec{O}_2|_e$  and  $e \in \varphi(\vec{O}_1) \Delta \varphi(\vec{O}_2)$ .

**Remark 2.12.** In [11, Section 4], it is shown that  $\varphi$  is tiling if and only if it canonically induces a half-open decomposition of the hypercube  $[0, 1]^E$ , where  $[0, 1]^E$  is viewed as the set of continuous orientations of  $\mathcal{M}$ .

**Lemma 2.13.** If  $\varphi$  is tiling, then  $\varphi$  is bijective.

*Proof.* The property  $e \in \varphi(\vec{O}_1) \Delta \varphi(\vec{O}_2)$  in the definition implies  $\varphi(\vec{O}_1) \neq \varphi(\vec{O}_2)$ . Hence  $\varphi$  is injective. The domain and codomain of  $\varphi$  are equinumerous, so  $\varphi$  is bijective.  $\square$

Now we begin to show  $\varphi_{\mathcal{A},\mathcal{A}^*}$  is tiling.

**Theorem 2.14.** If either of the following two assumptions holds, then the map  $\varphi_{\mathcal{A},\mathcal{A}^*}$  is tiling. In particular,  $\varphi_{\mathcal{A},\mathcal{A}^*}$  is bijective.

- (1) The external atlas  $\mathcal{A}$  is dissecting and the internal atlas  $\mathcal{A}^*$  is triangulating.
- (2) The external atlas  $\mathcal{A}$  is triangulating and the internal atlas  $\mathcal{A}^*$  is dissecting.

*Proof.* Let  $\vec{O}_A$  and  $\vec{O}_B$  be two different orientations of  $\mathcal{M}$ . Assume by contradiction that the desired edge  $e$  does not exist. So,

$$\text{for edges } e \in \varphi_{\mathcal{A},\mathcal{A}^*}(\vec{O}_A) \Delta \varphi_{\mathcal{A},\mathcal{A}^*}(\vec{O}_B), \text{ we have } \vec{O}_A|_e = \vec{O}_B|_e. \quad (\dagger)$$

By the construction of  $\varphi_{\mathcal{A},\mathcal{A}^*}$ , we can find bases  $B_1$  and  $B_2$  such that  $\vec{O}_A$  is obtained from reversing disjoint signed circuits  $\{\vec{C}_{1,i}\}_{i \in I_1}$  and signed cocircuits  $\{\vec{C}_{1,j}^*\}_{j \in J_1}$  in  $\vec{O}_1 := f_{\mathcal{A},\mathcal{A}^*}(B_1)$ ,  $\vec{O}_B$  is obtained from reversing disjoint signed circuits  $\{\vec{C}_{2,i}\}_{i \in I_2}$  and signed cocircuits  $\{\vec{C}_{2,j}^*\}_{j \in J_2}$  in  $\vec{O}_2 := f_{\mathcal{A},\mathcal{A}^*}(B_2)$ ,

$$\varphi_{\mathcal{A},\mathcal{A}^*}(\vec{O}_A) = (B_1 \cup C_1) \setminus C_1^*,$$

and

$$\varphi_{\mathcal{A},\mathcal{A}^*}(\vec{O}_B) = (B_2 \cup C_2) \setminus C_2^*,$$

where  $C_k$  is all the underlying edges of  $\{\vec{C}_{k,i}\}_{i \in I_k}$  and  $C_k^*$  is all the underlying edges of  $\{\vec{C}_{k,i}^*\}_{i \in J_k}$  for  $k = 1, 2$ . We also denote  $\vec{C}_k = \biguplus_{i \in I_k} \vec{C}_{k,i}$  and  $\vec{C}_k^* = \biguplus_{j \in J_k} \vec{C}_{k,j}^*$ .

We still adopt the notations

$$\vec{F} = \vec{B}_1 \cap (-\vec{B}_2), \vec{F}^* = (\vec{B}_1^* \cap (-\vec{B}_2^*))^c,$$

introduced in the previous section.

We compute  $\vec{F}$  and  $\vec{F}^*$  in terms of  $\vec{C}_1, \vec{C}_2, \vec{C}_1^*$ , and  $\vec{C}_2^*$ , and the results are summarized in Table 3. The next two paragraphs will explain the table.

position of $e$ and label	$\alpha: B_1 \cap B_2$	$\beta: B_1 \setminus B_2$	$\gamma: B_2 \setminus B_1$	$\delta: B_1^c \cap B_2^c$
1: $C_1 \cap C_2$	$\vec{F} = \downarrow$	$\vec{F} = -\vec{C}_2$ $\vec{F}^* = -\vec{C}_1$	$\vec{F} = \vec{C}_1$ $\vec{F}^* = \vec{C}_2$	$\vec{F} = \vec{C}_1 \cap (-\vec{C}_2)$ $\vec{F}^* = \emptyset$
2: $C_1^* \cap C_2^*$	$\vec{F} = \downarrow$ $\vec{F}^* = (-\vec{C}_1^*) \cup \vec{C}_2^*$	$\vec{F} = -\vec{C}_2^*$ $\vec{F}^* = -\vec{C}_1^*$	$\vec{F} = \vec{C}_1^*$ $\vec{F}^* = \vec{C}_2^*$	$\vec{F}^* = \emptyset$
3: $C_1^* \setminus (C_2 \cup C_2^*)$	$\vec{F}^* = -\vec{C}_1^* \dagger$	$\vec{F}^* = -\vec{C}_1^*$	$\vec{F}^* = -\vec{C}_1^* \dagger$	$\vec{F}^* = \emptyset$
4: $C_2^* \setminus (C_1 \cup C_1^*)$	$\vec{F}^* = \vec{C}_2^* \dagger$	$\vec{F}^* = \vec{C}_2^* \dagger$	$\vec{F}^* = \vec{C}_2^*$	$\vec{F}^* = \emptyset$
5: $C_1 \setminus (C_2 \cup C_2^*)$	$\vec{F} = \downarrow$	$\vec{F} = \vec{C}_1 \dagger$	$\vec{F} = \vec{C}_1$	$\vec{F} = \vec{C}_1 \dagger$
6: $C_2 \setminus (C_1 \cup C_1^*)$	$\vec{F} = \downarrow$	$\vec{F} = -\vec{C}_2$	$\vec{F} = -\vec{C}_2 \dagger$	$\vec{F} = -\vec{C}_2 \dagger$
7: $(C_1 \cup C_2 \cup C_1^* \cup C_2^*)^c$	$\vec{F} = \downarrow$	$\vec{F} = \vec{F}^* \dagger$	$\vec{F} = \vec{F}^* \dagger$	$\vec{F}^* = \emptyset$

TABLE 3. The computational results used in Proposition 2.14.

All the edges  $e$  are partitioned into 28 classes according to whether  $e$  is in  $B_1$  and/or in  $B_2$  (columns), and whether  $e$  is in  $C_1$ ,  $C_2$ ,  $C_1^*$ , and/or  $C_2^*$  (rows). Regarding the rows, we start with 4 large classes  $(C_1 \cup C_1^*) \cap (C_2 \cup C_2^*)$ ,  $(C_1 \cup C_1^*)^c \cap (C_2 \cup C_2^*)$ ,  $(C_1 \cup C_1^*) \cap (C_2 \cup C_2^*)^c$ , and  $(C_1 \cup C_1^*)^c \cap (C_2 \cup C_2^*)^c$ . Using  $C_1 \cap C_1^* = C_2 \cap C_2^* = \emptyset$ , we may partition these 4 large classes into small classes. However, two items  $C_1 \cap C_2^*$  and  $C_1^* \cap C_2$  are missing in the table. This is because they are empty. Indeed, if one of them, say  $C_1 \cap C_2^*$ , is not empty, then by Lemma 2.1, there exists an edge  $e \in C_1 \cap C_2^*$  such that  $\vec{C}_1|_e \neq \vec{C}_2^*|_e$ . This implies  $\vec{O}_A|_e \neq \vec{O}_B|_e$ . By the definition of  $\varphi_{A,A^*}$ ,  $e \in C_1 \cap C_2^*$  implies  $e \in \varphi_{A,A^*}(\vec{O}_A) \Delta \varphi_{A,A^*}(\vec{O}_B)$ . By the assumption  $(\dagger)$ , we have  $\vec{O}_A|_e = \vec{O}_B|_e$ , which gives the contradiction. So, the rows of the table cover all the cases.

In the table, we view  $\vec{C}_1, \vec{C}_2, \vec{C}_1^*$ , and  $\vec{C}_2^*$  as sets of arcs, so the union and intersection make sense. We omit “ $|_e$ ” as in Table 2. We only give the useful results, so some fourorientations in some cells are not given. The computation is straightforward. If there is no  $\dagger$  in the cell, then we can get the result by making use of Table 2 where  $\vec{O}_k$  can be replaced by  $\vec{C}_k$  when  $e \in C_k$  and by  $\vec{C}_k^*$  when  $e \in C_k^*$ , for  $k = 1, 2$ . If there is a  $\dagger$  in the cell, then the computation makes use of the assumption  $(\dagger)$ . For example, for cells  $3\alpha$  and  $3\gamma$ , since  $e \in C_1^*$  and  $e \in B_2$ , we have  $e \notin \varphi_{A,A^*}(O_A)$  and  $e \in \varphi_{A,A^*}(O_B)$ . By  $(\dagger)$ , we have  $\vec{O}_A|_e = \vec{O}_B|_e$ , and hence  $\vec{C}_1^*|_e = \vec{O}_1|_e = -\vec{O}_2|_e$ . Combining this formula and Table 2, we obtain the formulas in  $3\alpha$  and  $3\gamma$ . Similarly, we obtain the formulas in cells with  $\dagger$  in rows 4, 5, and 6. For cells  $7\beta$  and  $7\gamma$ , we still have  $\vec{O}_A|_e = \vec{O}_B|_e$  due to  $(\dagger)$ , which implies  $\vec{O}_1|_e = -\vec{O}_2|_e$ . Then by Table 2, we get  $\vec{F} = \vec{F}^*$ .

Now we use the table to prove two claims.

**Claim 1:** if  $\vec{C}_1 - \vec{C}_2 \neq 0$ , then each of its component (see Definition 2.5) is a potential circuit of  $\vec{F}$ .

By Lemma 2.4, it suffices to check that for any arc  $\vec{e} \in \vec{C}_1 \cup (-\vec{C}_2)$  that is not cancelled in  $\vec{C}_1 - \vec{C}_2$ , we have  $\vec{F}|_e = \vec{e}$  or  $\vec{F}$  is bioriented. This follows directly from the rows 1, 5, and 6 in Table 3 ( $\vec{C}_1 = -\vec{C}_2$  in row 1).

Similarly, we can prove the other claim.

**Claim 2:** if  $\vec{C}_2^* - \vec{C}_1^* \neq 0$ , then each of its component is a potential cocircuit of  $\vec{F}^*$ .

We are ready to complete the proof.

When  $B_1 = B_2$ , by definition  $\vec{F}$  has no potential circuit, and  $\vec{F}^*$  has no potential circuit. By Claim 1 and Claim 2,  $\vec{C}_1 = \vec{C}_2$  and  $\vec{C}_2^* = \vec{C}_1^*$ , which implies  $\vec{O}_A = \vec{O}_B$ . Contradiction.

From now on we assume  $B_1 \neq B_2$ . We will apply the dissecting and triangulating conditions (1) or (2) to get contradictions.

(1) Because  $\mathcal{A}$  is dissecting and  $\mathcal{A}^*$  is triangulating, there exists a potential cocircuit  $\vec{D}^*$  of  $\vec{F}^*$ , and there is no potential cocircuit of  $\vec{F}$ . The later one implies that  $\vec{C}_2^* = \vec{C}_1^*$  by Claim 2. So, rows 3 and 4 in Table 3 can be ignored in this case, and in cells  $2\alpha$ ,  $2\beta$ , and  $2\gamma$ ,  $\vec{F} = \vec{F}^*$ .

Now we claim that the potential cocircuit  $\vec{D}^*$  of  $\vec{F}^*$  is also a potential cocircuit of  $\vec{F}$ , which gives the contradiction. Indeed, on one hand, for edges  $e$  in rows 5 and 6, and for edges  $e$  in row 1 such that  $\vec{C}_1|_e = -\vec{C}_2|_e$ , they are exactly the underlying edges of  $\vec{C}_1 - \vec{C}_2$ , and hence by Claim 1, Lemma 2.2, and Remark 2.6, as a potential cocircuit of  $\vec{F}$ ,  $\vec{D}^*$  does not use these edges at all. On the other hand, for the remaining edges  $e$ , which are those in rows 2 and 7, and in row 1 such that  $\vec{C}_1|_e = \vec{C}_2|_e$ , we have either  $\vec{F}|_e = \vec{F}^*|_e$  or  $\vec{F}^*|_e = \emptyset$ . So,  $\vec{D}^*$  is also a potential cocircuit of  $\vec{F}$ .

(2) This part can be proved by a similar argument.  $\square$

This concludes the proof of Theorem 1.13(1). It remains to show (2) and (3).

**Proposition 2.15.** Under either of the assumptions of Proposition 2.14 on the atlases  $\mathcal{A}$  and  $\mathcal{A}^*$ , we have the following properties of  $\varphi_{\mathcal{A}, \mathcal{A}^*}$ .

(1) The image of the independent sets of  $\mathcal{M}$  under the bijection  $\varphi_{\mathcal{A}, \mathcal{A}^*}^{-1}$  is a representative set of the circuit reversal classes of  $\mathcal{M}$ .

(2) The image of the spanning sets of  $\mathcal{M}$  under the bijection  $\varphi_{\mathcal{A}, \mathcal{A}^*}^{-1}$  is a representative set of the cocircuit reversal classes of  $\mathcal{M}$ .

*Proof.* Recall that the map

$$\begin{aligned} \varphi_{\mathcal{A}, \mathcal{A}^*} : \{\text{orientations of } \mathcal{M}\} &\rightarrow \{\text{subsets of } E\} \\ \vec{O} &\mapsto (B \cup \bigcup_{i \in I} C_i) \setminus \bigcup_{j \in J} C_j^* \end{aligned}$$

is a bijection, where  $B$  is the unique basis such that  $f_{\mathcal{A}, \mathcal{A}^*}(B) \in [\vec{O}]$ , and the orientations  $f_{\mathcal{A}, \mathcal{A}^*}(B)$  and  $\vec{O}$  differ by disjoint signed circuits  $\{\vec{C}_i\}_{i \in I}$  and cocircuits  $\{\vec{C}_j^*\}_{j \in J}$ .

Let  $A = \varphi_{\mathcal{A}, \mathcal{A}^*}(\vec{O})$ . Then  $A$  is an independent set  $\Leftrightarrow I = \emptyset$  (due to Lemma 2.7)  $\Leftrightarrow$  The orientations  $\vec{O}$  and  $f_{\mathcal{A}, \mathcal{A}^*}(B)$  are in the same cocircuit reversal class.

Because the set  $\{f_{\mathcal{A}, \mathcal{A}^*}(B) : B \text{ is a basis}\}$  is a representative set of the circuit-cocircuit reversal classes (Theorem 1.8), the set  $\{\varphi_{\mathcal{A}, \mathcal{A}^*}^{-1}(A) : A \text{ is independent}\}$  is a representative set of the circuit-reversal classes.

This proves (1). Similarly, (2) also holds.  $\square$

This completes the proof of Theorem 1.13.

### 3. SIGNATURES, THE BBY BIJECTION, AND THE BERNARDI BIJECTION

In this section we will use our theory to recover and generalize the work in [3], [11], and [7]. To do this, we will build the connection between circuit signatures (resp. cocircuit signatures) and external atlases (resp. internal atlases) of the regular matroid  $\mathcal{M}$ . We will also see how the BBY bijection (resp. the extended BBY bijection) and the Bernardi bijection become a special case of Theorem 1.8 (resp. Theorem 1.13). In particular, the acyclic signatures used to define the BBY bijection will be generalized to *triangulating signatures*.

**3.1. Signatures and atlases.** Recall that given a circuit signature  $\sigma$ , we may construct the external atlas  $\mathcal{A}_\sigma$  from  $\sigma$  such that for each externally oriented basis  $\vec{B} \in \mathcal{A}_\sigma$ , each external arc  $\vec{e} \in \vec{B}$  is oriented according to the orientation of the fundamental circuit  $C(B, e)$  in  $\sigma$ . Similarly, we may construct the internal atlas  $\mathcal{A}_{\sigma^*}$ .

We now show that all the triangulating atlases can be obtained in this way. Moreover, they must come from triangulating signatures. The following lemma is trivial but useful.

**Lemma 3.1.** Every circuit of  $\mathcal{M}$  is a fundamental circuit  $C(B, e)$  for some basis  $B$  and some edge  $e$ . Dually, every cocircuit of  $\mathcal{M}$  is a fundamental cocircuit  $C^*(B, e)$  for some basis  $B$  and some edge  $e$ .

**Theorem 3.2** (Theorem 1.17). (1) The map

$$\alpha : \{\text{triangulating circuit sig. of } \mathcal{M}\} \rightarrow \{\text{triangulating external atlases of } \mathcal{M}\}$$

$$\sigma \mapsto \mathcal{A}_\sigma$$

is a bijection.

(2) The map

$$\alpha^* : \{\text{triangulating cocircuit sig. of } \mathcal{M}\} \rightarrow \{\text{triangulating internal atlases of } \mathcal{M}\}$$

$$\sigma^* \mapsto \mathcal{A}_{\sigma^*}$$

is a bijection.

*Proof.* We only prove (1) because the same method can be used to prove (2).

First we check the atlas  $\mathcal{A}_\sigma$  is triangulating when  $\sigma$  is triangulating. Assume by contradiction that there exist distinct bases  $B_1$  and  $B_2$  such that  $\vec{B}_1 \cap (-\vec{B}_2)$  has a potential circuit  $\vec{C}$ . Then  $\vec{C} \subseteq \vec{B}_1$  and  $-\vec{C} \subseteq \vec{B}_2$ . By the definition of  $\sigma$  being triangulating,  $\vec{C} \in \sigma$  and  $-\vec{C} \in \sigma$ , which gives the contradiction.

The map  $\alpha$  is injective. Indeed, given two different signatures  $\sigma_1$  and  $\sigma_2$ , there exists a signed circuit  $\vec{C}$  such that  $\vec{C} \in \sigma_1$  and  $-\vec{C} \in \sigma_2$ . By Lemma 3.1,  $C$  is a fundamental circuit  $C(B, e)$ . Then the two externally oriented bases associated to  $B$  in  $\mathcal{A}_{\sigma_1}$  and in  $\mathcal{A}_{\sigma_2}$  have different signs on  $e$ .

The map  $\alpha$  is surjective. Given a triangulating external atlas  $\mathcal{A}$ , we need to find a triangulating signature  $\sigma$  such that  $\mathcal{A} = \mathcal{A}_\sigma$ . By Lemma 3.1, any circuit  $C$  is a fundamental circuit  $C(B, e)$ . Then we define  $\sigma(C)$  to be the signed circuit  $\vec{C}$  in  $\vec{B} \in \mathcal{A}$ . This is well-defined. Indeed, if from two different bases  $B_1$  and  $B_2$  we get two opposite signed circuits  $\vec{C}$  and  $-\vec{C}$ , then  $\vec{C} \subseteq \vec{B}_1$  and  $-\vec{C} \subseteq \vec{B}_2$ . Hence  $\vec{C} \subseteq \vec{B}_1 \cap (-\vec{B}_2)$ , which contradicts  $\mathcal{A}$  being triangulating. It is obvious that  $\mathcal{A} = \mathcal{A}_\sigma$ . It remains to show that  $\sigma$  is triangulating. For any  $\vec{B}_1 \in \mathcal{A}_\sigma$  and any signed circuit  $\vec{C} \subseteq \vec{B}_1$ , we need to show  $\vec{C} \in \sigma$ . If  $C$  is a fundamental circuit with respect to  $B_1$ , then it is done. Otherwise, by Lemma 3.1,  $C = C(B_2, e)$  for some other basis  $B_2$ . Then either  $\vec{C} \subseteq \vec{B}_2$  or  $-\vec{C} \subseteq \vec{B}_2$ . The second option is impossible because  $\vec{B}_1 \cap (-\vec{B}_2)$  does not contain any signed circuit. Thus  $\vec{C} \subseteq \vec{B}_2$  and hence  $\vec{C} \in \sigma$ .  $\square$

**3.2. Acyclic signatures.** In this subsection, we prove acyclic signatures are triangulating. This is essentially [11, Lemma 2.10 and Lemma 2.9]. For readers' convenience, we give a proof here, which consists of two lemmas.

Let  $\vec{e}$  be an arc. We denote by  $\vec{C}(B, \vec{e})$  the fundamental circuit oriented according to  $\vec{e}$  when  $e \in B$ , and denote by  $\vec{C}^*(B, \vec{e})$  the fundamental cocircuit oriented according to  $\vec{e}$  when  $e \notin B$ .

**Lemma 3.3.** Fix a basis  $B$  of  $\mathcal{M}$ .

(1) For any signed circuit  $\vec{C}$ ,

$$\vec{C} = \sum_{e \notin B, \vec{e} \in \vec{C}} \vec{C}(B, \vec{e}).$$

(2) For any signed cocircuit  $\vec{C}^*$ ,

$$\vec{C}^* = \sum_{e \in T, \vec{e} \in \vec{C}^*} \vec{C}^*(T, \vec{e}).$$

*Proof.* We only prove (1) since the method works for (2).

Note that the set of signed fundamental circuits with respect to  $B$  form a basis of  $\ker_{\mathbb{R}}(M)$  (choose an arbitrary orientation for each circuit) [23]. Hence we can write  $\vec{C} \in \ker_{\mathbb{R}}(M)$  as a linear combination of these fundamental circuits with real coefficients:

$$\vec{C} = \sum_{e \notin B} k_e \vec{C}(B, \vec{e}).$$

By comparing the coefficients of  $e \notin B$  in both sides, we get the desired formula.  $\square$

**Lemma 3.4.** Let  $\sigma$  be an acyclic circuit signature and  $\sigma^*$  be an acyclic cocircuit signature. Then  $\sigma$  and  $\sigma^*$  are triangulating. (Equivalently,  $\mathcal{A}_\sigma$  and  $\mathcal{A}_{\sigma^*}^*$  are triangulating atlases.)

*Proof.* We only give the proof for  $\sigma$ . By definition, for any  $\vec{B} \in \mathcal{A}_\sigma$  and any signed circuit  $\vec{C} \subseteq \vec{B}$ , we need to show  $\vec{C} \in \sigma$ .

By Lemma 3.3,

$$\vec{C} = \sum_{e \notin B, \vec{e} \in \vec{C}} \vec{C}(B, \vec{e}).$$

Since  $\vec{B} \in \mathcal{A}_\sigma$ , every signed circuit in the right-hand side is in  $\sigma$ . By the definition of  $\sigma$  being acyclic, we have  $\vec{C} \in \sigma$ . So,  $\sigma$  is triangulating.  $\square$

There exists a triangulating circuit signature that is not acyclic. See Section 3.4 for an example together with a nice description of the triangulating *cycle* signatures of *graphs*.

**3.3. The BBY bijection and compatible orientations.** Given a pair  $(\sigma, \sigma^*)$  of triangulating signatures, we write

$$\text{BBY}_{\sigma, \sigma^*} = f_{\mathcal{A}_\sigma, \mathcal{A}_{\sigma^*}} \text{ and } \varphi_{\sigma, \sigma^*} = \varphi_{\mathcal{A}_\sigma, \mathcal{A}_{\sigma^*}}.$$

They are exactly the BBY bijection in [3] and the extended BBY bijection in [11] when the two signatures are acyclic. By the results in the previous two subsections, we may apply Theorem 1.8 and Theorem 1.13 to these two maps and hence generalize the counterpart results in [3] and [11]. Compared with atlases, signatures allow us to talk about compatible orientations; see Section 1.6 for the definition. The maps  $\text{BBY}_{\sigma, \sigma^*}$  and  $\varphi_{\sigma, \sigma^*}$  are proved to be bijective onto compatible orientations in addition to orientation classes in [3, 11]. Here is an example.

**Theorem 3.5.** [3, Theorem 1.3.1] Suppose  $\sigma$  and  $\sigma^*$  are *acyclic* signatures of  $\mathcal{M}$ .

- (1) The map  $\text{BBY}_{\sigma, \sigma^*}$  is a bijection between the bases of  $\mathcal{M}$  and the  $(\sigma, \sigma^*)$ -compatible orientations of  $\mathcal{M}$ .
- (2) The set of  $(\sigma, \sigma^*)$ -compatible orientations is a representative set of the circuit-cocircuit reversal classes of  $\mathcal{M}$ .

We will also generalize these results by reformulating Theorem 1.8 and Theorem 1.13 in terms of signatures and compatible orientations. We first prove a lemma.

**Lemma 3.6.** Suppose  $\sigma$  and  $\sigma^*$  are *triangulating* signatures of  $\mathcal{M}$ . Then for any basis  $B$ , the orientation  $\text{BBY}_{\sigma, \sigma^*}(B)$  is  $(\sigma, \sigma^*)$ -compatible.

*Proof.* For any signed circuit  $\vec{C} \subseteq \text{BBY}_{\sigma, \sigma^*}(B) = \vec{B} \cap \vec{B}^*$ , where  $\vec{B} \in \mathcal{A}_\sigma$  and  $\vec{B}^* \in \mathcal{A}_{\sigma^*}$ , we have  $\vec{C} \subseteq \vec{B}$ , and hence  $\vec{C}$  is in the signature  $\sigma$  because  $\sigma$  is triangulating. Similarly, for any signed cocircuit in the orientation  $\text{BBY}_{\sigma, \sigma^*}(B)$ , it is in  $\sigma^*$ . So, the orientation  $\text{BBY}_{\sigma, \sigma^*}(B)$  is  $(\sigma, \sigma^*)$ -compatible.  $\square$

Now we generalize Theorem 3.5.

**Theorem 3.7.** Suppose  $\sigma$  and  $\sigma^*$  are *triangulating* signatures of  $\mathcal{M}$ .

- (1) (Theorem 1.22) The map  $\text{BBY}_{\sigma, \sigma^*}$  is a bijection between the bases of  $\mathcal{M}$  and the  $(\sigma, \sigma^*)$ -compatible orientations of  $\mathcal{M}$ .
- (2) The set of  $(\sigma, \sigma^*)$ -compatible orientations is a representative set of the circuit-cocircuit reversal classes of  $\mathcal{M}$ .

*Proof.* It is a direct consequence of the following three facts.



- By Theorem 1.8, the image of  $\text{BBY}_{\sigma, \sigma^*}$  forms a representative set of the circuit-cocircuit reversal classes.
- By Lemma 3.6, the image of  $\text{BBY}_{\sigma, \sigma^*}$  is contained in the set of  $(\sigma, \sigma^*)$ -compatible orientations.
- By Lemma 2.7, each circuit-cocircuit reversal class contains at most one  $(\sigma, \sigma^*)$ -compatible orientation.

□

Theorem 5.2 in [11] says that the following result on the extended BBY bijection holds for acyclic signatures. Now we prove that it holds for triangulating signatures.

**Theorem 3.8** (Theorem 1.23). Suppose  $\sigma$  and  $\sigma^*$  are *triangulating* signatures of a regular matroid  $\mathcal{M}$  with ground set  $E$ .

(1) The map

$$\begin{aligned} \varphi_{\sigma, \sigma^*} : \{\text{orientations of } \mathcal{M}\} &\rightarrow \{\text{subsets of } E\} \\ \vec{O} &\mapsto (\text{BBY}_{\sigma, \sigma^*}^{-1}(\vec{O}^{\text{cb}}) \cup \bigsqcup_{i \in I} C_i) \setminus \bigsqcup_{j \in J} C_j^* \end{aligned}$$

is a bijection, where  $\vec{O}^{\text{cb}}$  the (unique)  $(\sigma, \sigma^*)$ -compatible orientation obtained by reversing disjoint signed circuits  $\{\vec{C}_i\}_{i \in I}$  and signed cocircuits  $\{\vec{C}_j^*\}_{j \in J}$  in  $\vec{O}$ .

(2) The map  $\varphi_{\sigma, \sigma^*}$  specializes to the bijection

$$\begin{aligned} \varphi_{\sigma, \sigma^*} : \{\sigma\text{-compatible orientations}\} &\rightarrow \{\text{independent sets}\} \\ \vec{O} &\mapsto \text{BBY}_{\sigma, \sigma^*}^{-1}(\vec{O}^{\text{cb}}) \setminus \bigsqcup_{j \in J} C_j^*. \end{aligned}$$

(3) The map  $\varphi_{\sigma, \sigma^*}$  specializes to the bijection

$$\begin{aligned} \varphi_{\sigma, \sigma^*} : \{\sigma^*\text{-compatible orientations}\} &\rightarrow \{\text{spanning sets}\} \\ \vec{O} &\mapsto \text{BBY}_{\sigma, \sigma^*}^{-1}(\vec{O}^{\text{cb}}) \cup \bigsqcup_{i \in I} C_i. \end{aligned}$$

*Proof.* (1) This is a direct consequence of Theorem 1.13(1) and Theorem 3.7.

(2) Let  $A = \varphi_{\sigma, \sigma^*}(\vec{O})$ . Then  $A$  is an independent set  $\Leftrightarrow I = \emptyset$  (by Lemma 2.7)  $\Leftrightarrow \vec{O}$  is  $\sigma$ -compatible.

(3) The proof is similar to the one of (2). □

The following result is a direct consequence of Theorem 1.13 and Theorem 3.8.

**Corollary 3.9.** For a *triangulating* signature  $\sigma$  (resp.  $\sigma^*$ ), the  $\sigma$ -compatible (resp.  $\sigma^*$ -compatible) orientations form representatives for circuit reversal classes (resp. cocircuit reversal classes).

**Remark 3.10.** We can further generalize Theorem 3.8(2)(3) a bit. From the proof of Theorem 3.8(2) (including the preceding lemmas), it is clear that if  $\sigma$  is a triangulating signature and  $\mathcal{A}^*$  is a dissecting atlas, then  $\varphi_{\mathcal{A}_\sigma, \mathcal{A}^*}$  specializes to a bijection between  $\{\sigma\text{-compatible orientations}\}$  and  $\{\text{independent sets}\}$ . The dual statement also holds.

So far, we have proved every claim in Section 1.6 except Theorem 1.24, which we will prove next.

**3.4. Triangulating cycle signatures of graphs.** For graphs, we have a nice description (Theorem 1.24) for the triangulating cycle signatures. We will prove the result and use it to check an example where a triangulating cycle signature is not acyclic.

Let  $G$  be a graph where multiple edges are allowed (loops are of no interest here). By cycles of  $G$ , we mean simple cycles. When we add cycles, we view them as vectors in  $\mathbb{Z}^E$ .

We start with a basic lemma. We cannot find a reference, so we prove it briefly.

**Lemma 3.11.** If the sum of two directed cycles  $\vec{C}_1$  and  $\vec{C}_2$  of  $G$  is a directed cycle, then their common edges  $C_1 \cap C_2$  form a path (which is directed in opposite ways in the two directed cycles).

*Proof.* Clearly  $C_1 \cap C_2$  contains a path. Take a maximal path and consider its two endpoints  $v_1$  and  $v_2$ . We put a chip  $c$  at  $v_1$  and move  $c$  along  $\vec{C}_1$ . Without loss of generality, we may assume  $c$  leaves the path and certainly leaves  $C_2$ . We claim that the next place where  $c$  reaches  $C_2$  is  $v_2$ , which finishes the proof of the lemma. Indeed, if  $c$  reaches a common vertex of  $C_1$  and  $C_2$  other than  $v_2$ , then we can move  $c$  back to  $v_1$  along  $\vec{C}_2$ , and hence the route of  $c$  forms a direct cycle which is strictly contained in  $\vec{C}_1 + \vec{C}_2$ . This contradicts that  $\vec{C}_1 + \vec{C}_2$  is a cycle.  $\square$

Our target is to prove the following result. The proof needs a technical lemma which we will state and prove right after the result. The proof (including the technical lemma) is due to Gleb Nenashev.

**Theorem 3.12** (Theorem 1.24). Let  $\sigma$  be a *cycle signature* of a *graph*  $G$ . Then the following are equivalent.

- (1)  $\sigma$  is triangulating.
- (2) For any three directed cycles in  $\sigma$ , the sum is not zero.
- (3) For any two directed cycles in  $\sigma$ , if their sum is a cycle, then the sum is in  $\sigma$ .

*Proof.* The equivalence of (2) and (3) is trivial. Without loss of generality, we may assume  $G$  is connected.

Then we prove (1) implies (3). Denote the two directed cycles by  $\vec{C}_1$  and  $\vec{C}_2$ , and their sum by  $\vec{C}$ . By Lemma 3.11,  $C_1 \cap C_2$  is a path  $P$ . Hence we can get a forest from  $C_1 \cup C_2$  by removing one edge in  $C_1 \setminus P$  and one edge in  $C_2 \setminus P$ . We extend the forest to a spanning tree  $B$  of  $G$ . Then  $C_1$  and  $C_2$  are both fundamental cycles of  $G$  with respect to  $B$ . Consider the external atlas  $\vec{B} \in \mathcal{A}_\sigma$ . Because  $C_1, C_2 \in \sigma$ , we have  $\vec{C}_1, \vec{C}_2 \subseteq \vec{B}$ , and hence  $\vec{C} \subseteq \vec{B}$ . Because  $\sigma$  is triangulating,  $\vec{C} \in \sigma$ .

The difficult part is (3) implies (1). For any  $\vec{B} \in \mathcal{A}_\sigma$  and any signed circuit  $\vec{C} \subseteq \vec{B}$ , we want to show  $\vec{C} \in \sigma$ . By Lemma 3.13, we can write  $\vec{C}$  as the sum of directed fundamental cycles with a complete parenthesization such that each time we add two directed cycles up, the sum is always a directed cycle. Because  $\vec{C} \subseteq \vec{B}$ , all the directed fundamental cycles in the summation are in  $\sigma$ . Due to (3),  $\vec{C} \in \sigma$ .  $\square$

**Lemma 3.13** (Theorem 3.12 continued). Let  $B$  be a spanning tree of a connected graph  $G$  and  $\vec{C}$  be a directed cycle. Denote by  $\vec{e}_1, \dots, \vec{e}_m$  the external arcs that appear in  $\vec{C}$  in order (with an arbitrary start). By Lemma 3.3,

$$\vec{C} = \sum_{i=1}^m \vec{C}(B, \vec{e}_i).$$

Then the summation can be completely parenthesized such that during the summation the sum of two terms is always a directed cycle. (e.g.,  $\vec{C} = (\vec{C}_1 + \vec{C}_2) + (\vec{C}_3 + (\vec{C}_4 + \vec{C}_5))$  is completely parenthesized, and we hope  $\vec{C}_1 + \vec{C}_2$ , and  $\vec{C}_3 + (\vec{C}_4 + \vec{C}_5)$  are all directed cycles.)

*Proof.* Without loss of generality, we may assume that any two vertices in  $G$  are adjacent, because adding an edge to  $G$  does not affect the result.

We use induction on  $m$ . When  $m \leq 2$ , the statement is trivial. Assume the statement holds for some integer  $m \geq 2$ , and we need to show it holds for  $m + 1$ .

Denote  $\vec{C}$  by  $(\vec{e}_1, \vec{P}_1, \vec{e}_2, \vec{P}_2, \dots, \vec{e}_{m+1}, \vec{P}_{m+1})$ , where  $\vec{P}_i \subseteq \vec{C}$  is the directed (internal) path connecting  $\vec{e}_i$  and  $\vec{e}_{i+1}$ . See Figure 6.

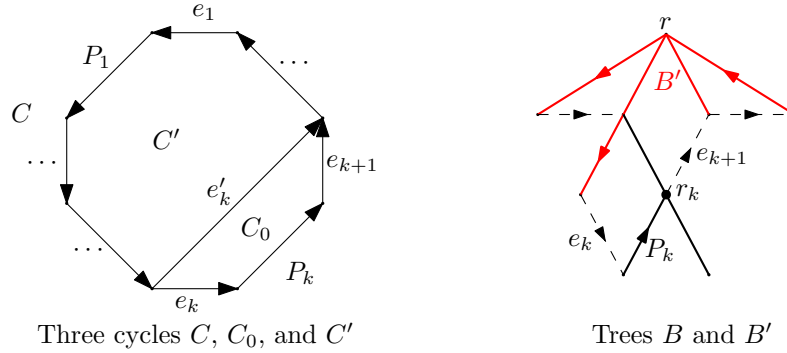


FIGURE 6. The pictures used in Lemma 3.13. In the right-hand side picture, the tree  $B$  is in solid lines and the tree  $B'$  is in red solid lines. The dashed lines are some external edges. The directed edges form the directed cycle  $\vec{C}$ .

We denote the vertices in an object by  $V(\text{object})$ . The set  $V(\vec{P}_i)$  includes the two endpoints of the path. When  $\vec{P}_i$  contains no arc, we define  $V(\vec{P}_i)$  to be the head of  $\vec{e}_i$ , which is also the tail of  $\vec{e}_{i+1}$ .

We take a vertex  $r$  of  $G$  viewed as the root of the tree  $B$ . Define the *height* of a vertex  $v$  to be the number of edges in the unique path in  $B$  connecting  $v$  and  $r$ . For a (internal) path  $\vec{P}_i$ , there exists a unique vertex in  $\vec{P}_i$  with the *minimum* height. We denote the vertex by  $r_i$  and define the *height* of  $\vec{P}_i$  to be the height of  $r_i$ . Let  $\vec{P}_k$  be a path having the *maximal* height among all  $\vec{P}_i$ . We remove the vertex  $r_k (\neq r)$  together with the incident edges from the tree  $B$  and denote the connected component containing  $r$  by  $B'$ . Then  $B'$  is a tree not containing any vertex in  $\vec{P}_k$  but containing the vertices in  $V(C) \setminus V(\vec{P}_k)$ . We will see the construction of  $\vec{P}_k$  and  $B'$  is crucial to our proof.

Without loss of generality, we may assume  $1 < k < m + 1$ . Let  $\vec{e}_k'$  be the arc directed from the tail of  $\vec{e}_k$  to the head of  $\vec{e}_{k+1}$ . Denote by  $\vec{C}_0$  the directed cycle  $(\vec{e}_k, \vec{P}_k, \vec{e}_{k+1}, -\vec{e}_k')$ . Let  $\vec{C}' = \vec{C} - \vec{C}_0$ . Note that  $\vec{C}'$  is the directed cycle obtained from  $\vec{C}$  by replacing the path  $(\vec{e}_k, \vec{P}_k, \vec{e}_{k+1})$  with the arc  $\vec{e}_k'$ . By Lemma 3.3, we have

$$\vec{C}' = \sum_{i=1}^{k-1} \vec{C}(B, \vec{e}_i) + \vec{C}(B, \vec{e}_k') + \sum_{i=k+2}^{m+1} \vec{C}(B, \vec{e}_i).$$

Now we apply the induction hypothesis to  $\vec{C}'$  and get a way to completely parenthesize the summation so that the parenthesization has the desired property for  $\vec{C}'$ .

We rewrite  $\vec{C}$  as

$$\begin{aligned} \vec{C} &= \vec{C}' + \vec{C}_0 = \sum_{i=1}^{k-1} \vec{C}(B, \vec{e}_i) + (\vec{C}(B, \vec{e}_k') + \vec{C}_0) + \sum_{i=k+2}^{m+1} \vec{C}(B, \vec{e}_i) \\ &= \sum_{i=1}^{k-1} \vec{C}(B, \vec{e}_i) + (\vec{C}(B, \vec{e}_k) + \vec{C}(B, \vec{e}_{k+1})) + \sum_{i=k+2}^{m+1} \vec{C}(B, \vec{e}_i). \end{aligned}$$

We completely parenthesize the summation for  $\vec{C}$  in the same way as we just did for  $\vec{C}'$  by adding up  $(\vec{C}(B, \vec{e}_k) + \vec{C}(B, \vec{e}_{k+1}))$  first and then treating it as the summand  $\vec{C}(B, \vec{e}_k')$  in  $\vec{C}'$ .

We claim this gives us the desired parenthesization. Indeed, for any new directed cycle  $\vec{D}$  produced in the summation of  $\vec{C}$ , there are two cases.

- If  $\vec{D}$  does not use  $\vec{e}_k$  (and hence  $\vec{e}_{k+1}$ ), then  $\vec{D}$  also appear in the summation of  $\vec{C}'$ . Thus  $\vec{D}$  is a directed cycle.
- If  $\vec{D}$  uses  $\vec{e}_k$ , then the corresponding term in the summation of  $\vec{C}'$  is  $\vec{D}' = \vec{D} - \vec{C}_0$ , where  $\vec{D}'$  could be  $\vec{C}(B, \vec{e}_k')$  or a newly produced directed cycle containing  $\vec{e}_k'$ . Note that the endpoints of all the external edges in  $\vec{C}'$  are in  $B'$ . So all the fundamental cycles in the summation of  $\vec{C}'$  only use vertices in  $B'$ , and hence  $\vec{D}'$  does not use any vertex in  $\vec{P}_k$ . Thus  $\vec{D} = \vec{D}' + \vec{C}_0$  is a directed cycle.

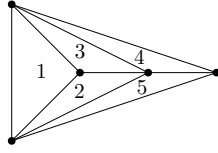
□

Now we present an example to show that a circuit signature being acyclic is stronger than being triangular. (We used a computer program to find the example.)

**Proposition 3.14.** There exists a planar graph that admits a triangulating but not acyclic cycle signature.

*Proof.* We remove one edge in the complete graph on 5 vertices and denote the new graph by  $G$ .

The graph  $G$  is planar, which allows us to present its directed cycles using regions. We denote by  $C_i$  the cycle that bounds the region labeled by  $i$  in Figure 7, where


 FIGURE 7. The graph  $G$  used in Proposition 3.14

$i = 1, 2, 3, 4, 5$ . By orienting them counterclockwise, we obtain five directed cycles  $\vec{C}_1, \dots, \vec{C}_5$ .

Let the cycle signature  $\sigma$  be the set of the following directed cycles. The counterclockwise ones are 2, 3, 5, 23, 25, 123, 235, 245, 345, 1235, 2345, and the clockwise ones are  $-1$ ,  $-4$ ,  $-12$ ,  $-13$ ,  $-34$ ,  $-45$ ,  $-125$ ,  $-134$ ,  $-234$ ,  $-1234$ ,  $-12345$ , where “23” means  $\vec{C}_2 + \vec{C}_3$ , “ $-234$ ” means  $-\vec{C}_2 - \vec{C}_3 - \vec{C}_4$ , etc. There are twenty-two cycles in all.

The signature  $\sigma$  is not acyclic because the sum of the directed cycles 123, 245,  $-234$ , and  $-125$  is zero.

It is straightforward to check  $\sigma$  is triangulating by Theorem 3.12(2). (This should be done in minutes by hand. We remark that it is much harder to check  $\sigma$  or  $\mathcal{A}_\sigma$  is triangulating by definition since there are 75 spanning trees. )  $\square$

**3.5. The Bernardi bijection.** We will apply our theory to recover and generalize some features of the Bernardi bijection in this subsection. For the definition of the Bernardi bijection  $f_{\mathcal{A}_B, \mathcal{A}_q^*}$ , see Example 1.5.

Note that the internal atlas  $\mathcal{A}_q^*$  is a special case of  $\mathcal{A}_{\sigma^*}^*$ , where  $\sigma^*$  is an acyclic cocycle signature [25, Example 5.1.5], so  $\mathcal{A}_q^*$  is triangulating. The external atlas  $\mathcal{A}_B$  is not triangulating in general (Remark 1.18). However, it is always dissecting. This fact was discovered and proved by Kálmán and Tóthmérész [18, 19] in a different language; see Section 1.8. For readers’ convenience, we give a proof here.

**Lemma 3.15.** [18, 19] The external atlas  $\mathcal{A}_B$  is dissecting.

*Proof.* By definition, we need to check  $\vec{F} = \vec{B}_1 \cap (-\vec{B}_2)$  has a potential cocircuit, where  $B_1$  and  $B_2$  are two different spanning trees.

Consider the first edge  $e_0$  where the Bernardi processes for  $B_1$  and  $B_2$  differ. Without loss of generality, we may assume  $e_0 \in B_1$  and  $e_0 \notin B_2$ . Consider the fundamental cocircuit  $C^*$  of  $e_0$  with respect to  $B_1$ . We orient it away from  $q$  and get the signed cocircuit  $\vec{C}^*$ . We will prove that  $\vec{C}^*$  is a potential cocircuit of  $\vec{F}$ . See Figure 8.

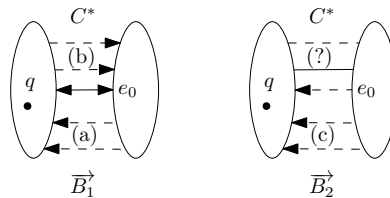


FIGURE 8. The figure used in the proof of Lemma 3.15

Note that the Bernardi tour for  $B_1$  uses  $e_0$  twice. When it visits  $e_0$  the second time, any external edges  $f$  in  $C^*$  has been cut at least once. Recall that the notation  $\vec{B}_1|_f$  means (the set of) the arc  $\vec{f}$  induced by the tour. There are two cases.

(a) If the tour cuts  $f$  before its first visit to  $e_0$ , then  $-\vec{B}_1|_f \subseteq \vec{C}^*$ .

(b) If the tour cuts  $f$  after its first visit to  $e_0$ , then  $\vec{B}_1|_f \subseteq \vec{C}^*$ . Hence  $\vec{F}|_f \subseteq \vec{C}^*$ .

Now we look at the Bernardi process for  $B_2$ . We know the following two cases.

(c) For any edge  $f$  in (a), we have  $\vec{B}_2|_f = \vec{B}_1|_f$  because the two tours coincide until they reach  $e_0$ . Hence  $\vec{F}|_f = \emptyset \subseteq \vec{C}^*$ .

(d) For the edge  $e_0$ , which is external with respect to  $B_2$ , we have  $-\vec{B}_2|_{e_0} \subseteq \vec{C}^*$ , and hence  $\vec{F}|_{e_0} \subseteq \vec{C}^*$ .

By (b), (c), and (d), the signed circuit  $\vec{C}^*$  is a potential cocircuit of  $\vec{F}$ .  $\square$

Now we may apply Theorem 1.8 and Theorem 1.13 to  $f_{\mathcal{A}_B, \mathcal{A}_q^*}$  and get the following results, where Corollary 3.16(1) recovers the bijectivity of  $\vec{f}_{\mathcal{A}_B, \mathcal{A}_q^*}$  proved in [7], (2) extends it, and (3) generalizes it.

**Corollary 3.16.** Let  $G$  be a connected ribbon graph.

- (1) The Bernardi map  $f_{\mathcal{A}_B, \mathcal{A}_q^*}$  induces a bijection  $\vec{f}_{\mathcal{A}_B, \mathcal{A}_q^*} : B \mapsto [\beta_{(q,e)}]$  between the spanning trees of  $G$  and the cycle-cocycle reversal classes of  $G$ .
- (2) The Bernardi map  $f_{\mathcal{A}_B, \mathcal{A}_q^*}$  can be extended to a bijection  $\varphi_{\mathcal{A}_B, \mathcal{A}_q^*}$  between subgraphs and orientations in the sense of Theorem 1.13.
- (3) Let  $\sigma^*$  be any triangulating cocycle signature. Then the modified Bernardi map  $f_{\mathcal{A}_B, \mathcal{A}_{\sigma^*}^*}$  still has the properties (1) and (2).

#### 4. LAWRENCE POLYTOPES

In this section, we will prove Theorem 1.30 and Theorem 1.31 introduced in Section 1.7 together with some basic properties of Lawrence polytopes.

For the definitions, see Section 1.7. Here we recall that  $M_{r \times n}$  is a totally unimodular matrix representing a *loopless* regular matroid  $\mathcal{M}$ . The Lawrence matrix is

$$\begin{pmatrix} M_{r \times n} & \mathbf{0} \\ I_{n \times n} & I_{n \times n} \end{pmatrix},$$

whose columns are denoted by  $P_1, \dots, P_n, P_{-1}, \dots, P_{-n}$  in order. The *Lawrence polytope*  $\mathcal{P} \in \mathbb{R}^{n+r}$  is the convex hull of the points  $P_1, \dots, P_n, P_{-1}, \dots, P_{-n}$ .

Due to duality, we will only prove Theorem 1.30 and Theorem 1.31 for  $\mathcal{P}$ . The proof is long, so we divide the section into three parts.

**4.1. A single maximal simplex of the Lawrence polytope.** The target of this subsection is to characterize maximal simplices of the Lawrence polytope  $\mathcal{P}$ .

We start with three basic lemmas, and the proofs are omitted. We denote by  $(x_1, \dots, x_r, y_1, \dots, y_n)$  the coordinates of the Euclidean space  $\mathbb{R}^{n+r}$  containing  $\mathcal{P}$ .

**Lemma 4.1.** The Lawrence polytope  $\mathcal{P}$  is in the affine subspace  $\sum_{i=1}^n y_i = 1$ , and the affine subspace does not contain the origin and is of dimension  $n + r - 1$ .

**Lemma 4.2.** The convex hull of  $k+1$  points  $Q_1, \dots, Q_{k+1}$  in an affine subspace that does not pass through the origin is a  $k$ -dimensional simplex if and only if the corresponding vectors  $Q_1, \dots, Q_{k+1}$  are linearly independent.

**Lemma 4.3.** The linear combination  $\sum_{i=1}^n (a_i P_i + a_{-i} P_{-i})$  is zero if and only if  $a_i = -a_{-i}$  for all  $i$  and  $\sum_{i=1}^n a_i M_i = 0$ , where  $M_i$  is the  $i$ -th column of  $M$ .

**Proposition 4.4.** The vertices of  $\mathcal{P}$  are the points  $P_1, \dots, P_n, P_{-1}, \dots, P_{-n}$ .

*Proof.* It suffices to show that any point  $P_i$ , where  $i$  could be positive or negative, cannot be express as a convex combination of the other points. Assume by contradiction that we can do so for some  $P_i$ . Then by Lemma 4.3,  $P_{-i}$  must have coefficient one in the convex combination, and hence  $P_i = P_{-i}$ . This contradicts our assumption that  $\mathcal{M}$  is loopless.  $\square$

Recall that we label the arcs of  $\mathcal{M}$  are denoted by  $\vec{e}_1, \dots, \vec{e}_n$  and  $\vec{e}_{-1}, \dots, \vec{e}_{-n}$ . We denote the underlying edge of the arc  $\vec{e}_i$  by  $e_i$ , where  $i > 0$ . We define the bijection

$$\begin{aligned} \chi : \{\text{vertices of } \mathcal{P}\} &\rightarrow \{\text{arcs of } \mathcal{M}\} \\ P_i &\mapsto \vec{e}_i \end{aligned}$$

We need the following lemma to characterize the maximal simplices of  $\mathcal{P}$ .

**Lemma 4.5.** Let  $I \subseteq \{1, \dots, n, -1, \dots, -n\}$ . Then the vectors  $\{P_i : i \in I\}$  is linear dependent if and only if there exists a bioriented circuit in  $\{\vec{e}_i : i \in I\}$ , where a bioriented circuit is the union of two opposite signed circuits (as sets of arcs).

*Proof.* This is due to Lemma 4.3 and the fact that a collection of columns  $M_i$  of  $M$  is linear dependent if and only if the corresponding edges  $e_i$  contain a circuit.  $\square$

**Corollary 4.6.** (1) The Lawrence polytope  $\mathcal{P}$  has dimension  $n + r - 1$ .

(2) The map  $\chi$  induces a bijection (still denoted by  $\chi$ )

$$\begin{aligned} \chi : \{\text{maximal simplices of } \mathcal{P}\} &\rightarrow \{\text{externally oriented bases of } \mathcal{M}\} \\ &\text{a maximal simplex} \\ &\text{with vertices } \{P_i : i \in I\} &\mapsto \text{the fourientation } \{\chi(P_i) : i \in I\}. \end{aligned}$$

*Proof.* Clearly if a set  $\vec{F}$  of arcs of  $\mathcal{M}$  does not contain a bioriented circuit, then its cardinality satisfies  $|\vec{F}| \leq n + r$ , and the equality holds if and only if  $\vec{F}$  is an externally oriented basis of  $\mathcal{M}$ . By Lemma 4.5, Lemma 4.1, and Lemma 4.2, the corollary holds.  $\square$

This finishes the proof of Theorem 1.30(1)(2).

**4.2. Two maximal simplices of the Lawrence polytope.** To show Theorem 1.30(3), which characterizes the triangulations and dissections of  $\mathcal{P}$ , we first prove Proposition 4.12, which characterizes when two maximal simplices satisfy (II) and (III) in Definition 1.29, respectively.

Note that when we say two simplices or two fourientations, they might be identical.

We need some preparations.

**Definition 4.7.** (1) If the vertices of a simplex  $S$  are some of the vertices of  $\mathcal{P}$ , then  $S$  is called a *simplex of  $\mathcal{P}$* .

(2) The relative interior of  $S$  is denoted by  $S^\circ$ .

The following lemma is basic, and the proof is omitted.

**Lemma 4.8.** Let  $S$  be a simplex and  $x \in S$ . Then the point  $x$  can be uniquely written as a convex combination of the vertices of  $S$ . Moreover,  $x \in S^\circ$  if and only if each vertex of  $S$  has a nonzero coefficient in the convex combination.

The following lemma gives an equivalent description of (III) in Definition 1.29. The book [10, Definition 2.3.1] uses it as a definition. The proof is omitted.

**Lemma 4.9.** Let  $S_1$  and  $S_2$  be two maximal simplices of  $\mathcal{P}$ . Then  $S_1$  and  $S_2$  intersect in a common face if and only if for any face  $A_1$  of  $S_1$  and any face  $A_2$  of  $S_2$  such that  $A_1^\circ \cap A_2^\circ \neq \emptyset$ , we have  $A_1 = A_2$ .

We aim at describing  $A_1^\circ \cap A_2^\circ = \emptyset$  in terms of fourorientations (Lemma 4.11). Before this, we introduce a notation and a simple lemma without proof. Let  $\vec{F}$  be a fourorientation, then we let

$$E(\vec{F}) = \{e \in E : \vec{F}|_e \neq \emptyset\}.$$

**Lemma 4.10.** Let  $\vec{F}_1$  and  $\vec{F}_2$  be two fourorientations of  $\mathcal{M}$  such that  $E(\vec{F}_1) = E(\vec{F}_2)$ . Then  $\vec{F}_1 \neq \vec{F}_2$  if and only if  $\vec{F} = \vec{F}_1 \cap (-\vec{F}_2)$  contains a one-way oriented edge.

**Lemma 4.11.** Assume  $S_1$  and  $S_2$  are two simplices  $\mathcal{P}$  (not necessarily maximal). Let  $\vec{F}_k$  be the fourorientation  $\chi(S_k)$  for  $k = 1, 2$ , and denote  $\vec{F} = \vec{F}_1 \cap (-\vec{F}_2)$ . Then  $S_1^\circ \cap S_2^\circ \neq \emptyset$  if and only if  $E(\vec{F}_1) = E(\vec{F}_2)$  and any one-way oriented edge in  $\vec{F}$  belongs to a potential circuit of  $\vec{F}$ .

*Proof.* By Lemma 4.10, when  $S_1 = S_2$ , the statement holds. We only consider the case  $S_1 \neq S_2$ .

We first prove the “only if” part. Let  $x \in S_1^\circ \cap S_2^\circ$ . Throughout the proof,  $k \in \{1, 2\}$ . We denote by  $F_k$  the set of *indices* of the edges in  $E(\vec{F}_k)$  ( $F_k \subseteq \{1, \dots, n\}$ ).

By Lemma 4.8, we may write

$$x = \sum_{i \in F_1} (w_{1i}^+ P_i + w_{1i}^- P_{-i}) = \sum_{i \in F_2} (w_{2i}^+ P_i + w_{2i}^- P_{-i}),$$

where the nonnegative coefficients  $w_{ki}^+, w_{ki}^-$  sum up to 1 for each  $k$ , and only when the edge  $e_i$  is one-way oriented in  $\vec{F}_k$ , one of  $w_{ki}^+$  and  $w_{ki}^-$  is zero.

Now we compare the two convex combinations of  $x$  (recall Lemma 4.3). From the lower half of the Lawrence matrix, we get  $F_1 = F_2$  and  $w_{1i}^+ + w_{1i}^- = w_{2i}^+ + w_{2i}^-$  for  $i \in F_1$ . Denote  $w_i = w_{1i}^+ + w_{1i}^-$ . It is clear that  $\sum_{i \in F_1} w_i = 1$  and each summand  $w_i > 0$ .

Now we focus on the upper half of the Lawrence matrix. The computational results are summarized in Table 4, which compares the two convex combinations of  $x$  restricted to the top  $r$  entries. Denote by  $a_{ki} \in \mathbb{R}^r$  the top  $r$  entries of the vector  $w_{ki}^+ P_i + w_{ki}^- P_{-i}$  for  $i \in F_1$ . For every  $i \in F_1$ , according to the status of the edge  $e_i$  in  $\vec{F}$ , there are 4 possible



type of $e_i$ in terms of $\vec{F}$	type of $e_i$ in terms of $\vec{F}_k$ and label	$a_{1i}$	$a_{2i}$	$a_{1i} - a_{2i}$
$\vec{F} = \updownarrow$	1: $\vec{F}_1 = \vec{F}_2 = \updownarrow$	$w_{1i}^+ M_i$	$w_{2i}^+ M_i$	$(w_{1i}^+ - w_{2i}^+) M_i$
$\vec{F} = \emptyset$	2: $\vec{F}_1 = \vec{F}_2 = \vec{e}_i$	$w_i M_i$	$w_i M_i$	0
	3: $\vec{F}_1 = \vec{F}_2 = \vec{e}_{-i}$	0	0	0
$\vec{F} = \vec{e}_i$	4: $\vec{F}_1 = \vec{e}_i, \vec{F}_2 = \updownarrow$	$w_i M_i$	$w_{2i}^+ M_i$	$w_{2i}^- M_i$
	5: $\vec{F}_1 = \updownarrow, \vec{F}_2 = \vec{e}_{-i}$	$w_{1i}^+ M_i$	0	$w_{1i}^+ M_i$
	6: $\vec{F}_1 = \vec{e}_i, \vec{F}_2 = \vec{e}_{-i}$	$w_i M_i$	0	$w_i M_i$
$\vec{F} = \vec{e}_{-i}$	7: $\vec{F}_1 = \vec{e}_{-i}, \vec{F}_2 = \updownarrow$	0	$w_{2i}^+ M_i$	$-w_{2i}^+ M_i$
	8: $\vec{F}_1 = \updownarrow, \vec{F}_2 = \vec{e}_i$	$w_{1i}^+ M_i$	$w_i M_i$	$-w_{1i}^- M_i$
	9: $\vec{F}_1 = \vec{e}_{-i}, \vec{F}_2 = \vec{e}_i$	0	$w_i M_i$	$-w_i M_i$

TABLE 4. The computational results used in Lemma 4.11. Here  $M_i$  is the  $i$ -th column of  $M$ , and  $a_{ki} \in \mathbb{R}^r$  is the top  $r$  entries of the vector  $w_{ki}^+ P_i + w_{ki}^- P_{-i}$ .

types given in the first column of the table. We omit “ $|_{e_i}$ ” after  $\vec{F}$  and  $\vec{F}_k$  (e.g.  $\vec{F} = \updownarrow$  means  $\vec{F}|_{e_i} = \updownarrow$ ). These 4 types are further divided into 9 types according to how  $\vec{F}_1$  and  $\vec{F}_2$  orient  $e_i$ . Note that neither  $\vec{F}_1$  nor  $\vec{F}_2$  could be empty over  $e_i$ . Then for each of the 9 types, we know whether  $P_i$  and  $P_{-i}$  are in  $S_k$  because  $\vec{F}_k = \chi(S_k)$ . For example, when  $e_i$  is of the 4th type,  $P_i \in S_1, P_{-i} \notin S_1$ , and hence  $w_{1i}^+ P_i + w_{1i}^- P_{-i} = w_i P_i$ . So, the vector  $u_{1i}$ , which is the top  $r$  entries of  $w_{1i}^+ P_i + w_{1i}^- P_{-i}$ , is  $w_i M_i$  for the 4th type. Similarly, one can get all the other results in the table. Because  $S_1 \neq S_2$  and  $F_1 = F_2$ , by Lemma 4.10, there exists an edge in rows 4 to 9.

By definition,

$$\sum_{i \in F_1} (a_{1i} - a_{2i}) = 0.$$

Denote the coefficients of  $M_i$  in the last column of the table by  $u_i \in \mathbb{R}$  and let  $u \in \mathbb{R}^r$  be the column vector  $(u_i)_{1 \leq i \leq r}$ , where we set  $u_i = 0$  for  $i \in \{1, \dots, n\} \setminus F_1$ , so

$$Mu = \sum_{i \in F_1} u_i M_i = \sum_{i \in F_1} (a_{1i} - a_{2i}) = 0.$$

By applying Lemma 2.4 to  $u \in \ker_{\mathbb{R}}(M)$ , we may decompose  $u$  into a linear combination  $\sum k_j \vec{C}_j$  of signed circuits, where  $k_j > 0$  and for each edge  $e_i$  of each  $C_j$ , the sign of  $e_i$  in  $\vec{C}_j$  agrees with the sign of  $u_i$ . However, by the table, for each edge  $e_i$  that is one-way oriented in  $\vec{F}$  (rows 4 to 9), the sign of  $u_i$  agrees with  $\vec{F}|_{e_i}$  (comparing the first column with the last column). So, as sets of arcs,  $\vec{C}_j \subseteq \vec{F}$ . Hence any one-way oriented edge in  $\vec{F}$  belongs to a potential circuit  $\vec{C}_j$  of  $\vec{F}$ .

For the “if” part, our proof strategy is to reverse the proof of the “only if” part. Note that the second column of the table still lists all the possible types of edges  $e \in F_1 (= F_2)$ ,

and there exists at least one edge in rows 4 to 9 by Lemma 4.10. Because any one-way oriented edge in  $\vec{F}$  belongs to a potential circuit of  $\vec{F}$ , by adding these signed circuit up, we get a vector  $u = (u_i) \in \ker_{\mathbb{R}}(M)$ , where for each edge  $e_i$  that is one-way oriented in  $\vec{F}$ , the sign of  $u_i$  agrees with  $\vec{F}|_{e_i}$ . Intuitively,  $u$  agrees with the sign pattern (including zero) of the last column of the table from row 2 to row 9 but the weights “ $w$ ” are not normalized. Then for each  $i \in F_1$ , we write  $u_i M$  as  $\tilde{a}_{1i} - \tilde{a}_{2i}$  such that  $\tilde{a}_{ki}$  is a multiple of  $M_i$  and agrees with the sign pattern (including zero) of  $a_{ki}$  in the table, which is always feasible because the coefficients of  $M_i$  are allowed to be larger than 1. Then we find nonnegative numbers  $\tilde{w}_{ki}^+$  and  $\tilde{w}_{ki}^-$  such that

- (1)  $\tilde{a}_{ki}$  is the top  $r$  entries of the vector  $\tilde{w}_{ki}^+ P_i + \tilde{w}_{ki}^- P_{-i}$ ;
- (2)  $\tilde{w}_{1i}^+ + \tilde{w}_{1i}^- = \tilde{w}_{2i}^+ + \tilde{w}_{2i}^-$ ;
- (3) the sign pattern agrees with the second column of the table (i.e.,  $\tilde{w}_{ki}^+ = 0 \Leftrightarrow \vec{F}|_{e_i} = \vec{e}_{-i}$  and  $\tilde{w}_{ki}^- = 0 \Leftrightarrow \vec{F}|_{e_i} = \vec{e}_i$ ).

It is straightforward to check this is also feasible. Lastly, we normalize the weights  $\tilde{w}_{ki}^+$  and  $\tilde{w}_{ki}^-$  to obtain  $w_{ki}^+$  and  $w_{ki}^-$  such that the total sum is 1 for each  $k$ . The point  $x = \sum_{i \in F_1} (w_{1i}^+ P_i + w_{1i}^- P_{-i}) = \sum_{i \in F_2} (w_{2i}^+ P_i + w_{2i}^- P_{-i})$  is in  $S_1^\circ \cap S_2^\circ$ . □

We are ready to prove the main result of this subsection.

**Proposition 4.12.** Let  $S_1$  and  $S_2$  be two maximal simplices of  $\mathcal{P}$ . Let  $\vec{B}_k$  be the externally oriented basis  $\chi(S_k)$  for  $k = 1, 2$ , and denote  $\vec{F} = \vec{B}_1 \cap (-\vec{B}_2)$ .

- (1)  $S_1^\circ \cap S_2^\circ = \emptyset$  if and only if  $\vec{F}$  has a potential cocircuit.
- (2)  $S_1$  and  $S_2$  intersect at a common face if and only if  $\vec{F}$  has no potential circuit.
- (3) If one of the equivalent conditions in (1) or (2) holds, then  $S_1 \neq S_2$  implies  $B_1 \neq B_2$ .

*Proof.* First we prove (3). Assume by contradiction that  $B_1 = B_2$ . Then  $\vec{F}$  is a fourientation where the internal edges are all bioriented and there exists one external edge that is one-way oriented due to  $\vec{B}_1 \neq \vec{B}_2$ . So,  $\vec{F}$  has no potential cocircuit and has a potential circuit, which gives the contradiction.

For (1), we apply Lemma 4.11 to  $S_1$  and  $S_2$ . Since  $E(\vec{B}_1) = E(\vec{B}_2)$  always holds,  $S_1^\circ \cap S_2^\circ = \emptyset$  if and only if there exist a one-way oriented edge in  $\vec{F}$  such that it does not belong to any potential circuit of  $\vec{F}$ . By Lemma 2.3, we find a potential cocircuit of  $\vec{F}$ .

For (2), we apply Lemma 4.9. The maximal simplices  $S_1$  and  $S_2$  do not intersect in a common face if and only if there exist two distinct faces  $A_1$  of  $S_1$  and  $A_2$  of  $S_2$  such that  $A_1^\circ \cap A_2^\circ \neq \emptyset$ , which by Lemma 4.11 is equivalent to

- ( $\star$ ) there exist two distinct fourientations  $\vec{F}_1 \subseteq \vec{B}_1$  and  $\vec{F}_2 \subseteq \vec{B}_2$  such that  $E(\vec{F}_1) = E(\vec{F}_2)$  and any one-way oriented edge in  $\vec{F}_0 := \vec{F}_1 \cap (-\vec{F}_2)$  belongs to a potential circuit of  $\vec{F}_0$ .

It remains to show ( $\star$ ) is equivalent to  $\vec{F}$  having a potential circuit. If ( $\star$ ) holds, then  $\vec{F}_0 \subseteq \vec{F}$ , and hence a potential circuit of  $\vec{F}_0$  is also a potential circuit of  $\vec{F}$ . By

Lemma 4.10, there is indeed a one-way oriented edge in  $\vec{F}_0$ . Thus  $\vec{F}$  has a potential circuit. Conversely, if  $\vec{F}$  has a potential circuit  $\vec{C}$ , then there must be a one-way oriented edge in  $\vec{F}|_C$  (because in general  $\vec{B}_1 \cap (-\vec{B}_2)$  does not contain bioriented circuits). Set  $\vec{F}_1 = \vec{B}_1|_C$  and  $\vec{F}_2 = \vec{B}_2|_C$ . Clearly, we have  $E(\vec{F}_1) = E(\vec{F}_2)$  and  $\vec{F}_0 = \vec{F}|_C$ . By Lemma 4.10,  $\vec{F}_1 \neq \vec{F}_2$ . So,  $(\star)$  holds.  $\square$

**4.3. Volume of the Lawrence polytope and Theorem 1.30(3).** Proposition 4.12 is close to Theorem 1.30(3). It remains to show the maximal simplices coming from a dissecting atlas or a triangulating atlas indeed cover the Lawrence polytope  $\mathcal{P}$ . Unfortunately, we cannot find a direct proof showing that any point of  $\mathcal{P}$  is in some maximal simplex that comes from the given atlas. Instead, we make use of volume.

Recall that  $\mathcal{P}$  is in the affine space  $\sum_{i=1}^n y_i = 1$ , and the affine space is in  $\mathbb{R}^{n+r}$  with coordinate system  $(x_1, \dots, x_r, y_1, \dots, y_n)$ .

For a polytope  $S$ , we denote by  $\text{vol}(S)$  the volume of  $S$ .

We first compute the volume of a maximal simplex of  $\mathcal{P}$ .

**Lemma 4.13.** Let  $S$  be a maximal simplex of  $\mathcal{P}$ . Then

$$\text{vol}(S) = \frac{\sqrt{n}}{(n+r-1)!},$$

where  $n$  is the number of edges and  $n+r-1$  is the dimension of  $\mathcal{P}$ . In particular, all the maximal simplices of  $\mathcal{P}$  have the same volume.

*Proof.* Consider the pyramid  $\tilde{S}$  with the base  $S$  and the apex  $O$ .

The height of  $\tilde{S}$  is the distance from  $O$  to the affine hyperplane  $\sum_{i=1}^n y_i = 1$ , so

$$\text{vol}(\tilde{S}) = \frac{1}{\dim(\tilde{S})} \cdot \text{base} \cdot \text{height} = \frac{1}{n+r} \cdot \text{vol}(S) \cdot \frac{1}{\sqrt{n}}.$$

Another way to compute  $\text{vol}(\tilde{S})$  is using a determinant. Note that  $\tilde{S}$  is a simplex and one of its vertices is  $O$ . The coordinates of the  $n+r$  vertices of  $S$  are the corresponding columns of the Lawrence matrix

$$\begin{pmatrix} M_{r \times n} & \mathbf{0} \\ I_{n \times n} & I_{n \times n} \end{pmatrix}.$$

Thus they form a  $(n+r) \times (n+r)$  submatrix  $N$ . Hence

$$\text{vol}(\tilde{S}) = \frac{1}{\dim(\tilde{S})!} \cdot |\det(N)|.$$

Because  $M$  is totally unimodular, appending a standard unit vector to it still results in a totally unimodular matrix. By doing this repeatedly, we see that the Lawrence matrix is totally unimodular. Hence  $\det(N) = \pm 1$  and

$$\text{vol}(\tilde{S}) = \frac{1}{(n+r)!}.$$

By combining the two formulas of  $\text{vol}(\tilde{S})$ , we get the desired formula.

□

Then we try to find one triangulating atlas and one triangulation of  $\mathcal{P}$ . The existence of triangulation is proved by constructing regular triangulations; see [10, Section 2.2.1]. We will compute regular triangulations of  $\mathcal{P}$  in Section 4.4.

**Lemma 4.14.** There exists a triangulation of  $\mathcal{P}$ .

To show the existence of triangulating atlas, we show the existence of acyclic signatures, which is implicitly proved in [3] by making use of the following equivalent definition of acyclic signatures.

**Lemma 4.15.** [3, Lemma 3.1.1] Let  $\sigma$  be a circuit signature of  $\mathcal{M}$ . Then  $\sigma$  is acyclic if and only if there exists  $\vec{w} \in \mathbb{R}^E$  such that  $\vec{w} \cdot \vec{C} > 0$  for each signed circuit  $\vec{C} \in \sigma$ , where the product is the usual inner product.

**Lemma 4.16.** Let  $\mathcal{M}$  be a regular matroid.

- (1) [3] There exists an acyclic circuit signature if  $\mathcal{M}$  has at least one circuit.
- (2) There exists a triangulating external atlas.

*Proof.* (1) We can always find  $\vec{w} \in \mathbb{R}^E$  such that  $\vec{w} \cdot \vec{C} \neq 0$  for any signed circuit  $\vec{C}$ . Then put the signed circuits with positive inner products into  $\sigma$ . By Lemma 4.15,  $\sigma$  is acyclic.

(2) If  $\mathcal{M}$  has at least one circuit, then by Lemma 3.4,  $\mathcal{A}_\sigma$  is triangulating. If  $\mathcal{M}$  has no circuit, then  $\mathcal{M}$  has only one basis  $E$ . By definition,  $\mathcal{A}$  is triangulating. □

Now we play a trick to find the volume of  $\mathcal{P}$  and hence prove Theorem 1.30(3).

**Proposition 4.17.** (1) The volume of the Lawrence polytope  $\mathcal{P}$  is

$$\text{vol}(\mathcal{P}) = (\text{the number of bases of } \mathcal{M}) \cdot \frac{\sqrt{n}}{(n+r-1)!}.$$

- (2) The map  $\chi$  induces two bijections

$$\begin{aligned} \chi : \{ \text{triangulations of } \mathcal{P} \} &\rightarrow \{ \text{triangulating external atlases of } \mathcal{M} \} \\ \text{a triangulation with} & \\ \text{maximal simplices } \{S_i : i \in I\} &\mapsto \text{the external atlas } \{ \chi(S_i) : i \in I \}, \end{aligned}$$

and

$$\begin{aligned} \chi : \{ \text{dissections of } \mathcal{P} \} &\rightarrow \{ \text{dissecting external atlases of } \mathcal{M} \} \\ \text{a dissection with} & \\ \text{maximal simplices } \{S_i : i \in I\} &\mapsto \text{the external atlas } \{ \chi(S_i) : i \in I \}. \end{aligned}$$

*Proof.* (1) We denote the number of bases of  $\mathcal{M}$  by  $b$ .

By Lemma 4.13, the number of the maximal simplices used in a dissection (and hence a triangulation) of  $\mathcal{P}$  is a constant  $t$ , and we need to show  $t = b$ .

Because there exists a triangulating external atlas  $\mathcal{A}$  (Lemma 4.16), by Lemma 4.12(2), the volume of  $\mathcal{P}$  is not less than the total volume of the corresponding maximal simplices (via  $\chi$ ). Thus  $t \geq b$ .

Because there exists a triangulation of  $\mathcal{P}$  (Lemma 4.14), by Lemma 4.12(2)(3), the externally oriented bases corresponding to the maximal simplices in the triangulation have *distinct underlying bases*. Thus  $t \leq b$ . Therefore  $t = b$ .

(2) This is direct consequences of Lemma 4.12(1)(2) and part (1).  $\square$

**4.4. Regular triangulations and acyclic signatures.** For the basics of regular triangulations, we refer the readers to [20] and [10, Chapter 2]. Here we recall the construction of regular triangulations of a polytope  $\mathcal{P} \subseteq \mathbb{R}^n$  with the vertex set  $V$ .

- (i) Pick a *height function*  $h : V \rightarrow \mathbb{R}$ . *Lift* each vertex  $v \in V$  in  $\mathbb{R}^n$  to  $\mathbb{R}^{n+1}$  by appending  $h(v)$  to the coordinate of  $v$ . Take the convex hull of the lifted vertices and get a lifted polytope  $\mathcal{P}'$ .
- (ii) Project the *lower facets* of  $\mathcal{P}'$  onto  $\mathbb{R}^n$ . Here, a lower facet is a facet that is visible from below (i.e., a facet whose outer normal vector has its last coordinate negative).
- (iii) When all the lower facets are simplices, the projected facets form a triangulation of  $\mathcal{P}$ , called a *regular triangulation*. (See [10] for a proof.)

Recall the map  $\alpha : \sigma \mapsto \mathcal{A}_\sigma$  is a bijection between triangulating circuit signatures and triangulating external atlases of  $\mathcal{M}$ , and the map  $\chi$  is a bijection between triangulations of  $\mathcal{P}$  and triangulating external atlases.

**Theorem 4.18** (Theorem 1.31). The restriction of the bijection  $\chi^{-1} \circ \alpha$  to the set of acyclic circuit signatures of  $\mathcal{M}$  is bijective onto the set of regular triangulations of  $\mathcal{P}$ .

*Proof.* In this proof, we use bold letters to represent column vectors. In particular, the vertices  $P_i$  of  $\mathcal{P}$  will be denoted by  $\mathbf{P}_i$  instead. Recall that a circuit signature  $\sigma$  is acyclic if and only if there exists  $\mathbf{w} \in \mathbb{R}^E$  such that  $\mathbf{w}^T \cdot \mathbf{C} > 0$  for each signed circuit  $\mathbf{C} \in \sigma$  (Lemma 4.15).

First, we prove that a regular triangulation can always be obtained from an acyclic signature. Recall that  $(x_1, \dots, x_r, y_1, \dots, y_n)$  denotes the coordinate of a point in  $\mathbb{R}^{n+r}$  and  $\mathcal{P}$  spans the affine subspace  $\sum_{i=1}^n y_i = 1$  (Lemma 4.1 and Corollary 4.6). To lift the vertices  $\mathbf{P}_i$  of  $\mathcal{P}$ , we use the space  $\mathbb{R}^{n+r}$  and lift  $\mathbf{P}_i$  along the normal vector  $\mathbf{n}_P = (0, \dots, 0, 1, \dots, 1)^T$  of the affine subspace that  $\mathcal{P}$  lives in. To be precise, we lift  $\mathbf{P}_i$  to  $\mathbf{P}_i + h_i \cdot \mathbf{n}_P$ , for  $i = 1, \dots, n, -1, \dots, -n$ , and get the lifted polytope  $\mathcal{P}'$ .

For any maximal simplex  $S$  of  $\mathcal{P}$ , let  $S'$  be the lifted  $S$ . It is easy to check  $S'$  must be a simplex. We use the following method to decide whether  $S'$  is a lower facet of  $\mathcal{P}'$ . Let  $H$  be the unique hyperplane of  $\mathbb{R}^{n+r}$  that contains  $S'$ . Then  $S'$  is a lower facet of  $\mathcal{P}'$  if and only if for any vertex  $\mathbf{P}_j$  of  $\mathcal{P}$  not in  $S$ , we have  $h_j > \bar{h}_j$ , where  $\bar{h}_j$  is the unique number such that  $\mathbf{P}_j + \bar{h}_j \cdot \mathbf{n}_P \in H$ . Intuitively, we use the new number  $\bar{h}_j$  to lift  $\mathbf{P}_j$  so that it lies in  $H$ , so  $h_j > \bar{h}_j$  means if we lift  $\mathbf{P}_j$  by  $h_j$ , then it is higher than  $H$ . It is not hard to check that this method is valid.

Set  $\mathbf{w} = (h_1 - h_{-1}, \dots, h_n - h_{-n})^T \in \mathbb{R}^n$ . Let  $\vec{B} = \chi(S)$ .

**Claim:** For any  $\mathbf{P}_j$  that is not a vertex of  $S$ ,  $h_j > \bar{h}_j$  if and only if  $\mathbf{w}^T \cdot \mathbf{C}_j > 0$ , where  $\mathbf{C}_j$  is the signed fundamental circuit with respect to  $B$  and  $\vec{e}_j = \chi(\mathbf{P}_j)$ .

Now we prove the claim. The idea is that  $\bar{h}_j$  should be determined by  $\{h_i : \mathbf{P}_i \in S\}$ . Denote the equation of  $H$  by

$$H : \mathbf{n}_H^T \cdot \mathbf{x} = c,$$

where  $\mathbf{n}_H = (a_1, \dots, a_r, b_1, \dots, b_n)^T$  is the normal vector and  $\mathbf{x} \in \mathbb{R}^{n+r}$ . Note that  $H$  cannot be perpendicular to the affine space  $\mathcal{P}$  spans. So  $\sum_{i=1}^n b_i = \mathbf{n}_H^T \cdot \mathbf{n}_P \neq 0$ . Without loss of generality, we may assume  $\sum_{i=1}^n b_i = 1$ .

Because  $H$  contains  $S'$ , we have equalities

$$(4.1) \quad c = \mathbf{n}_H^T \cdot (\mathbf{P}_i + h_i \cdot \mathbf{n}_P) = \mathbf{n}_H^T \cdot \mathbf{P}_i + h_i,$$

for all the vertices  $\mathbf{P}_i$  of  $S$ . We also have

$$(4.2) \quad c = \mathbf{n}_H^T \cdot \mathbf{P}_j + \bar{h}_j.$$

Because  $\mathbf{C}_j$  is a signed circuit, we have

$$(4.3) \quad \begin{aligned} & M \cdot \mathbf{C}_j = 0 \\ \Rightarrow & (\mathbf{P}_1 - \mathbf{P}_{-1}, \mathbf{P}_2 - \mathbf{P}_{-2}, \dots, \mathbf{P}_n - \mathbf{P}_{-n}) \cdot \mathbf{C}_j = 0 \\ \Rightarrow & \mathbf{n}_H^T \cdot (\mathbf{P}_1 - \mathbf{P}_{-1}, \mathbf{P}_2 - \mathbf{P}_{-2}, \dots, \mathbf{P}_n - \mathbf{P}_{-n}) \cdot \mathbf{C}_j = 0 \\ \Rightarrow & \mathbf{n}_H^T \cdot (\mathbf{P}_1 - \mathbf{P}_{-1}, \mathbf{P}_2 - \mathbf{P}_{-2}, \dots, \mathbf{P}_n - \mathbf{P}_{-n}) \cdot \mathbf{C}_j = 0. \end{aligned}$$

In the last equality, we focus on the vertices  $\mathbf{P}_i$  and  $\mathbf{P}_{-i}$  such that the  $i$ -th entry of  $\mathbf{C}_j$  is non-zero since the other terms contribute zero to the left-hand side. These vertices correspond to the arcs in  $\mathbf{C}_j$  and  $-\mathbf{C}_j$ . By the definitions of  $\mathbf{C}_j$  and  $\vec{B}$ , these vertices are all in  $S$  except  $\mathbf{P}_j$ . Thus by (4.1), (4.2), and (4.3), we have

$$\begin{aligned} & (h_1 - h_{-1}, \dots, \bar{h}_j - h_{-j}, \dots, h_n - h_{-n}) \cdot \mathbf{C}_j = 0, \text{ for } j > 0; \\ & (h_1 - h_{-1}, \dots, h_{-j} - \bar{h}_j, \dots, h_n - h_{-n}) \cdot \mathbf{C}_j = 0, \text{ for } j < 0. \end{aligned}$$

Note that the  $|j|$ -th entry of  $\mathbf{C}_j$  has the same sign as  $j$ . Therefore  $h_j > \bar{h}_j$  if and only if  $\mathbf{w}^T \cdot \mathbf{C}_j > 0$ . (End of the proof of the claim)

By the claim, the lower facets of  $\mathcal{P}'$  correspond to the externally oriented bases in  $\mathcal{A}_\sigma$ , where  $\sigma$  is the acyclic signature induced by  $-\mathbf{w} = (h_{-1} - h_1, \dots, h_{-n} - h_n)^T$ . Thus any regular triangulation comes from an acyclic signature.

Conversely, if we have an acyclic circuit signature induced by some vector  $-\mathbf{w}$ , then we may construct the heights  $h_i$  such that  $\mathbf{w} = (h_1 - h_{-1}, \dots, h_n - h_{-n})^T$ , and get a lifted polytope  $\mathcal{P}'$ . Still by the claim, the lower facets of  $\mathcal{P}'$  come from the maximal simplices  $S = \chi^{-1}(\vec{B})$  of  $\mathcal{P}$ , where  $\vec{B} \in \mathcal{A}_\sigma$ . So, the triangulation  $\chi^{-1}(\mathcal{A}_\sigma)$  is regular.  $\square$

This completes proving the results in Section 1.7.

#### ACKNOWLEDGEMENT

Many thanks to Olivier Bernardi for orienting the author toward the study of this project and for countless helpful discussions. Thanks to Spencer Backman, Matt Baker, and Chi Ho Yuen for helpful discussions. Thanks to Matt Baker for helpful comments on the first draft of the paper. Thanks to Gleb Nenashev for proving Theorem 1.24.

## REFERENCES

- [1] Yang An, Matthew Baker, Greg Kuperberg, and Farbod Shokrieh. Canonical representatives for divisor classes on tropical curves and the matrix-tree theorem. *Forum Math. Sigma*, 2:Paper No. e24, 25, 2014.
- [2] Spencer Backman. Riemann-Roch theory for graph orientations. *Adv. Math.*, 309:655–691, 2017.
- [3] Spencer Backman, Matthew Baker, and Chi Ho Yuen. Geometric bijections for regular matroids, zonotopes, and Ehrhart theory. *Forum Math. Sigma*, 7:Paper No. e45, 37, 2019.
- [4] Spencer Backman and Sam Hopkins. Fourorientations and the Tutte polynomial. *Research in the Mathematical Sciences*, 4(1):1–57, 2017.
- [5] Matthew Baker and Yao Wang. The bernardi process and torsor structures on spanning trees. *Int. Math. Res. Not. IMRN*, (16):5120–5147, 2018.
- [6] Margaret Bayer and Bernd Sturmfels. Lawrence polytopes. *Canad. J. Math.*, 42(1):62–79, 1990.
- [7] Olivier Bernardi. Tutte polynomial, subgraphs, orientations and sandpile model: new connections via embeddings. *Electron. J. Combin.*, 15(1):Research Paper 109, 53, 2008.
- [8] Anders Björner, Michel Las Vergnas, Bernd Sturmfels, Neil White, and Gunter M Ziegler. *Oriented matroids*, volume 46. Cambridge University Press, 1999.
- [9] Aaron Matthew Dall. *h-vectors, zonotopes, and Lawrence polytopes*. PhD thesis, Technical University of Catalonia, 2015.
- [10] Jesús A. De Loera, Jörg Rambau, and Francisco Santos. *Triangulations*, volume 25 of *Algorithms and Computation in Mathematics*. Springer-Verlag, Berlin, 2010. Structures for algorithms and applications.
- [11] Changxin Ding. Geometric bijections between spanning subgraphs and orientations of a graph. *J. Lond. Math. Soc. (2)*, 108(3):1082–1120, 2023.
- [12] Pavel Galashin, Gleb Nenashev, and Alexander Postnikov. Trianguloids and triangulations of root polytopes. *J. Combin. Theory Ser. A*, 201:Paper No. 105802, 28, 2024.
- [13] Emeric Gioan. Enumerating degree sequences in digraphs and a cycle–cocycle reversing system. *European Journal of Combinatorics*, 28(4):1351–1366, 2007.
- [14] Emeric Gioan. Circuit-cocircuit reversing systems in regular matroids. *Ann. Comb.*, 12(2):171–182, 2008.
- [15] Emeric Gioan and Chi Ho Yuen. On the number of circuit-cocircuit reversal classes of an oriented matroid. *Discrete Math.*, 342(4):1056–1059, 2019.
- [16] Birkett Huber, Jörg Rambau, and Francisco Santos. The Cayley trick, lifting subdivisions and the Bohne-Dress theorem on zonotopal tilings. *J. Eur. Math. Soc. (JEMS)*, 2(2):179–198, 2000.
- [17] Tamás Kálmán. A version of Tutte’s polynomial for hypergraphs. *Adv. Math.*, 244:823–873, 2013.
- [18] Tamás Kálmán and Lilla Tóthmérész. Hypergraph polynomials and the Bernardi process. *Algebr. Comb.*, 3(5):1099–1139, 2020.
- [19] Tamás Kálmán and Lilla Tóthmérész. Root polytopes and Jaeger-type dissections for directed graphs. *Mathematika*, 68(4):1176–1220, 2022.
- [20] Carl W. Lee and Francisco Santos. Subdivisions and triangulations of polytopes. In *Handbook of discrete and computational geometry*, Discrete Mathematics and its Applications (Boca Raton), pages 415–448. CRC Press, Boca Raton, FL, 2018.
- [21] James Oxley. *Matroid theory*, volume 21 of *Oxford Graduate Texts in Mathematics*. Oxford University Press, Oxford, second edition, 2011.
- [22] Alexander Postnikov. Permutohedra, associahedra, and beyond. *Int. Math. Res. Not. IMRN*, (6):1026–1106, 2009.
- [23] Yi Su and David G. Wagner. The lattice of integer flows of a regular matroid. *J. Combin. Theory Ser. B*, 100(6):691–703, 2010.
- [24] Chi Ho Yuen. Geometric bijections between spanning trees and break divisors. *J. Combin. Theory Ser. A*, 152:159–189, 2017.
- [25] Chi Ho Yuen. *Geometric bijections of graphs and regular matroids*. PhD thesis, Georgia Institute of Technology, 2018.

- [26] Günter M. Ziegler. *Lectures on polytopes*, volume 152 of *Graduate Texts in Mathematics*. Springer-Verlag, New York, 1995.

GEORGIA INSTITUTE OF TECHNOLOGY, SCHOOL OF MATHEMATICS, ATLANTA, GA 30332-0160  
*Email address:* cding66@gatech.edu