

# Event-by-event multiplicity fluctuations and correlations in ring-like and jet-like events in $^{197}\text{Au-AgBr}$ collisions at 11.6A GeV/c

Bushra Ali<sup>1</sup>, Sweta Singh, Anuj Chandra and Shakeel Ahmad

Department of Physics, Aligarh Muslim University  
Aligarh 202002, India

**Abstract:** Event-by-event (ebe) multiplicity fluctuations and correlations amongst the charged particles emitted in the forward-backward symmetric pseudorapidity ( $\eta$ ) windows of varying widths and positions are investigated by analyzing the experimental data on  $^{197}\text{Au-AgBr}$  collisions at 11.6A GeV/c. The findings are compared with the predictions of relativistic transport model, URQMD and independent particle emission (or mixed event) model. It is observed that the fluctuations in ebe mean pseudorapidity values and those reflected from the fluctuations strength measure,  $\Phi$  are relatively higher as compared to those expected from the statistically independent particle emission model. The study of the variance,  $\sigma_c^2$  of a suitably defined forward-backward asymmetry variable  $C$  as a function of  $\eta$  window width and position indicates the presence of strong short-range correlations, which might arise due to isotropic decay of cluster-like objects either in forward or backward  $\eta$  region. Furthermore, analyses of events having ring-like and jet-like substructures, carried out separately, suggest that the major contribution to the observed fluctuations in the data sample are due to ring-like events, while the contributions from the jet-like events appear to be rather small. The observed difference in the behavior of correlation strengths from the two types of events might be due to the enhanced emission of Cherenkov gluons, giving rise to the ring-like substructure. The mixed event analysis further confirms that the observed fluctuations are the distinct feature of the data, which disappear after event mixing.

---

<sup>1</sup>Bushra.Ali@cern.ch

## 1. Introduction

Investigations involving fluctuations and correlations amongst the produced particles in relativistic nucleus-nucleus (AA) collisions are expected to help check the suggestion whether the fluctuations of a thermal system are related to various susceptibilities and might serve as an indicator for the possible phase transition[1, 2]. Furthermore, the presence of large event-by-event (ebe) fluctuations, if observed, might be taken as a signal for the QGP formation[3, 4, 5, 6]. In AA collisions, if the system undergoes a phase transition from hadronic matter to QGP, the degrees of freedom in the two phases would be quite different[6]. Due to this difference, correlations and fluctuations of thermodynamical quantities and(or) the densities of the produced charged particles in a phase space may change, apparently lacking a definite pattern. At SPS energies, results based on the studies of fluctuations and correlations indicate that various hadronic observables produced in  $^{208}\text{Pb}^{208}\text{Pb}$  collisions exhibit quantitative changes in their energy dependence in the SPS energy range[1, 7, 8]. Comparing these findings with the predictions of statistical and (or) hadronic transport models, it has been reported that the experimental findings in AA collisions at SPS energies are consistent with the expected signals of the onset of a phase transition in AA collisions at these energies[1, 7, 8, 9]. It has also been suggested that by studying the deviations of the distributions of ebe mean  $p_T$  ( $Mp_T$ ) and (or) mean  $\eta$  ( $M\eta$ ) from the random distribution expected from IPM, one may get meaningful information about the randomization and thermalization of the events produced in AA collisions[9, 10]. Furthermore, a fluctuations measure  $\Phi$  has been proposed by Gazdzicki and Mrowczynski[9], which vanishes in the case of independent emission of particles from a single source. However, if AA collisions are regarded as the independent superposition of nucleon-nucleon ( $nn$ ) collisions,  $\Phi$  values should be independent of  $nn$  sub processes and compare well with those obtained for  $nn$  collisions[11]. Moreover, correlations amongst the charged particles produced in various  $\eta$  bins are, therefore, considered as a powerful tool for understanding the underlying mechanisms of multiparticle production[12, 13, 14, 15]. These correlations, in general, are of two types: the short-range correlations (SRC) and the long-range correlations (LRC)[16, 17, 18, 19, 20, 21]. Particles having large transverse momentum ( $p_T$ ) values are produced through harder perturbative processes and are strongly correlated within short  $\eta$  distances (SRC)[17, 22]. On the other hand, particles with lower  $p_T$  values are produced via soft processes and are believed to be weakly correlated over rather longer  $\eta$  range(LRC)[17, 23]. Strong SRC have been observed around mid-rapidity in several  $pp$  and  $\bar{p}p$  experiments[16, 18, 19, 20, 24]. Findings of these experiments suggest the correlation strength increases with beam energy. However, during the past one and half decades, results based on experiments[14, 15, 25, 26, 27, 28, 29, 30, 31] and model based studies[12, 16, 21, 31, 32, 33, 34, 35, 36, 37, 38, 39] exhibit the presence of long-range correlations, which has been understood in terms of multiparton interactions[40] as predicted by the dual parton model[41, 42, 43, 44]. Color glass condensate (CGC) picture also suggests that the correlations produced at the early stages of the collision may spread across a wide range of pseudorapidity values[16, 42, 45, 46, 47, 48, 49, 50].

After the availability of the data from RHIC and LHC, interest in the investigations

involving the particle correlations has considerably increased. It is because of the idea that modifications in the cluster characteristics and (or) shortening in the correlation length in the  $\eta$  space, if observed at these energies, may be taken as a signal for the QGP formation[12, 13, 51]. Although, numerous attempts have been made to study forward-backward (FB) multiplicity correlations at RHIC and LHC energies, it is however, essential to identify some baseline contribution to the experimentally observed contribution to the experimentally observed correlations which do not depend on new physics, for example, formation of some exotic states, like DCC or QGP. Investigations carried out so far also do not give a satisfactory explanation concerning the correlations between the particles produced in ring-like and jet-like events[52]. An attempt is, therefore, made to study the FB correlations in the ring-like and jet-like events produced in the interactions of  $^{197}\text{Au}$  beam with AgBr nuclei at 11.6A GeV/c. Such a study may also serve as a reference to the future heavy-ion experiment at FAIR energies. The findings are also compared with the predictions of relativistic transport model, URQMD.

## 2. Identification of ring-like and jet-like events

The study of azimuth distributions of relativistic charged particles produced within a narrow  $\eta$  bin reveals that there are two different kinds of substructures, referred to as the ring-like and jet-like substructures[52, 53, 54, 55]. If many particles are produced within a narrow  $\eta$  space but spread over the entire azimuth, ring-like substructure would emerge. However, if particles are produced within a narrow  $\eta$  and  $\phi$  regions, jet-like substructure will occur[52, 54, 55, 56]. A schematic diagram of ring-like and jet-like substructures are displayed in Fig.1. The ring-like substructures are expected to occur due to Cherenkov gluons. Each gluon gives rise to a jet. These jets should create a ring with 'jetty' spots or 'jetty' substructure in azimuthal plane which is perpendicular to the primary parton orientation. A large number of Cherenkov gluons are produced at very high energies and may form a ring in a single event. It has also been suggested[52, 55, 56, 57, 58, 59] that the coherent collective effects in hadronic matter may result in the so-called ring-like events. Although the ring-like and jet-like events do not exhibit significant deviations as expected from its stochastic nature, it may be emphasized here that the studies involving both types of substructures do not give full information of the processes involved and therefore, the two types of substructures should be addressed separately[55].

The ring-like and jet-like events are separated by employing the method proposed by Adamovich et al[53]. According to this approach, a fixed number of  $n_d$  particles is taken and then this  $n_d$  tuple of particles along the  $\eta$ -axis are considered as a group characterized by  $\Delta\eta_c$ . The particle density in this  $\eta$  range is  $\rho_c = n_d/\Delta\eta_c$ . Since the multiplicity of particles in each sub-group does not depend on density, therefore, it can be compared with each other. For a given sub-group, the azimuthal structure is to be parameterized in such a way that the larger values of parameter refer to one type of substructure, while the smaller values represent the other one. The following two sums have been suggested[60] for these parameters, namely,

$$S_1 = - \sum \ln(\Delta\Phi_i) \quad (1)$$

and

$$S_2 = \sum \ln(\Delta\Phi_i)^2 \quad (2)$$

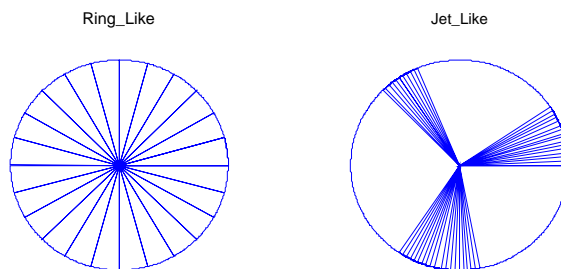
where,  $\Delta\Phi_i$  is the azimuthal difference between two neighboring particles in the group. For the simplicity sake,  $\Delta\Phi_i$  is counted in units of full revolution. This gives:

$$\sum (\Delta\Phi_i) = 1 \quad (3)$$

Both these parameters will be large ( $S_1 \rightarrow \infty, S_2 \rightarrow 1$ ) for jet-like substructures and small ( $S_1 \rightarrow n_d \ln n_d, S_2 \rightarrow 1/n_d$ ) for ring-like substructures. Although, the two parameters,  $S_1$  and  $S_2$  have similar features,  $S_1$  is sensitive to the smallest gap  $\Delta\Phi$ , whereas the major contribution to  $S_2$  comes from the largest gap or void in the group[53]. For the present study, the ring-like and jet-like events are sorted out by evaluating  $\frac{S_2}{\langle S_2 \rangle}$  on ebe basis. If, in an event,  $\frac{S_2}{\langle S_2 \rangle} \leq 1$ , it corresponds to a ring-like, while the event with  $\frac{S_2}{\langle S_2 \rangle} \geq 1$  is categorized as the jet-like event.

### 3. Details of the data

A sample comprising of 577 events produced in the interactions of 11.6A GeV/c  $^{197}\text{Au}$  beam with AgBr nuclei in nuclear emulsion has been used. This event sample is taken from the series of experiments carried out by EMU01 collaboration[61, 62, 63, 64]. All the relevant details about the data, like event selection, classification of tracks, extraction of AgBr group of events, methods of measurements, etc., may be found elsewhere[13, 21, 61, 62, 63, 64]. It should be emphasized that the conventional emulsion technique has two main advantages over the other detectors: (i) its  $4\pi$  solid angle coverage and (ii) data are free from biases due to full phase space coverage. In the case of other detectors, only a fraction of charged particles are recorded due to the limited acceptance cone. This not only reduces the charged particle multiplicity but may also distort some of the event characteristics, such as particle density fluctuations[11].



**Fig. 1:** Schematic diagram of ring-like and jet-like events.

Event Type	$\langle M_\eta \rangle$	$\sigma_{M_\eta}$	$\omega_\eta$	d
Expt.	2.480±0.01 (2.441±0.013)	0.433±0.013 (0.321 ±0.010)	0.175±0.005 (0.132 ±0.004)	0.043
URQMD	2.453 ± 0.006 (2.473 ± 0.004)	0.142 ± 0.004 (0.107 ± 0.003)	0.058 ± 0.002 (0.043 ± 0.001)	0.145
Ring-like Event	2.424 ± 0.019 (2.391 ± 0.018)	0.383 ± 0.014 (0.356 ± 0.013)	0.158 ± 0.006 (0.149 ± 0.005)	0.009
Jet-like Event	2.923 ± 0.037 (2.913 ± 0.025)	0.506 ± 0.026 (0.346 ± 0.0018)	0.173 ± 0.009 (0.118 ± 0.006)	0.054

**Table 1:** Values of  $\langle M_\eta \rangle$ ,  $\sigma_{M_\eta}$ ,  $\omega_\eta$  and d for various categories of events.

#### 4. Definition of observables

Relativistic charged particles produced in AA collisions are believed to be highly correlated over the large region of pseudorapidity. This raises the question of underlying structure of the single particle distribution[65]. FB multiplicity correlations studies are considered to be a step forward in this direction. Such correlations are searched for by comparing the event-by-event integrated multiplicities of charged particles emitted in F and B regions of pseudorapidity. This is done by counting the number of charged particles in a  $\eta$  window of width  $\Delta\eta$  placed in the forward  $\eta$  region ( $\eta > \eta_c$ ) and a similar  $\eta$  window placed in the backward  $\eta$  region ( $\eta < \eta_c$ );  $\eta_c$  being the center of symmetry of  $\eta$  distribution. These two  $\eta$  windows are chosen in such a way that they are symmetric with respect to  $\eta_c$ , i.e., centered at  $(\eta_c + \Delta\eta/2)$  and  $(\eta_c - \Delta\eta/2)$  respectively. If  $N_F$  and  $N_B$  respectively denote the event multiplicities in F and B  $\eta$  windows, one can obtain the event-wise observable as,  $C = (N_F - N_B)/\sqrt{(N_F + N_B)}$ . The variance of C for a set of events with nominally similar characteristics, is given by[13, 52, 65]:

$$\sigma_c^2 = \frac{D_{FF} + D_{BB} - D_{FB}}{\langle N_F + N_B \rangle} \quad (4)$$

where  $D_{FF} = \langle N_F^2 \rangle - \langle N_F \rangle^2$  and  $D_{BB} = \langle N_B^2 \rangle - \langle N_B \rangle^2$  are respectively the variance in F and B regions, whereas  $D_{FB} = \langle N_F N_B \rangle - \langle N_F \rangle \langle N_B \rangle$  denotes the covariance; the quantities with  $\langle \dots \rangle$  represent the event averaged values. A comparison of bins covering similar kinematical regions envisages, the mean value of C to be zero[13, 66]. However, if multiplicity fluctuations are only of statistical nature, then as per to the binomial partitioning of  $N_F + N_B$  the value of  $\sigma_c^2$  will be  $\sim 1$ . Thus, any deviation of  $\sigma_c^2$  from unity might indicate the presence of fluctuations of some dynamical origin[66, 67, 68, 69].

#### 5. Results and Discussions

Mean values of  $\eta$  on ebe basis are computed as:

$$M_\eta = \langle \eta \rangle = \frac{1}{N} \sum \eta_i \quad (5)$$

where,  $N_{ch}$  is the multiplicity of relativistic charged particles in an event and having their  $\eta$  values in the range,  $\eta_c \pm 2.0$ . In order to compare the  $M_\eta$  values with the predictions of URQMD and mixed event models, the event samples corresponding to these models are simulated and analyzed. URQMD events are simulated by using the code, urqmd-3.4[70, 71]. The number of events in the simulated sample is kept equal to that in the real data. The events are generated by considering the percentage of interactions which occur in the collisions of projectile with various targets in emulsion[13, 72]. The value of impact parameter is so set that the mean multiplicity of relativistic charged particles becomes nearly equal to one obtained for the experimental data.

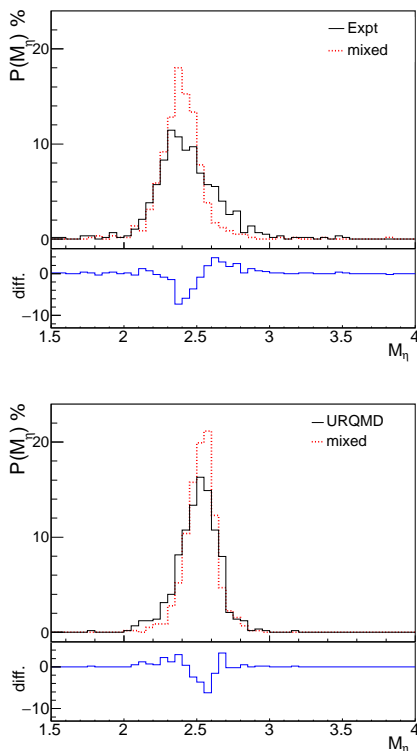
Mixed event model is defined by the Monte Carlo procedure frequently used to create a sample of artificial events in which fluctuations and correlations present in the original events are partially destroyed[73]. The original and mixed events are then analyzed in parallel and the findings are compared to extract the magnitude of signals of interest, which by construction, might be present in the original event but absent in the mixed one. The mixed event method is popular particularly, in studies of resonance decays, particle correlations and ebe fluctuations[73]. There are several versions of the mixed event model. The one, where the limit of an infinite number of original and mixed events gives results identical to Independent Particle Model (IPM), is adopted here. The procedure of generating a mixed event is as follows[73].

- (i) An event with multiplicity  $N_{ch}$  is selected from the original event sample.
- (ii)  $N_{ch}$  particles for the mixed events are drawn randomly and clubed together to have a set of mixed events.

The procedure is then repeated to generate the next mixed event and so on. In the limit of infinite number of original events, the probability of having two particles from the same event in a single mixed event is zero.

Comparison of  $M_\eta$  distributions for the real and URQMD data sets with their corresponding mixed events are displayed in Fig.2. Plots in the bottom panel show the distributions of difference of the data and mixed events. It may be noted that the distributions for the real data do have long tails as compared to those due to mixed events, indicating the presence of fluctuations other than the statistical ones. Distributions for the URQMD events too exhibit similar trends but with somewhat smaller magnitudes as compared to the experimental data. Mean values of  $M_\eta$  and dispersions of  $M_\eta$  distributions are presented in Table 1. Values given within brackets are due to the mixed events. It is noted from the table that  $\langle M_\eta \rangle$  for the real and URQMD events are nearly equal but the values of dispersions reflect the distributions for the URQMD events somewhat narrower than those obtained from the experimental data.

This is noticeable from the figure too. It has been observed[1] that  $M_\eta$  distributions for  $^{16}\text{O}$ -AgBr collisions at 14.5A, 60A and 200A GeV/c and  $^{32}\text{S}$ -AgBr collisions at 200A GeV/c become narrower and shift towards higher values of  $M_\eta$  with increasing beam energy and system size.



**Fig. 2:**  $M_\eta$  distributions for the experimental (top) and URQMD (bottom) compared with the mixed events.

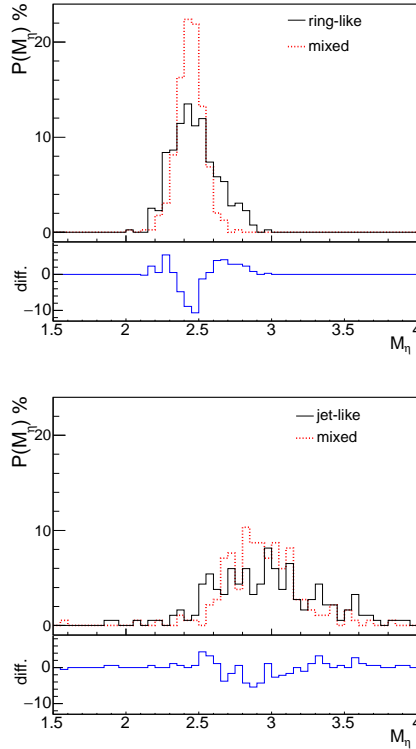
In order to quantify the deviation of fluctuations from the one expected from statistically independent particle emission, the magnitude of fluctuations,  $\omega_\eta$  in the quantity  $M_\eta$  is defined as[74]:

$$\omega_\eta = \frac{\langle M_\eta^2 \rangle - \langle M_\eta \rangle^2}{\langle M_\eta \rangle} = \frac{\sigma_{M_\eta}^2}{\langle M_\eta \rangle} \quad (6)$$

and the difference,  $d$  in the values due to the data and mixed events as

$$d = \omega_\eta(\text{data}) - \omega_\eta(\text{mixed}) \quad (7)$$

gives the difference in fluctuations from the random baseline. A value,  $d > 0$ , for a given data set would indicate the presence of correlations, like Bose-Einstein correlation[1, 10]. It is interesting to note that the values of  $d$  obtained in the present study are positive for both real and URQMD data sets. Values of  $d$  for URQMD are



**Fig. 3:** Comparison of  $M_\eta$  distributions for the ring-like and jet-like events with their corresponding mixed events.

however, much smaller as compared to the real data.

Fig.3 shows the distributions of  $M_\eta$  for the ring-like and jet-like events compared with the distributions due to mixed events. It is observed in the figure that  $M_\eta$  distribution for jet-like events are much wider as compared to the one with ring-like events. The values of  $\langle M_\eta \rangle$  and  $\sigma_{M_\eta}$  for jet-like events, as are noticed in Table 1, are much higher than those for the ring-like events. However, a comparison of the distributions indicate that  $M_\eta$  distribution for jet like events nearly match with the one due to the mixed events, whereas, in the case of ring-like events,  $M_\eta$  distribution is more populated in the higher  $M_\eta$  region as compared to that for the mixed events. These observation, therefore, suggest that the dynamical fluctuations of significant magnitudes are present in the ring-like events, whereas in the jet-like events, such fluctuations seem to be very small or nearly absent.

It has been argued[1, 75] that a comparison of  $M_\eta$  distributions for the data and mixed events may not fully account for the rare dynamical fluctuations of large magnitude. In order to quantify and examine the deviations of  $M_\eta$  distributions from the baseline, various other methods have been put forward[9, 11, 75, 76]. The one suggested by Gazdzicki and Mrowczynski[9] is used for the present analysis. According to this method, ebe fluctuations of observables defined as a sum of particle's kinematical variables, such as,  $\eta$ ,  $p_T$ , etc., where the sum runs over all particles produced in an



event within the applied kinematical cuts. By studying the second moment of the distributions of such variables, the degree of randomization and thermalization characteristics of events produced in AA collisions may be evaluated[1, 11] in refs.9 and 11, for each particle of an event, a quantity,

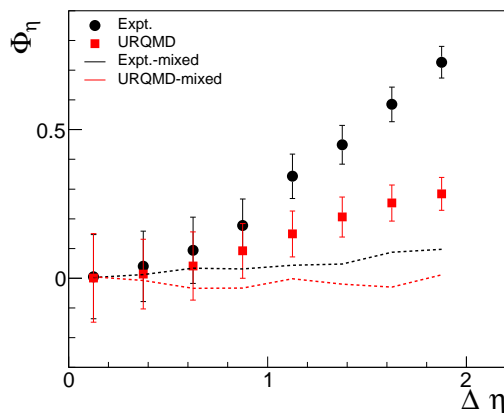
$$z_i = \eta_i - \langle \eta \rangle$$

is defined.  $\langle \eta \rangle$  being the mean value of  $\eta$  distribution of the entire sample. This gives a variable,

$$Z = \sum_{i=1}^{N_{ch}} z_i \quad (9)$$

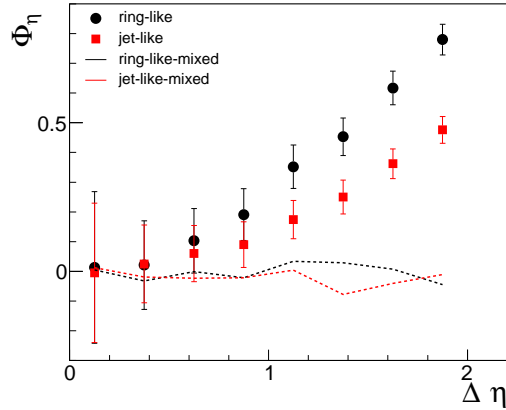
using variables, the measure  $\Phi_\eta$  is calculated as:

$$\Phi_\eta = \sqrt{\frac{\langle Z^2 \rangle}{\langle N_{ch} \rangle}} - \sqrt{\langle z^2 \rangle} \quad (10)$$



**Fig. 4:**  $\Phi_\eta$  Dependence on the width of  $\eta$  windows,  $\Delta\eta$  for the real and URQMD events. The lines represent the results from the mixed events.

where,  $\langle z^2 \rangle$  is the second moment of the inclusive  $z$  distribution.  $\Phi_\eta$  would, thus, quantify the degree of fluctuations in the values of mean  $\eta$  from event to event. The value of  $\Phi_\eta$  will be zero for independent emission of particles from a single source. If AA collisions are regarded as the incoherent superposition of multiple independent  $nn$  collisions, the value of  $\Phi_\eta$  should be equal to that for  $nn$  collisions[1, 11]. In our earlier work[1], it has been observed that  $\Phi_\eta$  varies linearly with  $\ln E_{beam}$  for  $^{16}\text{O}$ -AgBr collisions at 14.6A, 60A and 200A GeV/c and  $^{32}\text{S}$ -AgBr collisions at 200A GeV/c, while  $pp$  data at 200 GeV/c give much smaller value of  $\Phi_\eta$  than the one expected from its observed linear behavior. For the mixed events corresponding to all these data sets,



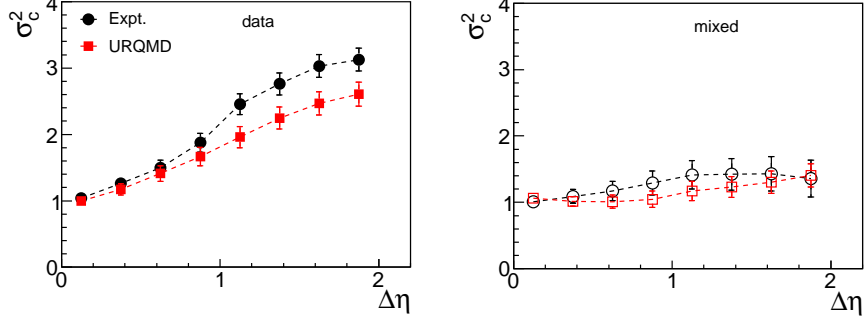
**Fig. 5:** Variations of  $\Phi_\eta$  with  $\Delta\eta$  for the ring-like and jet-like events. The lines represent the results from the mixed events.

$\Phi_\eta$  acquires values  $\sim 0$ , as expected.

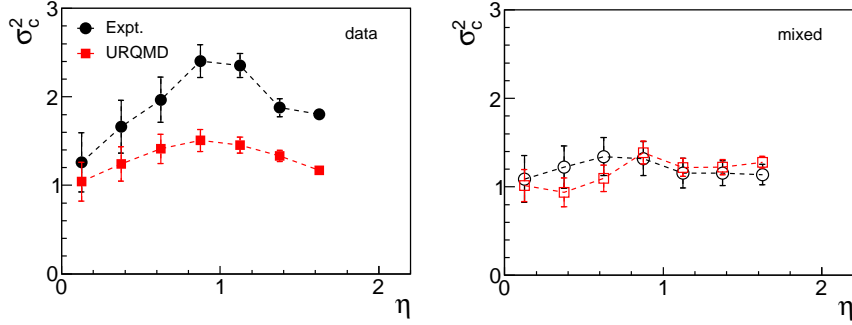
Shown in Fig.4 are the variations of  $\Phi_\eta$  with  $\Delta\eta$  for the experimental and URQMD events along with the mixed events. It is observed that for  $\Delta\eta = 0.25$ ,  $\Phi_\eta = 0$  for both experimental and URQMD data and then it rises with increasing  $\Delta\eta$ . It is, however, noted that experimental data show much faster rise as compared to that of URQMD events. The values of  $\Phi_\eta$  for the mixed events are  $\sim 0$ , irrespective of large or small  $\Delta\eta$  values. Fig.5 shows the dependence of  $\Phi_\eta$  on  $\Delta\eta$  for the ring-like and jet-like events and their corresponding mixed events. It is evident from the figure that with increasing  $\Delta\eta$ ,  $\Phi_\eta$  grows rather quickly for ring-like as compared to those observed for jet-like events. This indicates that fluctuations present in the ring-like events are larger than those present in jet-like events.

Multiplicity distributions have been reported to have different patterns of variation in different  $\eta$  regions[77, 78] and exhibit large fluctuations in wider  $\eta$  windows[21, 79]. In order to study the FB correlations in  $\eta$  regions of varying widths, two small windows of width  $\Delta\eta = 0.25$  are considered and placed symmetrically with respect to  $\eta_c$  such that the separation between the centers of the two windows is  $\Delta\eta = 0.25$ . The charged particles lying in the intervals,  $\eta_c < \eta < \eta_c + \delta\eta$  and  $\eta_c > \eta > \eta_c + \delta\eta$  are counted as  $N_F$  and  $N_B$  and the value of  $\sigma_c^2$  for this  $\Delta\eta$  is evaluated. The window width is then increased in steps of 0.25 until the region  $\eta_c \pm 2.0$  is covered. Variations of  $\sigma_c^2$  for the experimental and corresponding URQMD events are plotted in Figs.6. It is observed in the figure that  $\sigma_c^2$  monotonically increases with increasing widths of  $\eta$  windows. The increase in  $\sigma_c^2$  values for the real data is noticed to be rather faster than those for URQMD events. Variations of  $\sigma_c^2$  with  $\Delta\eta$  for the mixed event sets corresponding to real and URQMD events are shown in the right panel of Fig.6. It is interesting to note that  $\sigma_c^2$  for mixed events, acquire values of  $\sim 1$  throughout. However, for the real and URQMD events its values are  $\sim 1$  for  $\Delta\eta = 0.25$  and increase with increasing  $\Delta\eta$ . These observed dependence of  $\sigma_c^2$  on  $\Delta\eta$  may be explained due to formation or presence context of clusters: With increasing  $\Delta\eta$ , the probability that more than one

particle resulting from a single cluster may fall in either F or B region increases.



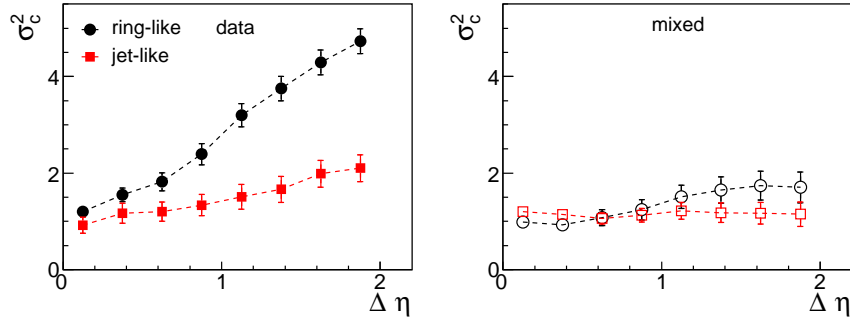
**Fig. 6:** Dependence of  $\sigma_c^2$  with  $\eta$  window widths,  $\Delta\eta$  for the experimental, URQMD and mixed events.



**Fig. 7:** Variations of  $\sigma_c^2$  with  $\eta$  window position for the real, URQMD and mixed events.

In order to look for the dependence of  $\sigma_c^2$  on the position of  $\eta$  windows, two identical  $\eta$  windows, each of a fixed width,  $\delta\eta = 0.5$  is chosen and placed adjacent to each other with respect to  $\eta_c$  and the value of  $\sigma_c^2$  is evaluated. The windows are then moved away from  $\eta_c$  in their respective regions in steps of  $0.25 \eta$  units until they are positioned at  $\eta_c \pm 1.75$ . Dependence of  $\sigma_c^2$  on the positions of  $\eta$  windows,  $\eta$  for the experimental, URQMD and mixed events are displayed in Fig.7. It is observed that for the  $\eta$  window positions at the lowest  $\eta$ ,  $\sigma_c^2 \sim 1$ . This observation[65], thus, agrees well with the idea that clusters produced at around  $\eta_c$  will emit particles in both F and B regions, inducing a LRC that would reduce the value of  $\sigma_c^2$ . With increasing separation between the two  $\eta$  windows,  $\sigma_c^2$  is noticed to first increase upto values 2.4 and 1.6 respectively for the real and URQMD data and then it decreases. However, a continuous increase in the  $\sigma_c^2$  values with  $\eta$  position has been reported[13] for  $^{16}\text{O}$ -AgBr and  $^{32}\text{S}$ -AgBr collisions at 200A GeV/c. The analysis of mixed events give  $\sigma_c^2 \sim 1.0$  and 1.3, which is slightly larger than expected in the absence of correlations, where  $\sigma_c^2$  is predicted[66, 69] to be  $\sim 1$ . Slightly higher values of  $\sigma_c^2$  observed at some  $\eta$  window positions is due to the fact that  $\langle C \rangle \neq 1$ , giving  $\sigma_c^2 > 1$ .

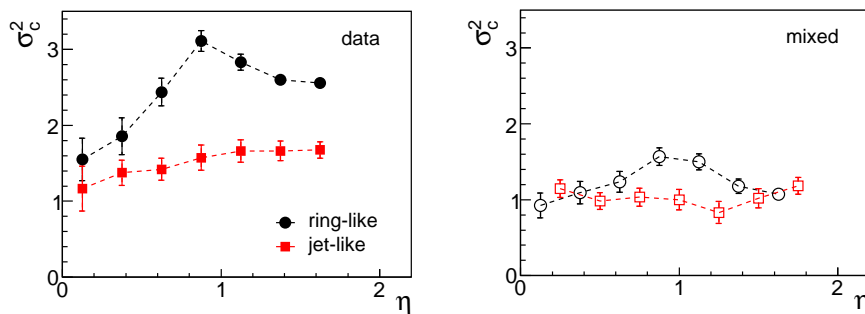
FB multiplicity correlations in terms of asymmetry variable  $C$  have been investigated mostly at RHIC energies[65, 66, 67, 68, 69]. It has been reported that for  $^{197}\text{Au}^{197}\text{Au}$



**Fig. 8:**  $\sigma_c^2$  vs  $\Delta\eta$  for the experimental and URQMD data compared with the mixed events .

collisions at  $\sqrt{s_{NN}} = 200$  GeV, quantity,  $\sigma_c^2 = 2.2$  and  $3.0$  respectively for the central and peripheral collisions for the highest values of  $\eta$  (position) and  $\Delta\eta$  (width). These investigations also reveal that for 0-20% central collisions, HIJING nicely reproduces the values of  $\sigma_c^2$ , while URQMD overestimates it. Such an overestimation of  $\sigma_c^2$  has been argued that the cluster structure survives in URQMD as the hadronic rescattering is not strong enough to destroy it [65] completely. AMPT model also does not agree with the data and predicts larger  $\sigma_c^2$  values for the peripheral collisions as compared to those for central ones. Moreover, for very central collisions, the reduction of  $\sigma_c^2$  and hence effective cluster multiplicity,  $k_{eff}$  (as  $\sigma_c^2 \sim k_{eff}$  at RHIC energies is attributed to the idea of cluster melting at these energies[13, 65]). The observed maximum values of  $\sigma_c^2 \sim 2.4$  and  $3.0$  against  $\eta$  and  $\Delta\eta$  respectively, are larger than that expected from hadron gas model, which gives  $k_{eff} \sim 1.5$ . This results indicates the presence of SRC, which might arise due to the clusters produced in F and or B regions and would decay into, on an average,  $k$  particles. In a detailed study of FB multiplicity correlations, carried out by UA5 collaboration[19], the value of  $k_{eff}$  has been reported to be  $\sim 2$ . Thus, the large values of  $\sigma_c^2$  observed in the present study indicates that  $k_{eff}$  is stronger than expected from resonance decays as in the case of UA5 findings. The value of large  $k_{eff}$  or  $\sigma_c^2$  observed in the present study may be due to (i) large fluctuations in the number of wounded nucleons in almost inclusive event sample and (ii) non-zero  $\langle C \rangle$  value, which enhances the effect from SRC (at least by a value observed for the mixed events) but may be more; Some relevant model calculations are required for a to arrive at a more authentic inference.

Shown in Figs.8 & 9 are the variations of  $\sigma_c^2$  with  $\Delta\eta$  and  $\eta$  for the ring-like and jet-like events. It may be noted from the figure that  $\sigma_c^2$  increases with  $\Delta\eta$  and  $\delta\eta$  in a similar fashion as exhibited by full event sample(Figs 6 and 7). This indicates that the total event sample is dominated by the ring-like events. However, the maximum values of  $\sigma_c^2$  are found to be  $\sim 4.3$  and  $3.1$  against  $\Delta\eta$  and  $\eta$ , i.e somewhat larger than those obtained for the entire data sample. For jet like events, although the trends of variations of  $\sigma_c^2$  with  $\Delta\eta$  and  $\eta$  are the same as those for ring-like or total events, but the magnitude of  $\sigma_c^2$ , for a given  $\Delta\eta$  or  $\eta$  is much smaller. The higher values of  $\sigma_c^2$  or  $k_{eff}$  in the case of jet like events as compared to the entire events might be due to large fluctuations in the number of wounded nucleons in the forward and backward



**Fig. 9:** The same plots as in Fig.7 but for ring-like and jet-like events.

moving nuclei.

## 6. Summary and outlook

Event-by-event fluctuations in mean pseudorapidities of relativistic charged particles produced in 11.6A GeV/c  $^{197}\text{Au-AgBr}$  collisions are investigated and the findings are compared with the predictions of relativistic transport model, URQMD and model of independent particle emission, IPM. The findings reveal that the event-wise mean pseudorapidity distribution exhibits a rather longer tail as compared to the reference distribution. URQMD simulated data too show similar features but the fluctuations observed appear to be relatively smaller than the one observed with the real data. Dependence of the fluctuations measure,  $\Phi_\eta$  on the  $\eta$  window widths also suggests the presence of fluctuations probably due to some dynamical origin in the data, which disappear after event mixing.

The study of forward-backward multiplicity fluctuations is also carried out in terms of the variance ( $\sigma_c^2$ ) of the charge asymmetry variable  $C$  and the results are compared with the predictions of URQMD and IPM models. The observed dependence of  $\sigma_c^2$  on the widths and positions of  $\eta$  windows show that  $\sigma_c^2$  or  $K_{eff}$  increases upto  $\sim 3.0$ , which is significantly higher than those reported by UA5 collaboration. This indicates that the effect is stronger than that expected due to the presence of SRC, which might be due to the isotropic decay of cluster-like objects either in forward or backward  $\eta$  region. The observed higher values of  $\sigma_c^2$  may be attributed to the large fluctuations in the number of wounded nucleons in almost inclusive event sample. These findings are further confirmed by the results from the analysis of mixed events, which gives  $\sigma_c^2 \sim 1$  or somewhat higher, irrespective of the sizes or locations of the  $\eta$  windows. URQMD data too exhibit similar trend of variation of  $\sigma_c^2$  with  $\Delta\eta$  and  $\eta$  but the magnitudes of the parameter are a bit smaller as compared to one observed with the real data.

Besides the analysis of the total event sample, separate analyses are carried out by identifying the events having ring-like and jet-like substructures for the charged particle multiplicities. The observed features of  $M_\eta$  distributions for the ring-like and jet-like events and the  $\Phi_\eta$  dependence on  $\Delta\eta$  for the two types of events indicates

that the major contribution to the observed fluctuations in the data comes from the events with ring-like substructures. Moreover, larger values of  $\sigma_c^2$  or  $k_{eff} \sim 4.3$  for the ring-like events does indicate the presence of much stronger SRC in such events as compared to those in the case of jet-like events.

It should be mentioned here that asymmetric collisions have been considered in the present study, while the results from RHIC data involve symmetric collisions. Therefore, a similar study, involving symmetric collisions (may be in future heavy-ion experiment at FAIR or using the lower energy data from RHIC and a comparison of the findings with the predictions of the wounded nucleon model might lead to some interesting conclusions.

## References

- [1] Bushra Ali et al, *Int. J. Mod. Phys.* **E28** (2019)3, 1950018.
- [2] S. A. Voloshin, V. Koch and H. G. Ritter, *Phys. Rev.* **C60** (1999) 024901.
- [3] L. D. Landau and E. M. Lifshitz, *Statistical physics. Pergamon Press, Oxford* 1958.
- [4] M. Luzum and H. Petersen, *J. Phys.* **G41** (2014) 063102.
- [5] C. Gale, S. Jeon and B. Schenke, *Int. J. Mod. Phys.* **A28** (2013)11, 1340010.
- [6] Shakeel Ahmad et al, *Europhys. Lett.* **112** (2015) 42001.
- [7] C Alt et al, *Phys. Rev.* **C78** (2008) 034914.
- [8] M. J. Tannenbaum, PHENIX Coll., *J. Phys.* **G30** (2004) 1367.
- [9] M. Gaździcki and St. Mrówczyński, *Z. Phys.* **C54** (1992) 127.
- [10] K. Adcox, et al, *Phys. Rev.* **C66** (2002) 024901.
- [11] M. L. Cherry et al., *Acta Phys. Pol.* **B29** (1998) 2129.
- [12] Shakeel Ahmad et al, *Adv. in High En. Phys.* **vol. 2015** (2015) 615854.
- [13] Shakeel Ahmad et al, *Phys. Ser.* **87** (2013) 045201.
- [14] B. Alver et al, *Phys. Rev.* **C75** (2007) 054913.
- [15] B. I. Abelev et al, STAR Coll., *Phys. Rev. Lett.* **103** (2009) 172301.
- [16] R. He, Jing Qian and Lei Huo, *Phys. Rev.* **C93** (2016) 044918.
- [17] M. Mondal et al, *Phys. Rev.* **D102** (2020) 014033, arXiv:2007.04947v1.
- [18] G. J. Alner et al, UA5 Coll., *Phys. Rept.* **154** 1987 247.
- [19] R. E. Ansorge et al, UA5 Coll., *Z. Phys.* **C37** (1938) 191.
- [20] K. Alpgard et al, UA5 Coll., *Phys. Lett.* **B123** (1983) 361.
- [21] Shakeel Ahmad et al, *Int. J. Mod. Phys.* **E22** (2013) 1350088.
- [22] A. Capella and A. Krzywicki, *Phys. Rev.* **D18** (1978) 4120.
- [23] W. Kittel and E. A. De Wolf, *Soft Multihadron Dynamics, World Scientific, Singapore* 2005.
- [24] S. Uhlig et al, *Nucl. Phys.* **B132** (1978) 15.
- [25] P. Brogueria, J. Dias de Dues and C. Pajares, *Phys. Lett.* **B675** (2009) 308.
- [26] T. J. Tarnowsky, *J. Phys.: Conf. Series* **230** (2010) 012025.

- [27] G. Aad et al, ATLAS Coll., *J. High Energ. Phys.* **2012** (2012) 019.
- [28] Na Li et al, *J. Phys.* **G39** (2012) 115105.
- [29] J. Adam et al, ALICE Coll., *J. High Energ. Phys.* **2015** (2015) 097.
- [30] B. K. Srivastav, STAR Coll., *Int. J. Mod. Phys.* **E16** (2008) 3371.
- [31] Yi-An Li et al, *Chin. Phys.* **C46** (2022) 044101.
- [32] P. Brogueira and J. Dias de Dues, *Phys. Lett.* **B653** (2007) 202.
- [33] Y-L Yan et al, *Phys. Rev.* **C79** (2009) 054902.
- [34] Y-L Yan et al, *Nucl. Phys.* **A834** (2010) 320c.
- [35] Y.L. Yan et al, *Phys. Rev.* **C81** (2010) 044914.
- [36] I. Altsybeev, G. Feofilov and E. Gillies, *J. Phys.: Conf. Series* **668** (2015) 012034.
- [37] V. Kovalenko and V. Vechernin, *PoS (Baldin ISHEPP XXII)*, **225** (2015) 069, arXiv:1502.01758.
- [38] V. Kovalenko and V. Vechernin, *J. Phys.: Conf. Series* **668** (2016) 012065.
- [39] V. Verchernim, *Nucl. Phys.* **A939** (2015) 21.
- [40] W. D. Walker, *Phys. Rev.* **D69** (2004) 034007.
- [41] A. Cakella et al, *Phys. Rep.* **236** (1994) 225.
- [42] B. K. Srivastava, R. P. Scharenberg and T. J. Tarnowsky, *Int. J. Mod. Phys.* **E16** (2007) 2210.
- [43] B. K. Srivastava, *J. Phys.* **G35** (2008) 104140.
- [44] A. Capella and J. Tran Thanh Van., *Phys. Rev.* **D29** (1984) 2512.
- [45] Y. V. Kovchegov, E. Levin and L. McLerran, *Phys. Rev.* **C63** (2001) 024903.
- [46] N. Armesto, L. McLerran and C. Pajares, *Nucl. Phys.* **A781** (2007) 201.
- [47] M. A. Braun and C. Pajares, *Eur. Phys. J.* **C16** (2000) 349.
- [48] E. Lancu, A. Leonidov and L. MacLerran, *Nucl. Phys.* **A692** (2001) 583.
- [49] C. Pajares, *Nucl. Phys.* **A854** (2011) 125.
- [50] M. Skoby, *Nucl. Phys.* **A854** (2011) 113.
- [51] V. P. Konehkoski et al., *Phys. Rev.* **C79** (2009) 034910.
- [52] Azharuddin Ahmed et al., *Eur. Phys. J.* **A57** (2021) 322.



- [53] M.I. Adamovich et al., EMU01 Coll., *J. Phys. G: Nucl. Part. Phys.* **19** (1993) 2035.
- [54] D. Ghosh et al., *Phys. Scr.* **82** (2010) 045201.
- [55] D. Ghosh et al., *Europhys. Lett.* **80** (2007) 22003.
- [56] A. V. Apanasenko et al., *ZhETF Pisma Redaktsiiu* **30** (1979) 157.
- [57] I. M. Dremin, *Nucl. Phys.* **A767** (2006) 233, arXiv: 0507167/hep-ph
- [58] I. M. Dremin, L. I. Sarycheva and K. Yu. Teplov, *Eur. Phys. J.* **C46** (2006) 429, arXiv: 0509002/hep-ex
- [59] I. M. Dremin, L. I. Sarycheva and K. Yu. Teplov, *Nucl. Phys.* **A774** (2006) 853, arXiv: 0510248/hep-ph
- [60] E. Stenlund et al., EMU01 Coll., *Nucl. Phys.* **A498** (1989) 541c.
- [61] M. I. Adamovich et al., EMU01 Coll., *Nucl. Phys.* **A593** (1995) 535.
- [62] M. I. Adamovich et al., EMU01 Coll., *Phys. Lett* **B223** (1989) 262.
- [63] M. I. Adamovich et al., EMU01 Coll., *Phys. Rev. Lett* **62** (1989) 2801.
- [64] M. I. Adamovich et al., EMU01 Coll., *Phys. Lett* **B227** (1989) 285.
- [65] B. B. Back et al., PHOBOS Coll., *Phys. Rev.* **C74** (2006) 011901R.
- [66] K. Wozniak, arXiv: 1005.1478v1.
- [67] K. Wozniak, *Int. J. Mod. Phys.* **E16** (2007) 2187.
- [68] P. Steinberg et al., PHOBOS Coll., *Nucl. Phys.* **A775** (2006) 631.
- [69] S. Haussler et al., *Nucl. Phys.* **A785** (2007) 253.
- [70] S. A. Bass et al., *Prog. Part. Nucl. Phys.* **41** (1998) 225.
- [71] M. Bleicher et al., *J. Phys.* **G25** (1999) 1859.
- [72] M. I. Adamovich et al., EMU01 Coll., *Phys. Lett.* **B201** (1988) 397.
- [73] M. Gazdźicki, M. Gorenstein and M. Mackowiak-Pawłowska, *Phys. Rev* **C88** (2013) 024907.
- [74] S. S. Adler et al., PHENIX Coll., *Phys. Rev. Lett.* **93** (2004) 092301.
- [75] H. Appelshäuser et al., NA49 Coll., *Phys. Lett.* **B459** (1999) 679.
- [76] A. Bialas and V. Koch, *Phys. Lett.* **B456** (1999) 1.
- [77] Ashwini Kumar et al., *Int. J. Mod. Phys.* **E31** (2022) 2250056.
- [78] I. Sputowska, ALICE Coll., *PoS EPS-HEP* **2019** (2020) 322.
- [79] Fu Jinghua, *Phys. Rev.* **C77** (2008) 027902.