

ON THE STATISTICAL MECHANICS OF LARGE POPULATIONS

YURI KOZITSKY AND KRZYSZTOF PILORZ

ABSTRACT. There exists a wide variety of works on the dynamics of large populations ranging from simple heuristic modeling to those based on advanced computer supported methods. Their interconnections, however, remain mostly vague, which significantly limits the effectiveness of using computer methods in this domain. The aim of the present publication is to propose a concept based on the experience elaborated in the nonequilibrium statistical mechanics of interacting physical particles. Its key aspect is to explicitly describe micro-states of populations of interacting entities as probability measures and then to link this description to its macroscopic counterpart based on kinetic-like equations, suitable for solving numerically. The pivotal notion introduced here is a sub-Poissonian state where the large n asymptotic of the probability of finding n particles in a given vessel is similar to that for noninteracting entities, for which macro- and microscopic descriptions are equivalent. To illustrate the concept, an individual based model of an infinite population of interacting entities is proposed and analyzed. For this population, its evolution preserves sub-Poissonian states, that allows one to describe it through the correlation functions of such states for which a chain of evolution equations is obtained. The corresponding kinetic equation is derived and numerically solved and analyzed.

1. INTRODUCTION

There exists a broad spectrum of publications dedicated to studying dynamics of large populations at various levels of mathematical sophistication, see, e.g., [1, 2, 3, 4, 5, 6]. Mostly, such populations are complex systems in the sense that their collective behavior does not follow directly from the behaviors of the individual parts, cf. [7]. At the same time, a large system becomes complex if it has an inner structure determined by the interactions of the constituents with each other. In particular, according to [8] “Patterns and processes resulting from interactions between individuals, populations, species and communities in landscapes are the core topic of ecology. These interactions form complex networks, which are the subject of intense research in complexity theory, informatics and statistical mechanics”.

Before 1970s, ecological modelers employed mostly macroscopic phenomenological (rather heuristic) models: Verhulst, Lotka-Volterra, SIS, SEIR, etc., described by simple equations, see [1], which resemble phenomenological thermodynamic models of physical substances like gases, liquids etc. In such models – similarly as in their physical prototypes – the main (often the sole) quantitative characteristic is the population density, or a similar aggregate parameter. However, from the statistical physics perspective one might see that this kind of modeling provides only a coarse-grained (macroscopic) sketch of the picture that can be seen at a microscopic level by employing individual based models [9]. In such models, the agents constituting the system are explicitly taken into consideration by assigning them individual traits, such as spatial location, type, etc. Then interactions in the system, that form its local structure, are described as functions of agent’s traits. Therefore, similarly as in the case of physical substances,

2020 *Mathematics Subject Classification.* 92D25; 82C22 .

Key words and phrases. Population of migrants, Fokker-Planck equation, Poisson state, occupation probability, kinetic equation.

a comprehensive description of the dynamics of a large population should be done at at least two scales: macro- and micro-scale. This also means that the population itself should be considered as infinite if one wants to clearly distinguish between the global and the local aspects of its evolution. This seems to be true, see [10], even if the population consists only of thousands – not billions – of members. In statistical physics, the necessity of taking an infinite volume (in fact, infinite particle) limit for describing phase transitions (interaction-induced collective phenomena) was accepted after a heated discussion followed by voting, see [11, pages 5,6]. Since that time, it has become clear that the individual-based mathematical theory of a statistically large complex system should employ a probabilistic/statistical apparatus – even if the elementary evolutionary acts are deterministic.

Generally speaking, our aim in this work is to clarify the interconnections between the macro- and the microscopic descriptions of the evolution of large populations based on the experience elaborated in the nonequilibrium statistical mechanics of infinite systems of interacting physical particles and some recent developments in this direction. This seems to be even more important in view of the wide variety of powerful computational methods which can efficiently be employed here. In statistical physics, the conceptual fundamentals were laid by N. N. Bogoliubov [12] (see also [13] for a contemporary interpretation of Bogoliubov's approach), who proposed to describe micro-states of large systems of physical point particles as probability measures on appropriate phase spaces, characterized by their correlation functions. In recent years, this approach is being developed also in the theory of large populations, see [2, 4, 5, 6, 10, 14, 15, 16, 17] and the works quoted therein. The key feature of these and similar works consists in describing the evolution of the population states as that of the corresponding correlation functions. Among them there are the first and the second order functions, describing the population density and the binary spatial correlations, respectively. Here, similarly as in Bogoliubov's theory, the evolution of the whole set of correlation functions is usually governed by an infinite chain of coupled equations, which turns their simultaneous solving into a hard task. Approximate solutions of this chain are usually obtained by its decoupling with the help of a certain *ansatz*, which yields closed evolution equations for the densities alone, see e.g., [14], or jointly with the binary spatial correlations, see [5, 6, 17]. An important advantage of this is that here one can apply appropriate numerical methods, see [17, 18, 19], to get a deeper insight into the properties of their solutions. In these and similar works, however, it is tacitly assumed (believed) that the description obtained in this way reliably approximates the evolution of states of the considered system. One of the key aims of this article is to demonstrate that this is not always the case and that the use of low order correlation functions only ought to be preceded by a detailed analyzes of the evolution of states of the underlying individual based model. To distinguish between the cases where one can or cannot restrict the theory to studying only the low order correlation functions, we introduce the notion of a *sub-Poissonian* state. In some sense, such states are nearly Poissonian, and thus can sufficiently be characterized by their correlation functions of low orders only. At the same time, the set of such states is big enough as it includes states of thermal equilibrium of interacting physical particles that undergo a phase transition, see [20, 21]. Recall that a Poisson state, corresponding to the lack of interactions, is fully characterized by its first-order correlation function. Thus, in order to base the description on the low order correlation functions one should demonstrate that the evolution of states preserves the set of sub-Poissonian states, which is one of the principal challenges of the theory. If this is the case, then one can pass to the evolution of correlation functions and approximate it either by decoupling the second correlation function into the product of two densities (mean-field approximation), or go beyond by decoupling, e.g., third order function.

As mentioned above, we intend to use the experience elaborated in nonequilibrium statistical physics to reconsider the steps leading from the macro- to the microscopic dynamics of large populations. To this end, we introduce and study a generalization of the known Bolker-Pacala model [22, 14] in which the population members at random arrive in and depart from a continuous habitat. The arrival and departure rates depend also on the existing population. We begin by a phenomenologically deduced evolution equation, see (2.3), subsequently transformed into the kinetic equation (2.7) in the spirit of the celebrated mean-field approach [11]. The latter step is preceded by the introduction of the notions of *occupation probabilities* and *expected number of k -particle clusters*, essential for the further analyzes. Then the passage to the corresponding micro-model and its theory is performed in the way that stresses the connections with Bogoliubov's theory. To do this, we make precise the very notion of a state of a possibly infinite population made in Sect. 3, where we pay attention to another essential notion: a *sub-Poissonian* state, for which the large n asymptotic of the occupation probabilities should be at most such as in a Poisson state. In subsect. 3.3, we provide an example of the state in which the occupation probabilities have a *heavy tail*, and thus the high order correlations essentially determine its properties. In Sect. 4, we introduce our microscopic model and demonstrate that its dynamics preserves the set of sub-Poissonian states, and thus the evolution of its states can reasonably be approximated by kinetic-like equations. In subsect. 4.4, we present the results of the numerical study of such equations. Finally, in Sect. 5 we discuss its main aspects and make some comparison, mostly with the approach of [5].

2. POSING

By \mathbf{N} we denote the set of positive integers $1, 2, \dots$, whereas \mathbf{R}^d , $d \geq 1$, will stand for the usual space of vectors $x = (x^1, \dots, x^d)$ with real components x^j . It will serve us as the habitat of the considered systems. A 'vessel', Λ , is a bounded closed subset of the habitat. It will always be involved when discussing local properties. For an appropriate function f , we write

$$\int f(x)dx = \int_{-\infty}^{+\infty} \cdots \int_{-\infty}^{+\infty} f(x^1, \dots, x^d) dx^1 \cdots dx^d, \quad (2.1)$$

$$\int_{\Lambda} f(x)dx = \int f(x) \mathbf{1}_{\Lambda}(x) dx,$$

where

$$\mathbf{1}_{\Lambda}(x) = \begin{cases} 1, & \text{if } x \in \Lambda; \\ 0, & \text{otherwise.} \end{cases} \quad (2.2)$$

Sometimes, by \int we denote also other integrals, the meaning of which becomes clear from the context.

2.1. From macro to micro. Assume that we are given a continuous medium filling in the whole space \mathbf{R}^d . Its only quantitative characteristic is given by the density $\varrho(x)$, which means that the evolution of this substance is described as a map $\varrho_0(x) \rightarrow \varrho_t(x)$, where $t \geq 0$ is time and $\varrho_0(x)$ is an initial condition. Assume further that it is obtained by solving the following differential equation

$$\frac{\partial}{\partial t} \varrho_t(x) = b^+(x) - b^-(x) \varrho_t(x), \quad \varrho_t(x)|_{t=0} = \varrho_0(x), \quad (2.3)$$

where $b^{\pm}(x) \geq 0$ are certain functions, characterizing this evolution. Their dependence on x reflects possible spatial heterogeneity of the environment. The key feature of (2.3) is that it is local in space, i.e., densities at distinct points evolve independently

of each other. To imagine the object corresponding to this equation, one may think of a layer of a viscose liquid the density of which changes in time due to condensation and evaporation described by $b^+(x)$ and $b^-(x)$, respectively. The solution of (2.3) is obtained in the form

$$\varrho_t(x) = \varrho_0(x)e^{-b^-(x)t} + \left(1 - e^{-b^-(x)t}\right) b^+(x)/b^-(x), \quad b^-(x) > 0, \quad (2.4)$$

and $\varrho_t(x) = \varrho_0(x) + b^+(x)t$ for $b^-(x) = 0$. Note that $\varrho_t(x)$ is increasing ad infinitum in the latter case, whereas for $b^-(x) > 0$, $\varrho_t(x) \rightarrow b^+(x)/b^-(x)$ as $t \rightarrow +\infty$. If the environment is homogeneous, $b^+(x)/b^-(x)$ is independent of x ; hence, the spatial distribution of the substance gets asymptotically homogeneous in this case.

Let us assume now that, instead of a continuous medium, we deal with point entities – particles – arriving in and departing from the habitat \mathbf{R}^d , and that $\varrho_t(x)$ is their density at time t . In this case, however, $\langle \varrho_t \rangle_\Lambda = \int_\Lambda \varrho_t(x) dx$ should be interpreted as the expected number of particles contained in a given vessel Λ at time t , corresponding to a certain probability law, which should now explicitly appear in the theory as the system state. In such a state, the system gets infinite with probability one if $\int \varrho_t(x) dx = +\infty$. By making this change of interpretation one passes to the microscopic scale, and therefore starts using statistical/probabilistic tools, which is inevitable in view of the system size. The explicit definition of the mentioned probability law – system’s state – could be performed upon introducing appropriate mathematical framework. What might be interesting for a less mathematically inclined ecological modeler is the occupation probability $p_t(n, \Lambda)$ corresponding to this state, i.e., the probability of finding n particles contained in Λ at time t . To stay in the approach based on the use of densities only, one should assume that there is no interaction between the particles – in agreement with the spacial locality of (2.3). In probability theory, the lack of interactions corresponds to the lack of dependencies. In this case, the aforementioned state is given by the Poisson distribution according to which the occupation probabilities are

$$p_t(n, \Lambda) = \frac{\langle \varrho_t \rangle_\Lambda^n}{n!} \exp(-\langle \varrho_t \rangle_\Lambda). \quad (2.5)$$

A similar characteristic of a system state is the expected number of k -element clusters contained in Λ . In the Poissonian state corresponding to (2.5), it is

$$c_t(k, \Lambda) = [c_t(1, \Lambda)]^k = \langle \varrho_t \rangle_\Lambda^k, \quad k \in \mathbf{N}, \quad (2.6)$$

which reflects the independence of particles in taking their positions in such states. Thus, without interactions the microscopic evolution $p_0(n, \Lambda) \rightarrow p_t(n, \Lambda)$, $c_0(k, \Lambda) \rightarrow c_t(k, \Lambda)$ is obtained from the macroscopic one $\varrho_0(x) \rightarrow \varrho_t(x)$, and vice versa. One may say that such a system is not complex. If the evolution $\varrho_0(x) \rightarrow \varrho_t(x)$ is governed by (2.3), the time dependence of the microscopic quantities (2.5) and (2.6) can be obtained explicitly, see (2.4). Note that, in the ‘corpuscular’ interpretation, the first term in (2.3) describes the attraction of the newcomers by the environment, whereas the second one corresponds to the disappearance (emigration) of the existing population members, also caused by the environment.

Let us figure out now how possible interactions between the particles can be introduced to the theory. In statistical physics, the simplest way of doing this without passing to the micro-scale is known since the time of Hartree and van der Waals. Nowadays, it is called a *naive mean-field approach*, see [11, page 216]. In its framework, interactions between the particles appear as self-consistent (i.e., state-dependent) additive ‘corrections’ to their interactions with the environment. For the system discussed above, such

corrections might lead to the following modification of (2.3)

$$\begin{aligned} \frac{\partial}{\partial t} \varrho_t(x) &= b^+(x) + \int a^+(x-y) \varrho_t(y) dy \\ &- \left[b^-(x) + \int a^-(x-y) \varrho_t(y) dy \right] \varrho_t(x), \end{aligned} \quad (2.7)$$

where $a^\pm(x) \geq 0$ are suitable functions. The new terms here describe attraction and repulsion caused by the existing population. Their presence makes (2.7) nonlinear and nonlocal, and thus essentially complicates its mathematical study. Usually, for such equations one proves the existence of solutions in certain classes of functions, and then – by means of specially elaborated algorithms, see, e.g., [18] – constructs the solutions numerically [19]. This study provides a more detailed and comprehensive description of the system dynamics in the mean-field approximation. A more advanced way of taking interactions into account in the mean-field approximation relies on developing a microscopic description of a finite system with Curie-Weiss type interactions and then passing to the infinite system limit, see, e.g., [23].

2.2. Further development. The next step from (2.3), (2.7) towards the microscopic theory can be based on the following arguments. Assume that the probability law – the system state – is such that the expected number of k -particle clusters $c_t(k, \Lambda)$ contained in the vessel Λ at time t is obtained in the form

$$c_t(k, \Lambda) = \int_{\Lambda} \cdots \int_{\Lambda} \varrho_t^{(k)}(x_1, \dots, x_k) dx_1 \cdots dx_k, \quad k \in \mathbf{N}, \quad (2.8)$$

where the functions $\varrho_t^{(k)}(x_1, \dots, x_k)$, $k \in \mathbf{N}$, characterize this probability law. In fact, these $\varrho_t^{(k)}$ are correlation functions, see [24, 20] and below. The first member of the family $\{\varrho_t^{(k)}\}_{k \in \mathbf{N}}$ is the density function used above, i.e., $\varrho_t^{(1)}(x) = \varrho(x)$. Then the ‘true’ version of (2.7) might be

$$\begin{aligned} \frac{\partial}{\partial t} \varrho_t^{(1)}(x) &= b^+(x) + \int a^+(x-y) \varrho_t^{(1)}(y) dy \\ &- b^-(x) \varrho_t^{(1)}(x) - \int a^-(x-y) \varrho_t^{(2)}(x, y) dy, \end{aligned} \quad (2.9)$$

and the passage from (2.9) to (2.7) is performed by the so called *moment closure*, cf. [25, 22], i.e., by the ‘ansatz’ (closing approximation) $\varrho_t^{(2)}(x, y) \simeq \varrho_t(x) \varrho_t(y)$. At this point, however, it is just a guess based on the form of the second line in (2.7). Looking at (2.9) one may surmise that it is just the first member of an infinite chain of coupled equations. The second one would have the time derivative of $\varrho_t^{(2)}(x, y)$ on the left-hand side, with the right-hand side containing $\varrho_t^{(k)}$ with $k = 1, 2, 3$, cf. [17, 26]. By solving this chain one could calculate all $\varrho_t^{(k)}$ and thereby get $c_t(k, \Lambda)$, $p_t(k, \Lambda)$, i.e., obtain information on the microscopic evolution of the system. Note, however, that there might be difficult to prove that the obtained solutions $\varrho_t^{(k)}$, $k \geq 1$ are indeed correlation functions, suitable to give the expectations as in (2.8), see [24]. In less mathematically rigorous works, this kind of the moment problem [27] is typically ignored.

At this stage, it becomes clear that the origin of the construction yielding the equations involving $\varrho_t^{(k)}$ should be based on a microscopic model, for which one would derive the corresponding chain of equations for $\varrho_t^{(k)}$ and then study its solvability, properties of the solutions, and so on. For systems of physical particles, the first step in this direction was made by N. N. Bogoliubov around 75 years ago in his seminal monograph

[12], see also [13] for a more contemporary version of this theory. It was suggested there to describe the states of a large finite system of interacting particles by means of probability density functions $f_{t,\Lambda}^{(n)}(x_1, \dots, x_n)$, where n is the number of particles in the system contained in Λ and $x_i = (q_i, p_i)$, q_i and p_i being the position and the momentum of i -th particle, respectively. Noteworthy, these probability density functions exist only for a finite system dwelling in a compact $\Lambda \subset \mathbf{R}^d$. Then the functions $\varrho_t^{(k)}$ are obtained as follows. Their versions in the vessel Λ are

$$\varrho_{t,\Lambda}^{(k)}(x_1, \dots, x_k) = \sum_{n=0}^{+\infty} \frac{z^n}{n!} \int_{\Lambda^*} \cdots \int_{\Lambda^*} f_{t,\Lambda}^{(k+n)}(x_1, \dots, x_k, x_{k+1}, \dots, x_{k+n}) dx_{k+1} \cdots dx_{k+n}, \quad (2.10)$$

where $z > 0$ is activity and $\Lambda^* = \Lambda \times \mathbf{R}^d$ is the phase space of a single particle for which q varies in Λ and p can take any value in \mathbf{R}^d . The system evolution is governed by the equation that can symbolically be written in the form

$$\frac{\partial f_{t,\Lambda}}{\partial t} = \{H_\Lambda, f_{t,\Lambda}\}, \quad (2.11)$$

where $H_\Lambda = \{H_\Lambda^{(n)}\}_{n \geq 2}$ is the collection of the Hamiltonians that describe a given system – including interactions – and $\{\cdot, \cdot\}$ are *Poisson brackets*, see [12, Chapt. 2] for more detail. In (2.11) – derived from Newton’s laws – $f_{t,\Lambda} = \{f_{t,\Lambda}^{(n)}\}_{n \geq 2}$ is the collection of all probability distribution densities, which means that the full version of (2.11) is an infinite chain of equations, from which the equations for $\varrho_{t,\Lambda}^{(k)}$ are derived. Its infinite volume limit $\Lambda \rightarrow \mathbf{R}^d$ – known as Bogoliubov’s chain – is obtained by a special procedure, in which the proof of the existence of this limit is a hard problem. This difficulty stems from the fact that the limiting probability laws may have correlation functions only in a generalized sense (i.e., as distributions), for which equations like (2.9) do not make sense.

Instead of solving (2.11) one may consider the corresponding equation for test functions (observables) – appropriate functions defined in the phase space. They are introduced by the condition

$$\begin{aligned} & \int_{\Lambda^*} \cdots \int_{\Lambda^*} F_{t,\Lambda}^{(n)}(x_1, \dots, x_n) f_{0,\Lambda}^{(n)}(x_1, \dots, x_n) dx_1 \cdots dx_n \\ &= \int_{\Lambda^*} \cdots \int_{\Lambda^*} F_{0,\Lambda}^{(n)}(x_1, \dots, x_n) f_{t,\Lambda}^{(n)}(x_1, \dots, x_n) dx_1 \cdots dx_n. \end{aligned}$$

Then their evolution is described by the following dual version of (2.11)

$$\frac{\partial F_{t,\Lambda}}{\partial t} = \{F_{t,\Lambda}, H_\Lambda\}, \quad (2.12)$$

where $F_{t,\Lambda}$ is the collection of all $F_{t,\Lambda}^{(n)}$. A more detailed form of (2.12) is

$$\begin{aligned} \frac{\partial}{\partial t} F_{t,\Lambda}^{(n)}(x_1, \dots, x_n) &= \sum_{i=1}^n \left(\frac{\partial}{\partial q_i} F_{t,\Lambda}^{(n)}(x_1, \dots, x_n) \frac{\partial}{\partial p_i} H_\Lambda^{(n)}(x_1, \dots, x_n) \right. \\ &\quad \left. - \frac{\partial}{\partial p_i} F_{t,\Lambda}^{(n)}(x_1, \dots, x_n) \frac{\partial}{\partial q_i} H_\Lambda^{(n)}(x_1, \dots, x_n) \right). \end{aligned} \quad (2.13)$$

States of thermal equilibrium (Gibbs states) of systems of physical particles can also be described by probability densities, and thus by the functions $\varrho_\Lambda^{(k)}$ obtained from them according to (2.10), with the subsequent passage to the ‘infinite-volume’ limit $\Lambda \rightarrow \mathbf{R}^d$.

For systems of particles interacting via ‘super-stable potentials’ [20], the infinite-volume limits of $\varrho_\Lambda^{(k)}$, $k \in \mathbf{N}$ exist. They satisfy *Ruelle’s bound*

$$0 \leq \varrho^{(k)}(x_1, \dots, x_k) \leq \varkappa^k, \quad (2.14)$$

holding for some $\varkappa > 0$ and all k . An immediate consequence of the latter is that, for the Gibbs states corresponding to super-stable interaction, the expected number of k -clusters satisfies

$$c(k, \Lambda) \leq (\varkappa|\Lambda|)^k, \quad (2.15)$$

that resembles the case of non-interacting particles, cf. (2.6). Here $|\Lambda|$ is the volume of the vessel Λ .

For interacting particles, the n -particle Hamiltonians $H_\Lambda^{(n)}$ that participate in the chains in (2.11), (2.12) contain interaction terms. In the case of Curie-Weiss binary interactions, they are of the form J/n , i.e., each two particles interact with the same strength proportional to $1/n$. For such interactions, the decoupling $\varrho_t^{(2)}(x, y) \simeq \varrho_t^{(1)}(x)\varrho_t^{(1)}(y)$ is obtained rigorously in the limit $n \rightarrow +\infty$, $\Lambda \rightarrow \mathbf{R}^d$. However, the interaction parameter J persists in the corresponding equation for $\varrho_t^{(1)}(x)$. This procedure can be considered as a rigorous version of the mean-field approximation mentioned above. In view of (2.6), this approximation does not change the sub-Poissonian bound (2.15) for the clustering parameter $c(k, \Lambda)$, which points to its acceptability for states obeying this bound.

2.3. The program. In the remaining part of this article, we introduce and study the microscopic model of an infinite population of point particles that at random arrive in and depart from the habitat \mathbf{R}^d in the way corresponding to the heuristic kinetic equation (2.7). Our aim here is to follow the way similar to that of the statistical mechanics of physical particles based on the evolution equations in (2.10), (2.11) and (2.12). Here, however, we are going to modify this approach as follows. Since the dynamics of our model proves simpler than in the case of physical particles – mostly due to the lack of differential operators, see the right-hand side of (2.13) – we can avoid problems with taking infinite volume limits $\Lambda \rightarrow \mathbf{R}^d$ of the correlation functions $\varrho_{t,\Lambda}^{(n)}$. This will allow us to deal with probability laws as systems’s states, ‘represented’ by their correlation functions that obey Ruelle’s bound (2.14). To this end, we introduce the class of such laws, which we call sub-Poissonian, and then show that the evolution in question preserves this set. That is, the state at time $t > 0$ is sub-Poissonian if it is sub-Poissonian at $t = 0$. This will allow us to pass to the correlation functions of such states, the evolution equation for which is derived from that governing the evolution of states. Then we may approximate the former equations by those containing the correlation functions of low orders only, admissible for studying by various numerical methods.

In more detail, our plan consists of the following items.

- (1) Presenting a general framework in which one operates with probability laws describing states of the system. Introducing sub-Poissonian states and finding expressions for the corresponding occupation probabilities. This is done in subsects. 3.1 and 3.2.
- (2) Presenting an example of the state for which the occupation probabilities have a heavy tail, which essentially differs this state from sub-Poissonian states. This is done in subsect. 3.3 to elucidate the importance of the latter states.
- (3) Introducing the model and deriving the evolution equations for its states, similarly as in (2.11) and (2.12) for physical systems. This is done in subsect. 4.1.

- (4) Checking whether this evolution preserves sub-Poissonian character of the states, cf. (2.15), which might allow one to employ correlation functions. This is done in subsect. 4.2.
- (5) Deriving the corresponding chain of evolution equations for these functions, the first member of which is given in (2.9). Deriving (2.7) from this chain. This is done in subsect. 4.3.
- (6) Presenting the results of the numerical solving of (2.7) based on the algorithm elaborated in [18]. This is done in subsect. 4.4.

3. STATES OF INFINITE POPULATIONS

In this section, we briefly present mathematical tools for describing infinite populations.

3.1. The states. The population which we are going to study consists of point entities – particles – distributed over the habitat \mathbf{R}^d . Their evolution amounts to appearance (immigration) and disappearance (emigration or death), both affected by the existing population and the environment. From the very beginning, we allow the population to be infinite. At the same time, we will assume that it is locally finite, i.e., each vessel Λ can contain only finitely many of its particles. Contrary to the case of physical particles characterized by their positions and momenta $x_i = (q_i, p_i)$, here each particle is fully characterized by its position $x_i \in \mathbf{R}^d$ as we do not assume any spatial motion in our model. This advantage proves decisive for constructing solutions of the corresponding evolution equations. Therefore, pure states of the system are infinite collections of the positions $x_i \in \mathbf{R}^d$, which we will denote \mathbf{x} . By writing $x \in \mathbf{x}$ we mean that this x is a member of the collection, i.e., $x = x_i$ for some i . Keeping this in mind, by writing $\sum_{x \in \mathbf{x}} f(x)$ we will mean $\sum_i f(x_i)$, where in contrast to (2.13) the sum is infinite. However, this latter fact makes no harm if the function f has bounded support, i.e., vanishes outside a certain vessel Λ . Note that we allow more than one particle have the same location, i.e., some of x_i 's in a given \mathbf{x} may coincide. For $x \in \mathbf{x}$, by writing $\mathbf{x} \setminus x$ we mean the collection obtained from \mathbf{x} by removing x . Similarly, by writing $\mathbf{x} \cup x$ we mean the collection obtained from \mathbf{x} by adding the mentioned x . The mathematical theory of spaces consisting of such collections is well-developed, see, e.g., [28].

Let $F(\mathbf{x})$ be a real-valued function, which appears in equations like (2.12). As above, we call such functions observable or test functions. Following Bogoliubov [12], we will consider the next class of such functions. Let Θ denote the set of all continuous functions $\theta(x)$ such that $\theta(x) = 0$ whenever x is taken outside a θ -specific vessel Λ . For $\theta \in \Theta$, we then set

$$F^\theta(\mathbf{x}) = \prod_{x \in \mathbf{x}} (1 + \theta(x)) = \exp \left(\sum_{x \in \mathbf{x}} \ln(1 + \theta(x)) \right). \quad (3.1)$$

If $\theta(x) \in (-1, 0]$, then $0 < F^\theta(\mathbf{x}) \leq 1$ for all \mathbf{x} . We extend (3.1) also to the case where the collection \mathbf{x} is empty. This collection is denoted $\mathbf{0}$, for which

$$F^\theta(\mathbf{0}) = \prod_{x \in \mathbf{0}} (1 + \theta(x)) = 1. \quad (3.2)$$

As mentioned above, we consider possibly infinite populations. This, in particular, means that one cannot expect that the probability laws which describe the population states have densities, which excludes the use of formulas similar to (2.10), (2.11). Nevertheless, such states, denoted μ , are real-valued linear maps $F \mapsto \mu(F)$ such that: (a) $\mu(F) \geq 0$ whenever $F(\mathbf{x}) \geq 0$ for all \mathbf{x} ; (b) $\mu(F) = C$ whenever $F(\mathbf{x}) \equiv C$. In terms of Lebesgue's integrals, they are $\mu(F) = \int F d\mu$, where the integrals are taken over the set of all \mathbf{x} and $d\mu$ is a probability measure defined on this set. In the case of finite

populations contained in a given vessel Λ and states characterized by densities, this amounts to the following

$$\mu(F) = F^{(0)} f_\mu^{(0)} + \sum_{n=1}^{\infty} \frac{1}{n!} \int_{\Lambda} \cdots \int_{\Lambda} F^{(n)}(x_1, \dots, x_n) f_{\Lambda}^{(n)}(x_1, \dots, x_n) dx_1 \cdots dx_n,$$

which is pretty similar to the grand canonical average, cf. [13]. Here $F^{(0)} = F(\mathbf{0})$ is just a real number whereas $f_\mu^{(0)}$ is the probability that the system consists of zero particle, i.e., is empty. Bogoliubov's brilliant idea consists in using the following representation, cf. (3.2),

$$\mu(F^\theta) = 1 + \sum_{n=1}^{\infty} \frac{1}{n!} \int \cdots \int \varrho_\mu^{(n)}(x_1, \dots, x_n) \theta(x_1) \cdots \theta(x_n) dx_1 \cdots dx_n, \quad (3.3)$$

that holds for all $\theta \in \Theta$ and those states μ that have correlations functions $\varrho_\mu^{(n)}$ of all orders $n = 0, 1, \dots$, such that the sum and the integrals in (3.3) converge. Fortunately, the collection of such states is big enough to develop a comprehensive theory of this kind, in which the map $\theta \mapsto \mu(F^\theta)$ is called Bogoliubov's functional. More on this subject can be found in [13, 24, 20, 14, 15, 16].

3.2. Sub-Poissonian states. It can be shown that correlation functions of all orders are symmetric with respect to the permutations of its arguments. That is, for each $n \geq 2$,

$$\varrho_\mu^{(n)}(x_1, \dots, x_n) = \varrho_\mu^{(n)}(x_{\sigma(1)}, \dots, x_{\sigma(n)}), \quad (3.4)$$

holding for all $\sigma \in \mathcal{S}_n$, where the latter is the symmetric group. In particular, this means $\varrho_\mu^{(2)}(x_1, x_2) = \varrho_\mu^{(2)}(x_2, x_1)$.

Among the states characterized by correlation functions are Poisson states π_ϱ , for which

$$\varrho_{\pi_\varrho}^{(n)}(x_1, \dots, x_n) = \varrho(x_1) \cdots \varrho(x_n), \quad n \geq 1, \quad (3.5)$$

where $\varrho(x) \geq 0$ is density that completely characterizes the state π_ϱ . In this case, the occupation probabilities $p(n, \Lambda)$ and the expectations $c(n, \Lambda)$ are as in (2.5) and (2.6), respectively. By (3.5) and (3.3) we then get

$$\pi_\varrho(F^\theta) = \exp \left(\int \theta(x) \varrho(x) dx \right). \quad (3.6)$$

The homogeneous Poisson state π_\varkappa corresponds to $\varrho(x) \equiv \varkappa > 0$. In this state, the particles are independently distributed over the space with constant density. Keeping these facts in mind we introduce the following notion. A state μ is called *sub-Poissonian* if its Bogoliubov functional $\mu(F^\theta)$ can be written as in (3.3) and its correlation functions $\varrho_\mu^{(k)}$ satisfy the Ruelle bound (2.14) with some $\varkappa > 0$. The least such \varkappa will be called the *type* of this μ . For sub-Poissonian states, the expected number of n -clusters in Λ satisfies (2.15). Hence, dense clusters are not more expected in such states than they are in the Poisson state π_\varkappa with the corresponding \varkappa . To figure out the large n asymptotic of the occupation probabilities, we proceed as follows. First we take $\theta(x) = \zeta \mathbf{1}_\Lambda(x)$, see (2.2), with real ζ , and set

$$\phi_{\mu, \Lambda}(\zeta) = \mu(F^{\zeta \mathbf{1}_\Lambda}). \quad (3.7)$$

By (3.1) it follows that

$$F^{\zeta \mathbf{1}_\Lambda}(\mathbf{x}) = \prod_{x \in \mathbf{x}} (1 + \zeta \mathbf{1}_\Lambda(x)) = (1 + \zeta)^{N_\Lambda(\mathbf{x})},$$

where $N_\Lambda(\mathbf{x})$ is the number of particles in the collection \mathbf{x} contained in Λ . Then

$$\phi_{\mu,\Lambda}(\zeta) = \mu \left((1 + \zeta)^{N_\Lambda} \right) = \sum_{n=0}^{\infty} (1 + \zeta)^n p_\mu(n, \Lambda),$$

which yields the following formula for the occupation probabilities

$$p_\mu(n, \Lambda) = \phi_{\mu,\Lambda}^{(n)}(-1)/n!, \quad (3.8)$$

where $\phi_{\mu,\Lambda}^{(n)}(-1)$ stands for the usual derivatives of ϕ with respect to ζ at $\zeta = -1$. Note that by (3.6) it follows that $\phi_{\pi_\varrho,\Lambda}(\zeta) = \exp(\zeta \langle \varrho \rangle_\Lambda)$, which agrees with the latter and (2.5). By (3.3) we get

$$\begin{aligned} \phi_{\mu,\Lambda}^{(n)}(\zeta) &= \sum_{m=0}^{\infty} \frac{\zeta^m}{m!} \int_{\Lambda} \cdots \int_{\Lambda} \varrho_\mu^{(n+m)}(x_1, \dots, x_{n+m}) dx_1 \cdots dx_{n+m} \\ &= \sum_{m=n}^{\infty} \frac{m!}{(m-n)!} (1 + \zeta)^{m-n} p_\mu(m, \Lambda). \end{aligned} \quad (3.9)$$

By the latter equality in (3.9) one may see that $\phi_{\mu,\Lambda}^{(n)}$ is an increasing function of ζ on $[-1, 0]$, which by the first equality yields

$$\phi_{\mu,\Lambda}^{(n)}(-1) \leq \phi_{\mu,\Lambda}^{(n)}(0) = \int_{\Lambda} \cdots \int_{\Lambda} \varrho_\mu^{(n)}(x_1, \dots, x_n) dx_1 \cdots dx_n \leq (\varkappa|\Lambda|)^n.$$

Then by (3.8) it follows that

$$p_\mu(n, \Lambda) \leq (\varkappa|\Lambda|)^n / n!, \quad (3.10)$$

that holds for any sub-Poissonian state μ , where $\varkappa > 0$ is its type. Note that (3.10) differs from (4.3) by a constant factor only, and hence the large n asymptotic of the occupation probabilities for sub-Poissonian states is subordinated by the corresponding Poissonian asymptotic. If the occupation probabilities fail to satisfy (4.1), one may say that they have a *heavy tail*, cf. [29]. Here it is worthwhile to recall that the states of thermal equilibrium of a particle system with super-stable interactions are sub-Poissonian, see [20].

3.3. Heavy tails. As mentioned above, if for a given state μ the large n decay of $p_\mu(n, \Lambda)$ is essentially slower than that for a Poisson state, one says that the probabilities $\{p_\mu(n, \Lambda)\}_{n \in \mathbf{N}}$ have a heavy tail. In particular, this means that, for big n , the expected values of n -particle clusters $c_\mu(n, \Lambda)$, see (2.8), are much bigger than those in sub-Poissonian states, see (2.15). This can be interpreted as a kind of *clustering* occurring in such states. The aim of this part is to give an example of the state where this effect takes place.

The integral $\int \theta(x) \varrho(x) dx$ in (3.6) can be interpreted as the average of θ taken with respect to the measure $\varrho(x) dx$. Let us now consider a generalization of this average, in which it is substituted by

$$\langle \theta \rangle = \sum_{y \in \mathbf{y}} \theta(y),$$

where \mathbf{y} is a certain infinite collection of points y_i , fixed by far. Note that this is equivalent to taking ϱ in the form $\varrho(x) = \sum_{y \in \mathbf{y}} \delta(x - y)$, where δ is Dirac's delta-function. That is, the corresponding state by no means is sub-Poissonian as its first correlation function is a distribution - not a usual real valued function, which definitely

does not obey the Ruelle bound (2.14). Let $\Pi_{\mathbf{y}}$ be the corresponding state, i.e., the one for which

$$\Pi_{\mathbf{y}}(F^\theta) = \exp\left(\sum_{y \in \mathbf{y}} \theta(y)\right) = \prod_{y \in \mathbf{y}} e^{\theta(y)} = F^v(\mathbf{y}), \quad 1 + v(y) = e^{\theta(y)}.$$

Assume now that \mathbf{y} is distributed over \mathbf{R}^d according to the homogeneous Poisson law π_{\varkappa} . Then the compound law – Cox' cluster measure η – can be identified by its values $\eta(F^\theta)$ given in the form

$$\begin{aligned} \eta(F^\theta) &= \int \Pi_{\mathbf{y}}(F^\theta) \pi_{\varkappa}(d\mathbf{y}) = \int F^v(\mathbf{y}) \pi_{\varkappa}(d\mathbf{y}) = \pi_{\varkappa}(F^v) \\ &= \exp\left(\varkappa \int v(x) dx\right) = \exp\left(\varkappa \int [e^{\theta(x)} - 1] dx\right). \end{aligned}$$

Now we take $\theta(x) = \zeta \mathbf{1}_\Lambda(x)$, see (2.2) and (3.7), and obtain

$$\phi_{\eta, \Lambda}(\zeta) = \exp\left(\varkappa \int [e^{\zeta \mathbf{1}_\Lambda(x)} - 1] dx\right) = \exp\left(\varkappa |\Lambda| [e^\zeta - 1]\right),$$

where $|\Lambda|$ is the volume of the vessel Λ . According to (3.8), to get $p_\eta(n, \Lambda)$ we have to calculate the corresponding derivatives of $\phi_{\eta, \Lambda}$. To this end, we find the first derivative

$$\phi'_{\eta, \Lambda}(\zeta) = \varkappa |\Lambda| e^\zeta \phi_{\eta, \Lambda}(\zeta),$$

by which we then obtain

$$\phi_{\eta, \Lambda}^{(n)}(-1) = \varkappa |\Lambda| e^{-1} \sum_{l=0}^{n-1} \phi_{\eta, \Lambda}^{(l)}(-1).$$

The latter recursion can be solved in the form

$$\phi_{\eta, \Lambda}^{(n)}(-1) = a_\Lambda T_n(b_\Lambda),$$

$$a_\Lambda = \exp(-\varkappa |\Lambda| (1 - e^{-1})), \quad b_\Lambda = \varkappa |\Lambda| e^{-1},$$

where T_n is Touchard's polynomial, cf. [30, Chapt. 2], attributed also to J. A. Grunert and studied by S. Ranamujan, see the historical notes in [31, page 6] and [32]. At the same time, the first correlation function (i.e., density) corresponding to η is

$$\varrho_\eta(x) = \phi'_{\eta, \Lambda}(0) / |\Lambda| = \varkappa.$$

That is both π_{\varkappa} and η have the same densities. However, the asymptotic properties of the corresponding occupation probabilities are essentially different. To see this, assume that $b_\Lambda \geq 1$, which can be obtained by taking the vessel big enough. Then

$$T_n(b_\Lambda) \geq b_\Lambda T_n(1) = b_\Lambda B_n,$$

where B_n , $n \in \mathbf{N}$, are Bell's numbers, see [32] and [33, Chapt. 6]. Combining this with (4.6) and (3.8) we get

$$p_\eta(n, \Lambda) \geq a_\Lambda b_\Lambda B_n / n! \geq \frac{a_\Lambda b_\Lambda}{\sqrt{2\pi} (\ln n)^n}, \quad (3.11)$$

with the latter estimate holding for big n . This can be compared with, cf. (4.3),

$$p_{\pi_{\varkappa}}(n, \Lambda) = (\varkappa |\Lambda|)^n e^{-\varkappa |\Lambda|} / n! \leq \frac{a_\Lambda b_\Lambda}{\sqrt{2\pi n}} \left(\frac{[\varkappa |\Lambda|]^2}{n}\right)^n.$$

Thus, the occupation probabilities (3.11) decay much slower than those for the Poisson states with the same density.

4. THE POPULATION OF MIGRANTS

4.1. The model. Now let a^\pm and b^\pm be the same as in (2.9). Recall that a^+ (resp. a^-) describes the attraction (resp. repulsion) of the population members by the existing population. At the same time b^\pm describe the interaction of the population members with the environment. The interaction corresponding to a^- can also be interpreted as competition. Then for \mathbf{x} as above, we write

$$E^\pm(y, \mathbf{x}) = b^\pm(y) + \sum_{x \in \mathbf{x}} a^\pm(y - x), \quad y \in \mathbf{R}^d.$$

Thereafter, we define the corresponding gradients

$$\begin{aligned} (D^+F)(y, \mathbf{x}) &= E^+(y, \mathbf{x}) [F(\mathbf{x} \cup y) - F(\mathbf{x})], \quad y \in \mathbf{R}^d, \\ (D^-F)(y, \mathbf{x}) &= E^-(y, \mathbf{x} \setminus y) [F(\mathbf{x}) - F(\mathbf{x} \setminus y)], \quad y \in \mathbf{x}, \end{aligned}$$

where F is a suitable test function. Noteworthy, $(D^+F)(y, \mathbf{x})$ yields the change of F by adding to the population \mathbf{x} a new member located at y , whereas $(D^-F)(y, \mathbf{x})$ corresponds to the change of F by removing y from the population. Now the analog of (2.12) is the following evolution equation, cf. (2.1),

$$\frac{\partial}{\partial t} F_t(\mathbf{x}) = (LF_t)(\mathbf{x}) = \int (D^+F_t)(y, \mathbf{x}) dy - \sum_{y \in \mathbf{x}} (D^-F_t)(y, \mathbf{x}). \quad (4.1)$$

In the sequel, we assume that the functions a^\pm and b^\pm are continuous and bounded, i.e.

$$0 \leq a^\pm(x) \leq a_*^\pm, \quad 0 \leq b^\pm(x) \leq b_*^\pm$$

Additionally, we assume that both a^\pm are symmetric and integrable. That is, $a^\pm(x-y) = a^\pm(y-x)$ and

$$\int a^\pm(x) dx < \infty.$$

The relationship between the interaction intensities a^\pm can be of the following types:

- (i) long competition: there exists $\omega > 0$ such that $a^-(x) \geq \omega a^+(x)$ for all x ;
- (ii) short competition: for each $\omega > 0$, there exists x such that $a^-(x) < \omega a^+(x)$.

In the case of long competition, the effect of repulsion from the population by the existing members prevails. If $b^+(x) \equiv 0$, new population members appear only due to the existing ones, that can also be interpreted as their birth. In this case, a^+ is called *dispersal kernel*. This particular case with nonzero a^- and b^- is known as the Bolker-Pacala model [22]. In the case of long competition, a^- decays faster than a^+ , and hence some of the attracted (by a^+) newcomers can be out of the competitive action of the existing population. Particular cases of the model specified by (3.1) were studied in the following works: (a) [14, 15], case of $b^+(x) \equiv 0$; (b) [16], case of $a^+(x) \equiv 0$. A detailed analysis of both these cases in the Bolker-Pacala model based on numerical solutions can be found in [17].

4.2. The statement. For the model considered here, the direct solution of the Kolmogorov equation (4.1) is rather impossible. Instead, one considers its weaker version that involves states μ , i.e., that describes their evolution $\mu_0 \rightarrow \mu_t$. This is the Fokker-Planck equation

$$\mu_t(F) = \mu_0(F) + \int_0^t \mu_s(LF) ds, \quad (4.2)$$

which has to be solved for a sufficiently big class of test functions F , for which the action of L is defined. As such functions, one can take F^θ defined in (3.1) and to restrict (4.2) to measures satisfying (3.3). To optimize the notations we introduce variables \mathbf{u} and

functions $\varrho_\mu(\mathbf{u})$ as follows. As \mathbf{u} we take the pair $\{n, (u_1, \dots, u_n)\}$ where $n \in \mathbf{N}$ and $u_i \in \mathbf{R}^d$. Then

$$\varrho_\mu(\mathbf{u}) = \varrho_\mu^{(n)}(u_1, \dots, u_n) \quad \text{if } \mathbf{u} = \{n, (u_1, \dots, u_n)\}, \quad (4.3)$$

where $\varrho_\mu^{(n)}$ is the n -th order correlation function of μ , see (3.3), which is symmetric, see (3.4). We extend (4.3) also to the case $n = 0$, i.e., to $\mathbf{u} = \mathbf{0} := \{0, \emptyset\}$, by setting $\varrho_\mu(\mathbf{u}) = 1$. In the sequel, we call ϱ_μ the correlation function of μ and still use ‘correlation function of order n ’ if we mean $\varrho_\mu^{(n)}$. In a similar way, for a collection of functions $g^{(n)}$, $n \geq 0$, which are symmetric as in (3.4), we define $g(\mathbf{u})$ by (4.3). In particular, we will deal with

$$e(\theta; \mathbf{u}) = \theta(u_1) \cdots \theta(u_n), \quad e(\theta; \mathbf{0}) = 1,$$

with θ as in (3.3). Similarly as in the case of infinite collections \mathbf{x} , by writing $x \in \mathbf{u}$ we mean that $x = u_i$ for some i . Likewise, for $\mathbf{u} = \{n, (u_1, \dots, u_n)\}$, we write $\mathbf{u} \cup x = \{n+1, (u_1, \dots, u_n, x)\}$. For $x \in \mathbf{u}$, i.e., for $\mathbf{u} = \{n, (u_1, \dots, u_{n-1}, x)\}$, by writing $\mathbf{u} \setminus x$ we mean $\{n-1, (u_1, \dots, u_{n-1})\}$. With these notations, (3.3) can be rewritten in the form

$$\mu(F^\theta) = \int \varrho_\mu(\mathbf{u}) e(\theta; \mathbf{u}) d\mathbf{u}.$$

The main advantage of passing to correlation functions consists in the possibility to present $\mu(LF^\theta)$ in the form

$$\mu(LF^\theta) = \int (L_\varrho \varrho_\mu)(\mathbf{u}) e(\theta; \mathbf{u}) d\mathbf{u},$$

where the operator L_ϱ – acting on correlation functions – can be calculated from the Kolmogorov operator L with the help of a certain technique. For L as in (4.1), it yields

$$\begin{aligned} (L_\varrho \varrho)(\mathbf{u}) &= \sum_{x \in \mathbf{u}} E^+(x, \mathbf{u} \setminus x) \varrho(\mathbf{u} \setminus x) + \int \sum_{x \in \mathbf{u}} a^+(x-y) \varrho(\mathbf{u} \setminus x \cup y) dy \\ &- \left(\sum_{x \in \mathbf{u}} E^-(x, \mathbf{u} \setminus x) \right) \varrho(\mathbf{u}) - \int \left(\sum_{x \in \mathbf{u}} a^-(x-y) \right) \varrho(\mathbf{u} \cup y) dy. \end{aligned} \quad (4.4)$$

Employing this operator, we may pass to the following initial value problem

$$\frac{\partial}{\partial t} \varrho_t = L_\varrho \varrho_t, \quad \varrho_t|_{t=0} = \varrho_{\mu_0}, \quad t > 0, \quad (4.5)$$

where ϱ_{μ_0} is the correlation function of μ_0 that appears in (4.2). By means of the methods developed in [15, 16] we prove the following statement.

Proposition 4.1. *Let μ_0 be a sub-Poissonian state and ϱ_{μ_0} its correlation function. Then the initial value problem in (4.5) has a unique (global in time) solution $t \mapsto \varrho_t$ that satisfies the Ruelle bound (2.14) with a t -dependent right-hand side and is such that, for each $t > 0$, ϱ_t is the correlation function of a unique sub-Poissonian state μ_t . Moreover, these states μ_t , $t \geq 0$ are such that the map $t \mapsto \mu_t$ solves the Fokker-Planck equation (4.2), and hence describes the evolution of our model, in the course of which no clustering occurs since the corresponding occupation probabilities obey (3.10).*

The mathematical proof of this statement can be done by repeating the arguments used in the proof of the corresponding statement in [16]. It is based on a nontrivial combination of various functional-analytic methods and thus is definitely beyond the scope of the present work.

4.3. The evolution of correlation functions. At first glance, besides the conclusion concerning clustering the result formulated in Proposition 4.1 has only existential character and provides not so much information of the evolution details. However, after further developing it may yield much more. To see this, we begin by rewriting (4.5), which – analogously as (2.12) – is a symbolic (and hence concise) version of a chain of equations, cf. (2.13), which we are going to get now. According to (4.3), for $n \geq 2$, we have

$$\begin{aligned}
(L_{\varrho}\varrho^{(n)})(x_1, \dots, x_n) &= \sum_{i=1}^n \left(b^+(x_i) + \sum_{j \neq i} a^+(x_i - x_j) \right) \varrho^{(n-1)}(x_1, \dots, x_{i-1}, x_{i+1}, \dots, x_n) \\
&+ \sum_{i=1}^n \int a^+(x_i - y) \varrho^{(n)}(x_1, \dots, x_{i-1}, y, x_{i+1}, \dots, x_n) dy \\
&- \left(\sum_{i=1}^n \left[b^-(x_i) + \sum_{j \neq i} a^-(x_i - x_j) \right] \right) \varrho^{(n)}(x_1, \dots, x_n) \\
&- \int \left(\sum_{i=1}^n a^-(x_i - y) \right) \varrho^{(n+1)}(x_1, \dots, x_n, y) dy.
\end{aligned} \tag{4.6}$$

The expression for $L_{\varrho}\varrho^{(1)}$ can be obtained from that above by setting $\sum_{j \neq i} a^{\pm}(x_i - x_j) = 0$, which is in accord with the usual convention that $\sum_{x \in \mathbf{0}} = 0$. The latter also yields that $L_{\varrho}\varrho^{(0)} = 0$, which means that $\varrho_t^{(0)} = \varrho_0^{(0)} = 1$ for all $t > 0$. Now we write

$$\frac{\partial}{\partial t} \varrho_t^{(n)}(x_1, \dots, x_n) = (L_{\varrho}\varrho_t)^{(n)}(x_1, \dots, x_n),$$

and apply (4.6) in the right-hand side of the latter. For $n = 1$, this yields

$$\begin{aligned}
\frac{\partial}{\partial t} \varrho_t^{(1)}(x) &= b^+(x) + \int a^+(x - y) \varrho_t^{(1)}(y) dy \\
&- b^{-1}(x) \varrho_t^{(1)}(x) - \int a^-(x - y) \varrho_t^{(2)}(x, y) dy,
\end{aligned} \tag{4.7}$$

which coincides with (2.9). However, now we can get the other members of the chain. By (4.6) with $n = 2$ it follows that

$$\begin{aligned}
\frac{\partial}{\partial t} \varrho_t^{(2)}(x_1, x_2) &= b^+(x_1) \varrho_t^{(1)}(x_2) + b^+(x_2) \varrho_t^{(1)}(x_1) \\
&+ \int \left[a^+(x_1 - y) \varrho_t^{(2)}(y, x_2) + a^+(x_2 - y) \varrho_t^{(2)}(x_1, y) \right] dy \\
&- \left[b^-(x_1) + b^-(x_2) + 2a^-(x_1 - x_2) \right] \varrho_t^{(2)}(x_1, x_2) \\
&- \int \left[a^-(x_1 - y) + a^-(x_2 - y) \right] \varrho_t^{(3)}(x_1, x_2, y) dy.
\end{aligned} \tag{4.8}$$

Similarly, by means of (4.6) one can write the next members of the chain. By Proposition 4.1 we know that the evolution of the considered population preserves sub-Poissonicity of the system states, which are ‘similar’ to the Poissonian states characterized by their densities only. Thus, the ansatz $\varrho_t^{(2)}(x_1, x_2) \simeq \varrho_t^{(1)}(x_1) \varrho_t^{(1)}(x_2)$ seems reasonable. It allows one to split the chain and to turn (4.7) into (2.7), which corresponds to the

aforementioned mean-field approximation, widely known in statistical physics. However, now one can go beyond this approximation by making the ansatz in (4.8) that allows for expressing $\varrho_t^{(3)}$ through $\varrho_t^{(2)}$ and $\varrho_t^{(1)}$. The most popular one is the Kirkwood superposition approximation [35], applied in similar situations in [17, 36]. If necessary, one can try to split (4.5) at higher levels.

4.4. The kinetic equation. In this subsection, we return to the kinetic equation (2.7) and demonstrate what kind of information can be obtained at this level of description. Of course, first that we would have to do is proving the existence and uniqueness of its solutions, that can be performed similarly as in [14, Theorem 4.2]. Assuming this is done, we proceed studying such solutions for various types of the model parameters. At the beginning, we assume that the described system is spatially homogeneous, that might be its simplest possible version. In this case, b^\pm – as well as the initial density ϱ_0 – are constant functions of x . Correspondingly, we will look for homogeneous solutions ϱ_t . This assumption used in (2.7) leads to the following nonlinear ordinary differential equation

$$\dot{\varrho}_t = b + \alpha\varrho_t - a\varrho_t^2, \quad \varrho_t|_{t=0} = \varrho_0 \geq 0. \quad (4.9)$$

Here $\dot{\varrho}_t$ stands for the time derivative of ϱ_t and

$$b = b^+ \geq 0, \quad a = \int a^-(x)dx \geq 0, \quad \alpha = \int a^+(x)dx - b^-.$$

Note that the parameter α can be positive or negative, correspondingly to the outcome of the tradeoff between the immigration due to the attraction by the existing population and the intrinsic emigration. Fortunately, (4.9) is a standard differential equation of Riccati type, that can be solved explicitly. Its solution is then presented in the form

$$\varrho_t = \lambda_+ \frac{\varrho_0 - \lambda_- - \delta(\lambda_+ - \varrho_0)e^{-\omega t}}{\varrho_0 - \lambda_- + (\lambda_+ - \varrho_0)e^{-\omega t}}, \quad (4.10)$$

where

$$\lambda_\pm = \frac{1}{2a} \left(\alpha \pm \sqrt{\alpha^2 + 4ab} \right), \quad \omega = \sqrt{\alpha^2 + 4ab},$$

$$\delta = \frac{4ab}{(\alpha + \sqrt{\alpha^2 + 4ab})^2}.$$

The typical behavior of the solution (4.10) is plotted in Figure 1. It has one steady state $\varrho_t = \lambda_+$. Then the solution either decays or grows to the level λ_+ , depending on whether the initial condition exceeds it or not.

The study of the spatially homogeneous case can give a rather superficial insight into the system evolution. Clearly, considering non-constant parameters b^\pm and/or initial condition ρ_0 can yield a far richer spectrum of possibilities. To illustrate some of them, we consider the initial condition ρ_0 and the rates b^\pm either as constants or periodic Gaussians $G_p(c, r, s)$, see (4.11). The kernels a^\pm are taken as symmetrically shifted Gaussians $G_s(c, r, s)$, see (4.12).

The periodic Gaussian case is defined by the formula

$$G_p(x; c, r, s) = \sum_{n \in \mathbb{Z}} G(x - s + np; c, r), \quad (4.11)$$

where p is the period, and symmetrically shifted Gaussian by

$$G_s(x; c, r, s) = \frac{1}{2} (G(x + s; c, r) + G(x - s; c, r)). \quad (4.12)$$

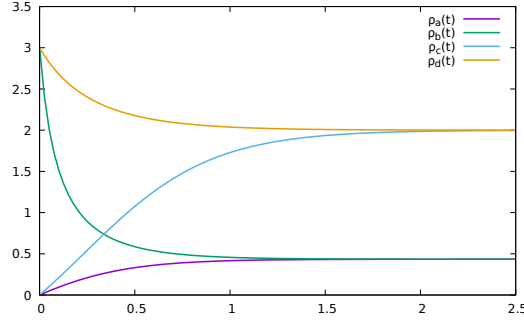


FIGURE 1. Solutions (4.10) of equation (4.9) with different parameters and initial conditions. Value of ϱ_t against t . Solutions ρ_a and ρ_b illustrate the case with $a = 3$, $b = 1$ and $\alpha = -1$ with initial conditions $\varrho_0 = 0$ in the case of ρ_a and $\varrho_0 = 3$ in the case of ρ_b . Solutions ρ_c and ρ_d correspond to the case with $a = 1$, $b = 2$ and $\alpha = 1$. Initial conditions as in the first case.

Gaussian $G(c, r)$ we define as

$$G(x; c, r) = \frac{c}{r\sqrt{2\pi}} \exp\left(-\frac{x^2}{2r^2}\right)$$

In the numerical calculations presented below, the Gaussian tails were cut after reaching small enough values and the infiniteness of the domain was simulated using the periodic boundary conditions, see e.g., [18] for a detailed description of the algorithm analogous to that used here.

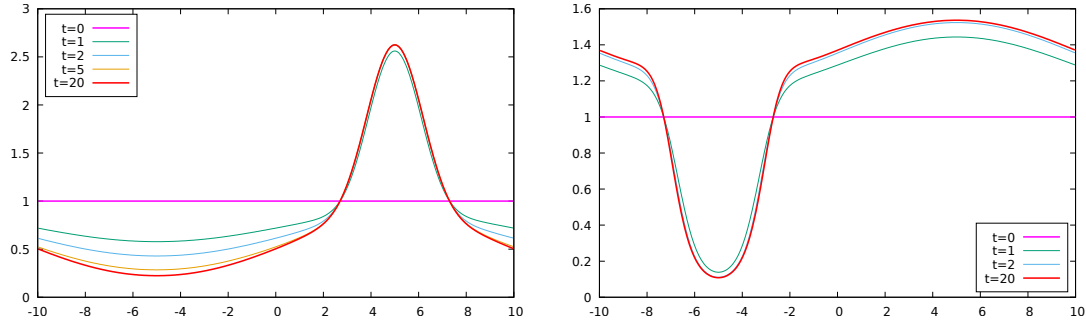


FIGURE 2. The role of parameters b^+ and b^- in kinetic equation (2.7). Value of $\varrho_t(x)$ versus x for selected moments of time t . Model parameters in the form of Gaussians: $a^\pm = G(1, 1)$ on both graphs, $b^+ = G_p(10, 1; 5)$, $b^- = G_p(10, 5; -5)$ on the left graph, $b^+ = G_p(10, 5; 5)$, $b^- = G_p(10, 1; -5)$ on the right. Constant initial condition $\rho_0 \equiv 1$ in both cases.

In Figure 2, the role of the rates b^\pm is illustrated. Even starting from a constant initial condition, for non-constant b^\pm , the system evolve towards a heterogeneous stationary state. In the domain where b^+ is relatively stronger, the density ϱ_t attains higher values; it attains lower values in the domain where b^- is stronger. On the presented graphs, one can observe how the initially constant densities ($\varrho_0 = 1$) evolve towards irregular stationary states. The only difference between the presented cases is the range of the rates b^\pm . On the left side, the range of b^- is higher than that of b^+ , and vice-versa on the right side.

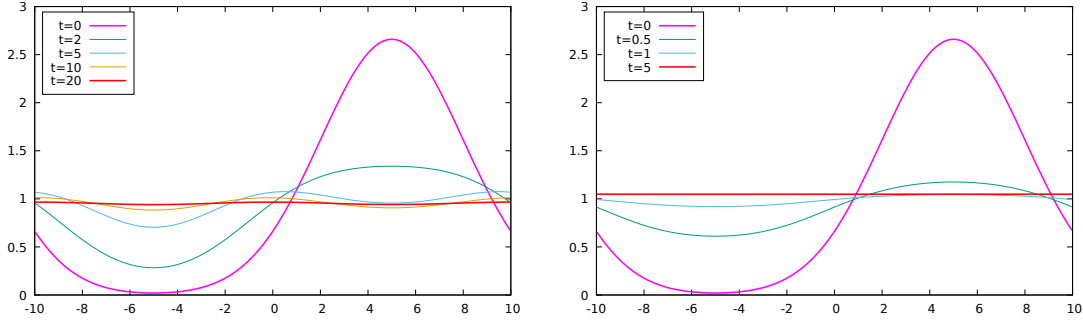


FIGURE 3. Short and long range of parameters a^+ and a^- in kinetic equation (2.7). Value of $\rho_t(x)$ versus x for selected moments of time t . Model parameters taken as $a^+ = G(2, 0.5)$, $a^- = G(2, 5)$ on the left graph and $a^+ = G(2, 5)$, $a^- = G(2, 0.5)$ on the right, $b^\pm \equiv 0.1$ on both. Same initial condition $\rho_0 = G_p(20, 3; 5)$.

In Figure 3, the interplay of the kernels a^\pm is illustrated. In both cases, the initial condition is the same – periodic Gaussian, and the rates b^\pm are constant. The magnitude of the kernels a^\pm are comparable but they differ in the range. It seems that the long-range a^- and short-range a^+ (left graph) may result in much slower approach of the stationary state than in the opposite case (right graph).

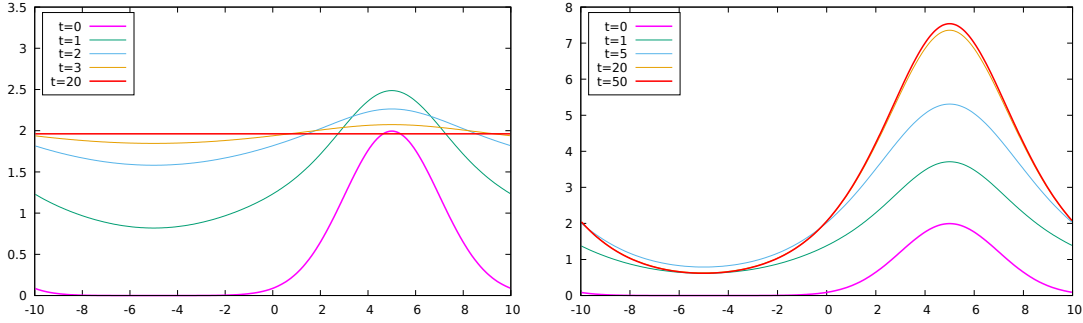


FIGURE 4. Shifted parameter a^- in kinetic equation (2.7). Value of $\rho_t(x)$ versus x for selected moments of time t . Model parameters $a^+ = G(2, 4)$, $b^\pm \equiv 0.1$ on both graphs, a^- in the form of $G_s(1, 3, 5)$ on the left and $G_s(1, 3, 10)$ on the right. Same initial condition $\rho_0 = G_p(10, 2; 5)$.

Figures 4 and 5 illustrate how the shift of the kernels a^- can substantially change the long-time behavior of the system. In the cases presented in Figure 4, the only difference in the model parameters is the extent of the shift of a^- . In the first case, where the shift is smaller, the system evolves towards a homogeneous density, while in the second case the bigger shift seems to result in evolving towards a heterogeneous stationary state. When a significant shift of a^- is accompanied by a relatively strong a^+ with small range, the system may experience an unbounded growth. This is illustrated in Figure 5.

More extensive numerical study of the model could reveal some other interesting phenomena occurring in such systems, but it is beyond the scope of this paper.

4.5. Summary. Let us now emphasize the basic principles of the theory developed in this work.

- Similarly as in statistical physics, individual based modeling of large populations ought to be based on statistical/probabilistic methods and multi-scale analysis.

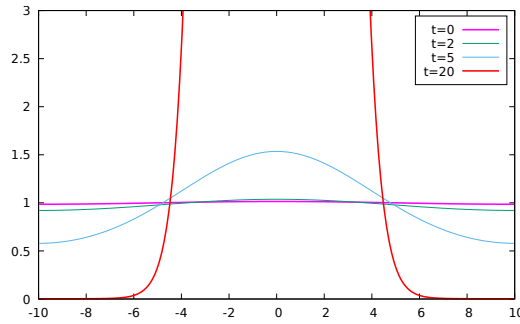


FIGURE 5. Unbounded growth with shifted parameter a^- . Value of $q_t(x)$ versus x for selected moments of time t . Model parameters $a^+ = G(1, 1)$, $a^- = G_s(1, 2; 10)$ and $b^\pm \equiv 0.1$. Initial condition in the form of $G_p(20, 10)$.

In particular, following Bogoliubov's idea population states are to be described by probability measures on appropriate phase spaces. Their evolution is obtained by solving model-dependent Fokker-Planck equations (FPE), see (4.2) for our model.

- For some models, the solutions of the Fokker-Planck equations may have the useful property of being sub-Poissonian and thus characterized by correlation functions. To establish this, one transforms the FPE into an evolution equation for correlation functions, see (4.4), (4.5), solves the latter equation and then proves that its solution is indeed the correlation function for a solution of the FPE. The low-order correlation functions provide such aggregated characteristics as particle density, spatial correlations, etc.
- Since multi-particle effects in sub-Poissonian states are inessential, their properties are determined mostly by the low-order correlation functions. Then the solutions of the evolution equation for correlation functions can be approximated by solving their 'decoupled' versions (i.e., kinetic-like equations) that neglect multi-particle effects. Noteworthy, such procedures decouple also the macroscopic (phenomenological) theory from its microscopic (individual-based) background. Of course, this might be admissible only if the proof mentioned in the preceding item has been done and also for states where multi-particle effects are inessential. At the same time, decoupling opens the possibility to apply here powerful methods of numerical analysis, e.g., like those developed in [18, 19, 17, 36].

Here it is worth noting that, the full realization of the steps just outlined has been done for a number of models similar to that in (4.1), see [15, 16]. For infinite systems of interacting physical particles, this is still beyond the existing technical possibilities, mostly because of the presence of differential operators, see the right-hand side of (2.13).

5. COMPARISON AND DISCUSSION

5.1. Similar approaches. There exists a wide variety of works dealing with kinetic equations, or their 'improved' versions based on the correlation functions of orders two or three that take into account spatial correlations. However, only few of them appeal to micro-states. The most typical and, at the same time, most comprehensive recent publication of this sort is [5], where the authors deal with individual based models defined by the Kolmogorov operator L , transformed afterwards into an operator acting on correlation functions. In our case, these operators appear in the evolution equations

(4.1) and (4.4), respectively. In [5], it has been elaborated a general framework for calculating the time evolution of the quantities such as our density $\varrho_t^{(1)}(x)$ and the ‘truncated’ correlation function $\varrho_t^{(2)}(x, y) - \varrho_t^{(1)}(x)\varrho_t^{(1)}(y) =: u_t(x - y)$. The key step of this approach (see [5, page 2] and subsect. 1.1.4, page 8, eq. (34) of the supplementary material) consists in presenting them in the form of the asymptotic expansions

$$\varrho_t^{(1)}(x) = q_t(x) + \varepsilon p_t(x) + o(\varepsilon), \quad u_t(x) = \varepsilon g_t(x) + o(\varepsilon),$$

where $\varepsilon > 0$ is a spatial scaling parameter such that taking the limit $\varepsilon \rightarrow 0$ corresponds to passing to a macro-scale. By tremendous calculations (see the supplementary part of [5]) the authors derive separate model-dependent differential evolution equations for each of q_t , p_t , g_t , see [5, eq. (2), page 3], intended to cover a huge range of models, and provide a kind of computational machine for constructing these equations for a concrete model and then solving them numerically and (if possible) analytically. This approach is evidently based on the assumption that microscopic states of systems “of an unlimited level of complexity” [5, Abstract] can reasonably fully be specified by their low order correlation functions; practically, by $\varrho^{(1)}$ and $\varrho^{(2)}$. An example where this assumption gets problematic is provided by Cox’ cluster state described in subsect. 3.3 above, for which $\varrho^{(1)}$ is the same as for the corresponding homogeneous Poisson state and which, therefore, cannot be distinguished from the latter by using low order correlation functions only. At the same time, Cox states are typical for systems of entities randomly distributed in a fluctuating environment, which is not so exotic in applications. In fact, instances of states with essential clustering – and hence with important high-order correlations – are well-known, see, e.g., [34]. On the other hand, the very solvability of the chain equations as in (4.7), (4.8) may be a problem – only for few of the models mentioned in [5] the existence of solutions $\varrho_t^{(n)}$ of all orders has been established, see, e.g, [14, 15, 16]. Moreover, the available techniques cover only two-particle interactions, and not for all of them the solutions exist globally in time. Even if the solvability is established, the corresponding solutions $\varrho_t^{(n)}$ may have no connection to possible states of the system, and thus do not describe the evolution of states of the considered individual based model. To establish this connection, one has to prove that (for each n) the solution $\varrho_t^{(n)}$ is the n -th order correlation function for a unique state μ_t that solves (4.2), and thus can be used for calculating its such relevant characteristics as $c_{\mu_t}(k, \Lambda)$ (2.8) or $p_{\mu_t}(n, \Lambda)$, see (3.8), (3.7), (3.3).

5.2. Discussion. The rich experience of modeling physical substances and processes shows how important is to find a proper balance between the model complexity and the possibility of its studying by rigorous mathematical tools. Clearly, complex systems cannot be modeled in an adequate way by simple models. On the other hand, for complex models the mathematically rigorous results of their study are usually too general and thus tell almost nothing to the modelers. The typical way of finding balance here is to employ usually uncontrolled approximations, often called ‘ansatz’. The mean field approximation mentioned in subsect. 2.1 above is among the most popular. Such approximations yield a more detailed description, whereas the possible weakness of their mathematical justification may be compensated by comparison with the corresponding experimental data. Fortunately for physicists, their experiments are incomparably more reproducible than those in other natural sciences. To their consolation, mathematicians involved in modeling physical systems are able to show (at least in some cases) that a given ansatz yields an exact result but for another model, that is not purely individual-based and should be considered as a toy model – a convenient ‘caricature’ of the initial

model. As good examples may serve individual based models with Curie-Weiss (non-local) interactions, see, e.g., [23], providing a ‘mathematical justification’ of the naive mean field approximation.

Since the experimental results concerning the majority of the complex systems studied in life sciences are much less reliable than those mentioned above, the accuracy of the theoretical modeling of such systems predetermines the correctness of their understanding. Hence, one can safely say that the adequate description of individual based models “containing interactions of an unlimited level of complexity” – either by means of the technique of [5], or by any other machinery of this kind – is barely possible.

The principal novel aspects of the present study can be summarized the following.

- The complete utilization of an individual based model characterized by its Kolmogorov operator L , should be performed by constructing the evolution of states that solve the corresponding Fokker-Planck equation. Such solutions provide complete information concerning the evolution of the considered model. To facilitate this study, one can use a suitable class of states to which the possible solutions of the latter are confined. The most natural one is the class of sub-Poissonian states defined in subsect. 3.2, the members of which are characterized by their correlations functions. In such states, clustering is not essential and thus the spatial scaling procedures developed and used in [5] minimally distort the description. Significantly, relevant states of systems of interacting physical particles are sub-Poissonian [20]. At the same time, many of states important in applications are not sub-Poissonian, and may not have correlation functions at all.
- One can transform the Fokker-Planck equation to an evolution equation solutions of which may (but need not) be the correlation functions for some sub-Poissonian states. Such equations appear as [5, eq. (13), page 6 od Suppl.] and (4.5) in our work. Then one has to prove that their solutions are indeed correlation functions, which is missing in the framework of [5]. This step establishes a crucial link between the evolution of the initial individual based model and its description in terms of $\rho_t^{(n)}$. Without it, existence of such links is nothing more than wishful thinking.

REFERENCES

- [1] C. Neuhauser, Mathematical challenges in spatial ecology, *Notices of AMS*, 48 (11) (2001) 1304–1314.
- [2] B. M. Bolker, S. W. Pacala, C. Neuhauser, Spatial dynamics in model plant communities: What do we really know? *The American Naturalist*, 162 (2003) 135–148.
- [3] D. Burini, L. Gibelli, N. Outada, A kinetic theory approach to the modeling of complex living systems. In: Bellomo N., Degond P., Tadmor E. (eds) *Active Particles, Volume 1. Modeling and Simulation in Science, Engineering and Technology*. Birkhäuser, Cham. 2017.
- [4] O. Ovaskainen, B. Meerson, Stochastic models of population extinction, *Trends in Ecology & Evolution* 25 (2010), 643–652.
- [5] S. J. Cornell, Y. F. Suprunenko, D. Finkelshtein, P. Somervuo, O. Ovaskainen, A unified framework for analysis of individual-based models in ecology and beyond, *Nat. Commun.* 10 (2019), 4716 1–14.
- [6] O. Ovaskainen, P. Somervuo, D. Finkelshtein, A general mathematical method for predicting spatio-temporal correlations emerging from agent-based models, *J. R. Soc. Interface*, 17 (2020), 20200655 1–10.
- [7] M. E. J. Newman, Resource letter CS-1: complex systems, *Am. J. Phys.* 79 (2011), 800–810.
- [8] , D. G. Green, S. Sadedin, Interactions matter – complexity in landscapes and ecosystems, *Ecological Complexity* 2 (2005) 117–130.
- [9] D. L. De Angelis, W. M. Mooij, Individual-based modeling of ecological and evolutionary processes, *Annu. Rev. Ecol. Evol. Syst.* 36 (2005) 147–168.

- [10] Yu. Kozitsky, Dynamics of spatial logistic model: finite systems, in *Semigroups of Operators - Theory and Applications*, J. Banasiak, A. Bobrowski, M. Lachowicz, eds, Springer Proceedings in Mathematics & Statistics, vol 113. Springer, Cham, 2015.
- [11] B. Simon, *The Statistical Mechanics of Lattice Gases. I*, Princeton University Press, Princeton, NJ, 1993.
- [12] N. N. Bogoliubov, *Problems of Dynamical Theory in Statistical Physics [Russian]*, OGIz, Gostechizdat, Moscow-Leningrad, 1946.
- [13] R. L. Dobrushin, Y. G. Sinai, Y. M. Sukhov, Dynamical systems of statistical mechanics, in *Dynamical Systems II. Encyclopaedia of Mathematical Sciences*, vol 2., Y. G. Sinai, eds, Springer, Berlin, Heidelberg, 1989.
- [14] D. Finkelshtein, Yu. Kondratiev, Yu. Kozitsky, O. Kutoviy, The statistical dynamics of a spatial logistic model and the related kinetic equation, *Math. Models Methods Appl. Sci.* 25 (2015) 343–370.
- [15] Yu. Kondratiev, Yu. Kozitsky, The evolution of states in a spatial population model, *J. Dyn. Diff. Equat.*, 30 (2018) 135–173.
- [16] Yu. Kozitsky, Evolution of infinite populations of immigrants: micro- and mesoscopic description, *J. Math. Anal. Appl.*, 477 (2019) 294–333.
- [17] I. Omelyan, Yu. Kozitsky, Spatially inhomogeneous population dynamics: beyond the mean field approximation, *J. Physics A Mathematical and Theoretical* 52 (2019) 305601
- [18] I. Omelyan, Yu. Kozitsky, K. Piorz, Algorithm for numerical solutions to the kinetic equation of a spatial population dynamics model with coalescence and repulsive jumps, *Numer. Algor.* (2020), <https://doi.org/10.1007/s11075-020-00992-9>
- [19] Yu. Kozitsky, I. Omelyan, K. Piorz, Jumps and coalescence in the continuum: A numerical study, *Appl. Math. Comput.*, 390 (2021) 125610
- [20] D. Ruelle, Superstable interactions in classical statistical mechanics, *Comm. Math. Phys.*, 18 (1970) 127–159.
- [21] D. Ruelle, Existence of a phase transition in a continuous classical system, *Phys. Rev. Lett.*, 27 (1971) 1040–1041.
- [22] B. M. Bolker, S. W. Pacala, Using moment equations to understand stochastically driven spatial pattern formation in ecological systems, *Theoret. Population Biol.* 52 (1997) 179–197.
- [23] Yu. Kozitsky, M. Kozlovskii, A phase transition in a Widom-Rowlinson model with Curie-Weiss interaction, *J. Stat. Mech. Theory Exp.* 2018, no. 7, 073202, 28 pp.
- [24] A. Lenard, Correlation functions and the uniqueness of the state in classical statistical mechanics, *Comm. Math. Phys.* 30 (1973) 35–44.
- [25] D. J. Murrell, U. Dieckmann, R. Law, On moment closures for population dynamics in continuous space, *J. Theoret. Biol.* 229 (2004) 421–432.
- [26] M. J. Plank, M. J. Simpson, R. N. Binny, Small-scale spatial structure influences large-scale invasion rates. *Theor Ecol* 13 (2020) 277–288.
- [27] J. A. Shohat, J. D. Tamarkin, *The Problem of Moments*. Amer. Math. Soc., Providence, R.I., 1943.
- [28] D. J. Daley, D. Vere-Jones, *An Introduction to the Theory of Point Processes. Vol. I. Elementary Theory and Methods*. Second edition. Probability and its Applications (New York), Springer-Verlag New York, 2003.
- [29] V. Klebanov, *Heavy Tailed Distributions*, Matfyzpress, Prague, 2003.
- [30] J. Riordan, *Combinatorial Identities*, John Wiley & Sons, Inc., New York – London – Sidney, 1968.
- [31] K. N. Boyadzhiev, Exponential polynomials, Stirling numbers, and evaluation of some gamma integrals. *Abstr. Appl. Analysis Volume 2009*, article ID 168672, 18 pp.
- [32] B. C. Berndt, Ramanujan reaches his hand from his grave to snatch your theorems from you, *Asia Pac. Math. Newsl.* 1 (2011) 8–13.
- [33] N. G. de Bruijn, *Asymptotic Methods in Analysis*, Third edition, Dover Publishers, Inc., New York, 1981.
- [34] D. L. Finkelshtein, Yu. G. Kondratiev, O. Kutoviy, Individual based model with competition in spatial ecology, *SIAM J. Math. Anal.* 41 (2009) 297–317.
- [35] A. Ben-Naim, The Kirkwood superposition approximation, revisited and reexamined, *J. Adv. Chem.* 1 (2013) 27–35.
- [36] R. E. Baker, M. J. Simpson, Correcting mean-field approximations for birth-death-movement processes, *Phys. Rev. E* 82 (2010) 041905.

INSTYTUT MATEMATYKI, UNIwersYTET MARIi CURIE-SKŁODOWSKIEJ, 20-031 LUBLIN, POLAND
Email address: `jkozi@hektor.umcs.lublin.pl`

INSTYTUT MATEMATYKI, UNIwersYTET MARIi CURIE-SKŁODOWSKIEJ, 20-031 LUBLIN, POLAND
Email address: `krzysztof.pilorz@umcs.pl`