

Crossword: A Semantic Approach to Data Compression via Masking

Mingxiao Li[†], Rui Jin[†], Liyao Xiang[§], Kaiming Shen[†], and Shuguang Cui[†]

[†]School of Science and Engineering, FNii, The Chinese University of Hong Kong (Shenzhen), China

[§]Shanghai Jiao Tong University, China

E-mail: {mingxiaoli, ruijin}@link.cuhk.edu.cn; xiangliyao08@sjtu.edu.cn; shenkaiming@cuhk.edu.cn; shuguangcui@cuhk.edu.cn

Abstract—The traditional methods for data compression are typically based on the symbol-level statistics, with the information source modeled as a long sequence of i.i.d. random variables or a stochastic process, thus establishing the fundamental limit as entropy for lossless compression and as mutual information for lossy compression. However, the source (including text, music, and speech) in the real world is often statistically ill-defined because of its close connection to human perception, and thus the model-driven approach can be quite suboptimal. This study places careful emphasis on English text and exploits its semantic aspect to enhance the compression efficiency further. The main idea stems from the puzzle crossword, observing that the hidden words can still be precisely reconstructed so long as some “key” letters are provided. The proposed masking-based strategy resembles the above game. In a nutshell, the encoder evaluates the semantic importance of each word according to the semantic loss and then masks the minor ones, while the decoder aims to recover the masked words from the semantic context by means of the Transformer. Our experiments show that the proposed semantic approach can achieve much higher compression efficiency than the traditional methods such as Huffman code and UTF-8 code, while preserving the meaning in the target text to a great extent.

Index Terms—Semantic source coding, data compression, word masking, cosine distance, Transformer.

I. INTRODUCTION

Data compression, or source coding in a communication system, has been widely recognized as an artful trick that involves human perception, especially for sources like literature, music, speech etc. Indeed, Shannon asserted in his seminal paper [1] that “these semantic aspects of communication are irrelevant to the engineering problem” assuming that

- (i) the source can be modeled as a stochastic process or even a sequence of i.i.d. random variables;
- (ii) the source comprises infinitely many symbols.

However, neither of the above assumptions may hold in practice. This work proposes a semantic approach to the English text compression, which improves upon the traditional model-based approach by taking the meaning of words into account. The main idea is to mask those semantically less important words throughout the text, thus enhancing the compression efficiency while preserving the overall meaning of the text.

The proposed masking strategy for semantic data compression is inspired by the popular puzzle *crossword*—the goal of which is to fill the blank grids with letters and thus form

words or phrases in accordance with the given grid layout and the fixed grids already filled with letters. It turns out that the above word puzzle has an analogy to data compression. The encoder can be thought of as the designer of the puzzle, who wishes to mask as many words as possible (i.e., maximize the portion of blank grids) to increase the difficulty of the puzzle. In the meanwhile, the decoder acts as the player and aims to recover all the words successfully. We seek the optimal word masking that attains an equilibrium satisfying both the puzzle designer and the player. Furthermore, as the main feature of this puzzle, words cross each other; it can be perceived that the letters lying in those intersection grids are often easier to guess. Likewise, with regard to the English text compression, some particular words can be identified as the “intersection grid” type if their removals do not cause much semantic loss, and thus can be masked without undermining the decoder’s capability to recover the text. Notice that the choice of such words typically depends on the context, e.g., the word “affairs” is very likely to be semantically minor if the sample text is taken from a political document owned by the European Parliament, as observed in our experiments. The cutting-edge artificial intelligence tools such as the Bidirectional Encoder Representation (BERT) [2], [3] and the Transformer [4] are the critical enabler for sensing the background knowledge, detecting the semantically minor words, and preserving the semantic information.

The efforts in semantic compression date back to [5] in the 1990s, wherein a simple idea of replacing every word with a shorter equivalent from the thesaurus is discussed. The authors of [5] further discuss how to mimic the genre (e.g., Hemingway’s) in a generative fashion. Another early attempt can be found in [6] with the attention focused on the Extensible Markup Language (XML). Its primary idea is to classify the XML data according to their importance, and then reduce the precision of those data that can tolerate higher loss. Moreover, [7] suggests defining the semantic entropy to be mutual information between the word model and syntactic message, and then uses that to measure the limit of semantic compression. Another line of studies [8], [9] use the connection between facts from the knowledge basis and hence reduce the redundancy in a semantic sense. The tool of sentence-BERT [3] has been applied extensively in the past few years for the word embedding purpose in a variety of semantic

communication tasks ranging from source coding [10], [11] to joint source-channel coding [12], [13]. In contrast to [10] that aims at data compression on a per-word basis, our work adopts the sentence-BERT for data compression at a higher level that encompasses the overall context. In particular, with the revival of neural networks, the most recent trend in the area is towards deep learning-based methodology, such as [12] that considers resource allocation, [14] that considers the robust transmission against semantic noise, and [15] that considers multi-user semantic communications.

II. SYSTEM MODEL

Consider an English text denoted by T that comprises a total of M sentences:

$$T = (S_1, S_2, \dots, S_M), \quad (1)$$

where S_i , $i = 1, \dots, M$, is the i th sentence. Assume that these sentences may vary in length. For the data compression purpose, T is converted into \mathbf{x} in the set of finite-length bit strings $\{0, 1\}^*$ by the encoding function $f(\cdot)$ as

$$\mathbf{x} = f(T) \in \{0, 1\}^*. \quad (2)$$

Conversely, the decoding function $g(\cdot)$ aims to recover the text T from the bit string \mathbf{x} as

$$\hat{T} = g(\mathbf{x}). \quad (3)$$

Moreover, denoting by \hat{S}_i the i th recovered sentence, we can split the decoded text into

$$\hat{T} = (\hat{S}_1, \hat{S}_2, \dots, \hat{S}_M). \quad (4)$$

Let $\delta(T, \hat{T}) \geq 0$ be the distortion cost it incurs for representing the ground truth T by the decoded text \hat{T} . As a typical problem formulation of data compression, we seek the optimal encoder-and-decoder pair (f, g) that minimizes the length of \mathbf{x} , which is denoted by $\text{len}(\mathbf{x})$, under the distortion constraint ϵ , i.e.,

$$\underset{f(\cdot), g(\cdot)}{\text{minimize}} \quad \text{len}(\mathbf{x}) \quad (5a)$$

$$\text{subject to} \quad \delta(T, \hat{T}) \leq \epsilon. \quad (5b)$$

Notice that T is not fixed *a priori* in the above problem, so we aim at a universal design of $f(\cdot)$ and $g(\cdot)$ that works universally for all possible texts.

It remains to specify the distortion function $\delta(T, \hat{T})$. In classical studies based on the classical rate-distortion theory, T and \hat{T} are typically compared on a per-symbol basis; the symbol in English text is either a letter or a punctuation mark. Given the j th symbol ℓ_j from T and the j th symbol $\hat{\ell}_j$ from \hat{T} , the traditional method computes the symbol-level distortion $d(\ell_j, \hat{\ell}_j)$, a common example of which is Hamming distortion:

$$d(\ell_j, \hat{\ell}_j) = \begin{cases} 0 & \text{if } \ell_j = \hat{\ell}_j, \\ 1 & \text{otherwise.} \end{cases} \quad (6)$$

Then the overall text distortion $\delta(T, \hat{T})$ amounts to the sum of the symbol distortions $d(\ell_j, \hat{\ell}_j)$ for all j . In principle, the

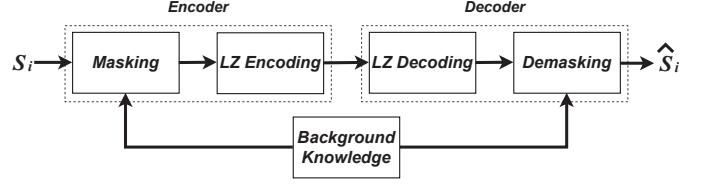


Fig. 1. Paradigm of the proposed masking-based semantic data compression.

above strategy takes each symbol as the random variable unit and thus treats the text as a sequence of random variables. The resulting data compression algorithm can only take advantage of the language statistics at the symbol level.

Rather, this work proposes to evaluate the distortion on the inter-word and inter-sentence context basis, thereby capturing the semantic aspect of the target text. Consider a pair of sentences S_i and \hat{S}_i . First, convert them to two Euclidean vectors in \mathbb{R}^{384} by means of the sentence-BERT [3], i.e.,

$$\boldsymbol{\mu}_i = \text{BERT}(S_i) \quad \text{and} \quad \hat{\boldsymbol{\mu}}_i = \text{BERT}(\hat{S}_i). \quad (7)$$

Then, in order to quantify the goodness of representing S_i by \hat{S}_i , we use the *cosine similarity* between their respective sentence-BERT vectors

$$\eta(S_i, \hat{S}_i) = \frac{\boldsymbol{\mu}_i^\top \hat{\boldsymbol{\mu}}_i}{\|\boldsymbol{\mu}_i\|_2 \cdot \|\hat{\boldsymbol{\mu}}_i\|_2} \quad (8)$$

and further consider the *cosine distance*

$$\lambda(S_i, \hat{S}_i) = 1 - \eta(S_i, \hat{S}_i). \quad (9)$$

Thus, from a semantic perspective, we suggest the following definition of $\delta(T, \hat{T})$:

$$\delta(T, \hat{T}) = \sum_{i=1}^M \alpha_i \lambda(S_i, \hat{S}_i), \quad (10)$$

where the positive weight α_i reflects the semantic importance of S_i in terms of the overall text T . We set $\alpha_i = N_i$ out of the belief that the semantic information is proportional to the sentence length.

III. MAIN RESULTS

The overall paradigm of the proposed semantic approach to data compression is visualized in Fig. 1. The encoding part and the decoding part are specified in the sequel, then followed by a discussion as to why the traditional entropy metric does not work for this paradigm.

A. Semantic Encoding

The proposed semantic encoder consists of two parts: masking followed by bit-string conversion. Assume that the sentence S_i has N_i words. With the n th word denoted by W_{in} , the sentence S_i can be expressed as

$$S_i = (W_{i1}, W_{i2}, \dots, W_{iN_i}). \quad (11)$$

Algorithm 1 Semantic Data Compression (Encoder Part)

Input: English text T and masking ratio $\rho \in [0, 1)$

- 1: **Initialization:** Word list $\mathcal{K} = \emptyset$
- 2: **for** each sentence S_i in T **do**
- 3: Compute $\mu_i = \text{BERT}(S_i)$
- 4: **for** each word W_{in} in S_i **do**
- 5: Update $\mathcal{K} = \mathcal{K} \cup \{W_{in}\}$
- 6: Compute $\hat{\mu}_i = \text{BERT}(S_{in}^-)$
- 7: Compute $\sigma_{in} = 1 - \mu_i^\top \hat{\mu}_i / (\|\mu_i\|_2 \cdot \|\hat{\mu}_i\|_2)$
- 8: **end for**
- 9: Normalize each σ_{in} as $\bar{\sigma}_{in}$ according to (13)
- 10: **end for**
- 11: **for** each word $V_k \in \mathcal{K}$ **do**
- 12: compute the weight μ_k according to (15)
- 13: **end for**
- 14: Sort the words in \mathcal{K} in the ascending order of μ_k
- 15: Replace the top $\lfloor \rho |\mathcal{K}| \rfloor$ words with # throughout T
- 16: Convert the masked text to the bit string x by LZ encoding

Output: Bit string x

For each $n = 1, \dots, N_i$, we replace the current W_{in} with # at a time in sentence S_i ; the resulting new sentence is denoted by S_{in}^- . We evaluate the corresponding semantic loss as

$$\sigma_{in} = \lambda(S_i, S_{in}^-). \quad (12)$$

After obtaining all the σ_{in} 's within the sentence S_i , we further normalize the semantic loss:

$$\bar{\sigma}_{in} = \frac{\sigma_{in}}{\sum_{n'=1}^{N_i} \sigma_{in'}}. \quad (13)$$

Intuitively, $\bar{\sigma}_{in}$ indicates the portion of the total semantic information of S_i taken on by W_{in} alone. The above procedure is carried out for every sentence S_i .

Subsequently, we collect all the words that have appeared in the text together and sort them (e.g., in lexicographic order) in the list

$$\mathcal{K} = \{V_1, V_2, \dots, V_{|\mathcal{K}|}\}, \quad (14)$$

where the V_k 's are the distinct words from T . We use the set \mathcal{Q}_{ik} to record the positions of all the occurrences of the word V_k in the sentence S_i ; notice that the same word may occur multiple times within one sentence. In particular, $\mathcal{Q}_{ik} = \emptyset$ if S_i does not contain V_k . For each word V_k in the list, its semantic importance in terms of the present text is quantified by the weight

$$\mu_k = \frac{1}{\sum_{i=1}^M |\mathcal{Q}_{ik}|} \cdot \sum_{i=1}^M \left(\alpha_i \sum_{n \in \mathcal{Q}_{ik}} \bar{\sigma}_{in} \right). \quad (15)$$

Sort all the words in the list in the ascending order of μ_k . For some given *masking ratio* $0 \leq \rho < 1$, replace the top $\lfloor \rho |\mathcal{K}| \rfloor$ words with the special symbol “#” throughout the text T , namely *masking*. As the final step in encoding, we convert the masked text to the bit string by the standard method, e.g., Lempel-Ziv (LZ) code [16]. Algorithm 1 summarizes the above

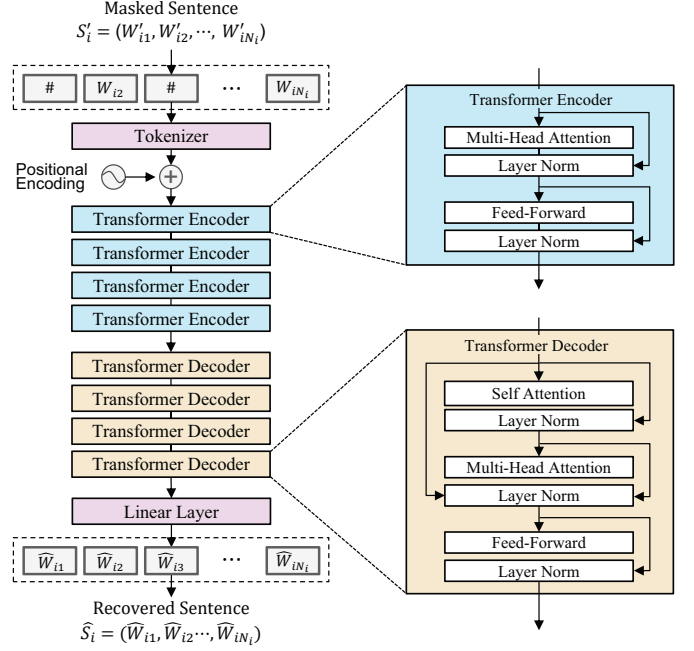


Fig. 2. Flowchart illustration of the semantic decoder.

encoding procedure.

B. Semantic Decoding

We now consider recovering the text from the compressed bit string x . First, we convert x to the word string T' by means of LZ decoding, which comprises a sequence of raw sentences $(S'_1, S'_2, \dots, S'_M)$. Notice that each S'_i is the counterpart of the masked S_i at the decoder side. We devise a Transformer-based [4] demasking module as displayed in Fig. 2 in order to recover those masked words in each S'_i .

Specifically, each raw sentence S'_i is decomposed into words (some of which have been masked) and is fed to the tokenizer to yield a *one-hot embedding vector* with the dimension of dictionary size. Zero padding is used if the sentence has fewer than 30 words. Subsequently, the one-hot embedding vector is transformed into *word embedding* with the dimension of $d = 128$, and then the the following positional encoding (PE) sequence is added to *word embedding* entry by entry:

$$\text{PE}_{\text{pos}, z} = \begin{cases} \sin\left(10^{-\frac{4z}{d}} \text{pos}\right) & \text{if } z \equiv 0 \pmod{2} \\ \cos\left(10^{-\frac{4(z-1)}{d}} \text{pos}\right) & \text{if } z \equiv 1 \pmod{2}. \end{cases} \quad (16)$$

for $z = 1, 2, \dots, d$, where *pos* is the position index of each word within the current sentence S'_i . Each raw sentence S'_i , with its words all cast to the PE-added embedding vectors, is now fed to the Transformer encoder. The multi-head attention mechanism of the Transformer encoder is desirable in our case in that it captures the interaction between the target word and its neighboring words. As a result, the features extracted from each word can be recognized in three respects: the positional encoding, the pre-textual word embedding, and the post-textual

Algorithm 2 Semantic Data Compression (Decoder Part)

Input: Bit string \mathbf{x}

- 1: Convert \mathbf{x} to the masked raw text T' by LZ decoding
- 2: **for** each raw sentence S'_i in T' **do**
- 3: Convert S'_i to multiple one-hot embedding vectors
- 4: Incorporate positional encoding
- 5: Extract context features by Transformer encoder
- 6: Recover the masked words by Transformer decoder
- 7: **end for**
- 8: Assemble the text $\hat{T} = (\hat{S}_1, \hat{S}_2, \dots, \hat{S}_M)$

Output: Recovered text \hat{T}

TABLE I
STATIONARY DISTRIBUTION OF THE FIVE POSSIBLE WORDS IN THE
EXAMPLE CONSIDERED IN SECTION III-C.

Word	V_1	V_2	V_3	V_4	V_5
Stationary Distribution	0.15	0.15	0.20	0.25	0.25

word embedding, all of which enable the subsequent Transformer decoder to guess the masked words in S'_i . The above Transformer network is tuned based on the training data set in an end-to-end fashion to minimize the following cross-entropy:

$$\begin{aligned} \text{CE}(S_i, \hat{S}_i) = & - \sum_{(n,k)} q_n(V_k) \cdot \log_2 p_n(V_k) \\ & - \sum_{(n,k)} (1 - q_n(V_k)) \cdot \log_2(1 - p_n(V_k)), \quad (17) \end{aligned}$$

where $q_n(V_k) \in \{0, 1\}$ is the ground-truth label such that $q_n(V_k) = 1$ if $W_{in} = V_k$ and $q_n(V_k) = 0$ otherwise, while $p_n(W_{in}) \in [0, 1]$ is the soft decision that reflects the likelihood of the n th word of being V_k . After the Transformer has been trained, we decode the bit string as in Algorithm 2.

C. Entropy vs. Semantic Loss

We now present an example to illustrate why the use of semantic loss in (10) is critical to the word masking scheme. For ease of discussion, consider a toy model of English text wherein only five possible words $\{V_1, \dots, V_5\}$ form an *irreducible and aperiodic* five-state Markov chain—which must have the unique stationary distribution. Table I shows the stationary distribution of the above model. Thus, if we aim at lossless data compression, the optimum (i.e., the minimum expected number of bits for representing the text) can be achieved by Huffman code. One possible construction of the Huffman tree is shown in Fig. 3.

Now suppose that we wish to further reduce the bit consumption in data compression by choosing two words out of $\{V_1, \dots, V_5\}$ to merge. Clearly, this would lead us to a lower entropy across the states in the Markov chain because of the data processing inequality. We remark that the word merging can be interpreted as replacing the two chosen words with the special symbol “#”, namely the word masking. If one pursues

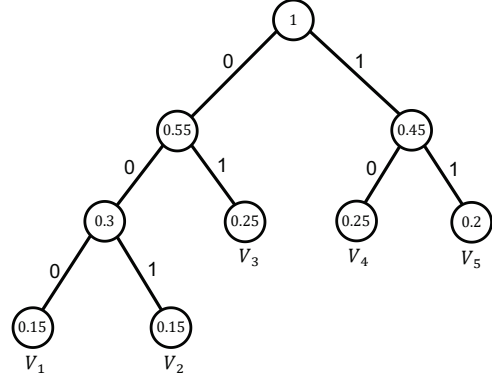


Fig. 3. Huffman tree for the lossless data compression.

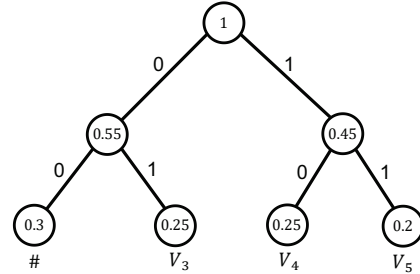


Fig. 4. Huffman tree after the word merging.

the minimum entropy, then it is optimal to merge the two least likely words V_1 and V_2 , as illustrated in Fig. 4. However, from a semantic point of view, it is often the stop words (e.g., “a”, “an”, and “the”) or the frequently used words in a particular context (e.g., “learning” in an academic paper on machine learning) that ought to be masked, so the merged words are expected to have high stationary probabilities. The above discrepancy implies that the conventional entropy metric is not suited for the masking-based data compression.

IV. EXPERIMENTS

A. Setup

Data Set: The sample text used in our experiments is taken from the 2005 proceedings (English version) of the European Parliament [17]. It is composed of around 80,000 sentences with over 1.5 million words in total. The size of each sentence ranges from 4 words to 30 words. The data set is divided into two groups: 90% for training and the rest 10% for testing.

Hyper-Parameters: Our Transformer model is trained for 120 epochs until it fully converges. We use the Adam optimizer [18] with the parameter setting 1×10^{-4} , $\beta = (0.9, 0.98)$, $\epsilon = 1 \times 10^{-8}$, and a weight decay of 5×10^{-4} .

Competitor Algorithms: Aside from the proposed data compression method, we include in our experiments the traditional lossless compression methods: Huffman coding [19] and UTF-8 coding [20]. We also include a recently proposed semantic data compression method based on deep learning in

The next item is the continuation of the joint debate on agenda. Mr president, commissioners, ladies and gentlemen, I would like to focus on the European social fund. I am voting in favour of the amendments proposed by the Trakatelli's report on the regulation of leaf tobacco. The next is the report from Sir Jack Stewart Clark on behalf of the committee about civil liberties and internal affairs on the draft joint actions.

Fig. 5. A sample paragraph from the 2005 proceedings of the European Parliament [17]. The bold words are to be masked by Algorithm 1.

The next item is the continuation of the joint debate on agenda. Mr president, commissioners, ladies and gentlemen, I would like to say that the European social fund. I am voting in favour of the amendments submitted by the Trakatelli's report on the regulation of leaf tobacco. The next is the report from Mr Jack Stewart Clark farage on behalf of committee about civil liberties and internal affairs on the draft general actions.

Fig. 6. Demasking of the above paragraph by Algorithm 2. The recovered words are in bold font; the discrepancies are highlighted in red.

[11]. We remark all the methods are parameterized based on the training set, e.g., the codebook of Huffman codes is constructed by evaluating the frequency of each word within the training text data. Moreover, we consider two variations of the proposed algorithm:

- *Masking with Long Sentences*: This method combines sentences into long sentences and computes cosine distance in (10) between the long sentences. In our case, the original short sentences contain at most 30 words each, while the long sentences contain 227 to 256 words each.
- *Frequency-Based Masking*: Rather than using the attention weight μ_k in (15) to sort the words, this method adopts the frequency metric, i.e., those words with the highest frequencies are masked. The motivation behind this new masking scheme is discussed in Section III-C.

B. Test Results

We begin with the proposed semantic compression of a sample paragraph with the masking ratio $\rho = 0.674$, as shown in Fig. 5 and Fig. 6. Observe that a large portion of masking is applied to the stop words like “of”, “is”, “to”, “the” etc. as expected in Section III-C. It is worth remarking that the words and phrases closely related to the context, such as “affairs”, “ladies and gentlemen”, and “proposed”, are masked as well. Observe also from Fig. 6 that the recovery is fairly successful since most missing words can be recovered. But there are still some discrepancies, some of which even cause semantic misunderstanding, e.g., “Sir” is replaced with “Mr”, but the former actually indicates an honorific title rather than a regular title before a man’s surname. This issue shall be fixed by the background knowledge supplement at the training stage.

Next, we compare the different masking methods for data compression in Fig. 7. It can be seen that all the three methods have their compression rates drop as the masking ratio ρ is increased. At the same ρ , the figure shows that masking with long sentences results in the highest compression efficiency. However, this does not suggest that masking with long sentences outperforms other methods since we have not yet considered their semantic performance.

We now tune the masking ratios for the different masking methods in order to compare their semantic performance at the

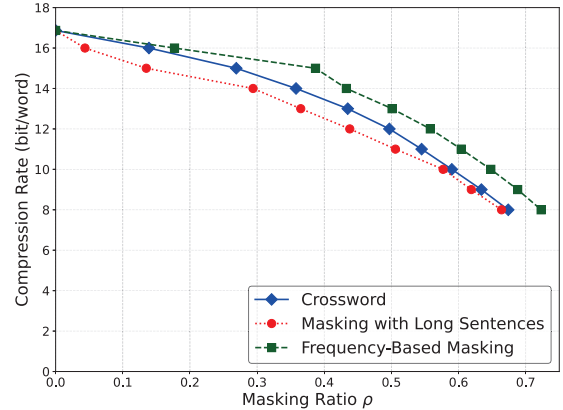


Fig. 7. Three masking methods under the different masking ratios ρ .

same compression rate. We also consider the existing semantic compression method in [11] as a benchmark. For the traditional lossless data compression schemes, Huffman code requires 24.4 bits/word while UTF-8 code requires 47.2 bits/word. The performance of the lossy compression methods is summarized in Table II. Notice that when the compression rate is high, i.e., when we aim at lossless compression, the conventional frequency-based masking leads to the best performance. Nevertheless, this regime is of limited interest for the semantic study since the symbol-wise recovery is the main consideration when ρ is very low. In contrast, when ρ goes up so as to transcend the entropy limit, the proposed masking scheme starts to take the lead. For instance, when 8 bits are allowed for representing each word on average, the proposed algorithm improves upon the frequency-based masking by over 27% in terms of cosine similarity. Notice also that the Crossword is superior to masking with long sentences. A possible reason is that computing the semantic loss on a per-short-sentence basis can further take sentence phrasing into account, whereas treating many sentences as a whole would lose this crucial information. Furthermore, notice that the Crossword significantly improves the existing semantic compression method in [11] by over 73% at the same compression rate of 8 bits/word.

Furthermore, we look into the proposed masking method by characterizing its behavior at the sentence level. Define

TABLE II
THE SEMANTIC SIMILARITY PERFORMANCE OF THE DIFFERENT LOSSY COMPRESSION METHODS AT THE SAME COMPRESSION RATE.

Sentence Similarity \ Bits/word	8.0	9.0	10.0	11.0	12.0	13.0	14.0	15.0	16.0
Methods									
Semantic Compression Method in [11]	0.500	0.583	0.639	0.709	0.748	0.798	0.795	0.830	0.847
Proposed Method "Crossword"	0.869	0.893	0.913	0.936	0.953	0.968	0.980	0.990	0.994
Masking with Long Sentences	0.837	0.869	0.893	0.909	0.931	0.941	0.952	0.962	0.974
Frequency-Based Masking	0.684	0.732	0.768	0.849	0.883	0.921	0.958	0.983	0.997

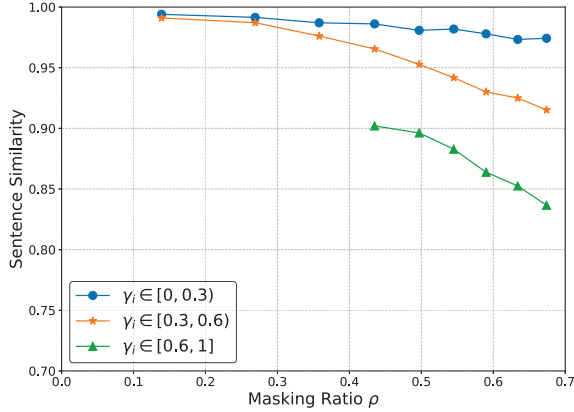


Fig. 8. Tradeoff between the cosine similarity $\eta(S_i, \hat{S}_i)$ and the masking ratio ρ for the different groups of sentences.

the *sentence masking ratio* $\gamma_i \in [0, 1]$ to be the portion of the words that are masked in the sentence S_i . We classify the sentence according to the sentence masking ratio into the following three groups: $\gamma_i \in [0, 0.3)$, $\gamma_i \in [0.3, 0.6)$, and $\gamma_i \in [0.6, 1]$. As shown in Fig. 8, when ρ approaches 1 in order to achieve a super high compression efficiency, those sentences with $\rho \in [0.6, 1]$ suffer severe semantic loss, whose cosine similarity with the ground truth is only 83%. But this loss is quickly alleviated when ρ drops. As another important observation, no sentences fall in the group $\gamma_i \in [0.6, 1]$ as ρ is below 0.42. The reason is that if ρ gets close to zero then semantic compression gradually reduces to the traditional symbol compression, and thus most sentences end up with their sentence masking ratios $\gamma_i \approx 0$.

V. CONCLUSION

This work proposes a semantic approach to data compression for English text as inspired by the puzzle crossword. The main idea is to mask those semantically minor words in terms of the overall context. The sentence-BERT is used to evaluate the semantic importance while the Transformer is used to capture the semantic information thereby recovering the masked words. Experiments show the remarkable advantage of the proposed method over the traditional Huffman code and UTF-8 code in minimizing the number of bits for representing text, and

also over the existing semantic compression method in [11] in preserving the meaning of text.

REFERENCES

- [1] C. E. Shannon, "A mathematical theory of communication," *Bell Syst. Tech. J.*, vol. 27, no. 3, pp. 379–423, Mar, 1948.
- [2] J. Devlin, M.-W. Chang, K. Lee, and K. Toutanova, "Bert: Pre-training of deep bidirectional transformers for language understanding," 2018, [Online]. Available: <https://arxiv.org/abs/1810.04805>.
- [3] N. Reimers and I. Gurevych, "Sentence-BERT: Sentence embeddings using Siamese BERT-networks," 2019, [Online]. Available: <https://arxiv.org/abs/1908.10084>.
- [4] A. Vaswani, N. Shazeer, N. Parmar, J. Uszkoreit, L. Jones, A. N. Gomez, L. Kaiser, and I. Polosukhin, "Attention is all you need," in *Neural Info. Process. Syst. (NeurIPS)*, vol. 30, 2017.
- [5] I. H. Witten, T. C. Bell, A. Moffat, C. G. Nevill-Manning, T. C. Smith, and H. Thimbleby, "Semantic and generative models for lossy text compression," *Comput. J.*, vol. 37, no. 2, pp. 83–87, Feb, 1994.
- [6] V. P. B. ISI-CNR, "Semantic lossy compression of XML data," 2001, [Online]. Available: <http://CEUR-WS.org/Vol-45/05-cannataro.pdf>.
- [7] P. Basu, J. Bao, M. Dean, and J. Hendler, "Preserving quality of information by using semantic relationships," *Pervasive Mobile Comput.*, vol. 11, pp. 188–202, April, 2014.
- [8] R. Wang, D. Sun, R. Wong, R. Ranjan, and A. Y. Zomaya, "SInC: Semantic approach and enhancement for relational data compression," *Knowledge-Based Systems*, vol. 258, pp. 110 001–110 001, Dec, 2022.
- [9] J. Bao, P. Basu, M. Dean, C. Partridge, A. Swami, W. Leland, and J. A. Hendler, "Towards a theory of semantic communication," in *IEEE Netw. Sci. Workshop*, Jun. 2011, pp. 110–117.
- [10] L. Vial, B. Lecouteux, and D. Schwab, "Sense vocabulary compression through the semantic knowledge of WordNet for neural word sense disambiguation," 2019, [Online]. Available: <https://arxiv.org/abs/1905.05677>.
- [11] K. Niu, J. Dai, S. Yao, S. Wang, Z. Si, X. Qin, and P. Zhang, "A paradigm shift toward semantic communications," *IEEE Commun. Mag.*, vol. 60, no. 11, pp. 113–119, Nov, 2022.
- [12] Z. Qin, X. Tao, J. Lu, and G. Y. Li, "Semantic communications: Principles and challenges," 2021, [Online]. Available: <https://arxiv.org/abs/2201.01389>.
- [13] J. Dai, P. Zhang, K. Niu, S. Wang, Z. Si, and X. Qin, "Communication beyond transmitting bits: Semantics-guided source and channel coding," *IEEE Wireless Commun.*, Aug, 2022.
- [14] Q. Hu, G. Zhang, Z. Qin, Y. Cai, G. Yu, and G. Y. Li, "Robust semantic communications against semantic noise," in *2022 IEEE 96th Veh. Technol. Conf. (VTC Fall)*, Sep, 2022.
- [15] H. Xie, Z. Qin, and G. Y. Li, "Task-oriented multi-user semantic communications for VQA," *IEEE Wireless Commun. Lett.*, vol. 11, no. 3, pp. 553–557, Mar, 2021.
- [16] A. Lempel and J. Ziv, "On the complexity of finite sequences," *IEEE Trans. Inf. Theory*, vol. 22, no. 1, pp. 75–81, Jan, 1976.
- [17] P. Koehn, "Europarl: A parallel corpus for statistical machine translation," in *Proc. MT Summit*, Sep, 2005, pp. 79–86.
- [18] D. P. Kingma and J. Ba, "Adam: A method for stochastic optimization," 2014, [Online]. Available: <https://arxiv.org/abs/1412.6980>.
- [19] D. A. Huffman, "A method for the construction of minimum-redundancy codes," *Proc. IRE*, vol. 40, no. 9, pp. 1098–1101, Sep, 1952.
- [20] F. Yergeau, "UTF-8, a transformation format of ISO 10646," 2003, [Online]. Available: <https://www.rfc-editor.org/rfc/rfc3629.html>.