

Volumes of Solid Objects in Elamite Mathematics

Nasser Heydari* and Kazuo Muroi†

March 24, 2023

Abstract

This article studies three-dimensional objects and their volumes in Elamite mathematics, particularly those found in the Susa Mathematical Tablet No. 14 (**SMT No. 14**). In our discussion, we identify some basic solids whose volumes have been correctly computed in Babylonian and Elamite mathematics. We also show that the Elamite scribes knew the right formula for calculating the volume of a certain pyramid which is a rare phenomenon occurring in the Babylonian mathematical tablets.

1 Introduction

SMT No. 14 is one of 26 clay tablets excavated from Susa in southwest Iran by French archaeologists in 1933. The texts of all the Susa mathematical tablets (**SMT**) along with their interpretations were first published in 1961 (see [BR61]).

This tablet¹ consists of two problems both of which concern the volume of an imaginary large grain-heap, whose length, width, and height are known. From a mathematical point of view, the first problem is very important because the volume of a pyramid is correctly calculated. Unfortunately, the second problem is nearly unintelligible to us because most parts of the text are lost.

2 Volumes of Solid Objects

Usually, a *solid* is any limited portion of three-dimensional space bounded by surfaces. If all boundary surfaces forming a solid are planes, it is called a *polyhedron*.² The intersections of planes in a polyhedron are called *edges* and the polygons formed by the edges are *faces*. The intersections of the edges are the *vertices* of the polyhedron.

*Email: nasser.heydari@mun.ca

†Email: edubakazuo@ac.auone-net.jp

¹ The reader can see the new photos of this tablet on the website of the Louvre's collection. Please see <https://collections.louvre.fr/en/ark:/53355/c1010186539> for obverse and reverse.

² For a reference on polyhedra, the interested reader can consult [Cro99].

The angle between two faces of a polyhedron is a *dihedral angle*. The space near a vertex of a polyhedron is called a *solid angle* or *polyhedral angle*, which is formed by the intersection of at least three faces. A polyhedron is convex if the line segment connecting any pair of its points is contained completely within the polyhedron. Here, we mostly consider convex polyhedra. Figure 1 shows four polyhedra three of which are convex but the one on the right is not.

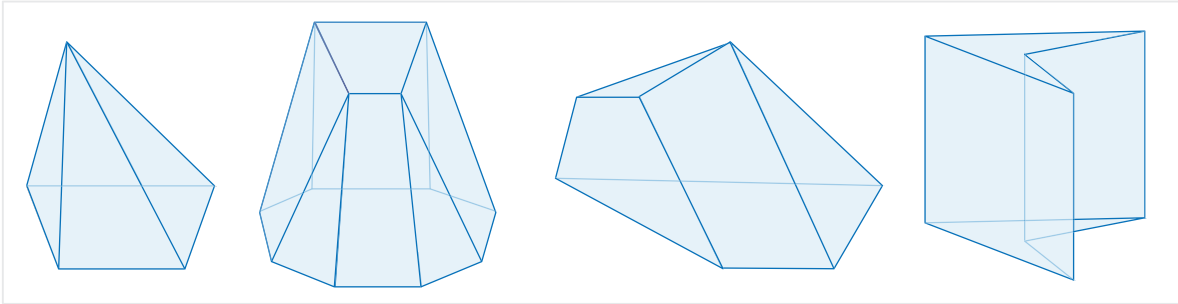


Figure 1: Examples of polyhedra

There is an interesting relation between the numbers of faces f , edges e and vertices v of a polyhedron known as the *polyhedron formula*, observed by the Swiss mathematician Leonhard Euler (1707–1783), saying that

$$v - e + f = 2. \tag{1}$$

Note that for the second polyhedron in Figure 1, we have $12 - 20 + 10 = 22 - 20 = 2$ satisfying the Euler’s polyhedron formula (1).

Similar to regular polygons, we can define *regular polyhedra* as those polyhedra all of whose faces are congruent regular polygons and all of whose polyhedral angles are equal. There is a classic theorem in geometry stating that there are only five regular convex polyhedra: tetrahedron with 4 faces, hexahedron (cube) with 6 faces, octahedron with 8 faces, dodecahedron with 12 faces and icosahedron with 20 faces (see Figure 2).

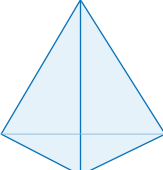
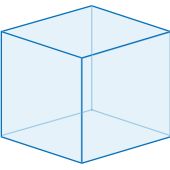
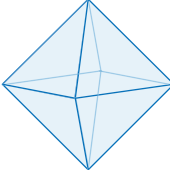
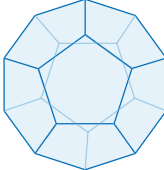
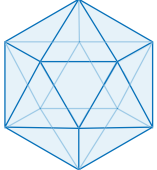
Tetrahedron	Hexahedron	Octahedron	Dodecahedron	Icosahedron
				
$v = 4$	$v = 8$	$v = 6$	$v = 20$	$v = 12$
$e = 6$	$e = 12$	$e = 12$	$e = 30$	$e = 30$
$f = 4$	$f = 6$	$f = 8$	$f = 12$	$f = 20$

Figure 2: Platonic solids

These special polyhedra are usually called *Platonic solids*. These five regular polyhedra are named after the Greek philosopher Plato (circa 428–348 BC) who was so captivated by their perfect forms that in his dialogue *Timaeus* he associates them with

what, at that time, were believed to be the basic elements: earth, fire, air, water and ether. Recently, there has been an increasing interest in a class of polyhedra (including the Platonic solids) because they arise naturally in a number of diverse problems in physics, chemistry, biology as well as a variety of other disciplines (see [AS03]). Although these polyhedra bear the name of Plato, the Greek mathematician Theaetetus of Athens (circa 417–369 BC) was the first to give a mathematical description of all five regular polyhedra and may also have been responsible for the first known proof that no other regular polyhedra exist (see [All89, Hea21]). For a proof of this theorem, see [Har00].

The *volume* of a solid is a quantity for the amount of space occupied by it which is usually measured as the number of times it contains a chosen solid as the unit of volume. Nowadays, volumes are mostly expressed in cubic units such as cm^3 , m^3 and so on depending on the length unit one considers for the three dimensions of the unit cube.

A *cuboid* is a polyhedron with six faces all of which are rectangles and all of whose dihedral angles are right angles. A cuboid has three main dimensions, i.e., the length, the width and the height. The volume of a cuboid Ω with dimensions a, b, c is simply given by

$$V_{\Omega} = abc.$$

This is due to the simple observation that a cuboid with integer dimensions m, n, p contains $m \times n \times p$ numbers of the unit cube.

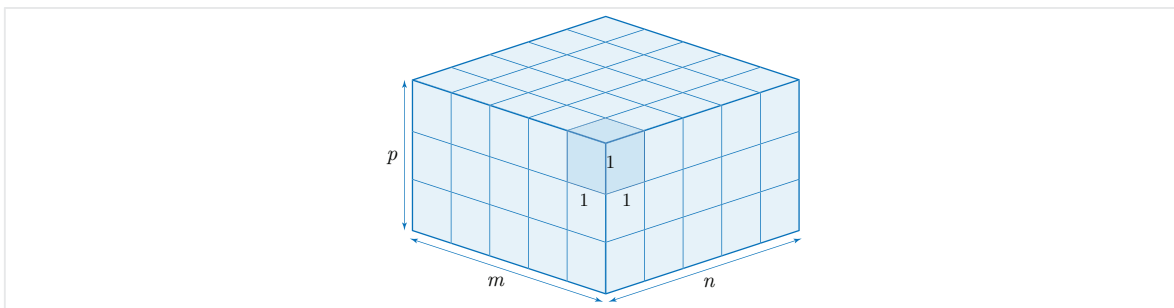


Figure 3: Volume of a cuboid

Although the volume of a cuboid follows directly from the definition, to find the volumes of other solids, one needs to apply *Cavalieri's principle* attributed to the Italian mathematicians Bonaventura Cavalieri (1598–1647). This states that if two solids are bounded between two parallel planes and if any plane parallel to the boundary planes intersects the two solids in two cross-sections with equal areas, then the two solids have the same volume (see Figure 4).

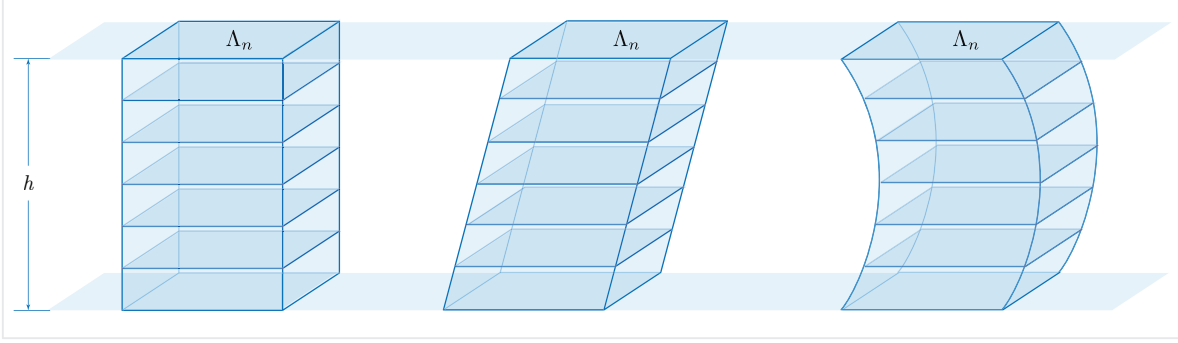


Figure 4: Cavalieri's principle

A *prism* Γ is a polyhedron two of whose faces are parallel equal polygons, say Γ_n . In fact, if we translate Γ_n along a fixed direction, the obtained solid is a prism. In a general prism, all faces other than the two parallel ones are parallelograms. If these parallelogram faces of a prism are rectangles, it is called a *right prism*. The distance between the two parallel faces is called the *height* of the prism denoted by h . The volume of a general prism is obtained by the general rule “area of base times height”:

$$V_\Gamma = h \times S_{\Gamma_n}. \quad (2)$$

This easily gives the volumes of special prisms such as triangular prisms, parallelepipeds and cuboids. A *truncated prism* is obtained from a prism by cutting it with two non-parallel planes as shown in [Figure 5](#).

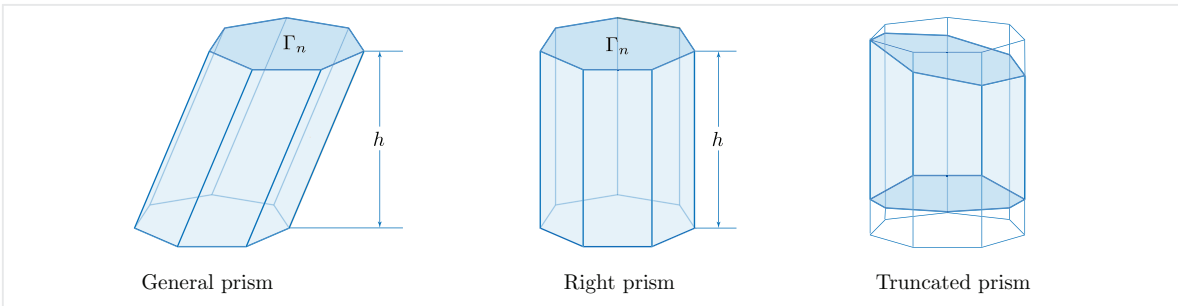


Figure 5: Different kinds of prisms

The volume formula for a prism can be proved by using the fact that any cuboid Λ with sides a, b, c can be diagonally cut off into two equal triangular right prisms, say Λ_1 and Λ_2 , whose bases are right triangles with sides a and b (see [Figure 6](#)). So, the common volume of these two triangular prisms is

$$V_{\Lambda_1} = V_{\Lambda_2} = \frac{1}{2}abc = \left(\frac{1}{2}ab\right)c,$$

which is area of base times height. Any polygon can be partitioned into triangles, so this, together with Cavalieri's principle, can be used to prove the general formula (2).

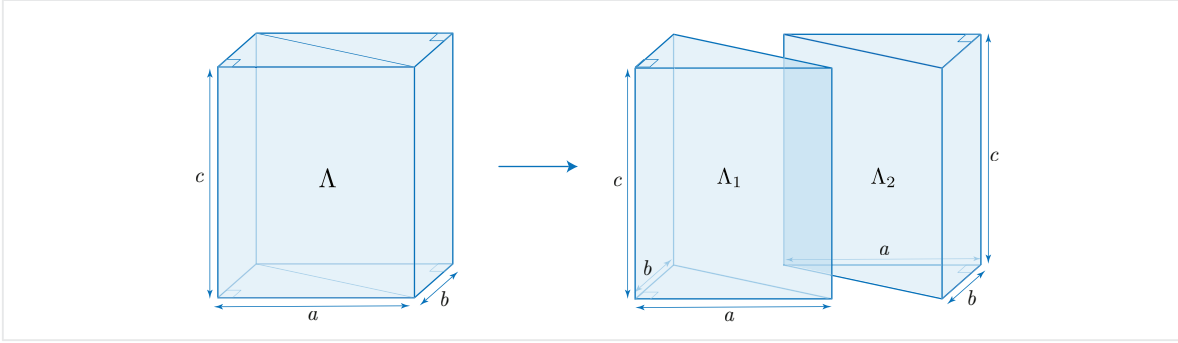


Figure 6: Cutting a cuboid into two equal right triangular prisms

A *pyramid* Λ is a polyhedron obtained by connecting a point p outside a polygon Λ_n by straight lines to all of its points. This point p is the *apex* and the polygon Λ_n is the base of the pyramid. The distance between the apex and the base is the height of the pyramid. Note that all faces of a pyramid containing the apex are triangles. In a right pyramid, the line connecting the apex and the centroid of the base is perpendicular to the base. A *pyramidal frustum* is obtained from a pyramid by cutting it with a plane parallel to its base (see [Figure 7](#)).

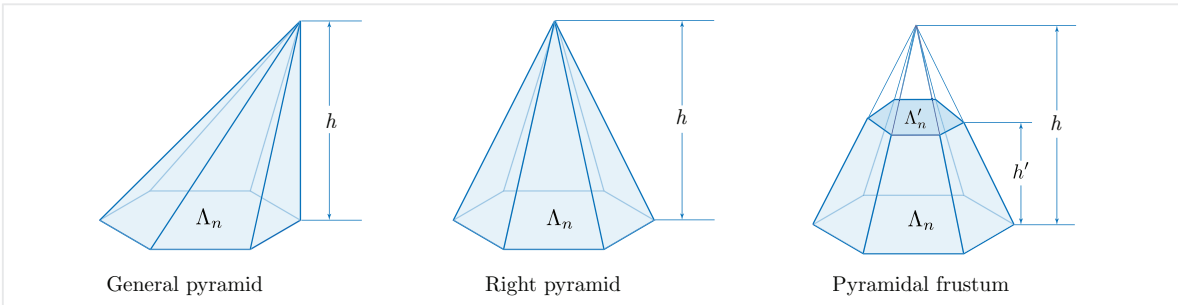


Figure 7: Different kinds of pyramids

One can make the observation that any right triangular prism Λ is the union of three right triangular pyramids $\Lambda_1, \Lambda_2, \Lambda_3$ with equal volumes as shown in [Figure 8](#).

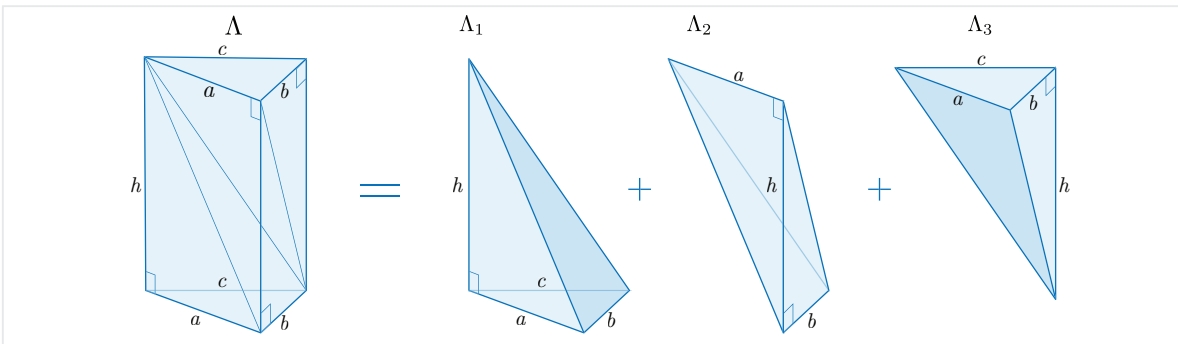


Figure 8: Dividing a prism into three pyramids with equal volumes

In fact, on the one hand, Λ_1 and Λ_3 have the same height h and equal triangular base with sides a, b, c , and on the other hand, Λ_2 and Λ_3 have the same height a and the same triangular base with height b and base h . So by Cavalieri's principle $V_{\Lambda_1} = V_{\Lambda_2} = V_{\Lambda_3}$. Now, since any pyramid can be divided into a finite number of triangular pyramids by triangulation of its polygonal base, one can use the previous fact to show that the volume of a general pyramid Λ with polygonal base Λ_n and height h is

$$V_{\Lambda} = \frac{1}{3} \times h \times S_{\Lambda_n}.$$

For a pyramidal frustum whose base and top are regular n -gons with sides a and b respectively and whose height is h , one can easily find a volume formula with respect to n, a, b and h . In fact, consider **Figure 9** in which the frustum with $\Gamma_n(a)$ and $\Gamma_n(b)$ as the base and top is a part of pyramid with height $h + h'$ and base $\Gamma_n(a)$. Since the two triangles $\triangle AH'B'$ and $\triangle AHB$ in the figure are similar, we have

$$\frac{\overline{AH'}}{\overline{H'B'}} = \frac{\overline{AH}}{\overline{HB}}.$$

Also, $\overline{AH'} = h'$, $\overline{AH} = h + h'$, $\overline{B'H'} = \frac{b}{2 \sin(\frac{\pi}{n})}$, and $\overline{BH} = \frac{a}{2 \sin(\frac{\pi}{n})}$, so it follows from the last equality that

$$h' = \frac{bh}{a - b}.$$

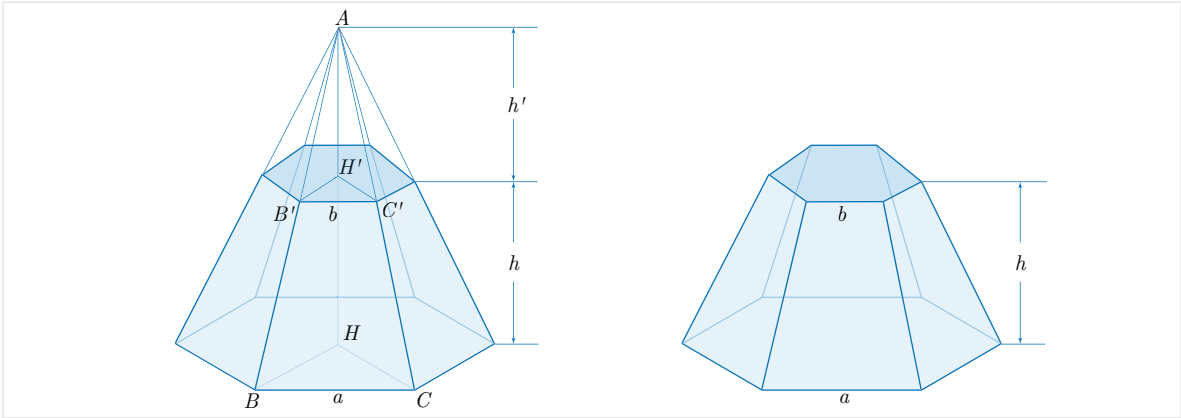


Figure 9: Volume of a pyramidal frustum whose base and top are regular polygons

On the other hand, since $S_{\Gamma_n(a)} = \frac{na^2}{4} \cot(\frac{\pi}{n})$ and $S_{\Gamma_n(b)} = \frac{nb^2}{4} \cot(\frac{\pi}{n})$, and the volume of the frustum is the volume of a pyramid with height h and base $\Gamma_n(a)$ minus that of the small pyramid with height h' and base $\Gamma_n(b)$, we can write

$$V = \frac{h + h'}{3} \times \frac{na^2}{4} \cot\left(\frac{\pi}{n}\right) - \frac{h'}{3} \times \frac{nb^2}{4} \cot\left(\frac{\pi}{n}\right)$$

which can be simplified as

$$V = \frac{nh}{12} \cot\left(\frac{\pi}{n}\right) (a^2 + ab + b^2). \quad (3)$$

Besides polyhedra, other solids can be obtained by rotating closed surfaces around a fixed direction (the *axis of rotation*) in 3-space, generally known as *solids of rotation*. Examples of such solids of rotation are spheres, ellipsoids, cylinders and cones, obtained by rotating a semicircle, a semi-ellipse, a rectangle and a right triangle respectively around a fixed direction as shown in [Figure 10](#). If the radius of the semicircle is r , the volume of generated sphere is $\frac{4}{3}\pi r^3$. It was Archimedes who showed that the volume of a sphere is equal to twice the volume between the sphere and its circumscribed cylinder.




Figure 10: Different kinds of solids of rotation

The volume of the cylinder obtained by rotating a rectangle with sides r and h around the latter is $\pi r^2 h$ which follows from Cavalieri's principle. If the base and the height of a right triangle are r and h and we rotate it around its height, the volume of the generated cone is $\frac{1}{3}\pi r^2 h$ which is similar to the volume formula of a pyramid. One way to intuitively see why this is true is to place two containers in the shapes of a cone and a cylinder with the same height and circular base side by side. By filling the cone with water and then pouring it into the cylinder, it is apparent that the level of water reaches one-third of the height of the cylinder. This suggests that the volume of a cone with height h and radius r is that of a cylinder with height $\frac{h}{3}$ and the same radius r .

3 Volumes in ancient mathematics

Although the above-mentioned volume formulas for basic solids can be obtained by using elementary techniques from solid geometry³ or double integration from calculus, their appearance in mathematics can be traced back to Greek mathematicians such as Euclid (in Book XII of the *Elements*) and Eudoxus of Cnidus (circa 395–337 BC) who developed solid geometry by establishing the usual proportions and volume relations for solid figures. For example, Eudoxus proved that the volume of a sphere is proportional to the cube of its radius and the volume of a pyramid is the one-third of that of a prism with the same base and height.

Whereas the Greek mathematicians conducted a detailed study of solids and their volume, there is evidence that the Babylonians and Egyptians used certain formulas concerning the volume of cubes, prisms and cones long before the Greeks (see [[Fri05-1](#)]). Besides the purely mathematical point of view, some of these formulas seemed to be

³ The interested reader can consult [[KB38](#)] for a detailed discussion on this topic.

used in calculations regarding construction projects such as digging a hole or a canal or building a brick wall. Such volume formulas would have been of great advantage to builders. For example, by using the dimensions of a cubical brick and an intended wall, they could estimate the total number of bricks needed to finish the wall. In addition, such data could be used to determine the number of workers required for any project.

Unsurprisingly, calculating the volume of pyramids was a challenge for ancient scribes. Apparently, the Egyptians and the Babylonians were aware of the volume formula for a pyramid but they did not use it explicitly. One can see this implicit usage in the Babylonian and the Egyptian formulas for a pyramidal frustum, say Δ , with square base of side a and square top of side b and height h (see Figure 11). As is known from mathematical tablet **BM 85194**⁴, the Babylonians used the volume formula

$$V_{\Delta}^B = \left[\left(\frac{a+b}{2} \right)^2 + \frac{1}{3} \left(\frac{a-b}{2} \right)^2 \right] h \tag{4}$$

for the volume of the pyramidal frustum Δ .

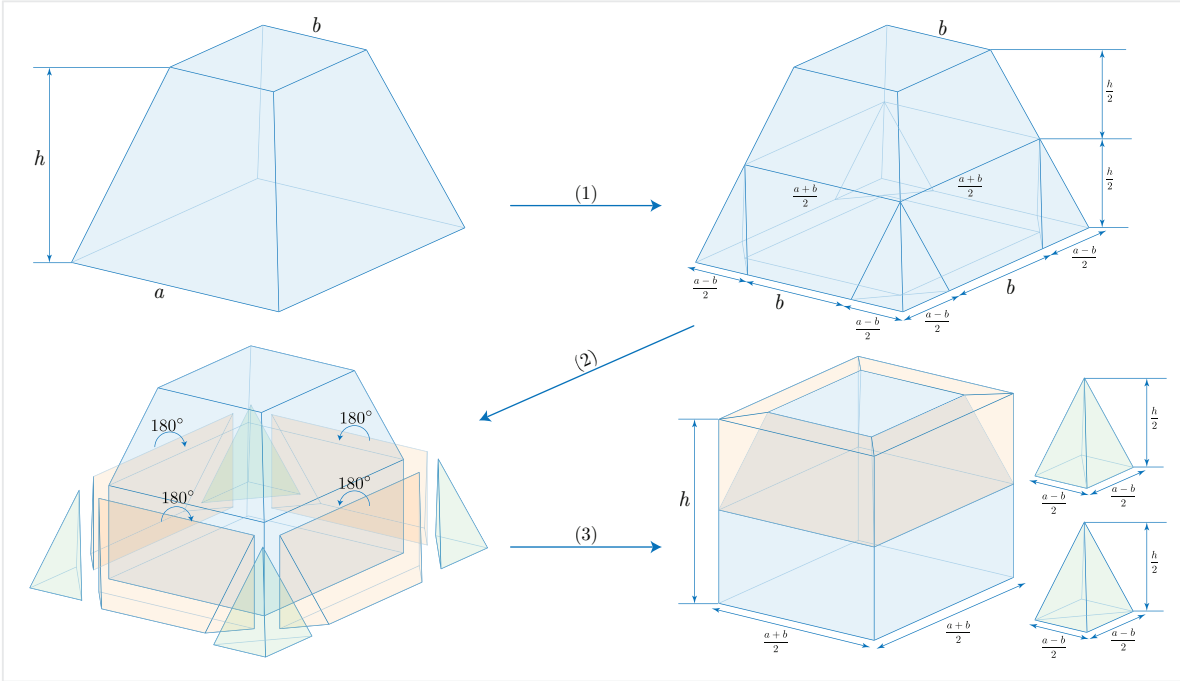


Figure 11: Babylonian formula for the volume of a pyramidal frustum

One way to obtain this formula is the “cut and paste” method given in Figure 11.⁵ A pyramidal frustum is first cut vertically at its four corners to get four pyramids with height $\frac{h}{2}$ and square bases with side $\frac{a-b}{2}$. Next, we slice off four extra parts on four faces of the lower half frustum to get four truncated prisms. Then these four polyhedra are rotated 180° around their top edges and attached to the faces of the upper half

⁴ For an interpretation of a part of this text, see the appendix section.

⁵ For more details, see [Hea21, Vol. II, pp. 332-334]; [Mur00, pp. 88-93]; or [Vai61, pp. 136-141].

frustum as shown in the figure. We can also attach two small triangular pyramids on their proper faces to get a pair of pyramids with square bases. At the end, we obtain a cube with dimensions h , $\frac{a+b}{2}$ and $\frac{a+b}{2}$ plus two pyramids of square bases with sides $\frac{a-b}{2}$ and height $\frac{h}{3}$. The total volume of these solids is exactly the value given in (4). The second part of the formula clearly proves that the Babylonians knew the formula of a pyramid with a square base.

On the other hand, according to the *Moscow papyrus*⁶, the Egyptians applied the formula

$$V_{\Delta}^E = \frac{h}{3} (a^2 + ab + b^2) \quad (5)$$

for the same pyramidal frustum (note that this is obtained from (3) by setting $n = 4$). Although the formula is different than that of the Babylonians, the two formulas are equivalent. We can use the “cut and paste” method shown in Figure 11 to obtain the formula (see [NM14, pp. 35-39]). The only thing in this method is that we replace four pyramids with heights h in the corners with four cubes with the same base but height $\frac{h}{3}$. The other steps are just cutting and pasting processes as shown in the figure.

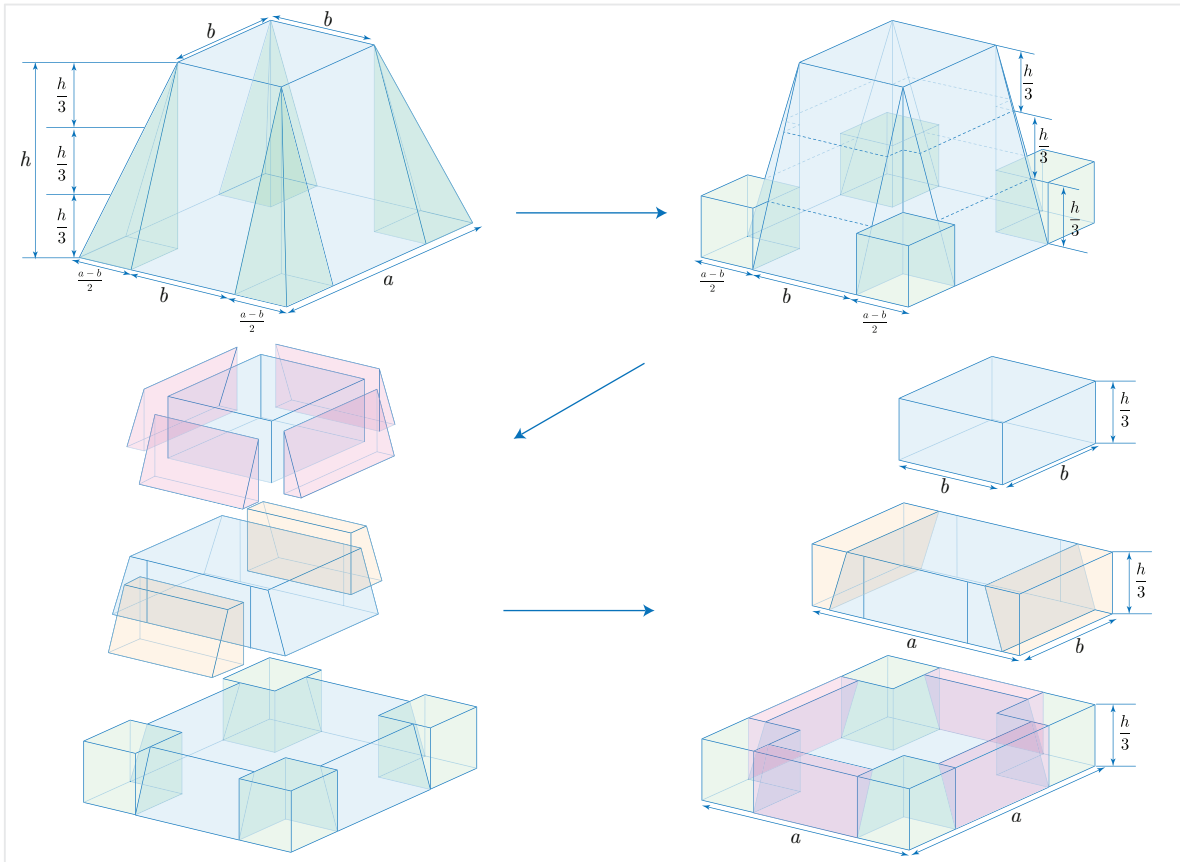


Figure 12: Egyptian formula for the volume of a pyramidal frustum

⁶ The Moscow Mathematical Papyrus is an ancient Egyptian mathematical papyrus containing several problems in arithmetic, geometry, and algebra. It is held in the collection of the Pushkin State Museum of Fine Arts in Moscow.

Although no explicit formula or direct calculation for the volume of a pyramid is given, there are clay tablets that address problems regarding the volumes of solids whose calculations involve the volume of a pyramid. Two such tablets are **BM 96954** and **SMT No. 14** dealing with the volume of granaries. In both mathematical and non-mathematical texts, different shapes are suggested for ancient granaries. The common shape of a cylinder with a domed top is one of the oldest and can be found on seal imprints. For example, in figure 222 of **MDP XVI** (see [Leg21, Plate 15]), a worker is climbing up a ladder to put grain into a pair of cylindrical granaries (see Figure 13). This ancient seal from Susa caused some scholars to suggest that the cylinder was the likely shape of granaries in ancient Elam. Unfortunately, this led them to misunderstand some mathematical texts and so to mistakes in their interpretations (see [BR61, TEXTE XIV], for example).




Figure 13: A pair of granaries on a Susa seal dated to circa 3500-3000 BC

In this process of computing the volume of a truncated triangular prism (see Figure 14), the Babylonian and Elamite scribes usually needed to calculate the volume of a special rectangular pyramid. This truncated triangular prism was a solid shape familiar to the Elamites and the Babylonians and might have served as a pattern for building storage facilities such as granaries due to the rigid structure provided by this shape.

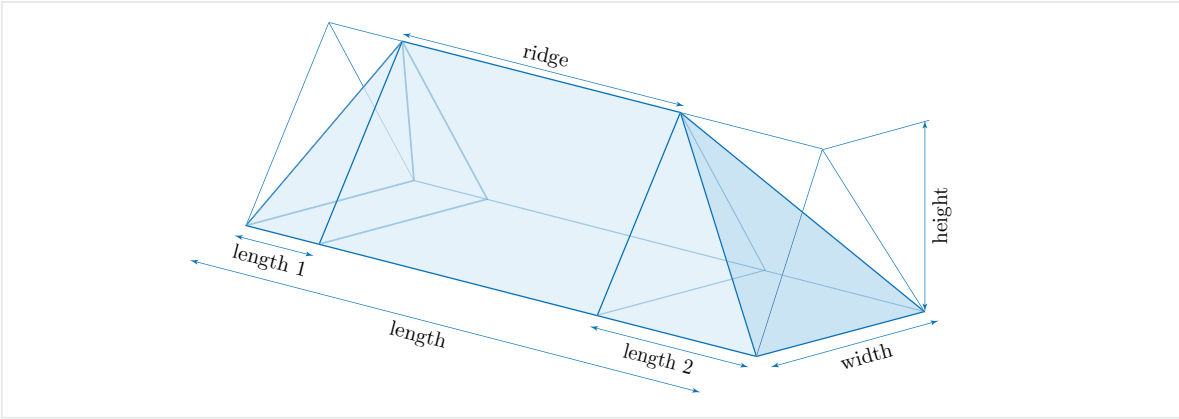


Figure 14: A truncated triangular prism and its dimensions

Let us compute the volume of the truncated triangular prism in [Figure 14](#) by assuming that its height is h , its width is y , its ridge is x , and its length is z . We also denote the other two parts of the length by x_1 and x_2 (that is, the lengths of two right rectangular pyramids attached to the middle triangular prism). Clearly, $z = x + x_1 + x_2$. In general, x_1 and x_2 may not be equal although Babylonian and Elamite scribes considered the special case $x_1 = x_2$. First, note that our solid consists of three parts: the middle part is a triangular prism and the left and right parts are two rectangular pyramids. The volume of the triangular prism is $V_0 = \frac{xyh}{2}$ while those of the two rectangular pyramids are $V_1 = \frac{1}{3} \times x_1 \times y \times h = \frac{x_1yh}{3}$ and similarly $V_2 = \frac{x_2yh}{3}$. Therefore,

$$V = V_0 + V_1 + V_2 = \frac{xyh}{2} + \frac{x_1yh}{3} + \frac{x_2yh}{3} = \frac{yh}{6} \times (3x + 2x_1 + 2x_2)$$

implying that

$$V = \frac{2zyh + xyh}{6}. \quad (6)$$

As we see in the next section, the Susa scribes correctly computed the volume of such a truncated triangular prism in which the two pyramids are equal (that is, $x_1 = x_2$). Further, mathematical analysis of the text shows that the Susa scribes knew the formula for the volume of a specific rectangular pyramid whose height and sides of the base are all the same number h . They used the formula $\frac{h^3}{3}$ for the volume which is obtained from the usual formula “one-third of height times the area of base”.

4 SMT No. 14

As mentioned, this text consists of two problems both of which concern the volume of an imaginary grain-heap, whose length, width, and height are 10 **nindan** ($\approx 60m$), 6 **nindan** ($\approx 36m$), and 3 **nindan** ($\approx 18m$) respectively. From the mathematical point of view, the first problem is very important because the volume of a pyramid is correctly calculated and the mathematical technical term **a-rá kayyamānum**, thought to be the Akkadian translation of the Sumerian word **a-rá-gub-ba**, occurs in a complete form. The second problem is sadly nearly unintelligible to us as most parts of the text are lost.

4.1 Transliteration

Obverse: Lines 1-18

- (L1) gur₇ a-na 14,24 sahar 3 gi(sic) me-l[a-a-am gar]
- (L2) a-na 14,24 sahar uš sag ù ka-aq-qa-da
- (L3) mi-na gar za-e igi-12 šu-up-li pu-ṭú-úr
- (L4) 5 ta-mar 5 a-na 14,24 sahar i-ší-ma
- (L5) 1,12 ta-mar 3 gi(sic) me-la-a-am nigin 9 ta-mar
- (L6) 9 a-na 3 me-le-e te-er-ma 27 ta-mar
- (L7) i-na 1 a-rá ka-aia-ma-ni 20 [sa]har šà-lu-uš-ti
- (L8) šà ka-aia-ma-ni á tu-uš-ša-bu zi

- (L9) 40 *ta-mar* 40 *aš-šum* 2 sig *gur*₇ *a-na* 2 *tab-ba*
(L10) 2(sic),20 *ta-mar* 1,20 *a-na* 27 *i-ši-ma* 36 *ta-mar*
(L11) 36 *i-n[a]* 1,12 *zi* 36 [*ta-mar tu*]-*úr-ma*
(L12) 3 *me-la-a-am* *nigin* 9 *ta-[mar igi-9 pu-t]* *ú-úr*
(L13) 6,40 *ta-mar* 6,40 *a-na* 36 *i-š[i-ma]*
(L14) 4 *ta-mar* 4 *ka-aq-qa-du* 3 *me-l[a-a-am gar]*
(L15) [*aš-šu*]*m i-na am-ma-at am-ma-a[t i-ku-lu]*
(L16) [*a-na* 2] *tab-ba* 6 *ta-mar* 6 *sag* 6 [*a-na* 4]
(L17) [*ka-aq-qa*]-*di dah* 10 *ta-mar* 10 [*uš*]
(L18) [... ..]

Reverse: Lines 1-7

- (L1) [... .. T]A(?) [... ..]
(L2) [... ..] 3 *me-la-a-am* [*a-na* 12]
(L3) [*i-ši-ma*] 36 *ta-mar* 3[6 *a-na* 24 *i-ši-ma*]
(L4) [14],24 *ta-mar* *sahar* 14,2[4]
(L5) *a-na* 8 *na-aš-pa-ak* *gur*₇ [*i-ši-ma*]
(L6) 1,55,12 *gub-ma* 20,30(sic) [*gur*₇]
(L7) *ù* 2-*šu* 24 *gur še-u[m ki-a]-am ne-[pé-šum]*

4.2 Translation

Obverse: Lines 1-18

- (L1) The grain-heap. For the volume 14,24, I put down 3 (**nindan**, that is, 6) **gi** as the height.
(L2-3) For the volume 14,24, what did I put down as the length, width, and the top? You, make the reciprocal of the (constant) 12 of depth, (and)
(L4) you see 0;5. Multiply 0;5 by the volume 14,24, and
(L5) you see 1,12. Square the height, 3 (**nindan**, that is, 6) **gi**, (and) you see 9.
(L6) Multiply 9 by the height 3 again, and you see 27.
(L7-8) From the regular number 1, subtract 0;20 of the volume, one third of the regular (number 1) of the wing that you add (to the middle part), (and)
(L9) you see 0;40. Since there are two dilapidated parts of the grain-heap, double 0;40, (and)
(L10) you see 2;20 (error for 1;20). Multiply 1;20 by 27, and you see 36.
(L11) Subtract 36 from 1,12, (and) you see 36. Return and
(L12) square the height 3, (and) you see 9. Make the reciprocal of 9, (and)
(L13) you see 0;6,40. Multiply 36 by 0;6,40, (and)
(L14) you see 4. 4 is the top (length). Put down the height 3.
(L15-16) Since the inclination of the sides of the grain-heap is 1 **kùš** ($\approx 50cm$) per 1 **kùš**, double the height 3, (and) you see 6. 6 is the width.
(L16-17) Add 6 to the top (length) 4, (and) you see 10. 10 is the length.
(L18)

Reverse: Lines 1-7

- (L1)
- (L2-3) Multiply the height 3 by 12 ... , and you see 36.
- (L3-4) Multiply 36 by 24, and you see 14,24.
- (L4-7) Multiply the volume 14,24, ... , by 8,0,0, the storage (constant) of the grain-heap, and 1,55,12,0,0 (*sila*) is confirmed, and 20,30 (error for 23) **gur**₇ and 2,24 **gur** is the barley. Such is the procedure.

4.3 Technical Terms in SMT No. 14

Before discussing the mathematical meaning of the problems, we explain a few technical terms that occur in the text.

The length unit **gi**

Since 1 **gi** is equal to half a **nindan** ($\approx 3\text{m}$), the value 3 **gi** in lines 1 and 5 seems to be a mistake if it means “3 (**nindan**, that is, 6) **gi**”. However, we know that the same expressions were occasionally used in mathematical texts, for example:

- (i) 30 **gi** “0;30 (**nindan**, that is, 1) **gi**”,
- (ii) 30 **kùš** “0;30 (**nindan**, that is, 6) **kùš**”.

Note that the basic length unit **nindan** is always omitted. Due to the absence of the “sexagesimal point” in Babylonian mathematics, the scribe used the clumsy expression 3 **gi** in our problem. The practice of writing a number in this way may also be found in a Sumerian inscription written around 2400 BC (see [Mur15, Mur17]).

Rectangular pyramids

The grain-heap (**gur**₇) consists of a right triangular prism and two rectangular pyramids attached to the top and base of the triangular prism (see Figure 15).

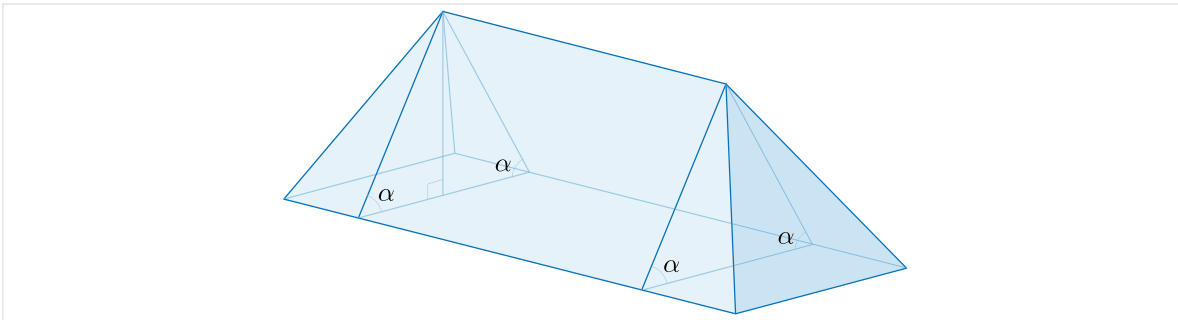


Figure 15: An imaginary grain-heap

In line 8, the pyramid is called **á**(*ahum*) “a wing (of the grain-heap)” and also **sig gur**₇ “a dilapidated part of the grain-heap” in line 9.

As mentioned, the shape in this text was misunderstood by Bruins and he mistakenly considered a solid shape as shown in Figure 16 represented this grain-heap. Friberg

believes that the imprint of a Susa seal (see [Figure 13](#)) was the cause of this error ([\[Fri07-2\]](#)).

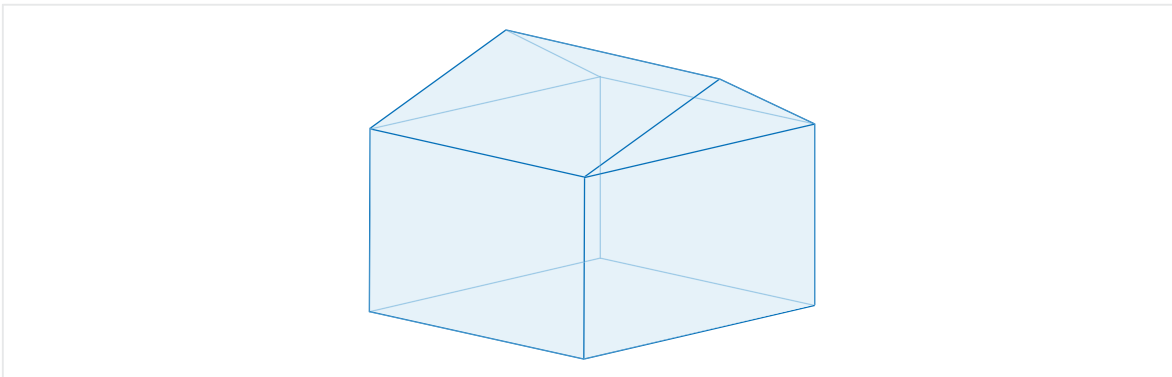


Figure 16: The grain-heap suggested by Bruins

Adjective *kayyamānum*

In several Susa mathematical texts the Akkadian adjective *kayyamānum* “normal, regular, usual” occurs with the number 1 or 2 or 3. It determines the integer part of a number, namely, it is used to refer to, for example, the number 2 in sexagesimal numbers like $2 \times 60^{\pm n}$:

$$2 \times 60^2 = 2, 0, 0 \quad \text{and} \quad 2 \times 60^{-4} = 0; 0, 0, 0, 2.$$

Additionally, there is a possibility that 5 **a-rá** in **SMT No. 7** is an abbreviation for 5 **a-rá kayyamānum**, because the numbers 5 and 7 occur together as the prime factors of 35, and the former is called “the factor 5” and the latter is not modified at all (see [\[Mur92-2\]](#)). Therefore, it is highly probable that the term **a-rá kayyamānum**, which is a translation of the Sumerian term **a-rá-gub-ba**, is specifically used for the numbers 1, 2, 3, and 5. In other words, these numbers are “normal, regular” in the sense that their reciprocals can be expressed by finite sexagesimal fractions. The Sumerians must have known the fact that the numbers 2, 3, and 5 are “regular” with respect to the base 60, and this was also known to the Susa and the Babylonian scribes.

Inclination of a plane

In line 15 occurs a technical expression of Babylonian mathematics that defines the inclination of a plane. A typical example is as follows:

i-na 1 kùš *x* kùš (kú) ì-kú

“In 1 kùš (in height) it ate *x* kùš (of fodder)”.

The underlying idea of this expression, which is also thought to be of Sumerian origin, is “the water ate away the bank of a river”. It refers to the angle of erosion formed between the river surface and the incline of the eroded bank which is denoted by α in [Figure 17](#) depicting a cross section of both a river and bank.

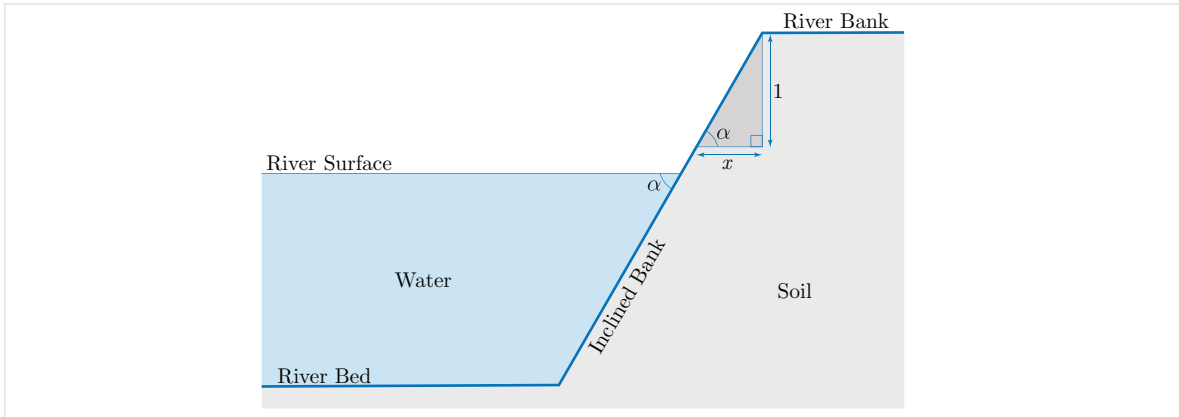


Figure 17: Erosion of a river bank

By considering the right triangle in Figure 17 whose bases are 1 kùš and x kùš, we can compute $\tan(\alpha) = \frac{1}{x}$. In our problem since $x = 1$, the angle between the ground and the side of the grain-heap is computed as $\alpha = \arctan(\frac{1}{1}) = \arctan(1) = 45^\circ$ (see Figure 15 and Figure 18).

4.4 Mathematical Calculations

We now analyze the first problem of **SMT No. 14**. In the statement of this problem only two pieces of data are provided: the volume and the height of a grain-heap, which are obviously insufficient to determine the shape of the solid figure being considered. However, careful consideration of the calculation assists in understanding the geometrical intention of the scribe. The solid figure is a truncated triangular prism as shown in Figure 18. Note that, as we said in the previous section, both acute angles of the right triangles in the figure are 45° , so they are isosceles triangles too.

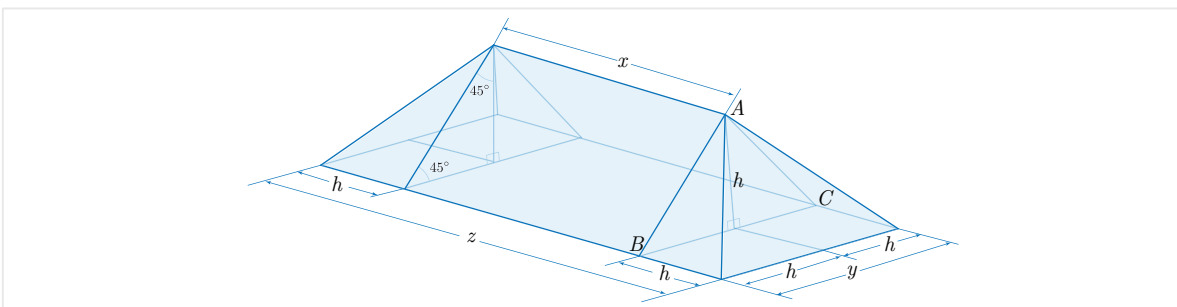


Figure 18: Dimensions of an imaginary Elamite grain-heap

As in Figure 18, we denote the top (length) by x , the width (of the base) by y , the length (of the base) by z , and the height by h . Note that the value of height here is $h = 3$ nindan. Since the height h bisects the base BC in the isosceles right triangle

$\triangle ABC$, the scribe has rightly assumed that

$$\begin{cases} y = 2h \\ z = x + 2h. \end{cases} \quad (7)$$

It follows from the translation of the text that the scribe has used the following formula for the volume V of the three-dimensional solid in [Figure 18](#):

$$V = xh^2 + 2(1 - 0; 20)h^3. \quad (8)$$

Note that this formula is consistent with [\(6\)](#), because by setting $y = 2h$ and $z = x + 2h$ in [\(6\)](#), we get

$$\begin{aligned} V &= \frac{yh}{6}(2z + x) \\ &= \frac{(2h \times h)}{6}(3x + 4h) \\ &= xh^2 + \frac{4}{3}h^3 \\ &= xh^2 + 2\left(1 - \frac{1}{3}\right)h^3 \\ &= xh^2 + 2(1 - 0; 20)h^3. \end{aligned}$$

Let us break down the formula [\(8\)](#). First, note that our solid consists of two equal rectangular pyramids, say P_1 and P_2 , as well as a triangular prism, say Λ (see [Figure 19](#)).

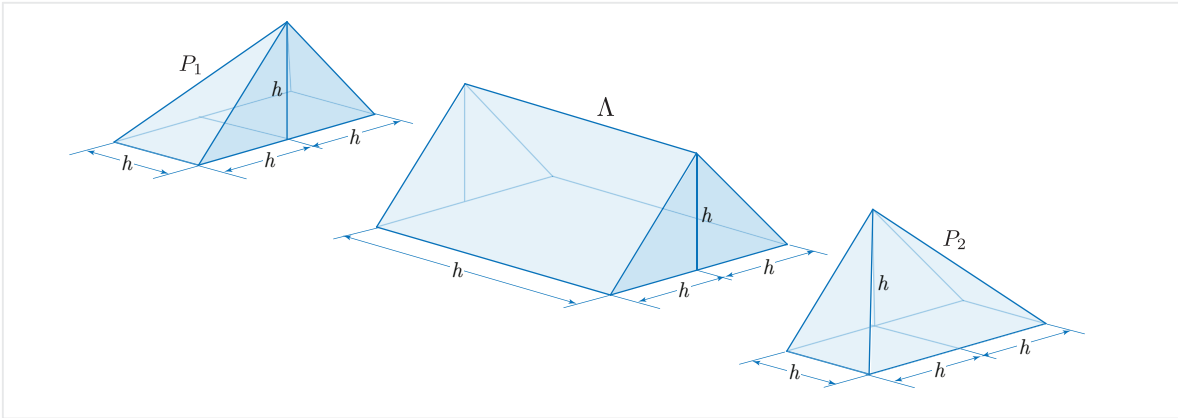


Figure 19: Splitting an imaginary grain-heap

Clearly, the volume of Λ is obtained by “area of base times height”:

$$V_{\Lambda} = S_{\triangle ABC} \times x = \left[\frac{1}{2}(h)(2h) \right] \times x$$

so

$$V_{\Lambda} = h^2x. \quad (9)$$

The remaining part $2\left(1 - \frac{1}{3}\right)h^3$ is the total volume of two equal rectangular pyramids P_1 and P_2 . So, it follows from (8) that

$$V_{P_1} = V_{P_2} = (1 - 0; 20)h^3$$

or equivalently

$$V_{P_1} = V_{P_2} = \left(1 - \frac{1}{3}\right)h^3 \quad (10)$$

which confirms that Susa scribes have computed the correct values of these volumes.

Formula for the Volume of a Rectangular Pyramid

The statement of formula (10) suggests two facts about the volumes of pyramids. Firstly, the Susa scribes have assumed that the volume of a rectangular pyramid with height h , width h and length h is $\frac{1}{3}h^3$. Secondly, if they subtract this value from the volume of a cube of the same dimensions, they get the volume of a rectangular pyramid with height h , length h and width $2h$. In the following, we give a geometric explanation for the first fact.

Consider three copies of a rectangular pyramid of height h whose base is a square of side h too. If we rotate each copy in a certain way and then put them together, we obtain a cube of dimensions h, h, h as shown in Figure 20. Clearly, the volume of the resulting cube is equal to the sum of volumes of the three equal pyramids. Since the volume of the cube i.e., h^3 , was known to Elamite scribes, they could conclude that the volume of a rectangular pyramid with dimensions h, h, h must be $\frac{1}{3}h^3$.

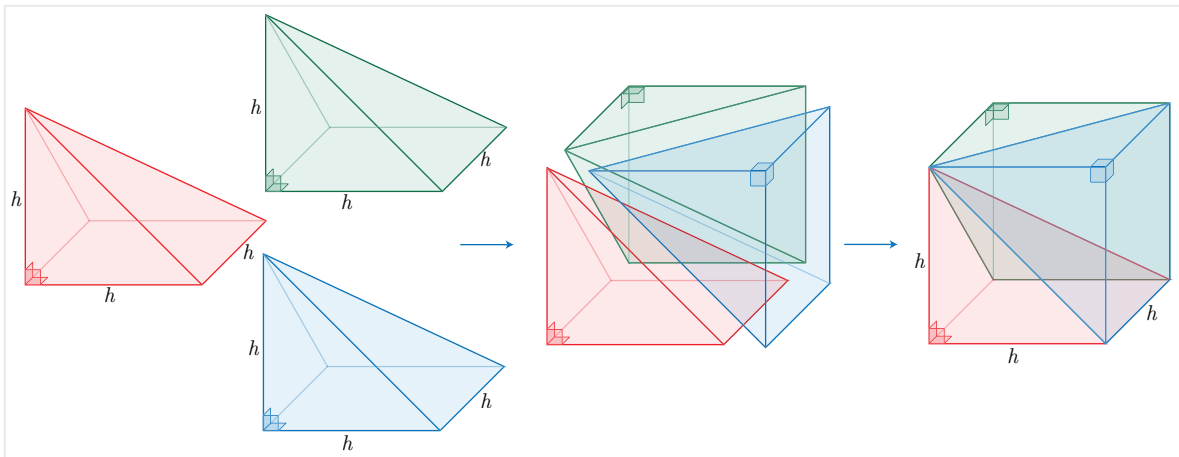


Figure 20: Splitting a cube into three equal pyramids

The second fact now becomes clear. To see this, take a cube Γ with length h , width h and height h . As shown in Figure 20, this cube is the union of three copies of a rectangular pyramid Γ_1 with equal length, width and height h . If we attach two of these copies properly, we get a rectangular pyramid Γ_2 with length h , width $2h$ and height h (see Figure 21).

This means Γ is the union of Γ_1 and Γ_2 which implies that

$$V_{\Gamma} = V_{\Gamma_1} + V_{\Gamma_2} \quad (11)$$

and also

$$V_{\Gamma} = 3V_{\Gamma_1}. \quad (12)$$

Since $V_{\Gamma} = h^3$, both (11) and (12) imply that $V_{\Gamma_2} = h^3 - \frac{1}{3}h^3$ which proves (10).

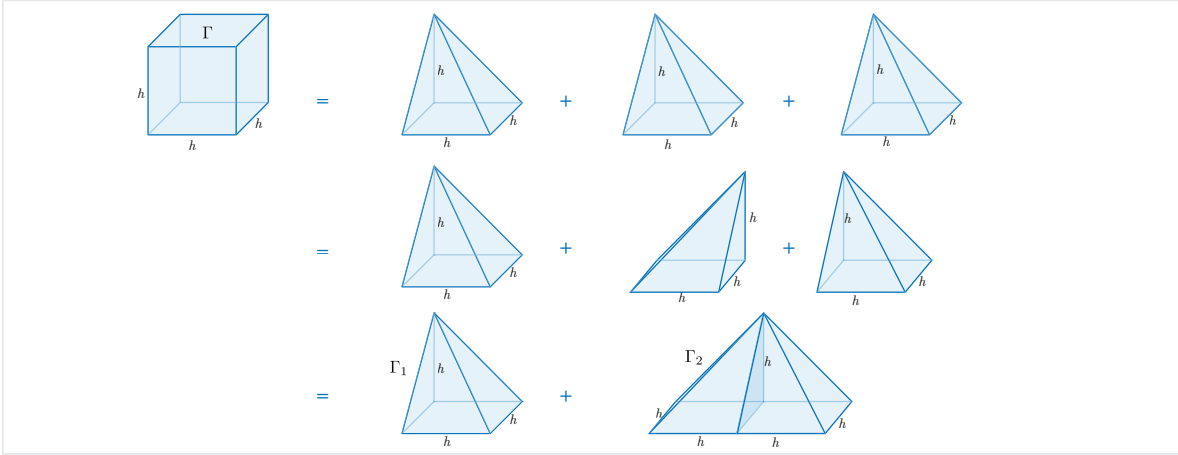


Figure 21: Volume of a rectangular pyramid

Now, we return to the first problem of **SMT No. 14**. Lines 1-3 tell us that the volume of the grain-heap, $V = V_{\Lambda} + V_{P_1} + V_{P_2}$, is equal to 14, 24 volume-sar, so it follows from (8) that

$$xh^2 + 2(1 - 0; 20)h^3 = 14, 24. \quad (13)$$

Since⁷

$$1 \text{ kùš} = 0; 5 \text{ nindan}$$

and

$$1 \text{ volume-sar} = (1 \text{ nindan}^2) \times (1 \text{ kùš}) = 0; 5 \text{ nindan}^3$$

so according to lines 3-4,

$$14, 24 \text{ volume-sar} = (14, 24) \times (0; 5) \text{ nindan}^3 = 1, 12 \text{ nindan}^3.$$

According to lines 5-14, in order to compute the value of x , we can substitute $h = 3$ nindan in (13) and simplify. Note that we have converted all the units involved into

⁷ Note that 1 nindan is equal to 12 kùš.

nindan. We have

$$\begin{aligned}
& xh^2 + 2(1 - 0; 20)h^3 = 14, 24 \\
\implies & 3^2x + 2(1 - 0; 20)3^3 = 1, 12 \\
\implies & 9x + (1; 20) \times 27 = 1, 12 \\
\implies & 9x + 36 = 1, 12 \\
\implies & 9x = 1, 12 - 36 \\
\implies & 9x = 36 \\
\implies & x = \frac{1}{9} \times 36 \\
\implies & x = (0; 6, 40) \times 36 \\
\implies & x = 4.
\end{aligned}$$

Finally, by lines 16-17, we can use (7) to write

$$y = 2 \times 3 = 6$$

and

$$z = 4 + (2 \times 3) = 4 + 6 = 10.$$

In the second problem the **volume-sar** 14,24 is converted to the **sila** unit by the storage constant 8,0,0⁸:

$$14, 24 \text{ volume-sar} = (8, 0, 0) \times (14, 24) \text{ sila} = 1, 55, 12, 0, 0 \text{ sila}$$

and further to

$$23 \text{ gur}_7 \text{ and } 2, 24 \text{ gur}$$

where **gur**₇ is the largest capacity unit such that 1 **gur**₇ = 5,0,0,0 **sila** in the Old Babylonian period and as we saw before 1 **gur** = 5,0 **sila**.

5 Conclusion

Clearly, the Elamite scribes like their Babylonian counterparts were familiar with the basics of solid geometry and knew how to compute the volume of three-dimensional figures such as cubes, prisms and truncated pyramids.

Our mathematical interpretation of **SMT No. 14** reveals that the scribes of Susa used a formula for the volume of a rectangular pyramid which enables them to calculate the right value. It confirms that they knew the volume formula for a pyramid even if they may not have expressed it explicitly and this ability on their part is of considerable interest to those researching the history of mathematics.

Appendix: Mathematical Tablet BM 85194

In this appendix, we give the transliteration, the translation and the mathematical interpretation of lines 41-49 on the reverse of **BM 85194**.

⁸ In fact, 1 volume-sar is equal to 5,0,0 sila (or 18,800 liters). The constant here is a bit larger than this for unknown reasons!

Transliteration

Reverse II: Lines 41-49

- (L41) *hi-ri-tum* 10-ta-àm *mu-hu* 18 sukud *i-na* 1 kùš 1 šà-gal
(L42) *sà-súm* ù sahar-*hi*-a za-e 5 ù 5 ul-gar 10 *ta-mar*
(L43) [10] *a-na* 18 sukud *i-ši* 3 *ta-mar* 3 *i-na* 10 ba-zi 7
(L44) [*ta-mar*] *sà-súm* nígin-na *sà-súm* ù *mu-hu* 10 ul-gal 17 *ta-mar*
(L45) [$\frac{1}{2}$ 17 *he-pé*] 8,30 *ta-mar* nigin 1,12,15 *ta-mar*
(L46) 1,12,[15 gar]-ra igi-2-gál 3 dirig *ša mu-hu* ugu
(L47) *sà-súm* nig[in šušana] 45 *a-na* 1,12,15 dah-*ha*-ma
(L48) 1,13 *ta-mar* 1[8] *a-na* 1,13 *i-ši* 22,30 (sic) *ta-mar*
(L49) 2 (èše) 1 (iku) 1 (ubu) gán sahar-*hi*-a *ki-<a-am> ne-pé-šum*

Translation

Reverse II: Lines 41-49

- (L41) A hole dug in the ground. Each of the sides of the upper surface is 10 (nindan $\approx 60m$) in length. The depth is 18 (kùš $\approx 9m$). The inclination of the slope is 1 (kùš) per 1 kùš ($\approx 50cm$).
- (L42) (What are the sides of) the base surface and the volume? (When) you (perform the operation), add 0;5 and 0;5 together, and you see 0;10.
- (L43) Multiply 0;10 by 18 of the depth, and you see 3. Subtract 3 from 10, and you see 7,
- (L44) the side of the base surface. On the other hand, add the side of the base and the side of the upper together, and you see 17.
- (L45) Halve 17, and you see 8;30. Square (it), and you see 1,12;15.
- (L46) Put down 1,12;15. $\frac{1}{2}$ of 3 that is the difference between the upper side and the base side.
- (L47) square (it) and (take) $\frac{1}{3}$ (of the result). Add 0;45 to 1,12;15, and
- (L48) you see 1,13. Multiply 18 by 1,13, (and) you see 22,30 (error for 21,54).
- (L49) 2 (èše) 1 (iku) 1 (ubu) (= 22,30 volume-sar) is the volume (of the hole). Such is the procedure.

Mathematical Interpretation

Here, the scribe is considering a pyramidal frustum whose base and top are squares with sides a and b and the height (depth) is h (see [Figure 22](#)). According to the date in text, $a = 10$ nindan and $h = 18$ kùš. Since the slope is 1, the angle α in the figure must be 45° , so

$$1 = \tan(45^\circ) = \tan(\alpha) = \frac{h}{\frac{a-b}{2}}$$

and thus

$$h = \frac{a-b}{2}.$$

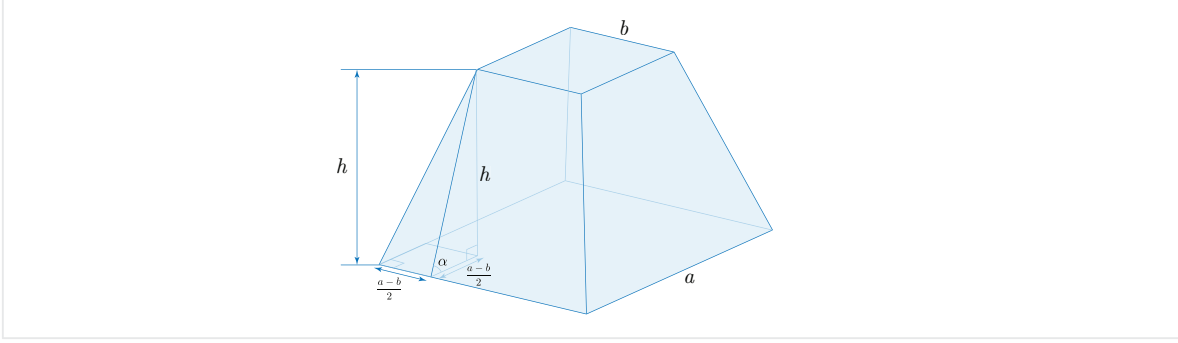


Figure 22: Volume of a pyramidal frustum according to **BM 85194**

Since $a = 10$ nindan, $h = 18$ kùš, and 1 kùš = $0;5$ nindan, we get

$$a - b = 2 \times (0;5) \times 18 = 3 \text{ nindan.}$$

This implies that

$$b = a - (a - b) = 10 - 3 = 7 \text{ nindan}$$

and

$$a + b = 7 + 10 = 17 \text{ nindan.}$$

Therefore

$$\left(\frac{a+b}{2}\right)^2 = \left(\frac{17}{2}\right)^2 = (8;30)^2 = 1,12;15 \text{ nindan}^2$$

and

$$\frac{1}{3} \left(\frac{a-b}{2}\right)^2 = \frac{1}{3} \left(\frac{3}{2}\right)^2 = \frac{1}{3} \times (1;30)^2 = 0;45 \text{ nindan}^2.$$

The volume is

$$\begin{aligned} V &= \left[\left(\frac{a+b}{2}\right)^2 + \frac{1}{3} \left(\frac{a-b}{2}\right)^2 \right] h \\ &= 18 \times (1,12;15 + 0;45) \\ &= 18 \times (1,13) \\ &= 21,54 \text{ volume-sar.} \end{aligned}$$

References

- [All89] G. J. Allman, *Greek Geometry from Thales to Euclid*, Dublin University Press Series, 1889.
- [AS03] M. Atiyah and P. Sutcliffe, *Polyhedra in Physics, Chemistry and Geometry*, Milan Journal of Mathematics Vol. 71 (2003), pp. 33–58.
- [BR61] E. M. Bruins and M. Rutten, *Textes Mathématiques de Suse [TMS]*, Librairie Orientaliste Paul Geuthner, Paris, 1961.

- [Cro99] P. R. Cromwell, *Polyhedra*, Cambridge University Press, 1999.
- [Fri05-1] J. Friberg, *Unexpected Links Between Egyptian and Babylonian Mathematics*, World Scientific, 2005.
- [Fri07-2] J. Friberg, *Amazing Traces of a Babylonian Origin in Greek Mathematics*, World Scientific, 2007.
- [Har00] R. Hartshorne, *Geometry: Euclid and Beyond*, Springer, 2000.
- [Hea21] S. T. Heath, *A History of Greek Mathematics: Volumes I-II*, Oxford University Press, 1921.
- [KB38] W. F. Kern and J. R. Bland, *Solid Mensuration With Proofs*, John Wiley & Sons, Second Edition, 1938.
- [Leg21] L. Legrain, *Mémoires de la Mission Archéologiques de Perse – Mission de Susiane (MDP)*, Volume XVI, Editions Ernest Leroux, Paris 1921.
- [NM14] S. Nakamura and K. Muroi, *A History of Mathematics: 5000 years of the Advancement of Mathematics (in Japanese)*, Kyoritsu Pub. Co., Japan, 2014.
- [Mur92-2] K. Muroi, *A New Interpretation of Susa Mathematical Text No. 7*, Studies in Babylonian Mathematics No. 2 (1992), pp. 14–19.
- [Mur00] K. Muroi, *Babylonian Mathematics (in Japanese)*, University of Tokyo Press, 2000.
- [Mur15] K. Muroi, *The Oldest Example of Compound Interest in Sumer: Seventh Power of Four-thirds*, [arXiv:1510.00330](https://arxiv.org/abs/1510.00330) [math.HO], 2015, 9 pages: <https://arxiv.org/pdf/1510.00330.pdf>.
- [Mur17] K. Muroi, *Sumerians' Mathematics (in Japanese)*, Kyoritsu Smart Selection 17, Japan, 2017.
- [Vai61] A. A. Vaiman, *Sumero-Babylonian Mathematics in Third to First Millennia BCE (in Russian)*, Moscow, 1961.