

New detection systems for an enhanced sensitivity in key stellar (n,γ) measurements

J. Leredegui-Marco^{1*}, V. Babiano-Suárez¹, J. Balibrea-Correa¹, C. Domingo-Pardo¹, I. Ladarescu¹, A. Tarifeño-Saldivia¹, V. Alcayne², D. Cano-Ott², E. González-Romero², T. Martínez², E. Mendoza², C. Guerrero³, F. Calviño⁴, A. Casanovas⁴, U. Köster⁵, N. M. Chiera⁶, R. Dressler⁶, E. A. Maugeri⁶, D. Schumann⁶, O. Aberle⁷, S. Altieri^{8,9}, S. Amaducci¹⁰, J. Andrzejewski¹¹, M. Bacak⁷, C. Beltrami⁸, S. Bennett¹², A. P. Bernardes⁷, E. Berthoumieux¹³, R. Beyer¹⁴, M. Boromiza¹⁵, D. Bosnar¹⁶, M. Caamaño¹⁷, M. Calviani⁷, F. Cerutti⁷, G. Cescutti^{18,19}, E. Chiaveri^{7,12}, P. Colombetti^{20,21}, N. Colonna²², P. Console Camprini^{23,24}, G. Cortés⁴, M. A. Cortés-Giraldo³, L. Cosentino¹⁰, S. Cristallo^{25,26}, S. Dellmann²⁷, M. Di Castro⁷, S. Di Maria²⁸, M. Diakaki²⁹, M. Dietz³⁰, E. Dupont¹³, I. Durán¹⁷, Z. Eleme³¹, S. Fargier⁷, B. Fernández³, B. Fernández-Domínguez¹⁷, P. Finocchiaro¹⁰, S. Fiore^{24,32}, F. García-Infantes³³, A. Gawlik-Ramięga¹¹, G. Gervino^{20,21}, S. Gilardoni⁷, F. Gunsing¹³, C. Gustavino³², J. Heyse³⁴, W. Hillman¹², D. G. Jenkins³⁵, E. Jericha³⁶, A. Junghans¹⁴, Y. Kadi⁷, K. Kaperoni²⁹, G. Kaur¹³, A. Kimura³⁷, I. Knapová³⁸, M. Kokkoris²⁹, M. Krtička³⁸, N. Kyritsis²⁹, C. Lederer-Woods³⁹, G. Lerner⁷, A. Manna^{23,40}, A. Masi⁷, C. Massimi^{23,40}, P. Mastinu⁴¹, M. Mastromarco^{22,42}, A. Mazzone^{22,43}, A. Mengoni^{24,23}, V. Michalopoulou²⁹, P. M. Milazzo¹⁸, R. Mucciola^{25,44}, F. Murtas⁴⁵, E. Musacchio-Gonzalez⁴¹, A. Musumarra^{46,47}, A. Negret¹⁵, A. Pérez de Rada², P. Pérez-Maroto³, N. Patronis³¹, J. A. Pavón-Rodríguez³, M. G. Pellegriti⁴⁶, J. Perkowski¹¹, C. Petrone¹⁵, E. Pirovano³⁰, J. Plaza², S. Pomp⁴⁸, I. Porras³³, J. Praena³³, J. M. Quesada³, R. Reifarth²⁷, D. Rochman⁶, Y. Romanets²⁸, C. Rubbia⁷, A. Sánchez-Caballero², M. Sabaté-Gilarte⁷, P. Schillebeeckx³⁴, A. Sekhar¹², A. G. Smith¹², N. V. Sosnin³⁹, M. E. Stamati³¹, A. Sturmiolo²⁰, G. Tagliente²², D. Tarrío⁴⁸, P. Torres-Sánchez³³, E. Vagena³¹, S. Valenta³⁸, V. Variale²², P. Vaz²⁸, G. Vecchio¹⁰, D. Vescovi²⁷, V. Vlachoudis⁷, R. Vlastou²⁹, A. Wallner¹⁴, P. J. Woods³⁹, T. Wright¹², R. Zarrella^{23,40}, and P. Zugec¹⁶ and the n_TOF Collaboration

¹*Instituto de Física Corpuscular, CSIC - Universidad de Valencia, Spain*

²*Centro de Investigaciones Energéticas Medioambientales y Tecnológicas (CIEMAT), Spain*

³*Universidad de Sevilla, Spain*

⁴*Universitat Politècnica de Catalunya, Spain*

⁵*Institut Laue Langevin (ILL), Grenoble, France*

⁶*Paul Scherrer Institut (PSI), Villigen, Switzerland*

⁷*European Organization for Nuclear Research (CERN), Switzerland*

⁸*Istituto Nazionale di Fisica Nucleare, Sezione di Pavia, Italy*

⁹*Department of Physics, University of Pavia, Italy*

¹⁰*INFN Laboratori Nazionali del Sud, Catania, Italy*

¹¹*University of Lodz, Poland*

¹²*University of Manchester, United Kingdom*

¹³*CEA Irfu, Université Paris-Saclay, F-91191 Gif-sur-Yvette, France*

¹⁴*Helmholtz-Zentrum Dresden-Rossendorf, Germany*

*e-mail: jorge.leredegui@ific.uv.es

- ¹⁵ Horia Hulubei National Institute of Physics and Nuclear Engineering, Romania
¹⁶ Department of Physics, Faculty of Science, University of Zagreb, Zagreb, Croatia
¹⁷ University of Santiago de Compostela, Spain
¹⁸ Istituto Nazionale di Fisica Nucleare, Sezione di Trieste, Italy
¹⁹ Department of Physics, University of Trieste, Italy
²⁰ Istituto Nazionale di Fisica Nucleare, Sezione di Torino, Italy
²¹ Department of Physics, University of Torino, Italy
²² Istituto Nazionale di Fisica Nucleare, Sezione di Bari, Italy
²³ Istituto Nazionale di Fisica Nucleare, Sezione di Bologna, Italy
²⁴ Agenzia nazionale per le nuove tecnologie (ENEA), Italy
²⁵ Istituto Nazionale di Fisica Nucleare, Sezione di Perugia, Italy
²⁶ Istituto Nazionale di Astrofisica - Osservatorio Astronomico di Teramo, Italy
²⁷ Goethe University Frankfurt, Germany
²⁸ Instituto Superior Técnico, Lisbon, Portugal
²⁹ National Technical University of Athens, Greece
³⁰ Physikalisch-Technische Bundesanstalt (PTB), Bundesallee 100, 38116 Braunschweig, Germany
³¹ University of Ioannina, Greece
³² Istituto Nazionale di Fisica Nucleare, Sezione di Roma1, Roma, Italy
³³ University of Granada, Spain
³⁴ European Commission, Joint Research Centre (JRC), Geel, Belgium
³⁵ University of York, United Kingdom
³⁶ TU Wien, Atominstitut, Stadionallee 2, 1020 Wien, Austria
³⁷ Japan Atomic Energy Agency (JAEA), Tokai-Mura, Japan
³⁸ Charles University, Prague, Czech Republic
³⁹ School of Physics and Astronomy, University of Edinburgh, United Kingdom
⁴⁰ Dipartimento di Fisica e Astronomia, Università di Bologna, Italy
⁴¹ INFN Laboratori Nazionali di Legnaro, Italy
⁴² Dipartimento Interateneo di Fisica, Università degli Studi di Bari, Italy
⁴³ Consiglio Nazionale delle Ricerche, Bari, Italy
⁴⁴ Dipartimento di Fisica e Geologia, Università di Perugia, Italy
⁴⁵ INFN Laboratori Nazionali di Frascati, Italy
⁴⁶ Istituto Nazionale di Fisica Nucleare, Sezione di Catania, Italy
⁴⁷ Department of Physics and Astronomy, University of Catania, Italy
⁴⁸ Uppsala University, Sweden

Abstract. Neutron capture cross-section measurements are fundamental in the study of astrophysical phenomena, such as the slow neutron capture (s -) process of nucleosynthesis operating in red-giant and massive stars. However, neutron capture measurements via the time-of-flight (TOF) technique on key s -process nuclei are often challenging. Difficulties arise from the limited mass (\sim mg) available and the high sample-related background in the case of the unstable s -process branching points. Measurements on neutron magic nuclei, that act as s -process bottlenecks, are affected by low (n,γ) cross sections and a dominant neutron scattering background. Overcoming these experimental challenges requires the combination of facilities with high instantaneous flux, such as n_TOF-EAR2, with detection systems with an enhanced detection sensitivity and high counting rate capabilities. This contribution reviews some of the latest detector developments in detection systems for (n,γ) measurements at n_TOF, such as i-TED, an innovative detection system which exploits the Compton imaging technique to reduce the dominant neutron scattering background and s-TED, a highly segmented total energy detector intended for high flux facilities. The discussion will be illustrated with results of the first measurement of key the s -process branching-point reaction $^{79}\text{Se}(n,\gamma)$.

1 (n, γ) measurements for the s -process: challenges and solutions

Neutron capture reactions play a fundamental role in the slow neutron capture (s -) process of nucleosynthesis operating in red-giant and massive stars [1], which is responsible for the formation of about half of the elements heavier than iron. However, neutron capture measurements via the time-of-flight (TOF) technique on key s -process nuclei are challenging. As a consequence, for many nuclei, uncertainties in the stellar (n, γ) cross sections are still significantly larger than the very precise abundance observations [1].

Among the relevant isotopes that still present large uncertainties, one can identify neutron-magic nuclei which act as s -process bottlenecks [2]. These nuclei feature very low (n, γ) cross sections and the accuracy of the TOF experiments is limited by the dominant neutron scattering background. Sec. 2 describes a new development aimed at suppressing this background and enhancing the detection sensitivity.

Experimental efforts are also focused on the measurement of unstable nuclei which act as branchings of the s -process and yield a local isotopic pattern which is very sensitive to the physical conditions of the stellar environment [1]. The limited sample mass available and the high background induced by the sample activity represent the major challenges to experimentally access the (n, γ) cross sections of these isotopes [2]. To overcome these limitations, new facilities with higher neutron fluxes are needed. Indeed, this was the aim of building n_TOF-EAR2 [3], that thanks to its flight path of only 20 m, became a world-leading facility in terms of instantaneous flux. Moreover, after the recent upgrade of the spallation target, an additional increase of 30-50% in the flux is expected [4]. In order to profit from the high flux of EAR2, one requires also a new generation of radiation detectors with higher granularity, as discussed in Sec. 3.

Recently, the first TOF measurement on the unstable ^{79}Se has been proposed and carried out at CERN n_TOF [5]. The branching at ^{79}Se is particularly well suited for determining the thermal conditions of the stellar environment thanks to the strong thermal dependence of its beta decay rate [1]. For this experiment, 2.7 mg of ^{79}Se were produced by means of neutron irradiation of an enriched

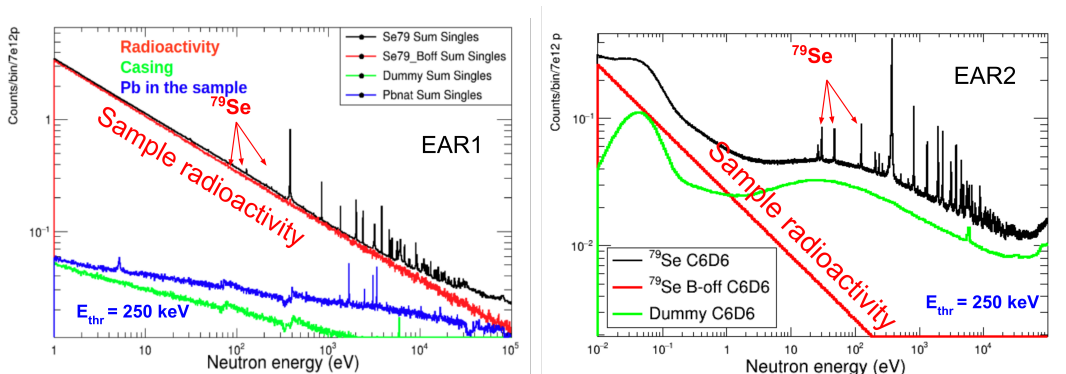


Figure 1. Total counts and background components as a function of the neutron energy measured with the PbSe ($^{78}+^{79}\text{Se}$) sample in EAR1 (left) and EAR2 (right). The first resonances of ^{79}Se are highlighted.

$^{208}\text{Pb}^{78}\text{Se}$ alloy-sample in the high-flux reactor at ILL [5, 7]. The relevance of having a higher instantaneous flux has been clearly observed in this measurement (see Fig. 1). While in EAR1 [6], the total count rate is dominated by the sample radioactivity, in EAR2 [3], thanks to the enhanced (n,γ) -to-activity ratio in EAR2, ^{79}Se resonances are clearly visible. Some preliminary results of this measurement are discussed in Sec. 4.

2 i-TED: suppressing n-induced background via γ -ray imaging

Neutron-capture time-of-flight (TOF) measurements at CERN n_TOF have been usually carried out with detection systems based on liquid scintillators, such as C_6D_6 , which are particularly convenient because of their fast time-response and low intrinsic sensitivity to scattered neutrons [8]. However, they present limited background rejection capabilities. In particular, in TOF capture experiments on nuclei with low capture-to-scattering ratio (see Sec. 1) a large background component arises from scattered neutrons that get subsequently captured in the surroundings of the C_6D_6 detectors [9]. This background has represented the dominant contribution in previous (n,γ) experiments in the energy range of interest for nucleosynthesis studies [10].

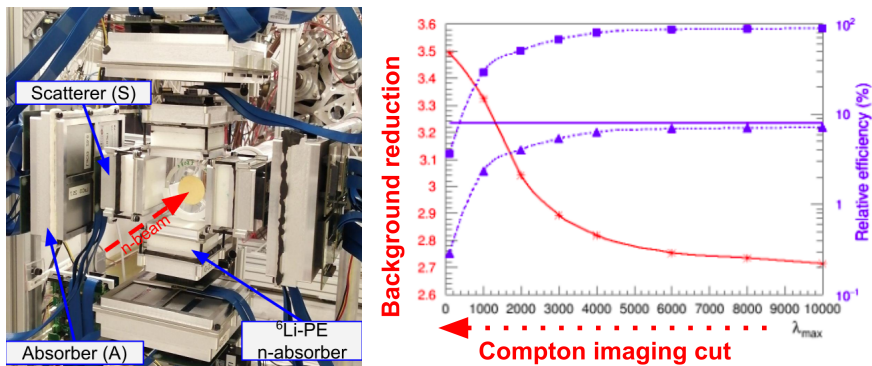


Figure 2. Left: Final i-TED array used in the recent $^{79}\text{Se}(n,\gamma)$ experiment at CERN n_TOF EAR1. Right: Background reduction factor at 10 keV and relative (n,γ) efficiency as a function of the Compton imaging cut (see text for details).

To reduce this dominant source of background, a system based on Total-Energy Detection (TED) with γ -ray imaging capability, so-called i-TED, has been recently proposed [11]. i-TED exploits the Compton imaging technique with the aim of determining the direction of the incoming γ -rays. This allows the rejection of events not originating in the sample, thereby enhancing the signal-to-background ratio (SBR). This novel detection system has been fully developed and optimized in the recent years [12, 13]. The final i-TED array (see Fig. 2) consists of 4 Compton cameras comprising in total 20 LaCl_3 crystals, and it has been used in 2022 at n_TOF EAR1 for the aforementioned $^{79}\text{Se}(n,\gamma)$ reaction measurement.

The feasibility of the proposed background rejection method was experimentally demonstrated with an early i-TED prototype by measuring the $^{56}\text{Fe}(n,\gamma)$ reaction at CERN n_TOF-EAR1 [14]. A background reduction factor of 3.5 was achieved with respect to state-of-the-art C_6D_6 detectors (see red line in the right panel of Figure 2). The major drawback of the imaging selection is the drop of relative efficiency after applying an imaging cut, shown with blue lines. The line with squares corresponds to the efficiency relative to the situation with no imaging cuts while the line with triangles

shows the efficiency in coincidence mode relative to the one of the scatter crystal operated in single mode, which has a maximum value of 8% indicated with the solid blue line. New methods based on Machine Learning (ML) algorithms have been applied to overcome this limitation in efficiency. The reader is referred to Ref. [14] for the details.

3 s-TED: segmented detection volumes for high flux facilities

The high instantaneous flux of n_TOF-EAR2, which has been further enhanced in the latest upgrade of the facility [4], induces counting rates beyond 10 MHz in the existing C₆D₆ detectors (0.6-1 L volume) [8]. Moreover, the intense γ -flash arriving to the experimental hall, leads to severe experimental difficulties [15]. Among others, counting-rate and time-of-flight dependent variations of the photo-multiplier (PMT) gain and large pile-up effects have been observed.

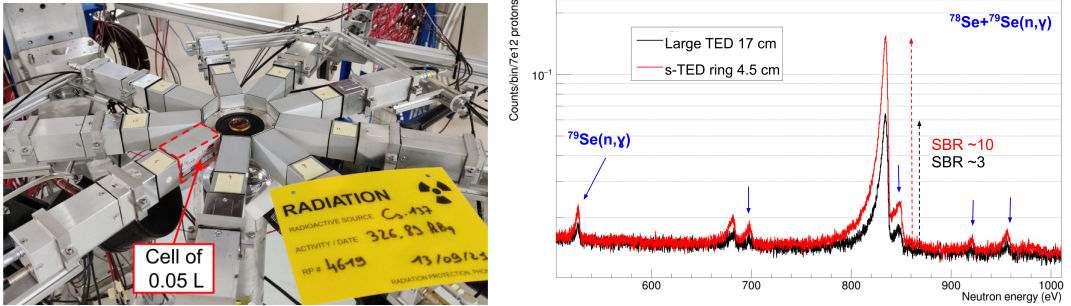


Figure 3. Left: s-TED detector cells in the innovative ring configuration used in EAR2 (right). Right: (n,γ) counting rate measured at EAR2 with the PbSe(⁷⁸⁺⁷⁹Se) sample in beam using 2 large C₆D₆ detectors (black) and 9 s-TED cells in ring configuration (red).

In order to overcome the aforementioned limitations of conventional TEDs based on relatively large C₆D₆ volumes, a segmented array of small-volume C₆D₆ detectors, so-called s-TED, has been developed [16]. Each detection cell contains only 49 ml scintillation liquid, 12-to-20 times less than previous designs. The original idea of s-TED was to replace each of the conventional C₆D₆ detectors by an array of 3×3 cells [16] in order to preserve a similar overall efficiency. To achieve an optimum efficiency and SBR for the (n,γ) measurements on the unstable ⁹⁴Nb [17] and ⁷⁹Se, the s-TED cells have been arranged in a compact-ring configuration around the capture sample shown in the left panel of Fig. 3. This innovative setup minimizes the distance (4.5 cm) to the capture sample under study, and thus enhances the sensitivity in a significant manner compared to the larger conventional C₆D₆ detectors placed at 17 cm [17], as it is shown in the right panel of Fig. 3. The larger SBR achieved with the ring of s-TED cells has been key to identify the weak ⁷⁹Se(n,γ) resonances measured in a sample containing only 2.7 mg of ⁷⁹Se embedded in 3.9 g of a eutectic lead-selenide (²⁰⁸Pb⁷⁸Se) sample.

4 First results of ⁷⁹Se(n,γ) using new detection systems

The first (n,γ) measurement on ⁷⁹Se has been just carried out at CERN n_TOF using the two new detection systems described in this work. Choosing the best combination of detection system and

experimental area is a key aspect for the success of challenging capture measurements on unstable targets.

Given the small amount of ^{79}Se and the high activity of the sample, n_TOF-EAR2 was the best solution to achieve good statistics and minimize the sample activity background (see Sec. 1). On the other hand, 99.7% of the Se in the sample was ^{78}Se , for which a high resolution measurement was carried out at n_TOF EAR1 [18]. The latter facility was thus better suited for a reliable assessment of the ^{78}Se contribution. Besides the radioactivity, a high background was expected from neutron scattering due to the large ^{208}Pb content (3 g) in the sample. To suppress both sources of background, the usage of the innovative i-TED array was the best solution. This system applies imaging to reduce the n-induced background, as described in Sec. 2, and thanks to the LaCl_3 crystals it features a very good energy resolution (5% FWHM at 662 keV), which enables to set precise energy selections to reduce the activity background. However, the maximum acquisition rate of its data acquisition system is of 500 kEvents/s which represents, at this time, a limitation for its use at EAR2. For all of the above, i-TED was chosen for the measurement at EAR1, while the measurement at EAR2 was carried out with the new s-TED detectors to fully exploit the high flux of the facility and optimize the sensitivity, as discussed in Sec. 3.

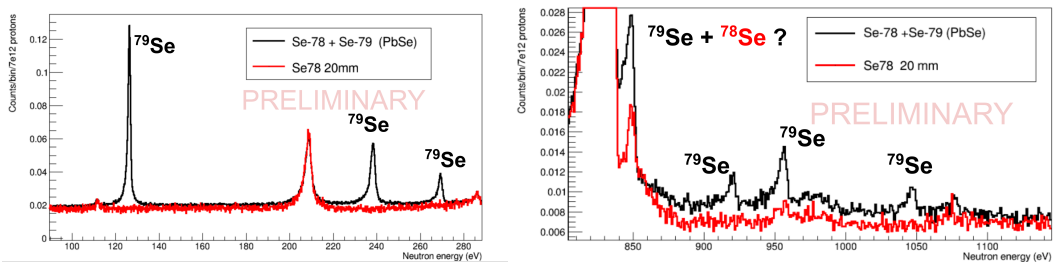


Figure 4. Preliminary (n,γ) counting rates measured at EAR2 with the $\text{PbSe}(^{78+79}\text{Se})$ sample in two neutron energy ranges.

The preliminary analysis and background subtraction of the measurement carried out at EAR2 show promising results. The obtained (n,γ) counting rate on the $\text{PbSe}(^{78+79}\text{Se})$ sample compared to an ancillary measurement of a pure ^{78}Se sample (see Fig. 4) indicates that between 10 and 15 capture resonances in $^{79}\text{Se}+n$ have been measured for the first time in the energy range from 30 eV to 2.5 keV.

5 Summary and outlook

This work has presented recent detector R&D developments carried out at CERN n_TOF, that try to solve existing limitation and shortcomings in previous approaches used for determining (n,γ) cross sections of relevance for the s -process. i-TED applies Compton imaging aimed at improving the signal-to-background ratio for measurements affected by large neutron-induced backgrounds, such as the neutron magic nuclei acting as s -process bottlenecks. New facilities with higher instantaneous neutron flux, such as n_TOF-EAR2, facilitate the TOF capture measurements on radioactive s -process branching nuclei. However, exploiting the full potential of this facility requires new detectors, such as s-TED, a new array of very small-volume C_6D_6 detectors, capable of dealing with the counting rate conditions and optimizing the signal-to-background ratio.

These two novel detection systems have been used in the challenging (n,γ) measurement on the key s -process branching ^{79}Se . The R-Matrix analysis of the final yield, followed by a statistical

analysis will allow the calculation of the semi-empirical cross section up to 300 keV, from which the MACS at different $k_B T$ can be determined. This will provide the first experimental constraint to actual spread of theoretical calculations of the ^{79}Se MACS compiled in KaDoNiS.

Acknowledgements

This work has been carried out in the framework of a project funded by the European Research Council (ERC) under the European Union's Horizon 2020 research and innovation programme (ERC Consolidator Grant project HYMNS, with grant agreement No. 681740). J. Lereendegui-Marco and J. Balibrea were supported, respectively, by grants FJC2020-044688-I and ICJ220-045122-I funded by MCIN/AEI/ 10.13039/501100011033 and by European Union NextGenerationEU/PRTR. The authors acknowledge support from the Spanish Ministerio de Ciencia e Innovación under grants PID2019-104714GB-C21, FPA2017-83946-C2-1-P, FIS2015-71688-ERC, CSIC for funding PIE-201750I26. In line with the principles that apply to scientific publishing and the CERN policy in matters of scientific publications, the n_TOF Collaboration recognises the work of V. Furman and Y. Kopatch (JINR, Russia), who have contributed to the experiment used to obtain the results described in this paper.

References

- [1] F. Käppeler et al., *Reviews of Modern Physics* **83**, 157 (2011), 1012.5218
- [2] C. Domingo-Pardo, et al., *Eur. Phys. Jour. A* (submitted) (2022)
- [3] C. Weiß et al., *Nucl. Inst. Methods A* **799**, 90 (2015)
- [4] J. Lereendegui-Marco, et al., *New perspectives for neutron capture measurements in the upgraded CERN-n_TOF Facility* (2022), ND2022 Conference, *EPJ Web Conf.* (submitted)
- [5] J. Lereendegui-Marco et al., CERN-INTC-2020-065; INTC-P-580; <http://cds.cern.ch/record/2731962> (2021)
- [6] C. Guerrero, et al., *Eur. Phys. Jour. A* **49**, 27 (2013)
- [7] N.M. Chiera et al., *Nucl. Inst. Methods A* **1029**, 166443 (2022)
- [8] R. Plag et al., *Nucl. Inst. Methods A* **496**, 425 (2003)
- [9] P. Žugec et al., *Nucl. Inst. Methods A* **760**, 57 (2014)
- [10] G. Tagliente et al., *Phys. Rev. C* **87**, 014622 (2013)
- [11] C. Domingo-Pardo, *Nucl. Inst. Methods A* **825**, 78 (2016)
- [12] V. Babiano et al., *Nucl. Inst. Methods A* **953**, 163228 (2020), 1908.08533
- [13] J. Balibrea-Correa et al., *Nucl. Inst. Methods A* **1001**, 165249 (2021)
- [14] V. Babiano-Suárez, J. Lereendegui-Marco et al., *Eur. Phys. Jour. A* **57**, 197 (2021), 2012.10374
- [15] V. Alcayne et al., *Results of the ^{244}Cm , ^{246}Cm and ^{248}Cm neutron-induced capture cross sections measurements at EAR1 and EAR2 of the n_TOF facility* (2022), ND2022 Conference, *EPJ Web Conf.* (submitted)
- [16] V. Alcayne et al., *A segmented total energy detector (sTED) for (n,γ) cross section measurements at n_TOF EAR2* (2022), ND2022 Conference, *EPJ Web Conf.* (submitted)
- [17] J. Balibrea-Correa, et al., *Fist measurement of the ^{94}Nb neutron capture cross-section at the CERN n_TOF Facility* (2022), NPA-X Conference, *EPJ Web Conf.*
- [18] C. Lederer et al., CERN-INTC-2017-038 ; INTC-P-509; <http://cds.cern.ch/record/2265570> (2017)