

Maximization of Timely Throughput with Target Wake Time in IEEE 802.11ax

Rishabh Roy, Rajshekhar V Bhat, Preyas Hathi, Nadeem Akhtar and Naveen
Mysore Balasubramanya

Abstract

In the IEEE 802.11ax standard, a mode of operation called target wake time (TWT) is introduced towards enabling deterministic scheduling in WLAN networks. In the TWT mode, a group of stations (STAs) can negotiate with the access point (AP) a periodically repeating time window, referred to as TWT Service Period (TWT-SP), over which they are awake and outside which they *sleep* for saving power. The offset from a common starting time to the first TWT-SP is referred to as the TWT Offset (TWT-O) and the periodicity of TWT-SP is referred to as the TWT Wake Interval (TWT-WI). In this work, we consider communication between multiple STAs with heterogeneous traffic flows and an AP of an IEEE 802.11ax network operating in the TWT mode. Our objective is to maximize a long-term weighted average timely throughput across the STAs, where the instantaneous timely throughput is defined as the number of packets delivered successfully before their deadlines at a decision instant. To achieve this, we obtain algorithms, composed of (i) an inner resource allocation (RA) routine that allocates resource units (RUs) and transmit powers to STAs, and (ii) an outer grouping routine that assigns STAs to (TWT-SP, TWT-O, TWT-WI) triplets. For inner RA, we propose a near-optimal low-complexity algorithm using the drift-plus-penalty (DPP) framework and we adopt a greedy algorithm as outer grouping routine. Via numerical simulations, we observe that the proposed algorithm, composed of a DPP based RA and a greedy grouping routine, performs better than other competitive algorithms.

I. INTRODUCTION

The IEEE Standard IEEE 802.11ax-2021, also known as high-efficiency wireless (HEW) or WiFi-6, is the latest version of the standard for wireless local area networks (WLANs) [1]. An

The work of Rishabh Roy was supported by Arista Networks. Rishabh Roy, Rajshekhar V Bhat and Naveen Mysore Balasubramanya are with the Indian Institute of Technology Dharwad, Dharwad, India. Preyas Hathi is with Arista Networks and Nadeem Akhtar is with Tarana Wireless Inc.

important goal of the standard is to enable improved *Quality of Experience* (QoE) of WLAN users by efficient utilization of spectrum and power resources. For instance, IEEE 802.11ax expects to improve the average throughput per user station (STA) by a factor of four and reduce latency significantly compared to those in earlier versions, especially in dense scenarios [1], [2].

To enable efficient spectrum utilization, the standard has incorporated the use of well-known orthogonal frequency division multiple access (OFDMA) and multi-user multiple-input and multiple-output (MU-MIMO) for both uplink (UL) and downlink (DL) communications. A technique called spatial reuse, where new transmissions can be carried out, subject to certain constraints on the transmit power, in presence of ongoing interfering transmissions has also been introduced for better spectrum utilization. Moreover, for efficient use of the power resource, a mechanism called target wake time (TWT) has been introduced where a group of STAs can negotiate *wake* (respectively, *sleep*) periods during which the STAs in a group are awake to send or receive data (turn off their transceivers and go to a low-power sleep mode for saving power).

In this work, we consider optimization of an IEEE 802.11ax network supporting the TWT feature. In a TWT session, the wake and sleep cycles for STAs have to be negotiated and scheduled by the participating nodes, namely, APs and STAs. The time duration for which the STA is awake for sending and receiving data is called as the *TWT Service Period* (TWT-SP). The time offset after which an STA wakes up following a target beacon transmission time (TBTT) specified by a special beacon frame called as *Target* beacon and starts a TWT-SP is called as *target wake time*. Both the mechanism and the time duration are referred as Target Wake Time. For avoiding any confusion, we refer to the *target wake time* as the *TWT Offset* (TWT-O). The time duration between two consecutive TWT-SPs is called as the *TWT wake interval* (TWT-WI). With careful selection of TWT parameters, in addition to the power conservation, the TWT mechanism can reduce the contention and the number of collisions significantly as the STAs in the sleep mode do not compete for the common wireless medium [3], [4]. Moreover, the parameters of TWT are decided before a TWT session, due to which the TWT provides a deterministic operation and guaranteed service, unlike when the TWT mechanism is absent in which case random access mechanisms are used. In this work, we consider the operation of TWT in a mode called the broadcast TWT agreement mode, where the AP assigns an STA a (TWT-O, TWT-WI, TWT-SP) triplet from a set of possible triplets and the STAs with the same (TWT-O, TWT-WI, TWT-SP) triplet form a broadcast TWT group. Within a group, the STAs transmit data using OFDMA, for which we allocate resource units (RUs) consisting of a specific

set of consecutive subcarriers and transmit power.

In the literature, optimization of various design parameters of IEEE 802.11ax networks supporting the TWT feature have been considered. For instance, [5] considers a broadcast TWT setup and proposes a scheme to split STAs into groups by providing each group a different time slot to wake up. In [6], the author considers an individual TWT set-up and jointly optimizes TWT wake interval from a predefined set of periodicities and STA scheduling based on traffic patterns and channel state information, such that the overall energy consumption by the STAs is minimized. TWT scheduling strategies based on well-known max-rate and proportional fairness schedulers have been considered in [7]. In [8], the authors consider a utility maximization problem with average rate and power constraints and solve it using the Lyapunov framework. At each uplink OFDMA transmission, STAs are assigned transmit power and a resource unit where the transmit power is allocated independently in an optimal way over each RU and RU allocation is carried out as a classical assignment problem solved via the Hungarian method.

Although considerable work has been carried out for design and optimization of IEEE 802.11ax networks, in the existing literature, optimization of TWT parameters, resource allocation and user scheduling problems have been treated independently of one another. In a broadcast TWT setup, joint optimization of user grouping, resource allocation at each TWT-SP and TWT parameter selection, especially in a setup where STAs present in the network have delay-bound packets in their buffer has not been explored. Towards exploring this, our main contributions are:

- We consider a sum timely throughput maximization problem in an IEEE 802.11ax network supporting the TWT feature, where fixed but arbitrary number of STAs with delay-bound packets transmit to an AP.
- In solving the above problem, we propose an iterative algorithm that consists of inner and outer routines. The inner routine allocates RUs and the transmit powers for a given group of STAs in order to maximize their long-term average timely throughput. The outer routine partitions the set of STAs into pre-specified number of groups, where each group is defined by its associated (TWT-O, TWT-WI, TWT-SP) triplet.
- Via numerical simulations, we show that the proposed algorithm, in which the inner RA routine is a drift-plus-penalty based method and the outer grouping routine is a greedy method, performs significantly better than competitive algorithms, in which the inner RA routines are either round-robin based or greedy and outer grouping routine is round-robin based.

II. SYSTEM MODEL AND PROBLEM FORMULATION

A. System Model

We consider an IEEE 802.11ax network's infrastructure basic service set (BSS), where an AP is serving M STAs. We consider that the STAs are indexed by the entries in $\mathcal{M} \triangleq \{1, 2, \dots, M\}$. Similarly, the RUs available are indexed by the entries in $\mathcal{U} \triangleq \{1, 2, \dots, U\}$. We consider that time is slotted and the length of each slot/block is equal to the frame transmission time (FTT), where a frame consists of preambles followed by the payload data. We assume that the length of the preamble part of a frame is negligible. The blocks (slots) are indexed by $t \in \{1, 2, \dots\}$. We consider a broadcast TWT set up where an STA can be assigned to one of the L TWT groups, indexed by $l \in \mathcal{L} \triangleq \{1, 2, \dots, L\}$. The following parameters related to broadcast TWT are important for the problem formulation (See Fig. 1).

- TWT Session or Service Period (SP): It is the time during which STAs from a TWT group wake up and transmit/receive data. A TWT-SP can consist of multiple IEEE 802.11ax frame transmissions. We denote the TWT SP duration associated with group $l \in \mathcal{L}$ by ζ_l blocks.
- TWT wake interval (TWT-WI) or group periodicity: It is the time difference between two consecutive TWT-SPs of a broadcast TWT group. Broadcast TWT-SPs are periodic and all broadcast TWT groups have a non-zero period, which we denote as τ_l blocks, for all $l \in \mathcal{L}$.
- Target Wake Time/Offset (TWT-O): It is the offset from the TWT negotiation instant after which group l has its first TWT-SP. We denote it by o_l blocks.

In the below, we describe packet arrival and channel models.

1) *Data Arrival and Queue Evolution*: Let $a_m(t)$ be the number of packets arriving at the start of block t in the buffer of STA $m \in \mathcal{M}$. We consider a bounded $a_m(t)$, where $0 \leq a_m(t) \leq A_{\max}$ for some positive integer $A_{\max} > 0$ for all $m \in \mathcal{M}$ and $t \in \{1, 2, \dots\}$. The packets of STA m have the payload of length β_m bits and associated deadline of δ_m blocks, after which they are discarded. Moreover, the buffer of STA m can store B_m^{\max} number of packets. Let $B_m(t)$ be the number of packets at the start of block t in the buffer of STA m . The buffer state, $B_m(t)$ evolves as follows:

$$B_m(t+1) = \max\{B_m(t) + a_m(t) - R_m(t) - d_m(t), 0\}, \quad (1)$$

where $R_m(t)$ and $d_m(t)$ are the number of unexpired packets transmitted to the AP and the number of packets discarded at STA m , respectively, in block t . Physically, the buffer operates

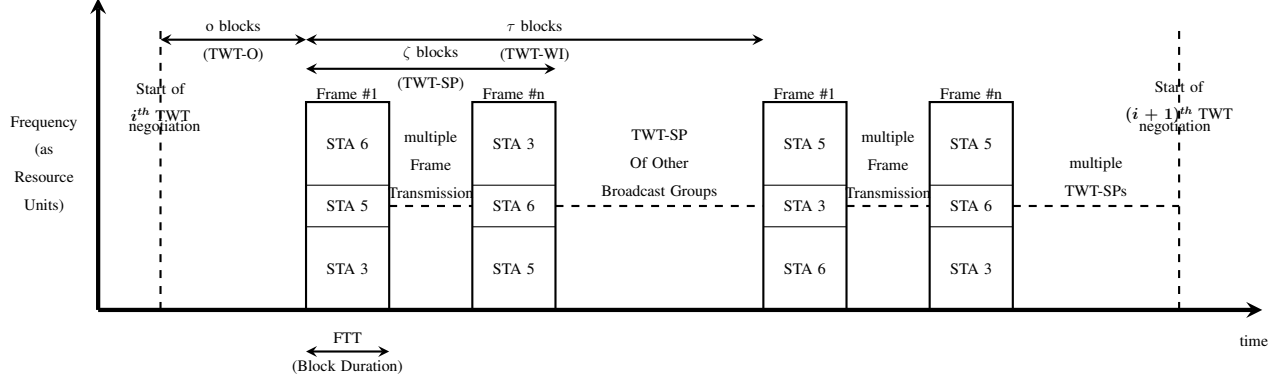


Fig. 1: An illustration of a broadcast TWT setup where one AP and multiple STAs belonging to several broadcast groups are present in the BSS. The horizontal time axis is divided into slots/blocks of length equal to the frame transmission time (FTT) which is assumed to be same across all the STAs. The figure shows a broadcast TWT group consisting of STA 3, STA 5 and STA 6 with the TWT-O (o blocks) TWT-WI (τ blocks), and TWT-SP (ζ blocks). A TWT-SP can consist of multiple IEEE 802.11ax frame transmissions of lengths equal to FTT.

as follows: At the start of block t , when $a_m(t)$ number of packets arrive, if $B_m(t) + a_m(t) > B_m^{\max}$, then the oldest packets in the buffer are discarded (ties are broken randomly). After transmitting $R_m(t)$ number of packets by the end of block t , if some packets expire, all the bits belonging to them are discarded. The quantity $d_m(t)$ accounts for the number of packets discarded both due to unavailability of buffer space at the start of t^{th} block when new packets arrive and time expiry at the end of the block when old packets expire.

2) *Channel Model*: Let $h_{m,k}(t) \in \mathcal{H}$ be the channel power gain of STA m on RU k in block t for $m \in \mathcal{M}$ and $k \in \mathcal{U}$, where \mathcal{H} is a finite subset of the set of positive real numbers, \mathbb{R}^+ . The bandwidth of RU k is b_k units. We assume that the channel power gains on every RU of a STA remains constant over a block, after which it varies randomly in an independent and identical distributed manner, as in [8].

B. Problem Formulation

We consider that the maximum rate of reliable communication achieved by STA m when RU k is allocated to it and when transmission happens with power $P_{m,k}(t)$ is: $r_{m,k}(t) = \rho(P_{m,k}(t), h_{m,k}(t), b_k)$ bits per second. Let $u_{m,k}(t)$ be the indicator variable that takes value 1 if the RU $k \in \mathcal{U}$ is allocated to STA $m \in \mathcal{M}$ and zero otherwise, in block $t \in \{1, 2, \dots\}$. In this case, the maximum achievable timely throughput in block t is given by

$$R_m(t) = \min \left\{ \left\lfloor \frac{\text{FTT}}{\beta_m} \times \sum_{k=1}^U u_{m,k}(t) r_{m,k}(t) \right\rfloor, B_m(t) + a_m(t), B_m^{\max} \right\}, \quad (2)$$

where $\lfloor x \rfloor$ is the greatest integer less than or equal to x . The long-term average timely throughput for STA m is defined as:

$$\bar{R}_m = \lim_{T \rightarrow \infty} \frac{1}{T} \sum_{t=1}^T \mathbb{E}[R_m(t)], \quad (3)$$

and the long-term average power is defined as the

$$\bar{P}_m = \lim_{T \rightarrow \infty} \frac{1}{T} \sum_{t=1}^T \mathbb{E}[P_m(t)], \quad (4)$$

where $P_m(t) = \sum_{k=1}^U u_{m,k}(t)P_{m,k}(t)$. The expectation in (3) and (4) are with respect to the randomness in the timely throughput and transmit power induced by the randomness in the channel power gain, and the transmission policy which decides the grouping of the STAs and resource allocation to them. We note that both the long-term average timely throughput and the long-term average power depend on the broadcast TWT parameters, o_l , τ_l and ζ_l . This is because the STA m obtains the transmission opportunity for its uplink transmission only at the blocks dictated by broadcast TWT parameters as mentioned earlier.

As mentioned, our goal is to maximize the long-term weighted average timely throughput subject to average power constraints at STAs. This can be achieved by solving following optimization problem:

$$\begin{aligned} & \underset{\substack{u_{m,k}(t) \in \{0,1\}, \\ P_{m,k}(t) \in \mathcal{P}, \mathcal{G}_l}}{\text{maximize}} \quad \sum_{m=1}^M \alpha_m \bar{R}_m, \end{aligned} \quad (5a)$$

$$\text{subject to} \quad \sum_{k=1}^U u_{m,k}(t) \leq 1, \forall m \in \mathcal{M}, \quad (5b)$$

$$\sum_{m=1}^M u_{m,k}(t) \leq 1, \forall k \in \mathcal{U}, \quad (5c)$$

$$\sum_{k=1}^U u_{m,k}(t) = 0, \forall t \notin o_l + n\tau_l, o_l + n\tau_l + 1, \dots, o_l + n\tau_l + \zeta_l, \forall m \in \mathcal{G}_l, n = 0, 1, \dots, \quad (5d)$$

$$\bar{P}_m \leq P_{m,\text{avg}}, \forall m \in \mathcal{M}, \quad (5e)$$

$$P_{m,k}(t) \leq P_{\text{max}}, \forall m \in \mathcal{M}, k \in \mathcal{U}, \quad (5f)$$

$$\mathcal{G}_v \cap \mathcal{G}_u = \phi, \cup_{l=1}^L \mathcal{G}_l = \mathcal{M}, \forall u, v \in \mathcal{L}, \quad (5g)$$

for all $t \in \{1, 2, \dots\}$ and $l \in \mathcal{L}$, where $\alpha_m \geq 0$ is a given weight parameter for scaling the timely throughput of STA m , \mathcal{G}_l is the set of STAs in group $l \in \mathcal{L}$ and \mathcal{P} is a finite subset of

\mathbb{R}^+ . The constraint (5b) says that an RU can be assigned at most to one user in a slot and (5c) says that an STA can be assigned at most one RU in a slot. The constraint (5d) accounts for the fact that if STA m belongs to the group \mathcal{G}_l , then it must transmit only in the η_l consecutive blocks with indices having periodicity τ_l , with o_l being the first slot. The constraint (5e) says that the long term average transmit power of STA m must be less than or equal to a given value $P_{m,\text{avg}}$ and (5f) says that instantaneous transmit power of STA m in RU k must be less than or equal to P_{max} , as per the WLAN 802.11ax standard. Finally, (5g) says that the groups must be mutually exclusive and collectively exhaustive.

III. SOLUTION

The optimization problem in (5) is an integer program with decision variables, $P_{m,k}(t) \in \mathcal{P}$ and $u_{m,k}(t) \in \{0, 1\}^{M \times U}$ for $m \in \mathcal{M}$ and $k \in \mathcal{U}$ which depend on the time index, $t \in \{1, 2, \dots\}$ and G_1, \dots, G_L which do not depend on the time index. The number of different ways in which RUs and transmit powers can be allocated and groups can be formed is exponential. Hence, solving (5) directly is prohibitive. Hence, in this section, we propose several low complexity algorithms for solving (5), where an algorithm consists of an inner resource allocation (RA) routine, which optimizes the decision variables that depend on time, and an outer grouping routine which optimizes decision variables which do not depend on time. That is, the RA routine assigns RUs and transmit powers to all the STAs in a group in order to maximize the long-term average expected sum timely throughput of STAs in the group. The outer grouping routine groups the STAs such that the total long-term average timely throughput across all the STAs are maximized. Specifically, let $f_l^*(\mathcal{G})$ be the maximum long-term average expected timely throughput for a group of STAs, $\mathcal{G} \subseteq \mathcal{M}$, assigned with o_l , τ_l , and ζ_l as TWT parameters, i.e.,

$$f_l^*(\mathcal{G}) = \max_{\pi \in \Pi} \sum_{m \in \mathcal{G}} \alpha_m \bar{R}_m, \text{ subject to (5b) – (5f)}. \quad (6)$$

Let $f_l^\pi(\mathcal{G})$ denote the objective value of (6) under a feasible policy π , which gives a rule to assign RUs and transmit powers to STAs. Given $f_l^\pi(\mathcal{G})$, the grouping problem is cast as the following optimization problem:

$$R^\Sigma = \max_{\mathcal{G}_1, \dots, \mathcal{G}_L} \sum_{l=1}^L f_l^\pi(\mathcal{G}_l), \quad (7a)$$

$$\text{subject to } \mathcal{G}_v \cap \mathcal{G}_u = \phi, \forall u, v \in \mathcal{L}, \cup_{l=1}^L \mathcal{G}_l = \mathcal{M}. \quad (7b)$$

Let $R_{\psi,\pi}^\Sigma$ be the objective value of (7) when the policy π is used to obtain $f_i^\pi(\mathcal{G})$ and routine ψ is used for solving (7).

Below, we propose several routines to solve (6) and (7).

A. Solution to the Resource Allocation (RA) Problem in (6)

1) *Drift-Plus-Penalty (DPP) RA Routine:* In the DPP method, we derive an optimization problem from (6) that can be greedily solved at every block, leading to a near-optimal performance. In the DPP method, we consider that the virtual queue corresponding to the long-term average power constraint in STA $m \in \{1, \dots, M\}$, $\bar{P}_m \leq P_{m,\text{avg}}$ evolves as follows:

$$G_m(t+1) = \max\{G_m(t) - P_{m,\text{avg}} + P_m(t), 0\}, \quad (8)$$

for all $t \in \{1, 2, \dots\}$, where $G_m(t)$ is the virtual queue backlog at block t , $P_{m,\text{avg}}$ corresponds to the virtual queue service rate, and $P_m(t)$ is the virtual queue arrival process. Let $\Theta(t) = \{B_m(t), G_m(t), \mathbf{h}_m(t)\}_{m=1}^M$ be the state of the system at block t , where $\mathbf{h}_m(t) = (h_{m,k}(t))_{k=1}^U$. We now consider a quantity called as the conditional Lyapunov drift defined as:

$$D(\Theta(t)) = \mathbb{E}[L(\Theta(t+1)) - L(\Theta(t)) | \Theta(t)]. \quad (9)$$

where $L(\Theta(t)) = \frac{1}{2} \sum_{m=1}^M B_m^2(t) + \frac{1}{2} \sum_{m=1}^M G_m^2(t)$ is called as a quadratic Lyapunov function. Consider the following:

$$\begin{aligned} & \text{minimize } D(\Theta(t)) - V \sum_{m=1}^M \mathbb{E}[R_m(t) | \Theta(t)], \\ & \text{subject to (5b) - (5f),} \end{aligned} \quad (10)$$

for all $m \in \{1, 2, \dots, M\}$, $t \in \{1, 2, \dots\}$. Here, $V > 0$ is the parameter that trades-off the importance of the total conditional expected timely throughput (negative of which is considered as the penalty) and the drift term in (9). It is challenging to compute the objective function of (10) and solve it. Hence, we consider the following upper bound to the objective function in (10):

$$D(\Theta(t)) - V \sum_{m=1}^M \mathbb{E}[R_m(t) | \Theta(t)] \leq C + \mathbb{E}[U_B | \Theta(t)], \quad (11)$$

where $C = \frac{1}{2} \sum_{m=1}^M (P_{m,\text{avg}}^2 + P_{\text{max}}^2 + B_{\text{max}}^2 + A_{\text{max}}^2)$ and $U_B = \sum_{m=1}^M G_m(t)(P_m(t) - P_{m,\text{avg}}) + \sum_{m=1}^M B_m(t)(a_m(t) - R_m(t) - d_m(t) - V \sum_{m=1}^M R_m(t))$. We provide a detailed derivation of the upper bound in (11) in Appendix A.

The DPP method observes $\Theta(t)$ at each decision slot t and chooses actions $u_{m,k}(t)$ and $P_{m,k}(t)$, $\forall m, \forall k$, to minimize the right hand side of (11). Noting that the conditional expectation in (11) is minimized when each realization of U_B is minimized, we omit the expectation and solve the following:

$$\begin{aligned} & \underset{\substack{u_{m,k}(t) \in \{0,1\}, \\ P_{m,k}(t) \in \mathcal{P},}}{\text{minimize}} & U_B, & \text{subject to (5b), (5c), (5f),} \end{aligned} \quad (12)$$

for each $t \in \{1, 2, \dots\}$. Note that the transmit powers are allocated from a finite set of available power levels, \mathcal{P} , and the number of available RUs is finite, which is given by the set, \mathcal{U} . Hence, (12) is an integer program. We solve it optimally by casting it as an assignment problem, as elaborated in Algorithm 1. We show the near-optimal performance of the DPP-RA routine in the following theorem. We recall that $f_l^*(\mathcal{G})$ is the optimal objective value of (6).

Theorem 1. *The Algorithm 1 solves (12) optimally. Moreover, the long-term expected average timely throughput of the DPP-RA, $f_l^{\text{DPP}}(\mathcal{G})$ is bounded as*

$$f_l^*(\mathcal{G}) - \frac{C}{V} \leq f_l^{\text{DPP}}(\mathcal{G}) \leq f_l^*(\mathcal{G}), \quad (13)$$

and the average power constraint in (5e) is satisfied, for any $l \in \mathcal{L}$ and $\mathcal{G} \subseteq \mathcal{M}$ and $V > 0$.

Proof. See Appendix B. □

We make following remarks on Algorithm 1 and Theorem 1.

- The complexity of directly solving (12) is at least $(\min(U, M))! \times |\mathcal{P}|$, where $!$ represents the factorial operation. This is because, when $U > M$, the set of RUs can be allocated to the first STA in U ways, to the second STA in $U - 1$ ways and so on, and similarly, when $M > U$, the set of STAs can be allocated to the first RU in M ways, to the second RU

Algorithm 1 The DPP-RA Routine.

- 1: **procedure** DPP-RA
 - 2: **for** $t \in \{1, 2, \dots, T\}$ **do**
 - 3: Obtain $h_{m,k}(t)$, and update $B_m(t)$ and $G_m(t)$ according to (1) and (8), respectively.
 - 4: For $k \in \mathcal{U}$ and STA $m \in \mathcal{M}$, obtain $P_{m,k}^*(t)$ that maximizes U_B . Denote the maximum value by U_B^* .
 - 5: Construct $A \in \mathbb{R}^{M \times U}$, whose $(i, j)^{\text{th}}$ entry is U_B^* when j^{th} RU is allocated to the i^{th} STA.
 - 6: Obtain the optimal assignment, $u_{m,k}(t)^*$, by applying the Hungarian (Munkres) algorithm on A .
 - 7: **end for**
 - 8: **end procedure**
-

in $M - 1$ ways and so on. Moreover, for each RU-STA assignment, there are $|\mathcal{P}|$ possible power allocations. However, the complexity of Algorithm 1 is polynomial in M , U and $|\mathcal{P}|$, as we first need to compute U_B^* for each STA-RU assignment by searching over $|\mathcal{P}|$ values and then solve the assignment problem using the Hungarian algorithm which has a polynomial complexity.

- By increasing V , the timely throughput of the DPP-RA routine can get arbitrarily close to that of the optimal policy. However, the time required for the average powers to converge to constants less than or equal the bounds for each STA will be longer with increasing V .

2) *Round-Robin (RR) RA Routine:* In the RR-RA routine, we allocate transmit power independent of the RU allocation and channel power gain. The allocated power, $P_{m,k}(t)$ (for any k) is chosen to be the maximum power less than or equal to P_{\max} that satisfies the average power constraint, $P_{m,\text{avg}}$ at each block of a TWT-SP. Having allocated the power, the RUs are allocated to the STAs in a round-robin fashion, without accounting for the underlying channel power gain or the data arrival random process.

3) *Greedy RA Routine:* In the Greedy RA routine, the power allocation is identical to what is adopted in the RR routine, as mentioned in Section III-A2. Given the power allocation, in the frame transmission at the t^{th} block inside a TWT-SP of the l^{th} broadcast group, an instantaneous timely-throughput matrix is constructed, where $(m, k)^{\text{th}}$ entry of the matrix is the instantaneous timely throughput of the m^{th} STA if it is allocated the k^{th} RU and transmit power $P_{m,k}(t)$, $m \in \mathcal{G}_l$ and $k \in \mathcal{U}$, which can be computed from (2). Then the Hungarian algorithm is used to obtain the optimal RU allocation, $u_{m,k}(t)$ for all $m \in \mathcal{M}$ and for all $k \in \mathcal{U}$.

Algorithm 2 The Greedy Grouping Routine.

- 1: **procedure** GREEDY-GROUPING
 - 2: Assign $\mathcal{S}_l = \phi$ for all $l \in \mathcal{L}$.
 - 3: **while** $\cup_{l \in \mathcal{L}} \mathcal{S}_l \neq \mathcal{M}$ **do**
 - 4: Compute $\Delta_l(\mathcal{S}_l, m)$ for each $m \notin \cup_{l \in \mathcal{L}} \mathcal{S}_l$ and $l \in \mathcal{L}$.
 - 5: Assign STA m to group l if $\Delta_l(\mathcal{S}_l, m) > \Delta_k(\mathcal{S}_k, n)$ for all $k \in \mathcal{L} \setminus \{l\}$ and $m, n \notin \cup_{l \in \mathcal{L}} \mathcal{S}_l$.
 - 6: Update \mathcal{S}_l for all $l \in \mathcal{L}$.
 - 7: **end while**
 - 8: **end procedure**
-

B. Solution to the Grouping Problem in (7)

Below, we solve the grouping problem suboptimally.

1) *Greedy Grouping Algorithm*: We use a greedy algorithm, proposed in [9], for solving (7). Recall that the long-term average expected timely throughput obtained by solving (6) via a method described in the previous subsection for a group of STAs, \mathcal{G} , with TWT parameters, α_l , τ_l and ζ_l , is denoted by $f_l(\mathcal{G})$. Note that $f_l(\cdot) : 2^{\mathcal{M}} \rightarrow \mathbb{R}$, where we define $f_l(\phi) = 0$. We cast the grouping problem as a partitioning problem, where we need to find a partition of the set of STAs, \mathcal{M} , among L groups such that the sum of the valuations of the groups (which is the weighted long-term expected average timely throughput of the STAs in the group, in our case) is maximized. The iterative greedy routine works as follows: Let \mathcal{S}_l be the set of STAs allocated to group $l \in \mathcal{L}$ at a given iteration. Let the increment in reward when STA $m \notin \cup_{l \in \mathcal{L}} \mathcal{S}_l$ is allocated to group l given the existing confirmed set $\mathcal{S}_1, \dots, \mathcal{S}_L$ be denoted by $\Delta_l(\mathcal{S}_l, m)$. That is,

$$\Delta_l(\mathcal{S}_l, m) \triangleq f_l(\mathcal{S}_l \cup \{m\}) - f_l(\mathcal{S}_l), \quad \forall l \in \mathcal{L}. \quad (14)$$

An unallocated STA m is then assigned to group l if $\Delta_l(\mathcal{S}_l, m) > \Delta_k(\mathcal{S}_k, n)$ for all $k \in \mathcal{L} \setminus \{l\}$ and $m, n \notin \cup_{l \in \mathcal{L}}$. This procedure is continued until all the STAs have been assigned to a group. We summarize this procedure in Algorithm 2. Since there are only a finite number of STAs, the algorithm will terminate in a finite number of steps.

2) *Round Robin (RR) Grouping Algorithm*: In this grouping algorithm, the partition of the set of STAs, \mathcal{M} , among L groups is performed as follows: We initialize all the groups as empty set i.e., $\mathcal{G}_l = 0$, for all $l \in \mathcal{L}$. Then, starting with $l = 1$, we assign STAs to group l according to

TABLE I: System parameters

Description and Notation	Value
Number of STAs (M)	8
Number of RUs (U)	4
Center Frequency (f_c)	2.4 GHz
Block Duration (FTT)	1 ms
Maximum Transmit Power (P_{\max})	1 Watt
Control Parameter of DPP algorithm (V)	10000
Bernoulli Packet Generator parameters:	
(i) Number of packets per batch (b)	10
(ii) Probability of batch generation (p)	0.7

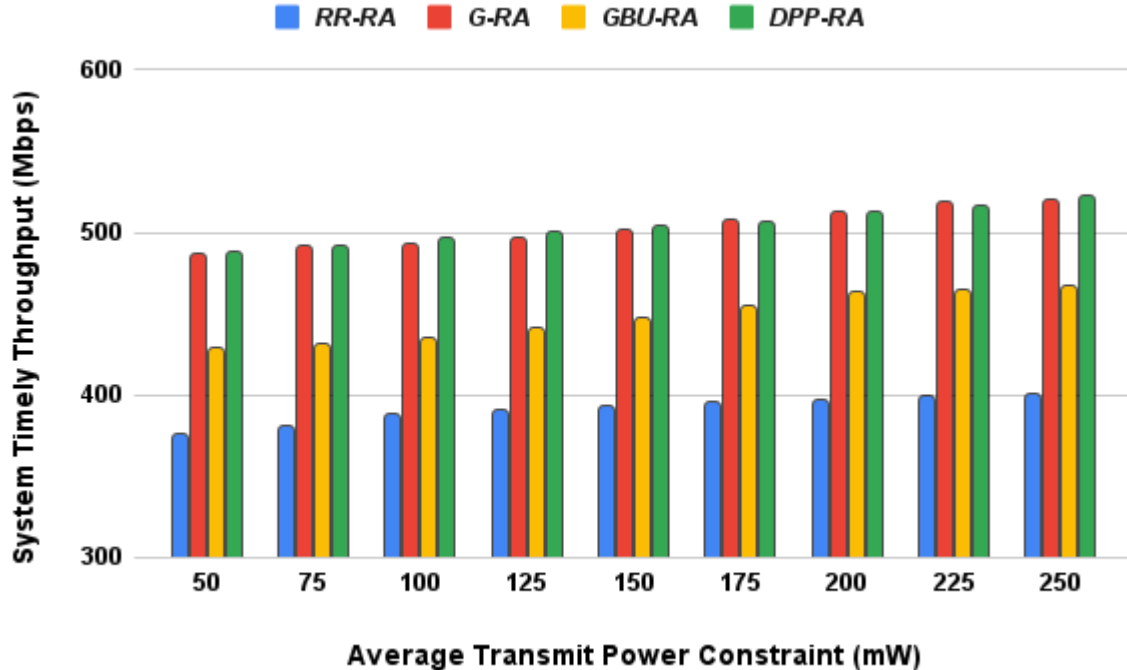


Fig. 2: System Timely Throughput versus Average Transmit Power constraint for fixed number of STAs. GBU-RA implies Greedy Buffer Unaware algorithm is used for resource allocation. Similar naming convention is used for other bars as well.

ascending order of their indices until $|\mathcal{G}_l| < \lfloor (M + L - 1)/L \rfloor$. We then increment l and repeat the previous step for each unallocated STA until all the STAs are exhausted.

IV. NUMERICAL RESULTS

In this section, we present simulation results for an uplink communication scenario in an IEEE 802.11ax WLAN setup, in which M STAs and an AP present inside a BSS support TWT, using the algorithms presented in the previous section. The channel power gain of an STA is assumed to be uniformly distributed over $\{10, 0.1, 0.001\}$ in a slot, which transitions independently across slots. An STA generates traffic from either a Bernoulli packet generator which assumes that data

TABLE II: TWT parameters

Description and Notation	Group 1	Group 2	Group 3
TWT Offset (TWT-O)	2 ms	16 ms	10 ms
TWT Wake Interval (TWT-WI)	30 ms	150 ms	90 ms
TWT Service Periods (TWT-SP)	7 ms	2 ms	5 ms

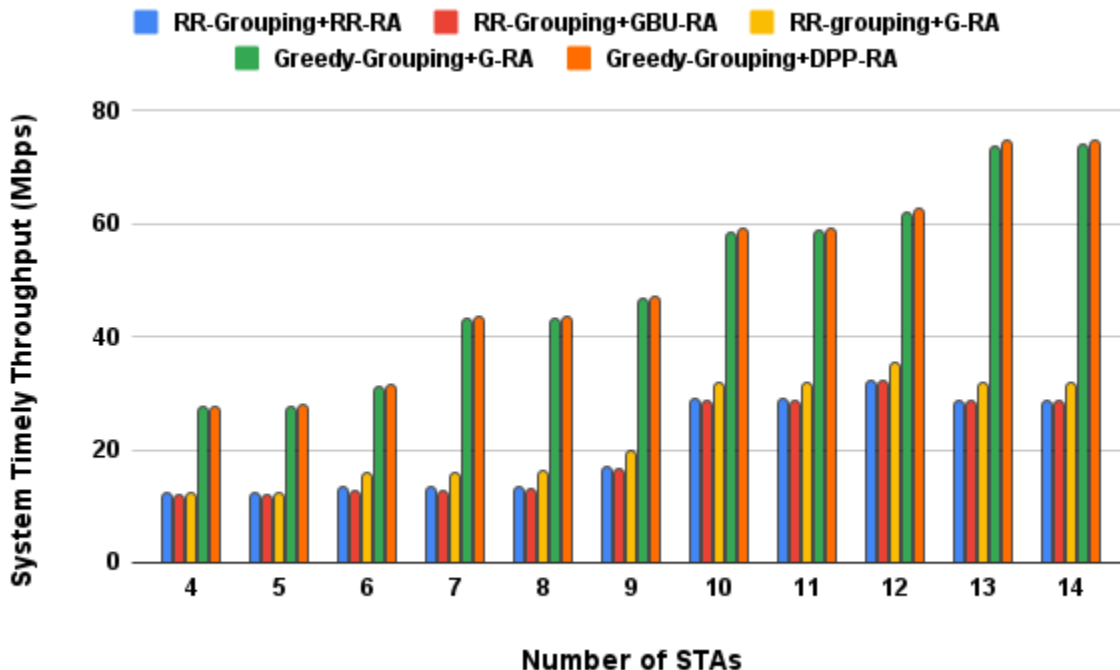


Fig. 3: System Timely Throughput versus Number Of STAs for fixed Average Transmit Power Constraint. Greedy-Grouping+DPP-RA implies that the Greedy algorithm is used for grouping and the DPP algorithm is used for resource allocation. Similar naming convention is used for other bars as well.

arrive at each slot as a *batch* which contains a fixed number of packets, b with probability of batch generation p or from a realistic packet generator consisting of a Buffered Video streaming (BV) and two constant bit rate (CBR) traffic models, CBR-1 and CBR-2 with parameters mentioned in [10]. In the BV traffic model, STAs generate frames at a rate of 30 frames per second with frame size distributed as Weibull Distribution. The generated frames are further fragmented into packets of fixed size of 1500 bytes. We control the offered data rate to 12 Mbps by adjusting the parameters of the Weibull distribution. On the other hand, in the CBR traffic models, STAs generate data of fixed size of 3 (CBR-1) and 40 (CBR-2) Kilobytes at every fixed interval of time of 150 (CBR-1) and 90 (CBR-2) milliseconds producing a traffic of data rate 160 Kbps (CBR-1) and 3.5 Mbps (CBR-2). The associated deadlines for the frames generated by the BV, CBR-1 and CBR-2 traffic data models are 30, 150 and 90 milliseconds, respectively.

A. Timely throughput variations of RA routines with, P_{avg}

In Fig. 2, we present variations of system timely throughput when the RU and transmit power allocation occur according to the following RA routines: (i) Round-Robin (RR), (ii) Greedy

(G), (iii) Greedy Buffer-Unaware (GBU), and (iv) Drift-Plus-Penalty (DPP), where the GBU routine is similar to the Greedy routine in Section III-A3, but it operates without the knowledge of the instantaneous buffer status. Since the buffer status is unknown, one cannot compute the instantaneous timely throughput. Hence, we use the instantaneous throughput matrix for optimization using the Hungarian algorithm. For obtaining the results, we keep the number of STAs, M , and number of RUs, U fixed and the average transmit power constraint, P_{avg} is varied. We assume STAs generate data according to Bernoulli packet generator. The system parameters used for simulation are mentioned in the Table I.

From the figure, we observe that the performance of DPP and Greedy RA routines is significantly better than the round-robin based benchmark algorithm (RR-RA). RA routines which are both channel-aware and buffer-aware, like DPP-RA and G-RA, perform better than only channel-aware and buffer-unaware routines, such as RR-RA, GBU-RA.

B. Timely throughput variations with the number of STAs, M

We now fix the average transmit power constraint, P_{avg} and vary the number of STAs, M . When number of STAs is increased, the new STA is considered to be generating data from one of the three realistic traffic models, BV, CBR-1 and CBR-2. The AP sets the TWT parameters as in the Table II and broadcasts it to STAs. We show the obtained system timely throughput in Fig. 3. From the figure, we observe that as the number of STAs increases, the system timely throughput increases in all the cases. Within the Round Robin based grouping (RR-Grouping) algorithm, RR-RA performs better than GBU-RA. This can be explained as follows: At a decision instant, when the number of STAs inside a broadcast group is less and the buffer information is unavailable, RA using only channel power gain information generates lower system timely-throughput than the benchmark RR-RA routine. The performance of Greedy grouping algorithm along with the DPP and Greedy based RA routines continues to be better than the benchmark Round Robin based grouping along with benchmark RA routines.

V. CONCLUSIONS

In this work, we considered a broadcast TWT set up based uplink transmission and proposed a grouping mechanism that greedily partitions the STAs into a pre-defined number of broadcast groups and two resource allocation algorithms for allocating RUs and transmit powers to the STAs in each TWT group at the start of a block inside a TWT-SP. We observed that the proposed

grouping plus resource allocation algorithms, i.e., Greedy grouping with Greedy RA routine and Greedy grouping with Drift-Plus-Penalty based RA routine perform better than the baseline algorithms in terms of the considered system timely throughput metric. As part of the future work, we plan to analyse the complexity of the proposed grouping plus resource allocation algorithm. We also plan to investigate the actual performance benefit of the proposed algorithm in real WLAN system deployment.

APPENDIX

A. The Derivation of the Upper-Bound in (11)

We begin by deriving an upper bound on the conditional Lyapunov drift, $D(\Theta(t))$ defined in (9). From (8), we can write,

$$\begin{aligned} G_m^2(t+1) &= (\max\{G_m(t) - P_{m,\text{avg}} + P_m(t), 0\})^2 \\ &\leq G_m^2(t) + P_m^2(t) + P_{m,\text{avg}}^2 + 2G_m(t)(P_m(t) - P_{m,\text{avg}}), \end{aligned} \quad (15)$$

where the inequality in (15) holds because $(\max\{a, 0\})^2 \leq a^2$. Similarly, we can expand the virtual queue defined in (1) as follows:

$$\begin{aligned} B_m^2(t+1) &= (\max\{\min(B_m(t) + a_m(t), B_{\text{max}}) - R_m(t) - d_m(t), 0\})^2 \\ &\leq (\min(B_m(t) + a_m(t), B_{\text{max}}) - R_m(t) - d_m(t))^2 \end{aligned} \quad (16)$$

$$\leq (\min(B_m(t) + a_m(t), B_{\text{max}}))^2 + (R_m(t) + d_m(t))^2 - 2(R_m(t) + d_m(t))B_m(t) \quad (17)$$

$$\leq (B_m(t) + a_m(t))^2 + (R_m(t) + d_m(t))^2 - 2(R_m(t) + d_m(t))B_m(t) \quad (18)$$

$$= B_m^2(t) + a_m^2(t) + (R_m(t) + d_m(t))^2 + 2B_m(t)(a_m(t) - R_m(t) - d_m(t)), \quad (19)$$

where the inequality in (16) is because $(\max\{a, 0\})^2 \leq a^2$, the inequality in (17) follows because $(\min\{B_m(t) + a_m(t), B_{\text{max}}\}) \geq B_m(t)$ and the inequality in (18) holds true because $(\min\{a, b\})^2 \leq a^2$.

Now consider the following:

$$L(\Theta(t+1)) - L(\Theta(t)) = \frac{1}{2} \sum_{m=1}^M (B_m^2(t+1) + G_m^2(t+1) - B_m^2(t) - G_m^2(t)) \quad (20)$$

$$\begin{aligned} &\leq \frac{1}{2} \sum_{m=1}^M P_{m,\text{avg}}^2 + P_m^2(t) + 2G_m(t)(P_m(t) - P_{m,\text{avg}}) + a_m^2(t) \\ &\quad + (R_m(t) + d_m(t))^2 + 2B_m(t)(a_m(t) - R_m(t) - d_m(t)) \end{aligned} \quad (21)$$

$$\leq C + \sum_{m=1}^M G_m(t)(P_m(t) - P_{m,\text{avg}}) + B_m(t)(a_m(t) - R_m(t) - d_m(t)), \quad (22)$$

for any $C \geq \frac{1}{2} \sum_{m=1}^M P_{m,\text{avg}}^2 + P_m^2(t) + (R_m(t) + d_m(t))^2 + a_m^2(t)$. In this work, we choose, $C = \frac{1}{2} \sum_{m=1}^M (P_{m,\text{avg}}^2 + P_{\text{max}}^2 + B_{\text{max}}^2 + A_{\text{max}}^2)$.

B. Performance of the Proposed Drift-Plus-Penalty Algorithm

The optimality of the proposed algorithm in solving (12) follows because the Hungarian algorithm is optimal for assigning the RUs to STAs. For a given RU-STA assignment, any power value in \mathcal{P} can be selected since doing so does not violate any of the constraints. Hence, the power that maximizes the objective function can be chosen for each decision instant. In the next, we prove the second part of the theorem.

Let π be the optimal policy obtained by Algorithm 1. The objective function of (10) under policy π can be bounded as follows:

$$\begin{aligned} D^\pi(\Theta(t)) - V \sum_{m=1}^M \mathbb{E}[R_m^\pi(t)|\Theta(t)] \\ \leq C + \sum_{m=1}^M G_m(t) \mathbb{E}[P_m^\pi(t) - P_{m,\text{avg}}|\Theta(t)] + \sum_{m=1}^M B_m(t) \mathbb{E}[a_m(t) - R_m^\pi(t) - d_m^\pi(t)|\Theta(t)] \\ - V \sum_{m=1}^M \mathbb{E}[R_m^\pi(t)|\Theta(t)] \\ \leq C + \sum_{m=1}^M G_m(t) \mathbb{E}[P_m^{\omega^*}(t) - P_{m,\text{avg}}|\Theta(t)] + \sum_{m=1}^M B_m(t) \mathbb{E}[a_m(t) - R_m^{\omega^*}(t) - d_m^{\omega^*}(t)|\Theta(t)] \\ - V \sum_{m=1}^M \mathbb{E}[R_m^{\omega^*}(t)|\Theta(t)], \end{aligned} \quad (23)$$

where ω^* is the optimal packet-arrival and channel state-only policy for the original problem in (6). We note that our problem satisfies the boundedness conditions of Theorem 4.5 in [11] and hence there exists the optimal packet-arrival and channel state-only policy. In the above, the first inequality follows from the upper bound on the drift-plus-penalty expression and the second inequality follows because (i) the policy π is the optimal policy that minimizes the upper bound on the DPP expression and (ii) ω^* may not be optimal in minimizing the upper bound on the DPP expression. Let the maximum value of the objective in (6) be f^* and the instantaneous value of quantity x under policy ω^* be denoted by $x^{\omega^*}(t)$ for $x \in \{f, P_m, R_m, d_m\}$. Concretely,

$f^{\omega^*}(t) = \sum_{m=1}^M \mathbb{E}[R_m^{\omega^*}(t)]$. In [11], it is shown that for the policy ω^* for any $\delta > 0$, the following inequalities hold true:

$$\begin{aligned} f^{\omega^*}(t) &\geq f^* - \delta, \\ \mathbb{E}\{P_m^{\omega^*}(t) - P_{m,\text{avg}}\} &\leq \delta, \quad \forall m \\ \mathbb{E}\{a_m(t)\} &\leq \mathbb{E}\{R_m^{\omega^*}(t) + d_m^{\omega^*}(t)\} + \delta, \quad \forall m \end{aligned}$$

for any $\delta > 0$. By substituting the above inequalities into (23), we obtain

$$D^\pi(\Theta(t)) - V \sum_{m=1}^M \mathbb{E}[R_m^\pi(t) | \Theta(t)] \leq C - V(f^* - \delta) + \sum_{m=1}^M (G_m(t) + B_m(t))\delta.$$

As $\delta \rightarrow 0$, due to the limit inequality theorem, we have,

$$D^\pi(\Theta(t)) - V \sum_{m=1}^M \mathbb{E}[R_m^\pi(t) | \Theta(t)] \leq C - Vf^*,$$

and by taking iterated expectations and telescopic sum, we obtain,

$$\mathbb{E}[L(\Theta(t))] - \mathbb{E}[L(\Theta(0))] - V \sum_{\tau=0}^{t-1} \sum_{m=1}^M \mathbb{E}[R_{m,\pi}(\tau)] \leq tC - Vtf^* \quad (24)$$

Now, we rearrange the terms in (24) and obtain:

$$\begin{aligned} V \sum_{\tau=0}^{t-1} \sum_{m=1}^M \mathbb{E}[R_{m,\pi}(\tau)] &\geq Vtf^* - \mathbb{E}[L(\Theta(0))] + \mathbb{E}[L(\Theta(t))] - tC \\ &\geq Vtf^* - \mathbb{E}[L(\Theta(0))] - tC, \end{aligned}$$

where the last inequality follows because $\mathbb{E}[L(\Theta(t))]$ is a positive quantity. We divide both sides of the above inequality by tV and apply the limit $t \rightarrow \infty$ at both the sides of above inequality, which yields the following:

$$\lim_{t \rightarrow \infty} \frac{1}{t} \sum_{\tau=0}^{t-1} \sum_{m=1}^M \mathbb{E}[R_m^\pi(\tau)] \geq f^* - \frac{C}{V}.$$

In the below, we show that the optimal DPP policy, π satisfies the average power constraints. Note that the instantaneous timely throughput will be non-negative and bounded as the number of packet arrivals and resources are finite. Let f^{\max} be the bound on the total instantaneous expected timely throughput, i.e.,

$$0 \leq \sum_{m=1}^M \mathbb{E}[R_m^\pi(\tau)] \leq f^{\max}, \quad \tau \in \{0, 1, \dots\}.$$

From (24), we get

$$\mathbb{E}[L(\Theta(t))] \leq \mathbb{E}[L(\Theta(0))] + Ct + Vt(f^{\max} - f^*).$$

Recall that

$$\mathbb{E}[L(\Theta(t))] = \frac{1}{2} \sum_{m=1}^M \mathbb{E}[B_m^2(t)] + \frac{1}{2} \sum_{m=1}^M \mathbb{E}[G_m^2(t)]$$

Therefore, the following inequalities hold true for all m ,

$$\mathbb{E}[B_m^2(t)] \leq 2\mathbb{E}[L(\Theta(0))] + 2Ct + 2Vt(f^{\max} - f^*)$$

$$\mathbb{E}[G_m^2(t)] \leq 2\mathbb{E}[L(\Theta(0))] + 2Ct + 2Vt(f^{\max} - f^*)$$

As the variance of a random quantity is always greater than equal to zero, we have, $\mathbb{E}[B_m^2(t)] \geq \mathbb{E}^2[B_m(t)]$ and we can obtain

$$\mathbb{E}[B_m(t)] \leq \sqrt{2\mathbb{E}[L(\Theta(0))] + 2Ct + 2Vt(f^{\max} - f^*)}.$$

We divide both sides of the inequality by t and apply $t \rightarrow \infty$ with the assumption that $\mathbb{E}[L(\Theta(0))] \leq \infty$ and obtain

$$\lim_{t \rightarrow \infty} \frac{\mathbb{E}[B_m(t)]}{t} = 0.$$

Along the above lines, we can also obtain $\lim_{t \rightarrow \infty} \frac{\mathbb{E}[G_m(t)]}{t} = 0$. Hence, the queues defined in our problem are mean rate stable. The mean rate stability of virtual queues, $G_1(t), \dots, G_M(t)$ implies that the average power constraints at all the STAs are satisfied.

REFERENCES

- [1] "IEEE Standard for Information Technology–Telecommunications and Information Exchange between Systems Local and Metropolitan Area Networks–Specific Requirements Part 11: Wireless LAN Medium Access Control (MAC) and Physical Layer (PHY) Specifications Amendment 1: Enhancements for High-Efficiency WLAN," *IEEE Std 802.11ax-2021 (Amendment to IEEE Std 802.11-2020)*, pp. 1–767, 2021.
- [2] E. de Carvalho Rodrigues *et al.*, "On the Latency of IEEE 802.11ax WLANs with Parameterized Spatial Reuse," in *IEEE GLOBECOM*, 2020, pp. 1–6.
- [3] M. Nurchis and B. Bellalta, "Target wake time: Scheduled access in IEEE 802.11ax WLANs," *IEEE Wirel. Commun.*, vol. 26, no. 2, pp. 142–150, 2019.
- [4] E. Khorov, A. Kiryanov, A. Lyakhov, and G. Bianchi, "A Tutorial on IEEE 802.11ax High Efficiency WLANs," *IEEE Commun. Surv. Tutor.*, vol. 21, no. 1, pp. 197–216, 2019.
- [5] Q. Chen, Z. Weng, X. xu, and G. Chen, "A target wake time scheduling scheme for uplink multiuser transmission in IEEE 802.11ax-based next generation WLANs," *IEEE Access*, vol. 7, pp. 158 207–158 222, 2019.

- [6] M. Karaca, "Joint optimization of TWT mechanism and scheduling for IEEE 802.11ax," 2020. [Online]. Available: <https://arxiv.org/abs/2006.02235>
- [7] C. Yang, J. Lee, and S. Bahk, "Target wake time scheduling strategies for uplink transmission in IEEE 802.11ax networks," in *IEEE WCNC*, 2021, pp. 1–6.
- [8] K. Dovelos and B. Bellalta, "Optimal resource allocation for uplink OFDMA in 802.11ax networks," 2018. [Online]. Available: <http://arxiv.org/abs/1811.00957>
- [9] N. Rajaraman and R. Vaze, "Submodular maximization under A matroid constraint: Asking more from an old friend, the greedy algorithm," 2018. [Online]. Available: <http://arxiv.org/abs/1810.12861>
- [10] "11ax Evaluation Methodology", IEEE 802.11-14/0571r12. [Online]. Available: <https://mentor.ieee.org/802.11/dcn/14/11-14-0571-12-00ax-evaluation-methodology.docx>
- [11] M. J. Neely, *Stochastic Network Optimization with Application to Communication and Queueing Systems*, ser. Synthesis Lectures on Communication Networks. Morgan & Claypool Publishers, 2010.