

---

# REWRITING MODULO TRACED COMONOID STRUCTURE\*

DAN R. GHICA  AND GEORGE KAYE 

University of Birmingham, UK

*e-mail address:* d.r.ghica@bham.ac.uk, g.j.kaye@pgr.bham.ac.uk

---

**ABSTRACT.** In this paper we adapt previous work on rewriting string diagrams using hypergraphs to the case where the underlying category has a *traced comonoid structure*, in which wires can be forked and the outputs of a morphism can be connected to its input. Such a structure is particularly interesting because any traced Cartesian (dataflow) category has an underlying traced comonoid structure. We show that certain subclasses of hypergraphs are fully complete for traced comonoid categories: that is to say, every term in such a category has a unique corresponding hypergraph up to isomorphism, and from every hypergraph with the desired properties, a unique term in the category can be retrieved up to the axioms of traced comonoid categories. We also show how the framework of double pushout rewriting (DPO) can be adapted for traced comonoid categories by characterising the valid pushout complements for rewriting in our setting. We conclude by presenting a case study in the form of recent work on an equational theory for *sequential circuits*: circuits built from primitive logic gates with delay and feedback. The graph rewriting framework allows for the definition of an *operational semantics* for sequential circuits.

## 1. INTRODUCTION

String diagrams constitute a useful and elegant conceptual bridge between term rewriting and graph rewriting. Since their formalism in the 90s [JS91, JSV96], their use has exploded recently both for use in diverse fields such as cyclic lambda calculi [Has97], fix-point operators [Has03], quantum protocols [AC04], signal flow diagrams [BSZ14, BSZ15], linear algebra [BSZ17, Zan15, BPSZ19, BP22], finite state automata [PZ21], dynamical systems [BE15, FSR16], electrical and electronic circuits [BS22, GKS24], and automatic differentiation [AGSZ23]. Although not the first use of graphical notation by any means [Pen71], string diagrams are notable because they are *more* than just a visual aid; they are a sound and complete representation of categorical terms in their own right [JS91, Kis14]. This means one can reason solely in string diagrams without fear that they may somehow be working with malformed terms. String diagrams have been adapted to accommodate all sorts of categorical structure; the survey [Sel11] is a suitable entry point to the literature.

---

*Key words and phrases:* symmetric traced monoidal categories, string diagrams, graph rewriting, comonoid structure, double pushout rewriting .

\* This is a revised and extended version of [GK23].

While string diagrams have proven to be immensely useful for reasoning with terms in symmetric monoidal categories with or without extra structure, they still have their shortcomings in that they are difficult for computers to manipulate as opposed to combinatorial graph-based structures. Recent work has sought to remedy this, first with *framed point graphs* [Kis12, DK13] for terms in traced and compact closed categories, and later with *hypergraphs* [BGK<sup>+</sup>22a, BGK<sup>+</sup>22b, BGK<sup>+</sup>22c] for rewriting modulo *Frobenius* structure.

The purpose of this paper is to adapt the latter framework for *traced categories with a comonoid structure* but without a monoid structure. While traced categories were covered by the work on framed point graphs mentioned above, their use requires rewriting modulo so called *wire homeomorphisms*. This style of rewriting is awkward and is increasingly considered as obsolete as compared to the more recent work on rewriting with hypergraphs. The variation to just a (co)monoid structure (‘half a Frobenius’) has been studied as well [FL23, MPZ23]; we seek to build on this work by adding a trace.

The study of rewriting for traced categories with a comonoid structure is motivated by an important application, *dataflow categories* [CS90, CS94, Has97], which among other applications represent a categorical foundation for the semantics of digital circuits [GKS24]. It is also technically challenging, as it falls in a gap between compact closed structures constructible via Frobenius and symmetric monoidal categories (without trace) so ‘off the shelf’ solutions cannot be currently used. In fact the gap between the kind of semantic models which use an underlying compact closed structure and those which use a traced monoidal structure is significant: the former have a *relational* nature with subtle causality (e.g. quantum or electrical circuits) whereas the latter are *functional* with clear input-output causality (e.g. digital or logical circuits) so it is not surprising that the underlying rewrite frameworks should differ.

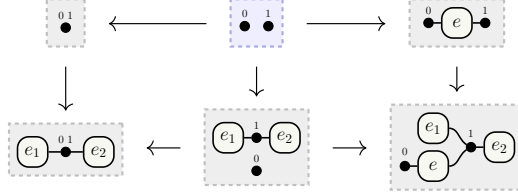
A key feature of compact closed categories is that the Cartesian product, if it exists, is degenerate and identified with the coproduct. Even without invoking copying, we will see how trying to perform rewriting in a traced category with a comonoid structure can also lead to inconsistencies. This is a firm indication that a bespoke rewriting framework needs to be constructed to fill this particular situation.

This paper makes two distinct technical contributions. The first is to show that one subclass of cospans of hypergraphs (‘partial monogamous’) are fully complete for traced terms (Corollary 3.36), and another class (‘partial left-monogamous’) are fully complete for traced comonoid terms (Theorem 4.14). The challenge is not so much in proving the correctness of the construction but in defining precisely what these combinatorial structures should be. In particular, the extremal point of tracing the identity:  $\text{Tr} \left( \begin{array}{c} \text{---} \\ \text{---} \\ \text{---} \end{array} \right) = \bigcirc$ , corresponding graphically to a closed loop, provides a litmus test. The way this is resolved must be robust enough to handle the addition of the comonoid structure, which graphically corresponds to ‘tracing a forking wire’:  $\text{Tr} \left( \begin{array}{c} \text{---} \\ \text{---} \\ \text{---} \end{array} \right) = \begin{array}{c} \text{---} \\ \text{---} \\ \text{---} \end{array}$ .

The key step in performing double pushout (DPO) rewriting is identifying a *pushout complement*: the context of a rewrite step. For a given rule and graph, there may be multiple such pushout complements, but not all of these may represent a valid rewrite in a given string diagram setting. When rewriting with Frobenius, every pushout complement is valid [BGK<sup>+</sup>22a] whereas when rewriting with symmetric monoidal structure exactly one pushout complement is valid [BGK<sup>+</sup>22b]. For the traced case some pushout complements are valid and some are not. The second contribution is to characterise the valid pushout

complements as ‘traced boundary complements’ (Definition 5.13) for the traced setting and as ‘traced left-boundary complements’ (Definition 5.21) for the traced comonoid setting.

This is best illustrated with an example in which there is a pushout complement that is valid in a Frobenius setting because it uses the monoid structure, but it is not valid neither in a traced, nor even in a traced comonoid setting. Imagine we have a rule  $\langle -, \overline{[-]} \rangle$  and a term  $\overline{[e_1] [e_2]}$ , and rewrite it as follows.



This corresponds to the term rewrite  $\overline{[e_1] [e_2]} = \overline{[e_1] \cdot e_2} = \overline{[e_1] \cdot [e_2]}$ , which holds in a Frobenius setting but not a setting without a commutative monoid structure. On the other hand, the rewriting system for symmetric monoidal categories [BGK<sup>+</sup>22b] is too restrictive as it enforces that any matching must be mono: this prevents matchings such as  $\overline{[-]}$  in  $\overline{[e]}$ . Here again the challenge is precisely identifying the concept of traced boundary complement mathematically. The solution, although not immediately obvious, is not complicated, again requiring a generalisation from monogamy to partial monogamy and partial left-monogamy.

## 2. MONOIDAL THEORIES AND HYPERGRAPHS

When modelling a system using monoidal categories, its components and properties are specified using a *monoidal theory*. A class of SMCs particularly interesting to us is that of *PROPs* [Mac65] (‘categories of *PRO*ducts and *PER*mutations’), which have natural numbers as objects and addition as tensor product on objects.

**Definition 2.1** (Symmetric monoidal theory). A (*single-sorted*) *symmetric monoidal theory* (SMT) is a tuple  $(\Sigma, \mathcal{E})$  where  $\Sigma$  is a set of *generators* in which each generator  $\phi \in \Sigma$  has an associated *arity*  $\text{dom}(\phi) \in \mathbb{N}$  and *coarity*  $\text{cod}(\phi) \in \mathbb{N}$ , and  $\mathcal{E}$  is a set of equations. Given a SMT  $(\Sigma, \mathcal{E})$ , let  $\mathbf{S}_\Sigma$  be the strict symmetric monoidal category freely generated over  $\Sigma$  and let  $\mathbf{S}_{\Sigma, \mathcal{E}}$  be  $\mathbf{S}_\Sigma$  quotiented by the equations in  $\mathcal{E}$ .

**Remark 2.2.** One can also define a *multi-sorted* SMT, in which wires can be of multiple colours. In this paper we will only consider the single-sorted case, but the results generalise easily using the results of [BGK<sup>+</sup>22a, BGK<sup>+</sup>22b].

While one could reason in  $\mathbf{S}_\Sigma$  using the one-dimensional categorical term language, it is more intuitive to reason with *string diagrams* [JS91, Sel11], which represent *equivalence classes* of terms up to the axioms of SMCs. In the language of string diagrams, a generator  $\phi: m \rightarrow n$  is drawn as a box  $m\text{-}\overline{\phi}\text{-}n$ , the identity  $\text{id}_n$  as  $n\text{-}\overline{\text{id}}\text{-}n$ , and the symmetry  $\sigma_{m,n}$  as  $m\text{-}\overline{\sigma}\text{-}n$ . Composite terms will be illustrated as wider boxes  $m\text{-}\overline{f}\text{-}n$  to distinguish them from generators. Diagrammatic order composition  $m\text{-}\overline{f}\text{-}n \circledast n\text{-}\overline{g}\text{-}p$  is defined as horizontal juxtaposition  $m\text{-}\overline{f}\text{-}\overline{g}\text{-}p$  and tensor  $m\text{-}\overline{f}\text{-}n \otimes p\text{-}\overline{g}\text{-}q$  as vertical juxtaposition  $m\text{-}\overline{f}\text{-}n$  over  $p\text{-}\overline{g}\text{-}q$ .

Figure 1: The equations of PROPs, represented in string diagram notation

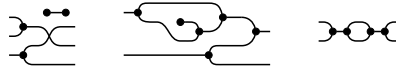
The power of string diagrams comes from how they ‘absorb’ the equations of SMCs, as shown in Figure 1. One should not think that this is merely a convenient notation; string diagrams for symmetric monoidal categories are a mathematically rigorous language in their own right.

**Theorem 2.3** ([JS91], Thm. 2.3). *Given two terms  $f, g \in \mathbf{S}_\Sigma$ ,  $f = g$  by axioms of SMCs if and only if their string diagrams are isomorphic.*

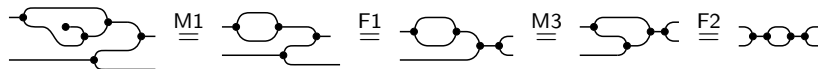
String diagrams clearly illustrate the differences between the *syntactic* category  $\mathbf{S}_\Sigma$  and the *semantic* category  $\mathbf{S}_{\Sigma, \mathcal{E}}$ . In the former, only ‘structural’ equalities of the axioms of SMCs hold: moving boxes around while retaining connectivity. In the latter, more equations hold so terms with completely different boxes and connectivity can be equal.

**Example 2.4.** The monoidal theory of *special commutative Frobenius algebras* is defined as  $(\Sigma_{\mathbf{Frob}}, \mathcal{E}_{\mathbf{Frob}})$  where  $\Sigma_{\mathbf{Frob}} := \{ \begin{array}{c} \square \\ \square \end{array}, \begin{array}{c} \square \\ \square \end{array}, \begin{array}{c} \square \\ \square \end{array}, \begin{array}{c} \square \\ \square \end{array} \}$  and the equations of  $\mathcal{E}_{\mathbf{Frob}}$  are listed in Figures 2, 3, and 4. We write  $\mathbf{Frob} := \mathbf{S}_{\Sigma_{\mathbf{Frob}}, \mathcal{E}_{\mathbf{Frob}}}$ .

Terms in  $\mathbf{Frob}$  are all the ways of composing the generators of  $\Sigma_{\mathbf{Frob}}$  in sequence and parallel. For example, the following are all terms in  $\mathbf{Frob}$ :



Using the equations of  $\mathcal{E}_{\mathbf{Frob}}$ , we can show that the latter two terms are equal in  $\mathbf{Frob}$ :



Since the diagrammatic notation takes care of the axioms of SMCs, we only need to worry about the equations of the monoidal theory.

Reasoning equationally using string diagrams is certainly attractive as a pen-and-paper method, but for larger systems it quickly becomes intractable to do this by hand. Instead, it

$$\begin{array}{c} \text{---} \curvearrowright \text{---} = \text{---} \quad (\text{M1}) \quad \curvearrowright \text{---} = \text{---} \curvearrowright \text{---} \quad (\text{M3}) \quad \curvearrowright \text{---} = \text{---} \times \text{---} \quad (\text{M4}) \end{array}$$

 Figure 2: Equations  $\mathcal{E}_{\text{CMon}}$  of a *commutative monoid*

$$\begin{array}{c} \text{---} \curvearrowleft \text{---} = \text{---} \quad (\text{C1}) \quad \text{---} \curvearrowleft \text{---} = \text{---} \curvearrowleft \text{---} \quad (\text{C3}) \quad \text{---} \curvearrowleft \text{---} = \text{---} \times \text{---} \quad (\text{C4}) \end{array}$$

 Figure 3: Equations  $\mathcal{E}_{\text{CComon}}$  of a *commutative comonoid*

$$\begin{array}{c} \text{---} \curvearrowright \text{---} = \text{---} \curvearrowleft \text{---} \quad (\text{F1}) \quad \text{---} \curvearrowleft \text{---} = \text{---} \curvearrowright \text{---} \quad (\text{F2}) \quad \text{---} \circlearrowleft \text{---} = \text{---} \quad (\text{F3}) \end{array}$$

 Figure 4: Equations  $\mathcal{E}_{\text{Frob}}$  of a *special commutative Frobenius algebra*, in addition to those in Figures 2 and 3

is desirable to perform equational reasoning *computationally*. Unfortunately, string diagrams as topological objects are not particularly suited for this purpose; it is more suitable to use a combinatorial representation. Fortunately, this has been well studied recently, first with *string graphs* [DK13, Kis12] and later with *hypergraphs* [BGK<sup>+</sup>22a, BGK<sup>+</sup>22b, BGK<sup>+</sup>22c], a generalisation of regular graphs in which edges can be the source or target of an arbitrary number of vertices. In this paper we are concerned with the latter.

Hypergraphs are formally defined as objects in a functor category.

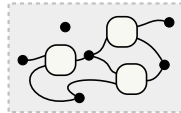
**Definition 2.5** (Hypergraph). Let  $\mathbf{X}$  be the category containing objects  $(k, l)$  for  $k, l \in \mathbb{N}$  and one additional object  $\star$ . For each  $(k, l)$  there are  $k + l$  morphisms  $(k, l) \rightarrow \star$ . Let  $\mathbf{Hyp}$  be the functor category  $[\mathbf{X}, \mathbf{Set}]$ .

An object in  $\mathbf{Hyp}$  maps  $\star$  to a set of vertices, and each pair  $(k, l)$  to a set of hyperedges with  $k$  sources and  $l$  targets. Given a hypergraph  $F \in \mathbf{Hyp}$ , we write  $F_\star$  for its set of vertices and  $F_{k,l}$  for the set of edges with  $k$  sources and  $l$  targets. Subsequently each functor induces functions  $s_i: F_{k,l} \rightarrow F_\star$  for  $i < k$  and  $t_j: F_{k,l} \rightarrow F_\star$  for  $j < l$ .

**Example 2.6.** We define the hypergraph  $F$  as follows:

$$\begin{aligned} F_\star &:= \{v_0, v_1, v_2, v_3, v_4, v_5\} & F_{2,1} &:= \{e_0, e_2\} & F_{1,2} &:= \{e_1\} \\ s_0(e_0) &:= v_0 & s_1(e_0) &:= v_2 & s_0(e_1) &:= v_3 & s_1(e_1) &:= v_2 \\ t_0(e_0) &:= v_3 & t_0(e_1) &:= v_5 & t_1(e_1) &:= v_4 & t_0(e_2) &:= v_4 \end{aligned}$$

Much like regular graphs, it is easier to comprehend hypergraphs graphically. Vertices are drawn as black dots and hyperedges as boxes. Tentacles from edges to vertices identify the (ordered) sources and targets. The hypergraph  $F$  is drawn as follows:



Note that the vertices themselves do not have any notion of ordering or directionality.

The graphical notation for hypergraphs already looks very similar to that of string diagrams. However, the boxes are lacking labels for generators in a signature; to remedy this we shall translate signatures themselves into hypergraphs.

**Definition 2.7** (Hypergraph signature [BGK<sup>+</sup>22a]). For a given monoidal signature  $\Sigma$ , its corresponding *hypergraph signature*  $[[\Sigma]]$  is the hypergraph with a single vertex  $v$  and edges  $e_\phi \in [[\Sigma]]_{\text{dom}(\phi), \text{cod}(\phi)}$  for each  $\phi \in \Sigma$ . For a hyperedge  $e_\phi$ ,  $i < \text{dom}(\phi)$  and  $j < \text{cod}(\phi)$ ,  $\mathbf{s}_i(e_\phi) = \mathbf{t}_j(e_\phi) = v$ .

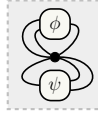
A labelling is then a morphism from a hypergraph to a signature. A morphism of hypergraphs  $f: F \rightarrow G \in \mathbf{Hyp}$  consists of functions  $f_\star$  and  $f_{k,l}$  for each  $k, l \in \mathbb{N}$  preserving sources and targets in the obvious way.

**Example 2.8.** Let  $\Sigma = \{\phi: 2 \rightarrow 1, \psi: 1 \rightarrow 2\}$  be a monoidal signature. The corresponding monoidal signature  $[[\Sigma]]$  is

$$[[\Sigma]]_\star := \{v_0\} \quad [[\Sigma]]_{2,1} := \{e_\phi\} \quad [[\Sigma]]_{1,2} := \{e_\psi\}$$

$$\mathbf{s}_0(e_\phi) := v_0 \quad \mathbf{s}_1(e_\phi) := v_0 \quad \mathbf{s}_0(e_\psi) := v_0 \quad \mathbf{t}_0(e_\psi) := v_0 \quad \mathbf{t}_1(e_\psi) := v_0$$

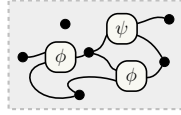
and is drawn as follows:



Recall the hypergraph  $F$  from Example 2.6; one labelling  $\Gamma: F \rightarrow [[\Sigma]]$  could be defined as

$$\Gamma(-) := v_0 \quad \Gamma(e_0) := e_\phi \quad \Gamma(e_1) := e_\psi \quad \Gamma(e_2) := e_\phi$$

We simply call the morphism  $\Gamma$  a *labelled hypergraph* and draw it as a regular hypergraph but with labelled edges.



Note that if there are multiple generators with the same arity and coarity in a signature, there may well be multiple valid labellings of a hypergraph.

A category of labelled hypergraphs is defined using another piece of categorical machinery.

**Definition 2.9** (Slice category [Law63]). For a category  $\mathbf{C}$  and an object  $C \in \mathbf{C}$ , the *slice category*  $\mathbf{C}/C$  is the category with objects the morphisms of  $\mathbf{C}$  with target  $C$ , and where a morphism  $(f: X \rightarrow C) \rightarrow (f': X' \rightarrow C)$  is a morphism  $g: X \rightarrow X' \in \mathbf{C}$  such that  $f' \circ g = f$ .

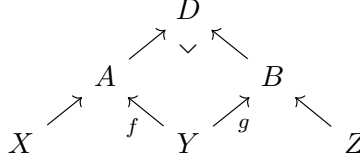
**Definition 2.10** (Labelled hypergraph [BGK<sup>+</sup>22a]). For a monoidal signature  $\Sigma$ , let the category  $\mathbf{Hyp}_\Sigma$  be defined as the slice category  $\mathbf{Hyp}/[[\Sigma]]$ .

There is another difference between hypergraphs and string diagrams. While (labelled) hypergraphs may have dangling vertices, they do not have *interfaces* specifying the order of inputs and outputs. These can be provided using *cospan*s.

**Definition 2.11** (Categories of cospan [BGK<sup>+</sup>22b]). For a finitely cocomplete category  $\mathbf{C}$ , a *cospan* from  $X \rightarrow Y$  is a pair of arrows  $X \rightarrow A \leftarrow Y$ . A *cospan morphism*  $(X \xrightarrow{f} A \xleftarrow{g} Y) \rightarrow (X \xrightarrow{h} B \xleftarrow{k} Y)$  is a morphism  $\alpha: A \rightarrow B \in \mathbf{C}$  such that the following diagram commutes:

$$\begin{array}{ccccc} & & A & & \\ & f \rightarrow & & \leftarrow g & \\ X & & \downarrow \alpha & & Y \\ & h \rightarrow & B & \leftarrow k & \end{array}$$

Two cospans  $X \rightarrow A \leftarrow Y$  and  $X \rightarrow B \leftarrow Y$  are *isomorphic* if there exists a morphism of cospans as above where  $\alpha$  is an isomorphism. Composition is by pushout:



The identity is  $X \xrightarrow{\text{id}_X} X \xleftarrow{\text{id}_X} X$ . The category of cospans over  $\mathbf{C}$ , denoted  $\mathbf{Csp}(\mathbf{C})$ , has as objects the objects of  $\mathbf{C}$  and as morphisms the isomorphism classes of cospans. This category has monoidal product given by the coproduct in  $\mathbf{C}$  and has monoidal unit given by the initial object  $0 \in \mathbf{C}$ .

The interfaces of a hypergraph can be specified as cospans by having the ‘legs’ of the cospan pick vertices in the graph at the apex.

**Definition 2.12** (Discrete hypergraph). A hypergraph is called *discrete* if it has no edges.

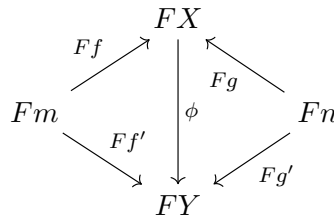
A discrete hypergraph  $F$  with  $|F_\star| = n$  is written as  $n$  when clear from context. Morphisms from discrete hypergraphs to a main graph pick out the vertices in the interface. To establish a category of cospans in which the legs are discrete hypergraphs, and moreover to establish an *ordering* on these discrete hypergraphs, we move from using plain cospans of hypergraphs to cospans in which the legs are in the image of some functor.

**Theorem 2.13** ([BGK<sup>+</sup>22a], Thm. 3.6). *Let  $\mathbb{X}$  be a PROP whose monoidal product is a coproduct,  $\mathbf{C}$  a category with finite colimits, and  $F: \mathbb{X} \rightarrow \mathbf{C}$  a coproduct-preserving functor. Then there exists a PROP  $\mathbf{Csp}_F(\mathbf{C})$  whose arrows  $m \rightarrow n$  are isomorphism classes of cospans  $Fm \rightarrow C \leftarrow Fn$ .*

*Proof.* Composition is given by pushout. For cospans  $Fm \rightarrow C \leftarrow Fn$  and  $Fp \rightarrow C \leftarrow Fq$ , their coproduct is given by  $Fm + Fp \rightarrow C + D \leftarrow Fn + Fq$ :  $F(m + p) \cong Fm + Fp$  and  $F(n + q) \cong Fn + Fq$  because  $F$  preserves coproducts. Symmetries in  $\mathbb{X}$  are determined by the universal property of the coproduct; they are inherited by  $\mathbf{Csp}_F(\mathbf{C})$  because  $F$  preserves coproducts.  $\square$

**Theorem 2.14** ([BGK<sup>+</sup>22a], Thm. 3.8). *Let  $\mathbb{X}$  be a PROP whose monoidal product is a coproduct,  $\mathbf{C}$  a category with finite colimits, and  $F: \mathbb{X} \rightarrow \mathbf{C}$  a colimit-preserving functor. Then there is a homomorphism of PROPs  $\tilde{F}: \mathbf{Csp}(\mathbb{X}) \rightarrow \mathbf{Csp}_F(\mathbf{C})$  that sends  $m \xrightarrow{f} X \xleftarrow{g} n$  to  $Fm \xrightarrow{Ff} FX \xleftarrow{Fg} Fn$ . If  $F$  is full and faithful, then  $\tilde{F}$  is faithful.*

*Proof.* Since  $F$  preserves finite colimits, it preserves composition (pushout) and monoidal product (coproduct); symmetries are clearly preserved. To show that  $\tilde{F}$  is faithful when  $F$  is full and faithful, suppose that  $\tilde{F}(m \xrightarrow{f} X \xleftarrow{g} n) = \tilde{F}(m \xrightarrow{f'} X \xleftarrow{g'} n)$ . This gives us the following commutative diagram in  $\mathbf{C}$ :



where  $\phi$  is an isomorphism as objects in  $\mathbf{Csp}_F(\mathbf{C})$  are isomorphism classes of cospans. As  $F$  is full, there exists  $\psi: X \rightarrow Y$  such that  $F\psi = \phi$ . As  $F$  is faithful,  $\psi$  is an isomorphism; this means  $m \xrightarrow{f} X \xleftarrow{g} n$  and  $m \xrightarrow{f'} X \xleftarrow{g'} n$  are equal in  $\mathbf{Csp}(\mathbb{X})$ , so  $\tilde{F}$  is faithful.  $\square$

In our setting, this functor will be from the category of finite sets.

**Definition 2.15.** Let  $\mathbf{FinSet}$  be the PROP with morphisms  $m \rightarrow n$  the functions between finite sets  $[m] \rightarrow [n]$ .

**Definition 2.16** ([BGK<sup>+</sup>22a]). Let  $D: \mathbf{FinSet} \rightarrow \mathbf{Hyp}_\Sigma$  be a faithful, coproduct-preserving functor that sends each object  $[n] \in \mathbf{FinSet}$  to the discrete hypergraph  $n \in \mathbf{Hyp}_\Sigma$  and each morphism to the induced homomorphism of discrete hypergraphs.

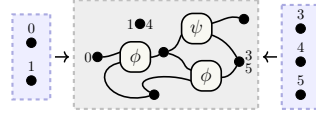
$D$  (for ‘discrete’) maps a finite set  $[n] := \{0, 1, \dots, n-1\}$  to the discrete hypergraph with  $n$  vertices. The functor induces an underlying function between sets  $[n] \rightarrow n_*$ ; this establishes an ordering on the interfaces.

By combining the above theorems and definitions we obtain the category  $\mathbf{Csp}_D(\mathbf{Hyp}_\Sigma)$  with objects *discrete cospans of hypergraphs*. Since the legs of each cospan are discrete hypergraphs with  $n$  vertices, this is another PROP.

**Example 2.17.** Recall the labelled hypergraph  $F$  from Example 2.8. We assign interfaces to it as the cospan  $3 \xrightarrow{f} F \xleftarrow{g} 3$ , where

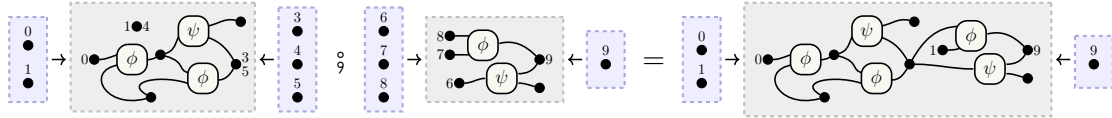
$$\begin{aligned} f(D0) = v_0 \quad f(D1) = v_1 \\ g(D0) = v_4 \quad g(D1) = v_1 \quad g(D2) = v_4 \end{aligned}$$

Interfaces are drawn on the left and right of a main graph, with numbers illustrating the action of the cospan maps.

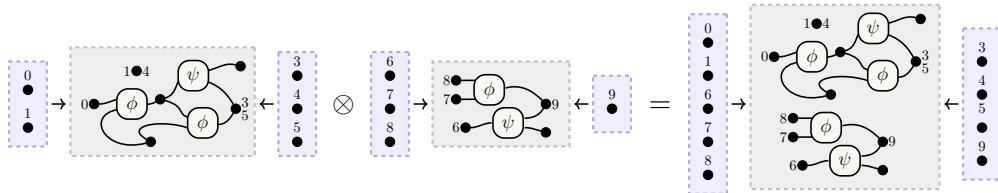


For clarity, we number the outputs after the inputs, but this does not reflect the mapping performed by  $D$ .

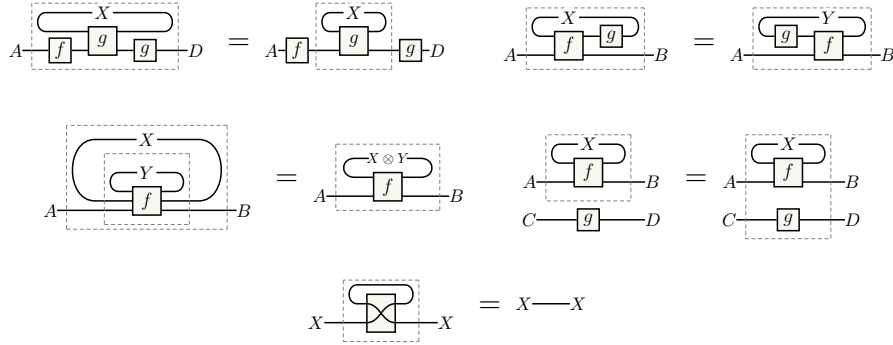
Composition in  $\mathbf{Csp}_D(\mathbf{Hyp}_\Sigma)$  is by pushout; effectively the vertices in the output of the first cospan are ‘glued together’ with the inputs of the second.



Tensor in  $\mathbf{Csp}_D(\mathbf{Hyp}_\Sigma)$  is by direct product; putting cospans on top of each other.






 Figure 5: Equations that hold in any *symmetric traced monoidal category*

$$\begin{array}{c} X \\ \curvearrowright \\ X \end{array} = X \longrightarrow X \quad \begin{array}{c} X \\ \curvearrowleft \\ X \end{array} = X \longrightarrow X$$

 Figure 6: Equations that hold in any *compact closed category*

### 3. HYPERGRAPHS FOR TRACED CATEGORIES

We wish to use the hypergraph framework for a setting with a *trace*.

**Definition 3.1** (Symmetric traced monoidal category [JSV96, Has09]). A *symmetric traced monoidal category* (STMC) is a symmetric monoidal category  $\mathbf{C}$  equipped with a family of functions  $\text{Tr}_{A,B}^X(-): \mathbf{C}(X \otimes A, X \otimes B) \rightarrow \mathbf{C}(A, B)$  for any objects  $A, B$  and  $X$  satisfying the axioms of STMCs listed in Figure 5.

In string diagrams, the trace is represented by joining output wires to input wires:

$$\text{Tr}_{A,B}^X \left( \begin{array}{c} X \\ \boxed{f} \\ A \end{array} \begin{array}{c} X \\ \boxed{g} \\ B \end{array} \right) \stackrel{\text{def}}{=} \begin{array}{c} \boxed{f} \\ \boxed{g} \end{array}$$

Much like ‘vanilla’ SMCs, symmetric *traced* monoidal categories enjoy a sound and complete graphical notation.

**Definition 3.2.** For a monoidal signature  $\Sigma$ , let  $\mathbf{T}_\Sigma$  be the STMC freely generated over  $\Sigma$ . For a set of equations  $\mathcal{E}$ , let  $\mathbf{T}_{\Sigma,\mathcal{E}}$  be defined as  $\mathbf{T}_\Sigma/\mathcal{E}$ .

**Theorem 3.3** ([Kis14], Cor. 6.14). *Given two terms  $f, g \in \mathbf{T}_\Sigma$ ,  $f = g$  by axioms of STMCs if and only if their string diagrams are isomorphic.*

While we are primarily concerned with traced categories in this paper, they are not the only kind of category in which wires can ‘bend’. An alternative is that of a *compact closed category*, in which the bending is induced by additional generators.

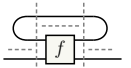
**Definition 3.4** (Compact closed category [KL80]). A *compact closed category* (CCC) is a symmetric monoidal category in which every object  $X$  has a *dual*  $X^*$  equipped with morphisms called the *unit*  $\begin{array}{c} \boxed{X^*} \\ \boxed{X} \end{array}$  (‘cup’) and the *counit*  $\begin{array}{c} \boxed{X} \\ \boxed{X^*} \end{array}$  (‘cap’) satisfying the equations of CCCs listed in Figure 6.

Dual objects are conventionally drawn as wires flowing the ‘other way’, but in this paper this is not necessary as all categories will be *self-dual*: any object  $X$  is equal to  $X^*$ .

The graphical notation is suggestive of links between traced and compact closed categories, and indeed they are: every compact closed category is traced.

$$\begin{array}{c} X \\ Y \\ X \otimes Y \end{array} \begin{array}{c} \rightarrow \\ \rightarrow \\ \rightarrow \end{array} X \otimes Y = \begin{array}{c} X \\ Y \\ X \\ Y \end{array} \begin{array}{c} \rightarrow \\ \rightarrow \\ \rightarrow \\ \rightarrow \end{array} X \\
X \otimes Y \begin{array}{c} \rightarrow \\ \rightarrow \\ \rightarrow \end{array} X \otimes Y = \begin{array}{c} X \\ Y \\ X \\ Y \end{array} \begin{array}{c} \rightarrow \\ \rightarrow \\ \rightarrow \\ \rightarrow \end{array} X \otimes Y = \begin{array}{c} X \\ Y \\ X \\ Y \end{array} \begin{array}{c} \rightarrow \\ \rightarrow \\ \rightarrow \\ \rightarrow \end{array} X \otimes Y \\
\bullet \rightarrow X \otimes Y = \begin{array}{c} \bullet \\ \bullet \end{array} \begin{array}{c} \rightarrow \\ \rightarrow \end{array} X \\
X \otimes Y \bullet = \begin{array}{c} X \\ Y \end{array} \begin{array}{c} \rightarrow \\ \rightarrow \end{array} \bullet$$

Figure 7: Equations  $\mathcal{E}_{\mathbf{Hyp}}$  of a *hypergraph category*, as well as those in Figures 2, 3, and 4

**Proposition 3.5** (Canonical trace ([JSV96], Prop. 3.1)). *Any compact closed category has a trace  $\text{Tr}_{A,B}^X ({}^X_A \square_f^X)$ , called the canonical trace, defined for the self-dual case as .*

The category of interfaced hypergraphs as defined in the previous section already contains the structure necessary to define a trace.

**Definition 3.6** (Hypergraph category [FS19]). A *hypergraph category* is a symmetric monoidal category in which each object  $X$  has a special commutative Frobenius structure in the sense of Example 2.4 satisfying the equations in Figure 7.

The prototypical hypergraph category over a signature is the freely generated symmetric monoidal category  $\mathbf{S}_\Sigma$  augmented with the Frobenius generators and equations in **Frob**.

**Corollary 3.7.**  $\mathbf{S}_\Sigma + \mathbf{Frob}$  is a *hypergraph category*.

The presence of the Frobenius structure in a hypergraph category is enough to induce a compact closed structure.

**Lemma 3.8** ([RSW05], Prop. 2.8). *Every hypergraph category is self-dual compact closed.*

*Proof.* The cup on a given object is defined as  $\square_A^A := \bullet \leftarrow_A^A$  and the cap as  ${}^A \square_A := {}^A \rightarrow_A$ . The snake equations follow by applying the Frobenius equation and unitality:

$$\begin{array}{c} \bullet \\ \bullet \end{array} \begin{array}{c} \rightarrow \\ \rightarrow \end{array} \begin{array}{c} \bullet \\ \bullet \end{array} = \begin{array}{c} \bullet \\ \bullet \end{array} \begin{array}{c} \rightarrow \\ \rightarrow \end{array} \begin{array}{c} \bullet \\ \bullet \end{array} = \text{---} \quad \begin{array}{c} \bullet \\ \bullet \end{array} \begin{array}{c} \rightarrow \\ \rightarrow \end{array} \begin{array}{c} \bullet \\ \bullet \end{array} = \begin{array}{c} \bullet \\ \bullet \end{array} \begin{array}{c} \rightarrow \\ \rightarrow \end{array} \begin{array}{c} \bullet \\ \bullet \end{array} = \text{---} \quad \square$$

The term ‘hypergraph category’ should not be confused with the category of hypergraphs **Hyp**, which is not itself a hypergraph category. However, the category of *cospan*s of hypergraphs is such a category.

**Proposition 3.9** ([CW87, BGK<sup>+</sup>22a]).  $\mathbf{Csp}_D(\mathbf{Hyp}_\Sigma)$  is a *hypergraph category*.

*Proof.* A Frobenius structure can be defined on  $\mathbf{Csp}_D(\mathbf{Hyp}_\Sigma)$  for each  $n \in \mathbb{N}$  as follows:

$$\begin{array}{c} n \\ n \end{array} \square^n := n + n \rightarrow n \leftarrow n \quad \square^n := 0 \rightarrow n \leftarrow n \\
n \leftarrow \square^n := n \rightarrow n \leftarrow n + n \quad n \square^n := n \rightarrow n \leftarrow 0 \quad \square$$

**Corollary 3.10.**  $\mathbf{Csp}_D(\mathbf{Hyp}_\Sigma)$  is *compact closed*.

**Corollary 3.11.**  $\mathbf{Csp}_D(\mathbf{Hyp}_\Sigma)$  has a *trace*.

This means that a STMC freely generated over a signature faithfully embeds into a CCC generated over the same signature, mapping the trace in the former to the canonical trace in the latter. However, this mapping is not *full*: there are terms in a CCC that are not terms in a STMC, such as  $\square_\emptyset$ . We must restrict the cospan of hypergraphs in  $\mathbf{Csp}_D(\mathbf{Hyp}_\Sigma)$  we use for *traced* terms.

**Lemma 3.12.**  $\mathbf{T}_\Sigma$  is a *subcategory* of  $\mathbf{S}_\Sigma + \mathbf{Frob}$ .

*Proof.* Since  $\mathbf{Hyp}_\Sigma$  is compact closed, it has a (canonical) trace. For  $\mathbf{T}_\Sigma$  to be a subcategory of  $\mathbf{H}_\Sigma$ , every morphism of the former must also be a morphism on the latter. Since the two categories are freely generated (with the trace constructed through the Frobenius generators in the latter), all that remains is to check that every morphism in  $\mathbf{T}_\Sigma$  is a unique morphism in  $\mathbf{H}_\Sigma$ , i.e. the equations of  $\mathbf{Frob}$  do not merge any together. This is trivial since the equations do not apply to the construction of the canonical trace.  $\square$

**Definition 3.13.** Let  $[-]_\Sigma^{\mathbf{T}}: \mathbf{T}_\Sigma \rightarrow \mathbf{S}_\Sigma + \mathbf{Frob}$  be the inclusion functor of Lemma 3.12.

**Corollary 3.14.**  $[-]_\Sigma^{\mathbf{T}}$  is faithful.

**3.1. Properties of hypergraph cospans.** In [BGK<sup>+</sup>16], it is shown that terms in a (non-traced) symmetric monoidal category are interpreted via a faithful functor into a sub-PROP of  $\mathbf{Csp}_D(\mathbf{Hyp}_\Sigma)$  named  $\mathbf{MACsp}_{D_C}(\mathbf{Hyp}_{C,\Sigma})$  (‘monogamous acyclic cospans’). We will first examine the conditions required for the symmetric monoidal case, before adapting these for our purpose.

The first property is known as *monogamy*: informally, this means that every vertex has exactly one ‘in’ and ‘out’ connection, be it to an edge or an interface. This corresponds to the fact that wires in symmetric monoidal categories cannot arbitrarily fork or join.

**Definition 3.15.** For a hypergraph  $F \in \mathbf{Hyp}_\Sigma$ , the *degree* of a vertex  $v \in F_\star$  is a tuple  $(i, o)$  where  $i$  is the number of and  $o$  is similarly the number of pairs  $(e, j)$  where  $e$  is a hyperedge with  $v$  as its  $j$ th target.

**Definition 3.16** (Monogamy ([BGK<sup>+</sup>22b], Def. 13)). For a cospan  $m \xrightarrow{f} F \xleftarrow{g} n$  in  $\mathbf{Csp}_D(\mathbf{Hyp}_\Sigma)$ , let  $\text{in}(F)$  be the image of  $f$  and let  $\text{out}(F)$  be the image of  $g$ . The cospan  $m \xrightarrow{f} F \xleftarrow{g} n$  is *monogamous* if  $f$  and  $g$  are mono and, for all nodes  $v$ , the degree of  $v$  is

$$\begin{array}{ll} (0, 0) & \text{if } v \in \text{in}(F) \wedge v \in \text{out}(F) \\ (0, 1) & \text{if } v \in \text{in}(F) \\ (1, 0) & \text{if } v \in \text{out}(F) \\ (1, 1) & \text{otherwise} \end{array}$$

The second condition on cospans in  $\mathbf{MACsp}_{D_C}(\mathbf{Hyp}_{C,\Sigma})$  is that all hypergraphs are *acyclic*, as in symmetric monoidal terms all wires must flow from left to right.

**Definition 3.17** (Predecessor ([BGK<sup>+</sup>22b], Def. 18)). A hyperedge  $e$  is a *predecessor* of another hyperedge  $e'$  if there exists a node  $v$  in the sources of  $e$  and the targets of  $e'$ .

**Definition 3.18** (Path ([BGK<sup>+</sup>22b], Def. 19)). A *path* between two hyperedges  $e$  and  $e'$  is a sequence of hyperedges  $e_0, \dots, e_{n-1}$  such that  $e = e_0$ ,  $e' = e_{n-1}$ , and for each  $i < n - 1$ ,  $e_i$  is a predecessor of  $e_{i+1}$ . A subgraph  $H$  is the *start* or *end* of a path if it contains a node in the sources of  $e$  or the targets of  $e'$  respectively.

Since nodes are single-element subgraphs, one can also talk about paths from nodes.

**Definition 3.19** (Acyclicity ([BGK<sup>+</sup>22b], Def. 20)). A hypergraph  $F$  is *acyclic* if there is no path from a node to itself. A cospan  $m \rightarrow F \leftarrow n$  is *acyclic* if  $F$  is.

Cospans of hypergraphs with these properties form a sub-PROP of  $\mathbf{Csp}_{D_C}(\mathbf{Hyp}_{C,\Sigma})$ .

**Lemma 3.20** ([BGK<sup>+</sup>22b], Lems. 15-17). *The following statements hold:*

- (1) *identities and symmetries are monogamous;*
- (2) *monogamicity is preserved by composition; and*

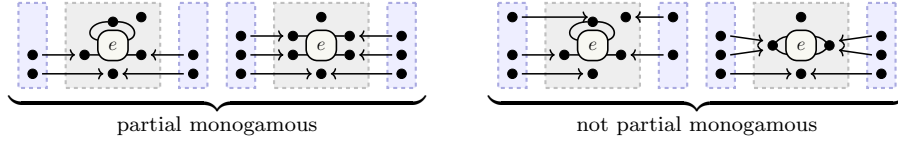


Figure 8: Examples of cospans that are and are not partial monogamous

(3) *monogamicity is preserved by tensor.*

**Corollary 3.21.** *There is a sub-PROP of  $\mathbf{Csp}_D(\mathbf{Hyp}_\Sigma)$ , named  $\mathbf{MACsp}_{D_C}(\mathbf{Hyp}_{C,\Sigma})$ , containing only the monogamous acyclic cospans of hypergraphs.*

These two conditions are enough to establish a correspondence between monogamous acyclic cospans of hypergraphs and symmetric monoidal terms.

**Theorem 3.22** ([BGK<sup>+</sup>22b], Cor. 26). *There is an isomorphism  $\mathbf{S}_\Sigma \cong \mathbf{MACsp}_D(\mathbf{Hyp}_\Sigma)$ .*

We want to show a similar result for *traced* terms. Clearly, to model trace the acyclicity condition must be dropped. For the most part, monogamy also applies to the traced case: wires cannot arbitrarily fork and join. There is one nuance: the trace of the identity. This is depicted as a closed loop  $\text{Tr}^1 \left( \begin{array}{c} \square \\ \square \end{array} \right) = \bigcirc$ , and one might think that it can be discarded, i.e.  $\bigcirc = \square$ . This is *not* always the case, such as in the category of finite dimensional vector spaces [Has97, Sec. 6.1].

These closed loops must be represented in the hypergraph framework: there is a natural representation as a lone vertex disconnected from either interface. In fact, this is exactly how the canonical trace applied to an identity is interpreted in  $\mathbf{Csp}_D(\mathbf{Hyp}_\Sigma)$ . This means we need a weaker version of monogamy, which we dub *partial monogamy*.

**Definition 3.23** (Partial monogamy). For a cospan  $m \xrightarrow{f} F \xleftarrow{g} n \in \mathbf{Csp}_D(\mathbf{Hyp}_\Sigma)$ , we say it is *partial monogamous* if  $f$  and  $g$  are mono and, for all nodes  $v \in F_\star$ , the degree of  $v$  is

$$\begin{array}{ll} (0, 0) & \text{if } v \in f_\star \wedge v \in g_\star \\ (0, 1) & \text{if } v \in f_\star \\ (1, 0) & \text{if } v \in g_\star \\ (0, 0) \text{ or } (1, 1) & \text{otherwise} \end{array}$$

Intuitively, partial monogamy means that each vertex has either exactly one ‘in’ and one ‘out’ connection to an edge or to an interface, or none at all.

**Example 3.24.** Examples of cospans that are and are not partial monogamous are shown in Figure 8.

In order to establish a correspondence between cospans of partial monogamous hypergraphs, they need to be assembled into another sub-PROP of  $\mathbf{Csp}_D(\mathbf{Hyp}_\Sigma)$ .

**Lemma 3.25.** *Identities and symmetries are partial monogamous.*

*Proof.* By Lemma 3.20, identities and symmetries are monogamous, so they must also be partial monogamous.  $\square$

**Lemma 3.26.** *Given partial monogamous cospans  $m \rightarrow F \leftarrow n$  and  $n \rightarrow G \leftarrow p$ , the composition  $(m \rightarrow F \leftarrow n) \circ (n \rightarrow G \leftarrow p)$  is partial monogamous.*

*Proof.* By Lemma 3.20, composition preserves monogamicity. The only difference between partial monogamous cospans and monogamous ones is that the former may have cycles and

nodes of degree  $(0, 0)$  not in the interfaces. Since neither of these can be in the interfaces they cannot be altered by composition, so partial monogamy must also be preserved.  $\square$

**Lemma 3.27.** *Given partial monogamous cospans  $m \rightarrow F \leftarrow n$  and  $p \rightarrow G \leftarrow q$ , the tensor  $(m \rightarrow F \leftarrow n) \otimes (p \rightarrow G \leftarrow q)$  is partial monogamous.*

*Proof.* As with composition, tensor preserves monogamicity by Lemma 3.20, and as it does not affect the degree of nodes then it preserves partial monogamy as well.  $\square$

As partial monogamicity is preserved by both forms of composition, the partial monogamous cospans themselves form a PROP.

**Definition 3.28.** Let  $\text{PMCsp}_D(\mathbf{Hyp}_\Sigma)$  be the sub-PROP of  $\text{Csp}_D(\mathbf{Hyp}_\Sigma)$  containing only the partial monogamous cospans of hypergraphs.

We are not done yet: we must show that  $\text{PMCsp}_D(\mathbf{Hyp}_\Sigma)$  is also traced. Although  $\text{Csp}_D(\mathbf{Hyp}_\Sigma)$  already has a trace, we must make sure that this does not degenerate for cospans of partial monogamous hypergraphs.

**Theorem 3.29.** *The canonical trace is a trace on  $\text{PMCsp}_D(\mathbf{Hyp}_\Sigma)$ .*

*Proof.* Consider a partial monogamous cospan  $x + m \xrightarrow{f+h} F \xleftarrow{g+k} x + n$ ; we must show that its trace  $m \xrightarrow{h} F' \xleftarrow{k} n$  is also partial monogamous. Only the vertices in the image of  $f$  and  $g$  are affected by the trace: for each element  $a \in x$ ,  $f(a)$  and  $g(a)$  will be merged together in the traced graph, summing their degrees. If these vertices are in the image of  $h$  or  $k$  then this will be preserved in the traced cospan. We now consider the various cases:

- if  $f(a) = g(a)$ , then this vertex must have degree  $(0, 0)$ ; the traced vertex will still have degree  $(0, 0)$  and will no longer be in the interface;
- if  $f(a)$  is also in the image of  $n \rightarrow F$  and  $g(i)$  is also in the image of  $m \rightarrow F$ , then both  $f(a)$  and  $g(a)$  have degree  $(0, 0)$ ; the traced vertex will still have degree  $(0, 0)$  and be in both interfaces of the traced cospan;
- if  $f(a)$  is also in the image of  $n \rightarrow F$ , then  $f(i)$  has  $(0, 0)$  and  $g(a)$  will have degree  $(1, 0)$ , so the traced vertex will have degree  $(1, 0)$  and be in the image of  $n \rightarrow F'$ ; and
- if  $g(i)$  is in the image of  $m \rightarrow F$ , then the above argument applies in reverse.

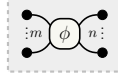
In all these cases, partial monogamy is preserved, so the canonical trace is still suitable for working with cospans of partial monogamous hypergraphs.  $\square$

Crucially, while we leave  $\text{PMCsp}_D(\mathbf{Hyp}_\Sigma)$  in order to construct the trace using the cup and cap, the resulting cospan *is* in  $\text{PMCsp}_D(\mathbf{Hyp}_\Sigma)$ .

**3.2. From terms to graphs.** Partial monogamous hypergraphs are the domain in which we will interpret terms in symmetric monoidal theories equipped with a trace. A *(traced) PROP morphism* is a strict (traced) symmetric monoidal functor between PROPs. For  $\text{PMCsp}_{FI}(\mathbf{Hyp}_\Sigma)$  to be suitable for reasoning with a traced category  $\mathbf{T}_\Sigma$  for some given signature, there must be a *full and faithful* PROP morphism  $\mathbf{T}_\Sigma \rightarrow \text{PMCsp}_{FI}(\mathbf{Hyp}_\Sigma)$ .

We exploit the interplay between compact closed and traced categories in order to reuse the existing PROP morphisms from [BGK<sup>+</sup>22a] for the traced case. Since  $\mathbf{S}_\Sigma$  is freely generated, these PROP morphisms can be defined solely on generators.

**Definition 3.30** ([BGK<sup>+</sup>22a]). Let  $\llbracket - \rrbracket_\Sigma: \mathbf{S}_\Sigma \rightarrow \mathbf{Csp}_D(\mathbf{Hyp}_\Sigma)$  be a PROP morphism defined on generators as  $\llbracket m \text{---} \phi \text{---} n \rrbracket_\Sigma := m \rightarrow$



$\leftarrow n$ .

**Definition 3.31.** Let  $[-]_\Sigma: \mathbf{Frob} \rightarrow \mathbf{Csp}_D(\mathbf{Hyp}_\Sigma)$  be a PROP morphism defined as in Proposition 3.9.

**Definition 3.32.** Let the PROP morphism  $\langle\langle - \rangle\rangle_\Sigma: \mathbf{S}_\Sigma + \mathbf{Frob} \rightarrow \mathbf{Csp}_D(\mathbf{Hyp}_\Sigma)$  be the copairing of  $\llbracket - \rrbracket_\Sigma$  and  $[-]_\Sigma$ .

To map from traced terms to cospans of hypergraphs, we translate them into  $\mathbf{S}_\Sigma + \mathbf{Frob}$  using the inclusion functor  $[-]_\Sigma^{\mathbf{T}}$ , then use the previously defined PROP morphism  $\langle\langle - \rangle\rangle_\Sigma$  to map into  $\mathbf{Csp}_D(\mathbf{Hyp}_\Sigma)$ . A diagram showing the interaction of these PROP morphisms can be seen in Figure 9.

We need to show that  $\langle\langle - \rangle\rangle_\Sigma \circ [-]_\Sigma^{\mathbf{T}}$  is full and faithful when restricted to  $\mathbf{PMCsp}_D(\mathbf{Hyp}_\Sigma)$ . Showing that it is faithful is simple:  $[-]_\Sigma^{\mathbf{T}}$  is faithful as it is an inclusion, and the other components have already been done for us.

**Proposition 3.33** ([BGK<sup>+</sup>22a]).  $\llbracket - \rrbracket_\Sigma$  and  $[-]_\Sigma$  are faithful.

So all that remains is to show the fullness. We use a similar strategy to those used in [BGK<sup>+</sup>22a]; we will assemble an arbitrary cospan into a form which is clearly made up of components mapped from  $\mathbf{T}_\Sigma$ .

**Theorem 3.34** ([BGK<sup>+</sup>22b], Thm. 25). A cospan  $m \rightarrow F \leftarrow n$  is in the image of  $\llbracket - \rrbracket_\Sigma$  if and only if  $m \rightarrow F \leftarrow n$  is monogamous acyclic.

**Theorem 3.35.** A cospan  $m \rightarrow F \leftarrow n$  is in the image of  $\langle\langle - \rangle\rangle_\Sigma \circ [-]_\Sigma^{\mathbf{T}}$  if and only if it is partial monogamous.

*Proof.* Since the generators of  $\mathbf{T}_\Sigma$  are mapped to monogamous cospans by  $\langle\langle - \rangle\rangle_\Sigma \circ [-]_\Sigma^{\mathbf{T}}$  and partial monogamy is preserved by composition and trace (Theorem 3.29), every cospan in the image of  $\langle\langle - \rangle\rangle_\Sigma \circ [-]_\Sigma^{\mathbf{T}}$  is partial monogamous.

Now we show that any partial monogamous cospan  $m \xrightarrow{f} F \xleftarrow{g} n$  must be in the image of  $\langle\langle - \rangle\rangle_\Sigma \circ [-]_\Sigma^{\mathbf{T}}$  by constructing an isomorphic cospan from a trace of cospans, in which each component under the trace is in the image of  $\llbracket - \rrbracket_\Sigma$ ; subsequently this means that the entire cospan must be in the image of  $\langle\langle - \rangle\rangle_\Sigma \circ [-]_\Sigma^{\mathbf{T}}$ . The components of the new cospan are as follows:

- let  $L$  be the discrete hypergraph containing vertices with degree  $(0, 0)$  that are not in the image of  $f$  or  $g$ ;
- let  $E$  be the hypergraph containing hyperedges of  $F$  disconnected from each other along with their source and target vertices;
- let  $V$  be the discrete hypergraph containing all the vertices of  $F$ ; and
- let  $S$  and  $T$  be the discrete hypergraphs containing the source and target vertices of hyperedges in  $F$  respectively, with the ordering determined by some order  $e_1, e_2, \dots, e_n$  on the edges in  $F$ .

These parts can be composed to form the following composite:

$$L + T + m \xrightarrow{\text{id} + \text{id} + f} L + V \xleftarrow{\text{id} + \text{id} + g} L + S + n \ ; \ L + S + n \xrightarrow{\text{id}} L + E + n \xleftarrow{\text{id}} L + T + n$$

$$\begin{array}{ccccc}
 \mathbf{CComon} & \xrightarrow{[-]^c} & \mathbf{Frob} & & \\
 \downarrow & & \downarrow & \searrow & \\
 \mathbf{T}_\Sigma + \mathbf{CComon} & \xrightarrow{[-]_\Sigma} & \mathbf{S}_\Sigma + \mathbf{Frob} & \xrightarrow{\llbracket - \rrbracket_\Sigma} & \mathbf{Csp}_D(\mathbf{Hyp}_\Sigma) \\
 \uparrow & \nearrow & \uparrow & \nearrow & \\
 \mathbf{T}_\Sigma & & \mathbf{S}_\Sigma & & 
 \end{array}$$

Figure 9: Interactions between categories of terms and hypergraphs

Finally we take the trace of  $L + T$  over this composite to obtain a cospan which can be checked to be isomorphic to the original cospan  $m \xrightarrow{f} F \xleftarrow{g} n$  by applying the pushouts. The components of the composite under the trace are all monogamous acyclic so must be in the image of  $\llbracket - \rrbracket_\Sigma$  by Theorem 3.34; this means there is a term  $f \in \mathbf{S}_\Sigma$  such that  $\llbracket f \rrbracket_\Sigma$  is isomorphic to the original composite. Clearly the trace of  $f$  is in  $\mathbf{T}_\Sigma$ , and so the trace of the composite is in the image of  $\llbracket - \rrbracket_\Sigma \circ [-]^T_\Sigma$ .  $\square$

**Corollary 3.36.**  $\mathbf{T}_\Sigma \cong \mathbf{PMCsp}_{FI}(\mathbf{Hyp}_\Sigma)$ .

#### 4. HYPERGRAPHS FOR TRACED COMMUTATIVE COMONOID CATEGORIES

We are interested in another element of structure in addition to the trace: the ability to *fork* and *eliminate* wires. This is known as a (*commutative*) *comonoid structure*: categories equipped with such a structure are also known as *gs-monoidal* (*garbage-sharing*) categories [FL23].

**Definition 4.1.** Let  $(\Sigma_{\mathbf{CComon}}, \mathcal{E}_{\mathbf{CComon}})$  be the symmetric monoidal theory of *commutative comonoids*, with  $\Sigma_{\mathbf{CComon}} := \{ \begin{array}{c} \square \\ \leftarrow \\ \square \end{array}, \begin{array}{c} \square \\ \rightarrow \\ \square \end{array} \}$  and  $\mathcal{E}_{\mathbf{CComon}}$  defined as in Figure 3. We write  $\mathbf{CComon} := \mathbf{S}_{\Sigma_{\mathbf{CComon}}, \mathcal{E}_{\mathbf{CComon}}}$ .

From now on, we write ‘comonoid’ to mean ‘commutative comonoid’. There has already been work using hypergraphs for PROPs with a (co)monoid structure [FL23, MPZ23] but these consider *acyclic* hypergraphs: we must ensure that removing the acyclicity condition does not lead to any degeneracies.

**Definition 4.2** (Partial left-monogamy). For a cospan  $m \xrightarrow{f} H \xleftarrow{g} n$ , we say it is *partial left-monogamous* if  $f$  is mono and, for all nodes  $v \in H_\star$ , the degree of  $v$  is  $(0, m)$  if  $v \in f_\star$  and  $(0, m)$  or  $(1, m)$  otherwise, for some  $m \in \mathbb{N}$ .

Partial left-monogamy is a weakening of partial monogamy that allows vertices to have multiple ‘out’ connections, which represent the use of the comonoid structure to fork wires.

**Example 4.3.** Examples of cospans that are and are not partial left-monogamous are shown in Figure 10.

**Remark 4.4.** As with the vertices not in the interfaces with degree  $(0, 0)$  in the vanilla traced case, the vertices not in the interface with degree  $(0, m)$  allow for the interpretation of terms such as  $\text{Tr} \left( \begin{array}{c} \square \\ \leftarrow \\ \square \end{array} \right)$ .

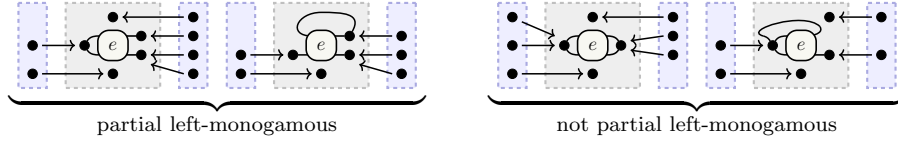


Figure 10: Examples of cospans that are and are not partial left-monogamous

**Lemma 4.5.** *Identities and symmetries are partial left-monogamous.*

*Proof.* Again by Lemma 3.20, identities and symmetries are monogamous so they are also partial left-monogamous.  $\square$

**Lemma 4.6.** *Given partial left-monogamous cospans  $m \rightarrow F \leftarrow n$  and  $n \rightarrow G \leftarrow p$ , the composition  $(m \rightarrow F \leftarrow n) \circledast (n \rightarrow G \leftarrow p)$  is partial left-monogamous.*

*Proof.* We only need to check the in-degree of vertices, as the out-degree can be arbitrary. Only the vertices in the image of  $n \rightarrow G$  have their in-degree modified; they will gain the in-tentacles of the corresponding vertices in the image of  $n \rightarrow F$ . Initially the vertices in  $n \rightarrow G$  must have in-degree 0 by partial monogamy. They can only gain at most one in-tentacle from vertices in  $n \rightarrow F$  as each of these vertices has in-degree 0 or 1 and  $n \rightarrow G$  is mono. So the composite graph is partial left-monogamous.  $\square$

**Lemma 4.7.** *Given partial left-monogamous cospans  $m \rightarrow F \leftarrow n$  and  $p \rightarrow G \leftarrow q$ , the tensor  $(m \rightarrow F \leftarrow n) \otimes (p \rightarrow G \leftarrow q)$  is partial left-monogamous.*

*Proof.* The elements of the original graphs are unaffected so the degrees are unchanged.  $\square$

**Definition 4.8.** Let  $\text{PLMCsp}_{D_C}(\mathbf{Hyp}_{C,\Sigma})$  be the sub-PROP of  $\text{Csp}_{D_C}(\mathbf{Hyp}_{C,\Sigma})$  containing only the partial left-monogamous cospans of hypergraphs.

**Proposition 4.9.** *The canonical trace is a trace on  $\text{PLMCsp}_{D_C}(\mathbf{Hyp}_{C,\Sigma})$ .*

*Proof.* We must show that for any set of vertices in the image of  $x + n \rightarrow K$  merged by the canonical trace, at most one of them can have in-degree 1. But this must be the case because any image in the image of  $x + m \rightarrow K$  must have in-degree 0, and  $x + m \rightarrow K$  is moreover mono so it cannot merge vertices in the image of  $x + n \rightarrow K$ .  $\square$

This category can be equipped with a comonoid structure.

**Definition 4.10.** Let  $[-]_{\Sigma}^{\mathbf{C}}: \mathbf{CComon} \rightarrow \mathbf{Frob}$  be the obvious embedding of  $\mathbf{CComon}$  into  $\mathbf{Frob}$ , and let  $[-]_{\Sigma}: \mathbf{T}_{\Sigma} + \mathbf{Comon} \rightarrow \mathbf{S}_{\Sigma} + \mathbf{Frob}$  be the copairing of  $[-]_{\Sigma}^{\mathbf{T}}$  and  $[-]_{\Sigma}^{\mathbf{C}}$ .

As before, these PROP morphisms are summarised in Figure 9. To show that partial left-monogamy is the correct notion to characterise terms in a traced comonoid setting, it is necessary to ensure that the image of these PROP morphisms lands in  $\text{PLMCsp}_D(\mathbf{Hyp}_{\Sigma})$ .

**Lemma 4.11.** *The image of  $[-]_{\Sigma} \circ [-]_{\Sigma}^{\mathbf{C}}$  is in  $\text{PLMCsp}_D(\mathbf{Hyp}_{\Sigma})$ .*

*Proof.* By definition.  $\square$

**Corollary 4.12.** *The image of  $\langle\langle - \rangle\rangle_{\Sigma} \circ [-]_{\Sigma}$  is in  $\text{PLMCsp}_D(\mathbf{Hyp}_{\Sigma})$ .*

To show the correspondence between  $\mathbf{T}_{\Sigma} + \mathbf{CComon}$  and  $\text{PLMCsp}_D(\mathbf{Hyp}_{\Sigma})$ , we use a similar strategy to Theorem 3.35.



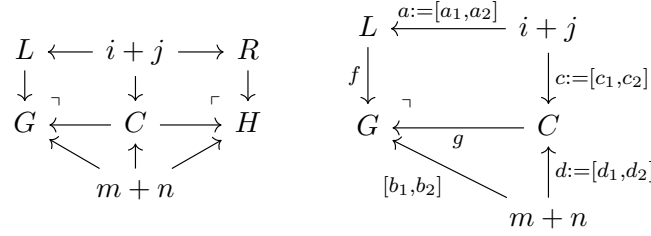


Figure 11: The DPO diagram and a pushout complement

**Lemma 4.13.** *Given a discrete hypergraph  $X \in \mathbf{Hyp}_\Sigma$ , any cospan  $m \xrightarrow{f} X \leftarrow n$  with  $f$  mono is in the image of  $[-]_\Sigma \circ [-]^C$ .*

**Theorem 4.14.**  $\mathbf{T}_\Sigma + \mathbf{CComon} \cong \mathbf{PLMCsp}_D(\mathbf{Hyp}_\Sigma)$ .

*Proof.* Since  $\langle\langle - \rangle\rangle_\Sigma$  and  $[-]_\Sigma^C$  are faithful, it suffices to show that a cospan  $m \rightarrow F \leftarrow n$  in  $\mathbf{PLMCsp}_D(\mathbf{Hyp}_\Sigma)$  can be decomposed into a traced cospan in which every component under the trace is in the image of either  $\langle\langle - \rangle\rangle_\Sigma$  or  $[-]_\Sigma \circ [-]^C$ . This is achieved by taking the construction of Theorem 3.35 and allowing the first component to be partial left-monogamous; by Lemma 4.13 this is in the image of  $[-]_\Sigma \circ [-]^C$ . The remaining components remain in the image of  $\llbracket - \rrbracket_\Sigma$ . Subsequently, the entire traced cospan must be in the image of  $\langle\langle - \rangle\rangle_\Sigma \circ \llbracket - \rrbracket_\Sigma^T \llbracket - \rrbracket_\Sigma^C$ .  $\square$

## 5. GRAPH REWRITING

We have now shown that we can reason up to the axioms of symmetric traced categories with a comonoid structure using hypergraphs: string diagrams equal by topological deformations are translated into isomorphic cospans of hypergraphs. However, to reason about a *monoidal theory* with extra equations we must actually rewrite the components of the graph. In the term realm this is performed with *term rewriting*.

**Definition 5.1** (Term rewriting). A *rewriting system*  $\mathcal{R}$  for a traced PROP  $\mathbf{T}_\Sigma$  consists of a set of *rewrite rules*  $\langle i\text{-}[l]\text{-}j, i\text{-}[r]\text{-}j \rangle$ . Given terms  $m\text{-}[g]\text{-}n$  and  $m\text{-}[h]\text{-}n$  in  $\mathbf{T}_\Sigma$  we write  $m\text{-}[g]\text{-}n \Rightarrow_{\mathcal{R}} m\text{-}[h]\text{-}n$  if there exists rewrite rule  $\langle i\text{-}[l]\text{-}j, i\text{-}[r]\text{-}j \rangle$  in  $\mathcal{R}$  and  $m\text{-}[c]\text{-}n$  in  $\mathbf{T}_\Sigma$  such that  $m\text{-}[g]\text{-}n = \text{cosp}(m\text{-}[l]\text{-}c, c\text{-}[c]\text{-}n)$  and  $m\text{-}[h]\text{-}n = \text{cosp}(m\text{-}[r]\text{-}c, c\text{-}[c]\text{-}n)$  by axioms of STMCs.

The equivalent for graphs is *graph rewriting*. A common framework is that of *double pushout rewriting* (DPO rewriting), which has its roots in the 70s [EK76]. we use an extension, known as *double pushout rewriting with interfaces* (DPOI rewriting) [BGK<sup>+</sup>17].

**Definition 5.2** (DPO rule). Given interfaced hypergraphs  $i \xrightarrow{a_1} L \xleftarrow{a_2} j$  and  $i \xrightarrow{b_1} R \xleftarrow{b_2} j$ , their *DPO rule* in  $\mathbf{Hyp}_\Sigma$  is a span  $L \xleftarrow{[a_1,a_2]} i+j \xrightarrow{[b_1,b_2]} R$ .

**Definition 5.3** (DPO(I) rewriting). Let  $\mathcal{R}$  be a set of DPO rules. Then, for morphisms  $G \leftarrow m+n$  and  $H \leftarrow m+n$  in  $\mathbf{Hyp}_\Sigma$ , there is a rewrite  $G \rightsquigarrow_{\mathcal{R}} H$  if there exist a rule  $L \leftarrow i+j \rightarrow R \in \mathcal{R}$  and cospan  $i+j \rightarrow C \leftarrow m+n \in \mathbf{Hyp}_\Sigma$  such that diagram in the left of Figure 11 commutes.

The first thing to note is that the graphs in the DPO diagram have a *single* interface  $G \leftarrow m + n$  instead of the cospans  $m \rightarrow G \leftarrow n$  we are used to. Before performing DPO rewriting in  $\mathbf{Hyp}_\Sigma$ , the interfaces must be ‘folded’ into one.

**Definition 5.4** ([BGK<sup>+</sup>22b]). Let  $\ulcorner - \urcorner: \mathbf{S}_\Sigma + \mathbf{Frob} \rightarrow \mathbf{S}_\Sigma + \mathbf{Frob}$  be defined as having action  $m\text{-}\boxed{f}\text{-}n \mapsto \overleftarrow{\boxed{f}}^m\text{-}n$ .

Note that the result of applying  $\ulcorner - \urcorner$  is not in the image of  $\langle\langle - \rangle\rangle_\Sigma \circ \lfloor - \rfloor_\Sigma^{\mathbf{T}}$  any more. This is not an issue, so long as we ‘unfold’ the interfaces once rewriting is completed.

**Proposition 5.5** ([BGK<sup>+</sup>22a], Prop. 4.8). *If  $\langle\langle m\text{-}\boxed{f}\text{-}n \rangle\rangle_\Sigma = m \xrightarrow{i} F \xleftarrow{o} n$  then  $\ulcorner \langle\langle \boxed{f} \rangle\rangle_\Sigma \urcorner$  is isomorphic to  $0 \rightarrow F \xleftarrow{i+o} m + n$ .*

In order to apply a given DPO rule  $L \leftarrow i + j \rightarrow R$  in some larger graph  $m \rightarrow G \leftarrow n$ , a morphism  $L \rightarrow G$  must first be identified. The next step is to ‘cut out’ the components of  $L$  that exist in  $G$ .

**Definition 5.6** (Pushout complement). Let  $i + j \rightarrow L \rightarrow G \rightarrow m + n$  be morphisms in  $\mathbf{Hyp}_\Sigma$ ; their *pushout complement* is an object  $C$  with morphisms  $i + j \rightarrow C \rightarrow G$  such that  $L \rightarrow G \leftarrow C$  is a pushout and the right diagram in Figure 11 commutes.

Given a rule  $L \leftarrow i + j \rightarrow R$  and morphism  $L \rightarrow G$ , a pushout complement  $i + j \rightarrow C \rightarrow G$  represents the context of a valid rewrite step. Once a pushout complement is computed, the pushout of  $C \leftarrow i + j \rightarrow R$  can be performed to obtain the completed rewrite  $H$ . However, a pushout complement may not exist for a given rule and matching; there are two conditions that must be satisfied for this to be the case.

**Definition 5.7** (No-dangling-hyperedges condition [BGK<sup>+</sup>22a], Def. 3.16). Given morphisms  $i + j \xrightarrow{a} L \xrightarrow{f} G$  in  $\mathbf{Hyp}_\Sigma$ , they satisfy the *no-dangling* condition if, for every hyperedge not in the image of  $f$ , each of its source and target vertices is either not in the image of  $f$  or are in the image of  $f \circ a$ .

**Definition 5.8** (No-identification condition [BGK<sup>+</sup>22a], Def. 3.16). Given morphisms  $i + j \xrightarrow{a} L \xrightarrow{f} G$  in  $\mathbf{Hyp}_\Sigma$ , they satisfy the *no-identification* condition if any two distinct elements merged by  $f$  are also in the image of  $f \circ a$ .

**Proposition 5.9** ([BGK<sup>+</sup>22a], Prop. 3.17). *The morphisms  $i + j \rightarrow L \rightarrow G$  have at least one pushout complement if and only if they satisfy the no-dangling and no-identification conditions.*

**Definition 5.10.** Given a partial monogamous cospan  $i \rightarrow L \leftarrow j$ , a morphism  $L \rightarrow G$  is called a *matching* if it has at least one pushout complement.

In certain settings, known as *adhesive categories* [LS04], it is possible to be more precise about the number of pushout complements for a given matching and rewrite rule.

**Proposition 5.11** ([LS04]). *In an adhesive category, pushout complements of  $i + j \xrightarrow{a} L \rightarrow G$  are unique if they exist and  $a$  is mono.*


**Proposition 5.12** ([LS05]).  $\mathbf{Hyp}_\Sigma$  is adhesive.

A given pushout complement uniquely determines the rewrite performed, so it might seem advantageous to always have exactly one. However, when writing modulo traced comonoid structure there are settings where having multiple pushout complements is beneficial.

**5.1. Rewriting with traced structure.** In the Frobenius case considered in [BGK<sup>+</sup>22a], all valid pushout complements correspond to a valid rewrite, but this is not the case for the traced monoidal case. In the symmetric monoidal case considered in [BGK<sup>+</sup>22b], pushout complements that correspond to a valid rewrite in the non-traced symmetric monoidal case are identified as *boundary complements*. As with monogamy, we will weaken this definition to find one suitable for the traced case.

**Definition 5.13** (Traced boundary complement). A pushout complement as in Definition 5.6 is called a *traced boundary complement* if  $c_1$  and  $c_2$  are mono and  $j + m \xrightarrow{[c_2, d_1]} C \xleftarrow{[d_2, c_1]} n + i$  is a partial monogamous cospan.

Unlike [BGK<sup>+</sup>22b], we do not enforce that the matching is mono, as this cuts off potential rewrites in the *traced* setting, such as a matching inside a loop:



**Definition 5.14** (Traced DPO). For morphisms  $G \leftarrow m + n$  and  $H \leftarrow m + n$  in  $\mathbf{Hyp}_\Sigma$ , there is a traced rewrite  $G \rightsquigarrow_{\mathcal{R}} H$  if there exists a rule  $L \leftarrow i + j \rightarrow G \in \mathcal{R}$  and cospan  $i + j \rightarrow C \leftarrow n + m \in \mathbf{Hyp}_\Sigma$  such that diagram in Definition 5.3 commutes and  $i + j \rightarrow C$  is a traced boundary complement.

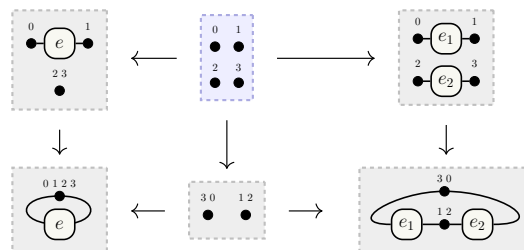
Some intuition on the construction of traced boundary complements may be required: this will be provided through a lemma and some examples.

**Lemma 5.15.** *Consider the DPO diagram as in Figure 11, and let  $i + j \rightarrow C \rightarrow G$  be a traced boundary complement. Let  $v \in i$  and  $w_0, w_1, \dots, w_k$  such that  $f(a_1(v)) = f(a_2(w_0))$ ,  $f(a_1(v)) = f(a_2(w_1))$  and so on. Then either (1) there exists exactly one  $w_l$  not in the image of  $d_1$  such that  $c_1(v) = c_2(w_l)$ ; (2)  $c_1(v)$  is in the image of  $d_1$ ; or (3)  $c_1(v)$  has degree  $(1, 0)$ . The same also holds for  $w \in j$ , with the interface map as  $d_2$  and the degree as  $(0, 1)$ .*

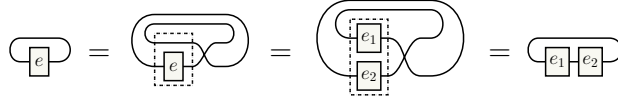
*Proof.* Since  $c_1(v)$  is in the image of  $c$ , it must have either degree  $(0, 0)$  or  $(1, 0)$  by partial monogamy. For it to have degree  $(0, 0)$ , it must either be in the image of one of  $c_2$  or  $d_2$ . In the case of the former, this means that there must be a  $w_l$  such that  $c_1(v) = c_2(w_l)$ , and only one such vertex as  $c_2$  is mono, so (1) is satisfied. In the case of the latter, (2) is immediately satisfied. Otherwise, (3) is satisfied. The proof for the flipped case is exactly the same.  $\square$

Often there can be valid rewrites in the realm of graphs that are non-obvious in the term language. This is because we are rewriting modulo *yanking*.

**Example 5.16.** Consider the rule  $\langle \overline{[-e]}, \begin{matrix} \boxed{e_1} \\ \boxed{e_2} \end{matrix} \rangle$ . The interpretation of this as a DPO rule in a valid traced boundary complement is illustrated below.



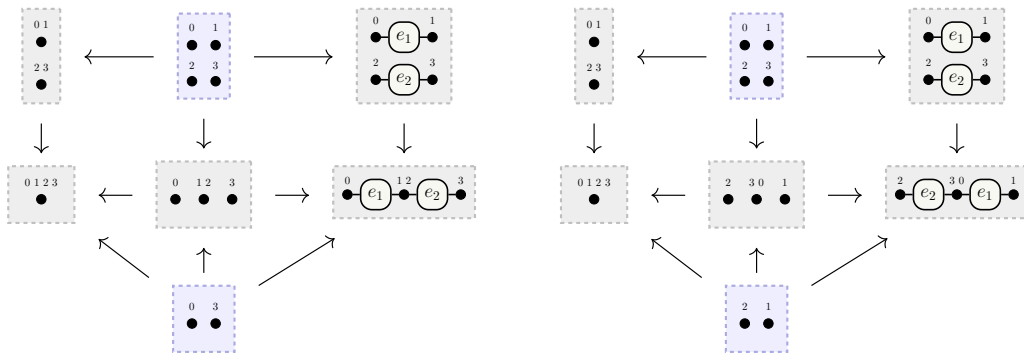
This corresponds to a valid term rewrite:



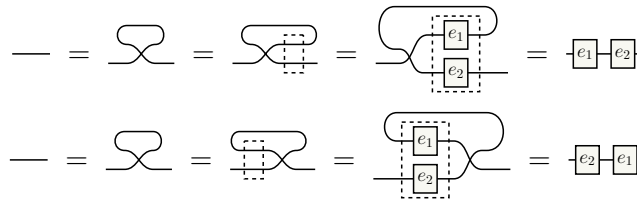
Note that applying yanking is required in the term setting because the traced wire is flowing from right to left, whereas applying the rule requires all wires flowing left to right.

Unlike regular boundary complements, traced boundary complements need not be unique. However, this is not a problem since all pushout complements can be enumerated given a rule and matching [HJKS11].

**Example 5.17.** Consider the rule  $\langle \text{---}, \begin{matrix} \boxed{e_1} \\ \boxed{e_2} \end{matrix} \rangle$ . Below are two valid traced boundary complements involving a matching of this rule.

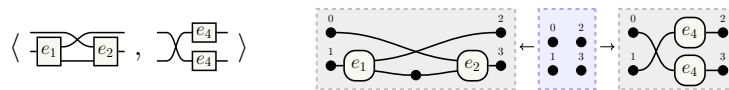


Once again, these derivations arise through yanking:

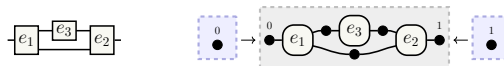


Rewriting modulo yanking also eliminates another foible of rewriting modulo (non-traced) symmetric monoidal structure. In the SMC case, the image of the matching must be *convex*: any path between vertices must also be captured. This is not necessary in the traced case.

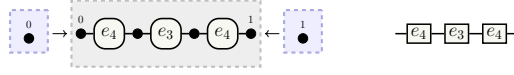
**Example 5.18.** Consider the following rewrite rule and its interpretation.



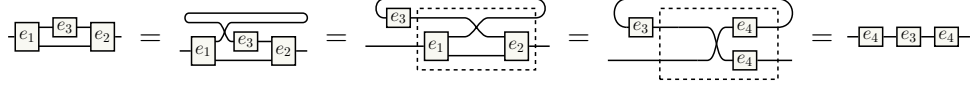
Now consider the following term and interpretation:



Although it is not obvious in the original string diagram, there is in fact a matching of the former in the latter. Performing the DPO procedure yields the following:



In a non-traced setting this is an invalid rule! However, it is possible with yanking.



This shows that convexity is not a required component of traced rewriting.

We are almost ready to show the soundness and completeness of this DPO rewriting system. The final prerequisite is a decomposition lemma akin to that used in [BGK<sup>+</sup>22a].

**Lemma 5.19** (Traced decomposition). *Given partial monogamous cospans  $m \xrightarrow{d_1} G \xleftarrow{d_2} n$  and  $i \xrightarrow{a_1} L \xleftarrow{a_2} j$ , and a morphism  $L \xrightarrow{f} G$  such that  $i + j \rightarrow L \rightarrow G$  satisfies the no-dangling and no-identification conditions, then there exists a partial monogamous cospan  $j + m \xrightarrow{[c_2, d_1]} C \xleftarrow{[c_1, d_2]} i + n$  such that  $m \rightarrow G \leftarrow n$  can be factored as*

$$\text{Tr}^i \left( \begin{array}{c} i \xrightarrow{a_1} L \xleftarrow{a_2} j \\ \otimes \\ m \rightarrow m \leftarrow m \end{array} ; j + m \xrightarrow{[c_2, d_1]} C \xleftarrow{[c_1, d_2]} i + n \right)$$

where  $j + m \xrightarrow{c_2, d_1} C \xleftarrow{c_1, d_2} i + n$  is a traced boundary complement.

*Proof.* Let  $i + j \xrightarrow{[c_1, c_2]} C \xleftarrow{[d_1, d_2]} m + n$  be defined as a traced boundary complement of  $i + j \xrightarrow{[a_1, a_2]} L \xrightarrow{f} G$ , which exists as the no-dangling and no-identification condition is satisfied. We assign names to the various cospans in play, and reason string diagrammatically:

$$\begin{array}{ll} i \boxed{l} \text{---} j := i \rightarrow L \leftarrow j & \boxed{\hat{l}} \text{---}^i_j := 0 \rightarrow L \leftarrow i + j \\ \begin{matrix} j \\ m \end{matrix} \boxed{c} \text{---}^i_n := j + m \xrightarrow{[c_2, d_1]} C \xleftarrow{[c_1, d_2]} i + n & \begin{matrix} i \\ j \end{matrix} \boxed{\hat{c}} \text{---}^m_n := i + j \xrightarrow{[c_1, c_2]} C \xleftarrow{[d_1, d_2]} m + n \\ m \boxed{g} \text{---}^m_n := m \rightarrow G \leftarrow n & \boxed{\hat{g}} \text{---}^m_n := 0 \rightarrow G \leftarrow m + n \end{array}$$

Note that the cospans in the left column are partial monogamous by definition of rewrite rules and traced boundary complements. We will show that  $\boxed{g}$  can be decomposed into a form using the two cospans  $\boxed{l}$  and  $\boxed{c}$ , along with identities.

By using the compact closed structure of  $\mathbf{Csp}_D(\mathbf{Hyp}_\Sigma)$ , we have the following:

$$m \boxed{g} \text{---}^m_n = \boxed{\hat{g}} \text{---}^m_n \quad \begin{matrix} i \\ j \end{matrix} \boxed{\hat{c}} \text{---}^m_n = \begin{matrix} i \\ j \end{matrix} \boxed{\hat{c}} \text{---}^m_n \quad \boxed{\hat{l}} \text{---}^i_j = \boxed{l} \text{---}^j_i$$

Since  $G$  is the pushout of  $L \xleftarrow{[a_1, a_2]} i + j \xrightarrow{[c_1, c_2]} C$  and pushout is cospan composition, we also have that  $\boxed{\hat{g}} \text{---}^m_n = \boxed{\hat{l}} \boxed{\hat{c}} \text{---}^m_n$ . Putting this all together we can show that

$$m \boxed{g} \text{---}^m_n = \boxed{\hat{g}} \text{---}^m_n = m \boxed{\hat{l}} \boxed{\hat{c}} \text{---}^m_n = \boxed{l} \boxed{\hat{c}} \text{---}^m_n = \boxed{l} \boxed{c} \text{---}^m_n = m \boxed{l} \boxed{c} \text{---}^m_n$$

Since the ‘loop’ is constructed in the same manner as the canonical trace on  $\mathbf{Csp}_D(\mathbf{Hyp}_\Sigma)$  (and is therefore identical in the graphical notation), this is a term in the form of (5.6).  $\square$

We need to show that, term rewriting with a set of rules  $\mathcal{R}$  coincides with graph rewriting on the hypergraph interpretations of these rules. Recall that DPO rules have only one interface so the rules need to be ‘bent’ using  $\lceil - \rceil$ ; we write  $\lceil \mathcal{R} \rceil_{\Sigma}^{\mathbf{T}}$  for the pointwise map  $(\lceil l \rceil, \lceil r \rceil) \mapsto (\lceil \lceil l \rceil \rceil_{\Sigma}^{\mathbf{T}}, \lceil \lceil r \rceil \rceil_{\Sigma}^{\mathbf{T}})$ .

**Theorem 5.20.** *Let  $\mathcal{R}$  be a rewriting system on  $\mathbf{T}_{\Sigma}$ . Then,*

$$m\text{-}\boxed{g}\text{-}n \Rightarrow_{\mathcal{R}} m\text{-}\boxed{h}\text{-}n \quad \text{if and only if} \quad \langle\langle \lceil \lceil \boxed{g} \rceil \rceil_{\Sigma}^{\mathbf{T}} \rangle\rangle_{\Sigma} \rightsquigarrow \langle\langle \lceil \mathcal{R} \rceil_{\Sigma}^{\mathbf{T}} \rangle\rangle_{\Sigma} \langle\langle \lceil \lceil \boxed{h} \rceil \rceil_{\Sigma}^{\mathbf{T}} \rangle\rangle_{\Sigma}.$$

*Proof.* First the  $(\Rightarrow)$  direction. If  $\boxed{g} \Rightarrow_{\mathcal{R}} \boxed{h}$  then we have  $\boxed{g} = \overline{\boxed{l} \boxed{c}}$  and  $\overline{\boxed{r} \boxed{c}} = \boxed{h}$ . Define the following cospans:

$$0 \rightarrow L \leftarrow i + j := \langle\langle \lceil \lceil \boxed{l} \rceil \rceil_{\Sigma}^{\mathbf{T}} \rangle\rangle_{\Sigma} = \langle\langle \overline{\boxed{l}} \rangle\rangle_{\Sigma} \quad (5.1)$$

$$0 \rightarrow R \leftarrow i + j := \langle\langle \lceil \lceil \boxed{r} \rceil \rceil_{\Sigma}^{\mathbf{T}} \rangle\rangle_{\Sigma} = \langle\langle \overline{\boxed{r}} \rangle\rangle_{\Sigma} \quad (5.2)$$

$$0 \rightarrow G \leftarrow m + n := \langle\langle \lceil \lceil \boxed{f} \rceil \rceil_{\Sigma}^{\mathbf{T}} \rangle\rangle_{\Sigma} = \langle\langle \overline{\boxed{l} \boxed{c}} \rangle\rangle_{\Sigma} \quad (5.3)$$

$$0 \rightarrow H \leftarrow m + n := \langle\langle \lceil \lceil \boxed{h} \rceil \rceil_{\Sigma}^{\mathbf{T}} \rangle\rangle_{\Sigma} = \langle\langle \overline{\boxed{r} \boxed{c}} \rangle\rangle_{\Sigma} \quad (5.4)$$

$$i + j \rightarrow C \leftarrow m + n := \langle\langle \lceil \lceil \boxed{c} \rceil \rceil_{\Sigma}^{\mathbf{T}} \rangle\rangle_{\Sigma} \quad (5.5)$$

By functoriality, since  $\lceil \lceil \boxed{f} \rceil \rceil_{\Sigma}^{\mathbf{T}} = \overline{\boxed{l}} \ ; \ \overline{\boxed{r} \boxed{c}}$  then

$$0 \rightarrow G \leftarrow m + n = 0 \rightarrow L \leftarrow i + j \ ; \ i + j \rightarrow C \leftarrow m + n.$$

Cospan composition is pushout, so  $L \rightarrow G \leftarrow C$  is a pushout. Using the same reasoning,  $R \rightarrow G \leftarrow C$  is also a pushout: this gives us the DPO diagram. All that remains is to check that the aforementioned pushouts are traced boundary complements: this follows by inspecting components.

Now the  $(\Leftarrow)$  direction: assume we have a DPO diagram where  $L \leftarrow i + j$ ,  $i + j \rightarrow R$ ,  $m + n \rightarrow G$  and  $m + n \rightarrow H$  are defined as in (5.1-5.4) above. We must show that  $\boxed{f} = \overline{\boxed{l} \boxed{c}}$  and  $\boxed{h} = \overline{\boxed{r} \boxed{c}}$ . By definition of traced boundary complement  $j + m \rightarrow C \leftarrow i + n$  is a partial monogamous cospan, so by fullness of  $\langle\langle - \rangle\rangle_{\Sigma} \circ \lceil - \rceil_{\Sigma}^{\mathbf{T}}$ , there exists a term  $\frac{j}{m} \boxed{c} \frac{i}{n} \in \mathbf{T}_{\Sigma}$  such that  $\langle\langle \lceil \lceil \boxed{c} \rceil \rceil_{\Sigma}^{\mathbf{T}} \rangle\rangle_{\Sigma} = j + m \rightarrow C \leftarrow i + n$ . By traced decomposition (Lemma 5.19), we have that for any traced boundary complement  $i + j \rightarrow C \leftarrow m + n$  and morphism  $L \rightarrow G$ ,  $m \rightarrow G \leftarrow n$  can be factored as in (5.6), i.e.

$$\langle\langle \lceil \lceil \boxed{f} \rceil \rceil_{\Sigma}^{\mathbf{T}} \rangle\rangle_{\Sigma} = \text{Tr}^j (\langle\langle \lceil \lceil \boxed{l} \rceil \rceil_{\Sigma}^{\mathbf{T}} \rangle\rangle_{\Sigma} \otimes \text{id}_n \ ; \ \langle\langle \lceil \lceil \boxed{c} \rceil \rceil_{\Sigma}^{\mathbf{T}} \rangle\rangle_{\Sigma}).$$

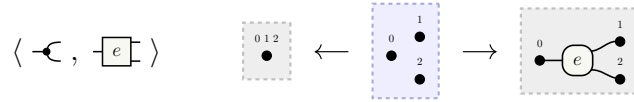
By functoriality, we have  $\boxed{f} = \overline{\boxed{l} \boxed{c}}$ . The same follows for  $\boxed{h} = \overline{\boxed{r} \boxed{c}}$ .  $\square$

**5.2. Rewriting with traced comonoid structure.** To extend rewriting with traced structure to the comonoid case, the traced boundary complement conditions need to be weakened to the case of *left-monogamous* cospans.

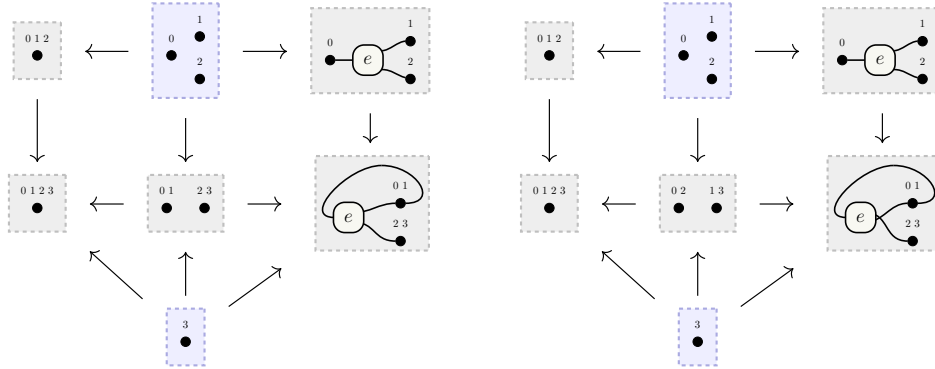
**Definition 5.21** (Traced left-boundary complement). For partial left-monogamous cospans  $i \xrightarrow{a_1} L \xleftarrow{a_2} j$  and  $n \xrightarrow{b_1} G \xleftarrow{b_2} m \in \mathbf{Hyp}_\Sigma$ , a pushout complement as in Definition 5.13 is called a *traced left-boundary complement* if  $c_2$  is mono and  $j + m \xrightarrow{[c_2, d_1]} C \xleftarrow{[c_1, d_2]} i + n$  is a partial left-monogamous cospan.

**Definition 5.22** (Traced comonoid DPO). For morphisms  $G \leftarrow m + n$  and  $H \leftarrow m + n$  in  $\mathbf{Hyp}_\Sigma$ , there is a traced comonoid rewrite  $G \rightsquigarrow_{\mathcal{R}} H$  if there exists a rule  $L \leftarrow i + j \rightarrow G \in \mathcal{R}$  and cospan  $i + j \rightarrow C \leftarrow n + m \in \mathbf{Hyp}_\Sigma$  such that diagram in Definition 5.3 commutes and  $i + j \rightarrow C \rightarrow G$  is a traced left-boundary complement.

**Example 5.23.** As with the traced case, there may be multiple valid rewrites given a particular interface. Consider the following rule and its interpretation.



Two valid rewrites are as follows:



The first rewrite is the ‘obvious’ one, but the second also holds by cocommutativity:

$$\begin{array}{c} \text{loop} \\ \text{=} \\ \text{box } e \end{array} = \begin{array}{c} \text{loop} \\ \text{=} \\ \text{box } e \end{array} = \begin{array}{c} \text{loop} \\ \text{=} \\ \text{box } e \end{array}$$

To show that traced comonoid rewriting is sound and complete we follow the same procedure as we did for the traced setting.

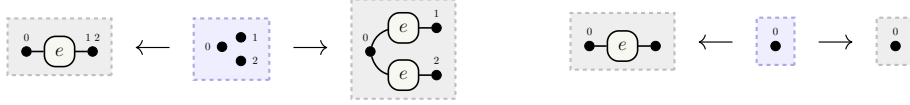
**Lemma 5.24** (Traced comonoid decomposition). *Given partial left-monogamous cospans  $m \xrightarrow{d_1} G \xleftarrow{d_2} n$  and  $i \xrightarrow{a_1} L \xleftarrow{a_2} j$ , along with a morphism  $L \xrightarrow{f} G$  such that  $i + j \rightarrow L \rightarrow G$  satisfies the no-dangling and no-identification conditions, then there exists a partial left-monogamous cospan  $j + m \xrightarrow{[c_2, d_1]} C \xleftarrow{[c_1, d_2]} i + n$  such that  $m \rightarrow G \leftarrow n$  can be factored as*

$$\text{Tr}^i \left( \begin{array}{c} i \xrightarrow{a_1} L \xleftarrow{a_2} j \\ \otimes \\ m \rightarrow m \leftarrow m \end{array} ; j + m \xrightarrow{[c_2, d_1]} C \xleftarrow{[c_1, d_2]} i + n \right) \quad (5.6)$$

where  $j + m \xrightarrow{[c_2, d_1]} C \xleftarrow{[c_1, d_2]} i + n$  is a traced left-boundary complement.

*Proof.* As Lemma 5.19, but with partial left-monogamous cospans.  $\square$

$$m \boxed{f} \leftarrow_n^n = m \begin{array}{c} \boxed{f} \leftarrow_n^n \\ \boxed{f} \leftarrow_n^n \end{array} \quad m \boxed{f} \bullet = \bullet$$

Figure 12: Equations of the monoidal theory  $\mathbf{Cart}_C$ , for an arbitrary generator  $f$ Figure 13: Interpretations of equations in  $\mathbf{Cart}_C$  for an arbitrary generator  $e$ .

**Theorem 5.25.** *Let  $\mathcal{R}$  be a rewriting system on  $\mathbf{T}_\Sigma + \mathbf{CComon}$ . Then,  $\boxed{g} \Rightarrow_{\mathcal{R}} \boxed{h}$  in  $\mathbf{T}_\Sigma + \mathbf{CComon}$  if and only if  $\langle\langle \ulcorner \boxed{g} \urcorner \urcorner \rangle\rangle_\Sigma \rightsquigarrow \langle\langle \ulcorner \mathcal{R} \urcorner \urcorner \rangle\rangle_\Sigma \langle\langle \ulcorner \boxed{h} \urcorner \urcorner \rangle\rangle_\Sigma$ .*

*Proof.* As Theorem 5.20, but with traced left-boundary complements.  $\square$

## 6. CASE STUDIES

**6.1. Cartesian structure.** One important class of categories with a traced comonoid structure are *traced Cartesian*, or *dataflow*, categories [CS90, Has97]. These categories are interesting because any traced Cartesian category has a fixpoint operator [Has97, Thm. 3.1].

**Definition 6.1** (Cartesian category [Fox76]). A monoidal category is *Cartesian* if its tensor is given by the Cartesian product.

As a result of this, the unit is a terminal object in any Cartesian category, and any object has a comonoid structure. Cartesian categories are settings in which morphisms can be *copied* and *discarded*. These two operations are more clearly illustrated when viewed through the lens of a monoidal theory.

**Definition 6.2.** For a given PROP  $\mathbf{T}_{\Sigma_C}$  with a comonoid structure, the traced SMT  $(\Sigma_{\mathbf{Cart}_C}, \mathcal{E}_{\mathbf{Cart}_C})$  is defined with  $\Sigma_{\mathbf{Cart}_C} := \Sigma_C$  and  $\mathcal{E}_{\mathbf{Cart}_C}$  as the equations in Figure 12.

The hypergraph interpretations of these rules for a particular generator  $e$  is shown in Figure 13.

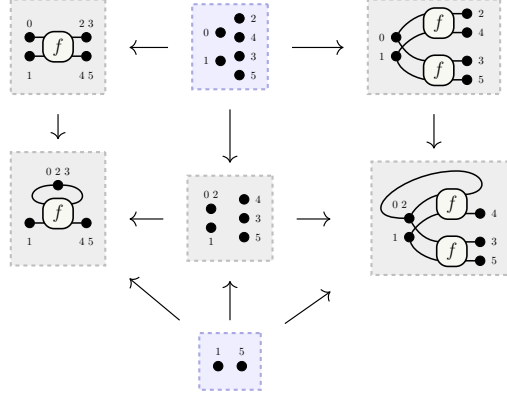
**Remark 6.3.** The combination of Cartesian equations with the underlying compact closed structure of  $\mathbf{Csp}_D(\mathbf{Hyp}_\Sigma)$  may prompt alarm bells, as a compact closed category in which the tensor is the Cartesian product is trivial. However, it is important to note that  $\mathbf{Csp}_D(\mathbf{Hyp}_\Sigma)$  is *not* subject to these equations: it is only a setting for performing graph rewrites.

Reasoning about fixpoints can be performed using the *unfolding* rule, which holds in any traced Cartesian category.

$$m \boxed{f} \leftarrow_n^n = m \begin{array}{c} \boxed{f} \leftarrow_n^n \\ \bullet \\ \bullet \end{array} \leftarrow_n^n = m \begin{array}{c} \boxed{f} \leftarrow_n^n \\ \bullet \\ \bullet \end{array} \leftarrow_n^n = m \begin{array}{c} \boxed{f} \leftarrow_n^n \\ \bullet \\ \bullet \end{array} \leftarrow_n^n$$



In the syntactic setting, this requires the application of multiple equations: the two counitality equations followed by the copy equation and optionally some axioms of STMCs for housekeeping. However, if we interpret this in the hypergraph setting, the comonoid equations are absorbed into the notation so only one rewrite rule needs to be applied.



The dual notion of traced *cocartesian* categories [Bai76] are also important in computer science: a trace in a traced cocartesian category corresponds to *iteration* in the context of *control flow*. The details of this section could also be applied to the cocartesian case by flipping all the directions and working with partial *right-monogamous* cospans.

However, attempting to combine the product and coproduct approaches for settings with a *biproduct* would simply yield the category  $\mathbf{Csp}_D(\mathbf{Hyp}_\Sigma)$ , a hypergraph category (Proposition 3.9) subject to the Frobenius equations in Figure 4. A category with biproducts is not necessarily subject to such equations, so this would not be a suitable approach.

**6.2. Digital circuits.** As mentioned above, traced Cartesian categories are useful for reasoning in settings with fixpoint operators. One such setting is that of *sequential digital circuits* built from primitive logic gates: in [GKS24], such circuits are modelled as morphisms in a STMC. Here, the trace models a feedback loop, and the comonoid structure represents forking wires. We are interested in using graph rewriting to implement an *operational semantics* for sequential circuits.

**Definition 6.4.** Let  $\mathbf{V}$  be the set  $\{\perp, \mathbf{t}, \mathbf{f}, \top\}$  with a lattice structure defined by  $\mathbf{t} \sqcup \mathbf{f} = \top$  and  $\mathbf{t} \sqcap \mathbf{f} = \perp$ .

The elements of  $\mathbf{V}$  are *values* that flow through wires in a circuit. The  $\mathbf{t}$  and  $\mathbf{f}$  values are the traditional true and false values, the  $\perp$  value represents *no* information (a *disconnected wire*) and the  $\top$  value represents *both* true and false at once (a *short circuit*).

**Notation 6.5.** For  $m \in \mathbb{N}$ , we write elements of  $\mathbf{V}^m$  with an overline, e.g.  $\bar{v} \in \mathbf{V}^3 := \mathbf{tft}$ .

Values are one part of the signature for sequential circuits.

**Definition 6.6** (Gate-level signature). Let the set  $\Sigma_{\mathbf{CCirc}}$  of *combinational gate-level circuit generators* be defined as  $\{\square, \triangleright, \triangleleft, \blacksquare, \blacktriangleleft, \blacktriangleright, \blacklozenge, \blacktriangleright, \blacktriangleleft, \blacklozenge\}$  and the set  $\Sigma_{\mathbf{SCirc}}$  of *sequential gate-level circuit generators* be defined as  $\{\mathbf{t}, \mathbf{f}, \mathbf{t}, \mathbf{f}\}$ .

The *combinational* generators are components that model functions; they are respectively AND, OR and NOT gates along with *structural* constructs for introducing, forking, joining

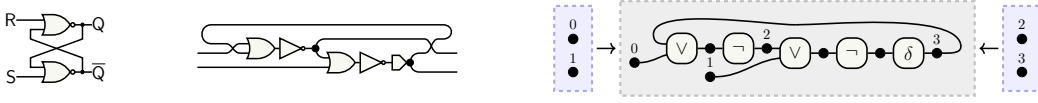


Figure 14: An SR NOR latch, a construction in  $\mathbf{SCirc}_\Sigma$ , and its hypergraph interpretation

and eliminating wires. Combinational circuits are drawn with light blue backgrounds  $m\text{-}\boxed{F}\text{-}n$ ; these circuits *always* produce the same outputs given the same inputs.

**Notation 6.7.** The structural generators are defined for wires of width 1, but versions for arbitrary widths can be easily derived by axioms of STMCs. In diagrams, these are drawn the same as their single-bit counterparts:  $\boxed{\bullet}\text{-}n$ ,  $n\text{-}\boxed{\leftarrow}\text{-}n$ ,  $n\text{-}\boxed{\rightarrow}\text{-}n$  and  $n\text{-}\boxed{\bullet}$ .

*Sequential* generators are components that model state: *instantaneous values* and a delay of one unit of time. Sequential circuits are drawn with green backgrounds  $m\text{-}\boxed{F}\text{-}n$ ; these are circuits where the outputs may differ depending on past states.

The intended interpretation of the value generators is that they produce the relevant value on the first cycle of execution, followed by the disconnected  $\perp$  value after that. Subsequently, there is no sequential  $\perp$  value generator; it is instead modelled by the combinational  $\boxed{\bullet}\text{-}n$ , as it will *always* emit  $\perp$ .

The delay component is the opposite: initially it outputs  $\perp$  but on subsequent cycles it will output the input to the previous cycle. What a ‘cycle’ is can differ depending on application; the most obvious interpretation is a D flipflop in a clocked circuit, but it could also model the inertial delay on wires.

**Notation 6.8.** We write  $\boxed{v}\text{-}$  for an arbitrary value  $v \in \mathbf{V}$ ; note that this could also include  $\perp$ . For  $\bar{v} \in \mathbf{V}^m$  we collapse multiple value and delay generators into one as  $\boxed{\bar{v}}\text{-}m$  and  $m\text{-}\boxed{\rightarrow}\text{-}m$ , and write  $m\text{-}\boxed{\bar{v}}\text{-}m := m\text{-}\boxed{\rightarrow}\text{-}m \circ \boxed{\bar{v}}\text{-}m$  for a *register*.

**Example 6.9** (SR Latch [GKS24]). An example of a sequential circuit component is an *SR NOR latch*, illustrated in Figure 14; a NOR gate is constructed as  $\boxed{\rightarrow}\text{-}n := \boxed{\rightarrow}\text{-}n \circ \boxed{\rightarrow}\text{-}n$ . SR latches are used to hold state: when the S input (‘set’) is pulsed true then the Q output is held at true until the R input (‘reset’) is true. The state is held because there are delays in the gates and the wires; one of the feedback loops between the two NOR gates will ‘win’. In  $\mathbf{SCirc}_\Sigma$  this is modelled by using a different number of delay generators on the wires between the top and the bottom of the latch, as shown in Figure 14. The interpretation of this implementation as a cospan of hypergraphs is also depicted in Figure 14, where  $\vee$  is the interpretation of the OR gate,  $\neg$  is the interpretation of the NOT gate, and  $\delta$  is the interpretation of the delay.

An operational semantics for sequential circuits is defined in terms of equations showing how a circuit transforms an input value into an output value. On sticking point is *non-delay-guarded feedback*; this is tackled by applying the Kleene fixpoint theorem and *iterating* a circuit multiple times until a fixpoint is reached.

**Definition 6.10.** Let the set  $\mathcal{E}_{\mathbf{SCirc}}$  of *gate-level circuit equations* be those listed in Figure 15, where  $\boxed{g}\text{-}$  is one of the logic gates and  $\llbracket - \rrbracket$  maps them to the corresponding truth table.

The aim of the operational semantics is to transform a circuit of the form  $m\text{-}\boxed{\bar{v}}\text{-}n$  into one of the form  $m\text{-}\boxed{G}\text{-}\boxed{\bar{w}}\text{-}n$ ; this shows how a circuit processes inputs, producing a new internal state and outputs.

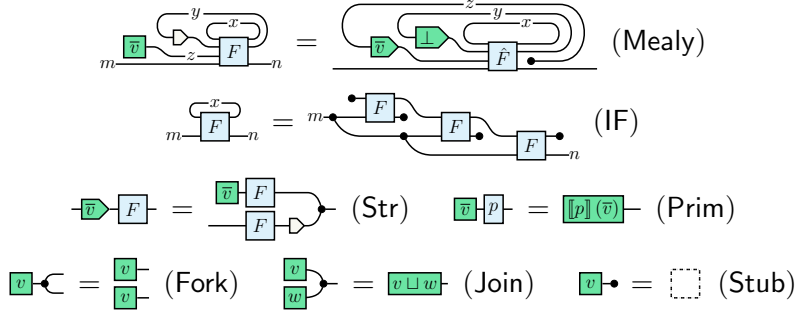


Figure 15: Equations for reducing sequential circuits

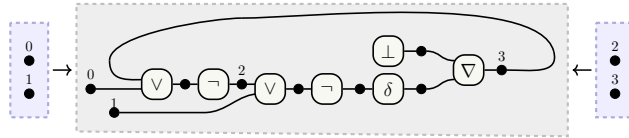


Figure 16: The result of rewriting the SR NOR latch using the Mealy rule

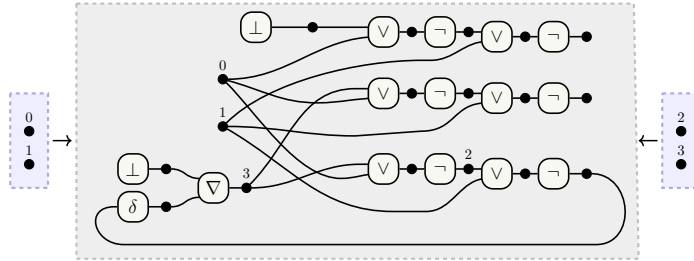


Figure 17: The result of rewriting Figure 16 using the IF rule

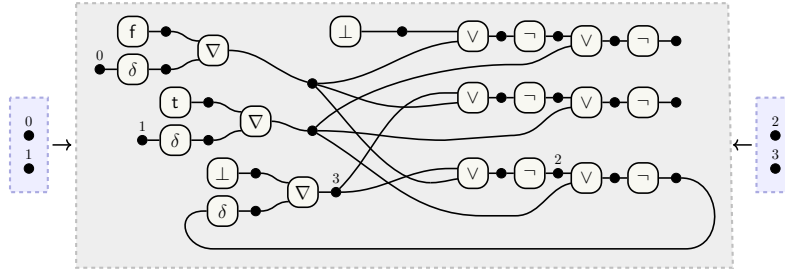
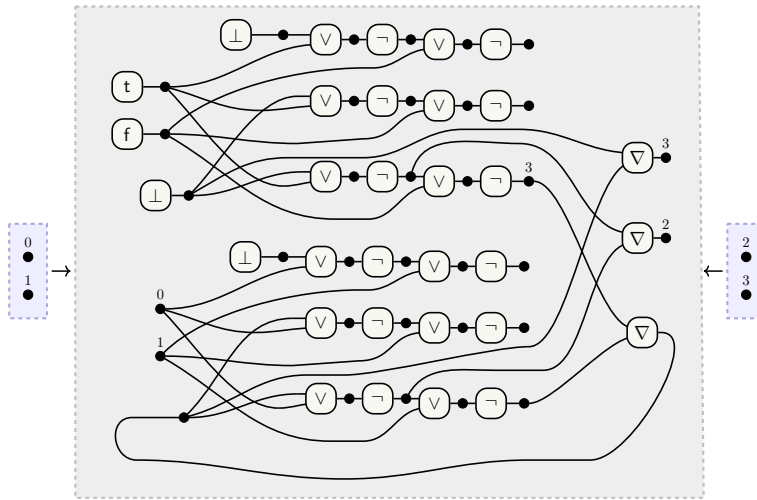
First the circuit  $m\text{-}\boxed{F}\text{-}n$  must be assembled into a special form known as ‘Mealy form’ by applying the Mealy rule followed by the IF rule. Rewriting modulo comonoid structure is useful here since this procedure can create multiple forks and stubs, which can clutter up a term; here the connectivity is much clearer.

Once the circuit is in this form, it has a ‘combinational core’ traced by delay-guarded feedback. Values can now be applied to it and the Str rule used to copy the core into a ‘now’ copy and a ‘later’ copy. The ‘now’ copy computes the outputs and the transition for the current cycle of execution. To determine the exact values, the Fork, Join, Stub and Prim equations can be applied to reduce the core to values.

**Example 6.11.** The rewriting procedure discussed above is applied to the SR NOR latch in Figures 16-20.

## 7. CONCLUSION, RELATED AND FURTHER WORK

We have shown how previous work on rewriting string diagrams modulo Frobenius [BGK<sup>+</sup>22a] and symmetric monoidal [BGK<sup>+</sup>22b] structure using hypergraphs can also be adapted for rewriting modulo traced comonoid structure using a setting between the two.

Figure 18: Applying Figure 17 to the input values  $ft$ Figure 19: Applying  $\text{Str}$  to Figure 18

Graphical languages for traced categories have seen many applications, such as to illustrate cyclic lambda calculi [Has97], or to reason graphically about programs [SJ99]. The presentation of traced categories as *string diagrams* has existed since the 90s [JS91, JSV96]; a soundness and completeness theorem for traced string diagrams, folklore for many years but only proven for certain signatures [Sel11], was finally shown in [Kis14]. Combinatorial languages predate even this, having existed since at least the 80s in the guise of *flowchart schemes* [St90, CŞ90, CŞ94]. These diagrams have also been used to show the completeness of finite dimensional vector spaces [HHP08] with respect to traced categories and, when equipped with a dagger, Hilbert spaces [Sel12].

We are not just concerned with diagrammatic languages as a standalone concept: we are interested in performing *graph rewriting* with them to reason about monoidal theories. This has been studied in the context of traced categories before using *string graphs* [Kis12, DK13]. We have instead opted to use the *hypergraph* framework of [BGK<sup>+</sup>22a, BGK<sup>+</sup>22b, BGK<sup>+</sup>22c] instead, as it allows rewriting modulo *yanking*, is more extensible for rewriting modulo comonoid structure, and one does not need to awkwardly reason modulo wire homeomorphisms.

As mentioned during the case studies, there are still elements of the rewriting framework that are somewhat informal. One such issue involves defining rewrite spans for arbitrary subgraphs: this is hard to do at a general level because the edges must be concretely specified in

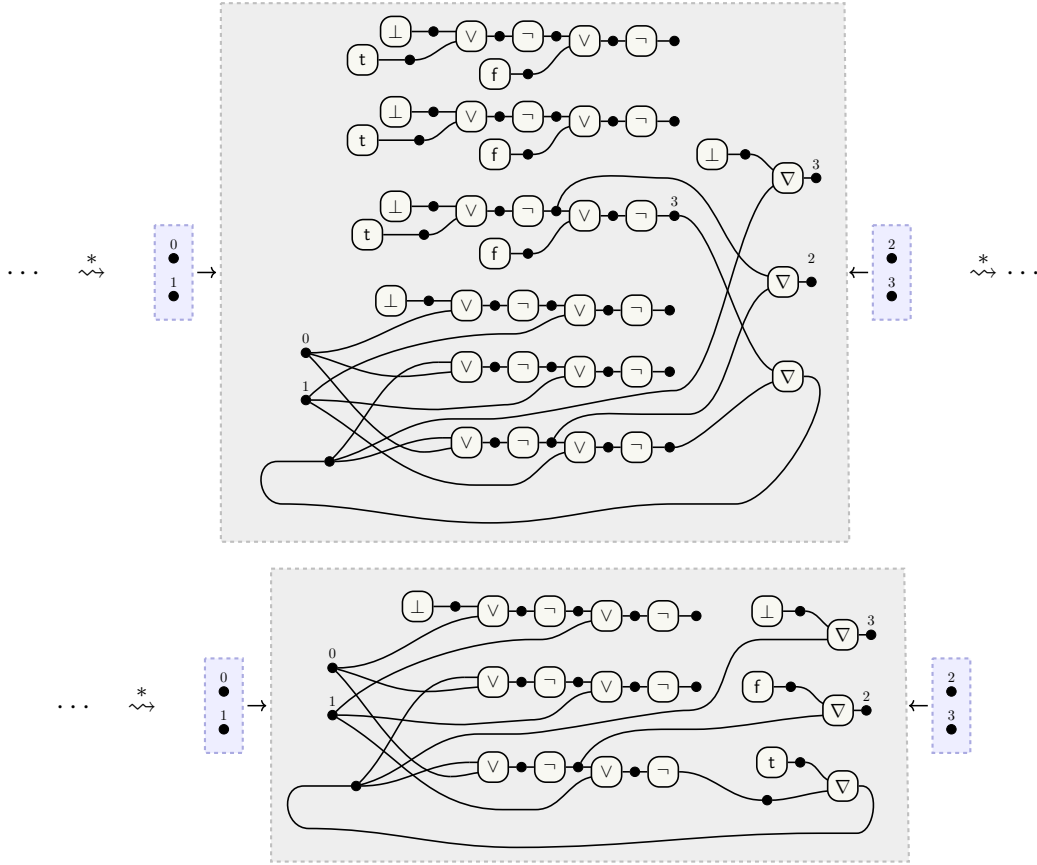


Figure 20: The result of applying Fork,  $\text{Prim}_{\mathcal{I}}$  and Stub to Figure 19

DPO rewriting. However, if we performed rewriting with *hierarchical hypergraphs* [AGSZ23], in which edges can have hypergraphs as labels, we could ‘compress’ the subgraph into a single edge that can be rewritten: this is future work.

In regular PROP notation, wires are annotated with numbers in order to avoid drawing multiple wires in parallel: when interpreted as hypergraphs a vertex is created for each wire, and simple diagrams can quickly get very large. The results of [BGK<sup>+</sup>22b] also extend to the multi-sorted case, in which vertices are labelled in addition to wires. We could use this in combination with the *strictifiers* of [WGZ23]: these are additional generators for transforming buses of wires into thinner or thicker ones. This could drastically reduce the number of elements in a hypergraph, which is ideal from a computational point of view. Work has already begun on implementing the rewriting system for digital circuits using these techniques.

### 8. ACKNOWLEDGEMENTS

Thanks to Chris Barrett for comments on earlier versions of this paper.

## REFERENCES

- [AC04] Samson Abramsky and Bob Coecke. A categorical semantics of quantum protocols. In *Proceedings of the 19th Annual IEEE Symposium on Logic in Computer Science, 2004.*, pages 415–425, July 2004. doi:10.1109/LICS.2004.1319636.
- [AGSZ23] Mario Alvarez-Picallo, Dan Ghica, David Sprunger, and Fabio Zanasi. Functorial String Diagrams for Reverse-Mode Automatic Differentiation. In Bartek Klin and Elaine Pimentel, editors, *31st EACSL Annual Conference on Computer Science Logic (CSL 2023)*, volume 252 of *Leibniz International Proceedings in Informatics (LIPIcs)*, pages 6:1–6:20, Dagstuhl, Germany, 2023. Schloss Dagstuhl – Leibniz-Zentrum für Informatik. doi:10.4230/LIPIcs.CSL.2023.6.
- [Bai76] E. S. Bainbridge. Feedback and generalized logic. *Information and Control*, 31(1):75–96, May 1976. doi:10.1016/S0019-9958(76)90390-9.
- [BE15] John C. Baez and Jason Erbe. Categories in Control. *Theory and Applications of Categories*, 30(24):836–881, May 2015. doi:10.48550/arXiv.1405.6881.
- [BGK<sup>+</sup>16] Filippo Bonchi, Fabio Gadducci, Aleks Kissinger, Paweł Sobociński, and Fabio Zanasi. Rewriting modulo symmetric monoidal structure. In *Proceedings of the 31st Annual ACM/IEEE Symposium on Logic in Computer Science, LICS '16*, pages 710–719, New York, NY, USA, July 2016. Association for Computing Machinery. doi:10.1145/2933575.2935316.
- [BGK<sup>+</sup>17] Filippo Bonchi, Fabio Gadducci, Aleks Kissinger, Paweł Sobociński, and Fabio Zanasi. Confluence of Graph Rewriting with Interfaces. In Hongseok Yang, editor, *Programming Languages and Systems, Lecture Notes in Computer Science*, pages 141–169, Berlin, Heidelberg, 2017. Springer. doi:10.1007/978-3-662-54434-1\_6.
- [BGK<sup>+</sup>22a] Filippo Bonchi, Fabio Gadducci, Aleks Kissinger, Paweł Sobociński, and Fabio Zanasi. String Diagram Rewrite Theory I: Rewriting with Frobenius Structure. *Journal of the ACM*, 69(2):14:1–14:58, March 2022. doi:10.1145/3502719.
- [BGK<sup>+</sup>22b] Filippo Bonchi, Fabio Gadducci, Aleks Kissinger, Paweł Sobociński, and Fabio Zanasi. String diagram rewrite theory II: Rewriting with symmetric monoidal structure. *Mathematical Structures in Computer Science*, 32(4):511–541, April 2022. doi:10.1017/S0960129522000317.
- [BGK<sup>+</sup>22c] Filippo Bonchi, Fabio Gadducci, Aleks Kissinger, Paweł Sobociński, and Fabio Zanasi. String diagram rewrite theory III: Confluence with and without Frobenius. *Mathematical Structures in Computer Science*, 32(7):1–41, June 2022. doi:10.1017/S0960129522000123.
- [BP22] Guillaume Boisseau and Robin Piedeleu. Graphical Piecewise-Linear Algebra. In *Foundations of Software Science and Computation Structures: 25th International Conference, FOSSACS 2022, Held as Part of the European Joint Conferences on Theory and Practice of Software, ETAPS 2022, Munich, Germany, April 2–7, 2022, Proceedings*, pages 101–119, Berlin, Heidelberg, April 2022. Springer-Verlag. doi:10.1007/978-3-030-99253-8\_6.
- [BPSZ19] Filippo Bonchi, Robin Piedeleu, Paweł Sobociński, and Fabio Zanasi. Graphical Affine Algebra. In *2019 34th Annual ACM/IEEE Symposium on Logic in Computer Science (LICS)*, pages 1–12, June 2019. doi:10.1109/LICS.2019.8785877.
- [BS22] Guillaume Boisseau and Paweł Sobociński. String Diagrammatic Electrical Circuit Theory. *Electronic Proceedings in Theoretical Computer Science*, 372:178–191, November 2022. arXiv:2106.07763, doi:10.4204/EPTCS.372.13.
- [BSZ14] Filippo Bonchi, Paweł Sobociński, and Fabio Zanasi. A Categorical Semantics of Signal Flow Graphs. In Paolo Baldan and Daniele Gorla, editors, *CONCUR 2014 – Concurrency Theory, Lecture Notes in Computer Science*, pages 435–450, Berlin, Heidelberg, 2014. Springer. doi:10.1007/978-3-662-44584-6\_30.
- [BSZ15] Filippo Bonchi, Paweł Sobociński, and Fabio Zanasi. Full Abstraction for Signal Flow Graphs. *ACM SIGPLAN Notices*, 50(1):515–526, January 2015. doi:10.1145/2775051.2676993.
- [BSZ17] Filippo Bonchi, Paweł Sobociński, and Fabio Zanasi. Interacting Hopf algebras. *Journal of Pure and Applied Algebra*, 221(1):144–184, January 2017. doi:10.1016/j.jpaa.2016.06.002.
- [CŞ90] Virgil Emil Căzănescu and Gheorghe Ştefănescu. Towards a New Algebraic Foundation of Flowchart Scheme Theory. *Fundamenta Informaticae*, 13(2):171–210, January 1990. doi:10.3233/FI-1990-13204.
- [CŞ94] Virgil Emil Căzănescu and Gheorghe Ştefănescu. Feedback, Iteration, and Repetition. In *Mathematical Aspects of Natural and Formal Languages*, volume Volume 43 of *World Scientific Series in*

- Computer Science*, pages 43–61. World Scientific, October 1994. doi:10.1142/9789814447133\_0003.
- [CW87] A. Carboni and R. F. C. Walters. Cartesian bicategories I. *Journal of Pure and Applied Algebra*, 49(1):11–32, November 1987. doi:10.1016/0022-4049(87)90121-6.
- [DK13] Lucas Dixon and Aleks Kissinger. Open-graphs and monoidal theories. *Mathematical Structures in Computer Science*, 23(2):308–359, April 2013. doi:10.1017/S0960129512000138.
- [EK76] Hartmut Ehrig and Hans-Jörg Kreowski. Parallelism of manipulations in multidimensional information structures. In Antoni Mazurkiewicz, editor, *Mathematical Foundations of Computer Science 1976*, Lecture Notes in Computer Science, pages 284–293, Berlin, Heidelberg, 1976. Springer. doi:10.1007/3-540-07854-1\_188.
- [FL23] Tobias Fritz and Wendong Liang. Free gs-Monoidal Categories and Free Markov Categories. *Applied Categorical Structures*, 31(2):21, April 2023. doi:10.1007/s10485-023-09717-0.
- [Fox76] Thomas Fox. Coalgebras and cartesian categories. *Communications in Algebra*, 4(7):665–667, January 1976. doi:10.1080/00927877608822127.
- [FS19] Brendan Fong and David I. Spivak. Hypergraph categories. *Journal of Pure and Applied Algebra*, 223(11):4746–4777, November 2019. doi:10.1016/j.jpaa.2019.02.014.
- [FSR16] Brendan Fong, Paweł Sobociński, and Paolo Rapisarda. A categorical approach to open and interconnected dynamical systems. In *Proceedings of the 31st Annual ACM/IEEE Symposium on Logic in Computer Science*, LICS '16, pages 495–504, New York, NY, USA, July 2016. Association for Computing Machinery. doi:10.1145/2933575.2934556.
- [GK23] Dan R. Ghica and George Kaye. Rewriting Modulo Traced Comonoid Structure. In Marco Gaboardi and Femke van Raamsdonk, editors, *8th International Conference on Formal Structures for Computation and Deduction (FSCD 2023)*, volume 260 of *Leibniz International Proceedings in Informatics (LIPIcs)*, pages 14:1–14:21, Dagstuhl, Germany, 2023. Schloss Dagstuhl – Leibniz-Zentrum für Informatik. doi:10.4230/LIPIcs.FSCD.2023.14.
- [GKS24] Dan R. Ghica, George Kaye, and David Sprunger. A Fully Compositional Theory of Sequential Digital Circuits: Denotational, Operational and Algebraic Semantics. (arXiv:2201.10456), January 2024. doi:10.48550/arXiv.2201.10456.
- [Has97] Masahito Hasegawa. Recursion from cyclic sharing: Traced monoidal categories and models of cyclic lambda calculi. In Philippe de Groote and J. Roger Hindley, editors, *Typed Lambda Calculi and Applications*, Lecture Notes in Computer Science, pages 196–213, Berlin, Heidelberg, 1997. Springer. doi:10.1007/3-540-62688-3\_37.
- [Has03] Masahito Hasegawa. The Uniformity Principle on Traced Monoidal Categories. *Electronic Notes in Theoretical Computer Science*, 69:137–155, February 2003. doi:10.1016/S1571-0661(04)80563-2.
- [Has09] Masahito Hasegawa. On traced monoidal closed categories. *Mathematical Structures in Computer Science*, 19(2):217–244, April 2009. doi:10.1017/S0960129508007184.
- [HHP08] Masahito Hasegawa, Martin Hofmann, and Gordon Plotkin. Finite Dimensional Vector Spaces Are Complete for Traced Symmetric Monoidal Categories. In Arnon Avron, Nachum Dershowitz, and Alexander Rabinovich, editors, *Pillars of Computer Science: Essays Dedicated to Boris (Boaz) Trakhtenbrot on the Occasion of His 85th Birthday*, Lecture Notes in Computer Science, pages 367–385. Springer, Berlin, Heidelberg, 2008. doi:10.1007/978-3-540-78127-1\_20.
- [HJKS11] Marvin Heumüller, Salil Joshi, Barbara König, and Jan Stückrath. Construction of Pushout Complements in the Category of Hypergraphs. *Electronic Communications of the EASST*, 39(0), September 2011. doi:10.14279/tuj.eceasst.39.647.
- [JS91] André Joyal and Ross Street. The geometry of tensor calculus, I. *Advances in Mathematics*, 88(1):55–112, 1991. doi:10.1016/0001-8708(91)90003-P.
- [JSV96] André Joyal, Ross Street, and Dominic Verity. Traced monoidal categories. *Mathematical Proceedings of the Cambridge Philosophical Society*, 119(3):447–468, April 1996. doi:10.1017/S0305004100074338.
- [Kis12] Aleks Kissinger. *Pictures of Processes: Automated Graph Rewriting for Monoidal Categories and Applications to Quantum Computing*. PhD thesis, University of Oxford, March 2012. arXiv:1203.0202, doi:10.48550/arXiv.1203.0202.
- [Kis14] Aleks Kissinger. Abstract Tensor Systems as Monoidal Categories. In Claudia Casadio, Bob Coecke, Michael Moortgat, and Philip Scott, editors, *Categories and Types in Logic, Language,*

- and Physics: Essays Dedicated to Jim Lambek on the Occasion of His 90th Birthday*, Lecture Notes in Computer Science, pages 235–252. Springer, Berlin, Heidelberg, 2014. doi:10.1007/978-3-642-54789-8\_13.
- [KL80] G. M. Kelly and M. L. Laplaza. Coherence for compact closed categories. *Journal of Pure and Applied Algebra*, 19:193–213, December 1980. doi:10.1016/0022-4049(80)90101-2.
- [Law63] F. William Lawvere. Functorial semantics of algebraic theories. *Proceedings of the National Academy of Sciences*, 50(5):869–872, November 1963. doi:10.1073/pnas.50.5.869.
- [LS04] Stephen Lack and Paweł Sobociński. Adhesive Categories. In Igor Walukiewicz, editor, *Foundations of Software Science and Computation Structures*, Lecture Notes in Computer Science, pages 273–288, Berlin, Heidelberg, 2004. Springer. doi:10.1007/978-3-540-24727-2\_20.
- [LS05] Stephen Lack and Paweł Sobociński. Adhesive and quasiadhesive categories. *RAIRO - Theoretical Informatics and Applications*, 39(3):511–545, July 2005. doi:10.1051/ita:2005028.
- [Mac65] Saunders MacLane. Categorical algebra. *Bulletin of the American Mathematical Society*, 71(1):40–106, 1965. doi:10.1090/S0002-9904-1965-11234-4.
- [MPZ23] Aleksandar Milosavljevic, Robin Piedeleu, and Fabio Zanasi. String Diagram Rewriting Modulo Commutative (Co)monoid Structure. (arXiv:2204.04274), March 2023. doi:10.48550/arXiv.2204.04274.
- [Pen71] Roger Penrose. Applications of negative dimensional tensors. In *Combinatorial Mathematics and Its Applications*, pages 221–244. Academic Press, 1971.
- [PZ21] Robin Piedeleu and Fabio Zanasi. A String Diagrammatic Axiomatisation of Finite-State Automata. *Foundations of Software Science and Computation Structures*, 12650:469–489, March 2021. doi:10.1007/978-3-030-71995-1\_24.
- [RSW05] R. Rosebrugh, N. Sabadini, and R. F. C. Walters. Generic commutative separable algebras and cospans of graphs. *Theory and Applications of Categories*, 15:164–177, 2005.
- [Sel11] Peter Selinger. A Survey of Graphical Languages for Monoidal Categories. In Bob Coecke, editor, *New Structures for Physics*, Lecture Notes in Physics, pages 289–355. Springer, Berlin, Heidelberg, 2011. doi:10.1007/978-3-642-12821-9\_4.
- [Sel12] Peter Selinger. Finite dimensional Hilbert spaces are complete for dagger compact closed categories. *Logical Methods in Computer Science*, 8(3), August 2012. doi:10.2168/LMCS-8(3:6)2012.
- [SJ99] Ralf Schweimeier and Alan Jeffrey. A Categorical and Graphical Treatment of Closure Conversion. *Electronic Notes in Theoretical Computer Science*, 20:481–511, January 1999. doi:10.1016/S1571-0661(04)80090-2.
- [WGZ23] Paul Wilson, Dan Ghica, and Fabio Zanasi. String Diagrams for Non-Strict Monoidal Categories. In Bartek Klin and Elaine Pimentel, editors, *31st EACSL Annual Conference on Computer Science Logic (CSL 2023)*, volume 252 of *Leibniz International Proceedings in Informatics (LIPIcs)*, pages 37:1–37:19, Dagstuhl, Germany, 2023. Schloss Dagstuhl – Leibniz-Zentrum für Informatik. doi:10.4230/LIPIcs.CSL.2023.37.
- [Zan15] Fabio Zanasi. *Interacting Hopf Algebras: The Theory of Linear Systems*. PhD thesis, University of Lyon, October 2015. doi:10.48550/arXiv.1805.03032. arXiv:1805.03032.
- [Șt90] Gheorghe Ștefănescu. Feedback Theories (A Calculus for Isomorphism Classes of Flowchart Schemes). *Romanian Journal of Pure and Applied Mathematics*, 35(1):73–79, 1990.