

On Whitney extensions and orthonormal expansions

Steven B. Damelin [†]

March 30, 2023

Abstract

The Whitney near extension problem for finite sets in \mathbb{R}^d , $d \geq 2$ asks the following: Let $\phi : E \rightarrow \mathbb{R}^d$ be a near distortion on a finite set $E \subset \mathbb{R}^d$ with certain geometry. How to decide whether ϕ extends to a smooth, one to one and onto near distortion $\Phi : \mathbb{R}^d \rightarrow \mathbb{R}^d$ which agrees with ϕ on E and with Euclidean motions in \mathbb{R}^d . The Whitney near extension problem for compact sets $E \subset U$ in open subsets U of \mathbb{R}^n , $n \geq 1$ asks the following: Let $U \subset \mathbb{R}^n$ be open and let $E \subset U$ be a compact set. Let $\phi : U \rightarrow \mathbb{R}^n$ be a smooth near isometry. How to decide if there exists a smooth one-to-one and onto near isometry $\Phi : \mathbb{R}^n \rightarrow \mathbb{R}^n$ which extends ϕ on E and agrees with Euclidean motions on \mathbb{R}^n . The classical Whitney extension problem asks the following: Let $\phi : E \rightarrow \mathbb{R}$ be a map defined on an arbitrary set $E \subset \mathbb{R}^n$. How can one decide whether ϕ extends to a map $\Phi : \mathbb{R}^n \rightarrow \mathbb{R}$ which agrees with ϕ on E and is in $C^m(\mathbb{R}^n)$, $m \geq 1$, the space of functions from \mathbb{R}^n to \mathbb{R} whose derivatives of order m are continuous and bounded.

In this paper, we survey some of our work on the near Whitney extension problem [2] in \mathbb{R}^n . Thereafter, we survey some of our work on weighted $L_p(\mathbb{R})$, $1 < p \leq \infty$ convergence of orthonormal expansions in \mathbb{R} [12] and present a result of [13]. The motivation for doing this is motivated by interesting connections between Whitney extension theorems, Taylor series and Fourier expansions. Finally, we raise various open questions to study.

1 Whitney, Taylor

1.1 Whitney extension problem

Throughout this paper $d \geq 2$, $n, m \geq 1$ and $|\cdot|$ denotes the Euclidean norm on \mathbb{R}^n . Typically, most constants (most often denoted by c, c_1, \dots) are always small enough and are independent of d, n and possibly other quantities. The context will be clear. ^{*} If this is not explicitly stated, the context will be clear. The same letter may denote different constants and/or functions at any given time. The context will be clear. The classical Whitney extension problem asks the following: Let $\phi : E \rightarrow \mathbb{R}$ be a map defined on an arbitrary set $E \subset \mathbb{R}^n$. How can one decide whether ϕ extends to a map $\Phi : \mathbb{R}^n \rightarrow \mathbb{R}$ which agrees with ϕ on E and is in $C^m(\mathbb{R}^n)$, the space of functions from \mathbb{R}^n to \mathbb{R} whose derivatives of order m are continuous and bounded.

In order to state one answer to this problem from the paper [32], we assume that E is closed. We then ask for a theorem that says that it is possible to extend a given real valued function with domain E in such a way as to have prescribed derivatives at the points of E . The set E will in general, lack a differentiable structure and to this end we need a careful statement of Taylor's theorem on \mathbb{R}^n which provides an essential

^{*}Department of Mathematics, University of Michigan, 530 Church Street, Ann Arbor, MI, USA. email: damelin@umich.edu.

[†]

^{*}By small enough, we mean bounded by a controlled small constant. The analogy of large enough is clear.

ingredient for the aforementioned theorem's statement and proof. The theorem we state is that of Hassler Whitney [32] and is a partial converse to Taylor's theorem.

1.2 Taylor to Whitney

A n -dimensional multi-index is an n -tuple of non-negative integers $\alpha = (\alpha_1, \dots, \alpha_n)$. We write $|\alpha| = \alpha_1 + \dots + \alpha_n$, $\alpha! = \alpha_1! \dots \alpha_n!$. For $x \in \mathbb{R}^n$, we write $x^\alpha = x_1^{\alpha_1} \dots x_n^{\alpha_n}$. Given a function $f : \mathbb{R}^n \rightarrow \mathbb{R}$ in $C^m(\mathbb{R}^n)$, we set

$$D^\alpha f := \frac{\partial^{|\alpha|} f}{\partial x^{\alpha_1} \dots \partial x^{\alpha_n}},$$

when well defined.

We have Taylor's theorem: Let $f : \mathbb{R}^n \rightarrow \mathbb{R}$ in $C^m(\mathbb{R}^n)$ at a point $a \in \mathbb{R}^n$. Then there exist functions $h_\alpha : \mathbb{R}^n \rightarrow \mathbb{R}$ with multi index α such that for $x \in \mathbb{R}^n$,

$$f(x) = \sum_{|\alpha| \leq m} \frac{D^\alpha f(a)}{\alpha!} (x-a)^\alpha + \sum_{|\alpha|=m+1} h_\alpha(x) (x-a)^\alpha$$

and $\lim_{x \rightarrow a} h_\alpha(x) = 0$.

Differentiating and replacing h_α as needed (still denoted by h_α), we obtain with $f_\alpha := D^\alpha f$, for each multi index α ,

$$(1) \quad f_\alpha(x) = \sum_{|\beta| \leq m-|\alpha|} \frac{f_{\alpha+\beta}(a)}{\beta!} (x-a)^\beta + h_\alpha(x, a). \text{ with } h_\alpha = o(|x-a|) \text{ uniformly as } x \rightarrow a.$$

We note that (1) may be regarded as purely a compatibility condition between the functions f_α which must be satisfied in order for these functions to be the coefficients of the Taylor series of the function f . This important observation allows us to deal with the problem of the closed set E , in general lacking a differentiable structure in the following Whitney theorem of Hassler Whitney [32] (below) which follows in part from it.

Let $\phi_\alpha : E \rightarrow \mathbb{R}$ be a collection of functions defined on a closed set $E \subset \mathbb{R}^d$ with all multi-indices $|\alpha| \leq m$ satisfying the compatibility condition (1) for all $x, a \in \mathbb{R}^d$. Then there exists a function $\Phi : \mathbb{R}^d \rightarrow \mathbb{R}$ in $C^m(\mathbb{R}^d)$ such that the following hold:

- $\Phi = \phi_0$.
- $D^\alpha \Phi = \phi_\alpha$.
- Φ is real-analytic in $\mathbb{R}^d \setminus E$.

Fourier series versus Taylor series

A holomorphic function in an annulus containing the unit circle has a Laurent series about zero which generalizes the Taylor series of a holomorphic function in a neighborhood of zero. When restricted to the unit circle, this Laurent series gives a Fourier series of the corresponding periodic function. This explains the connection between the Cauchy integral formula and the integral defining the coefficients of a Fourier series. The connection between the two provided by the Cauchy integral formula is therefore quite remarkable; one takes an integral of f over the unit circle and it tells you information about the behavior of f at the origin.

But this is more a magic property of holomorphic functions than anything else. A variant of this argument would be the following: Assume that the Taylor expansion of a real valued function $f: f(x) = \sum_{k=0}^{\infty} a_k x^k$ is convergent for some $|x| > 1$. Then f can be extended in a natural way into the complex plane by writing $f(z) = \sum_{k=0}^{\infty} a_k z^k$ with $|z| \leq 1$. Restricting to the unit circle $|z| = 1$, define $F(\phi) := f(e^{i\phi})$, that is, consider f as a function of the polar angle ϕ . F has period 2π and its Fourier expansion is nothing else but $F(\phi) = \sum_{k=0}^{\infty} a_k e^{ik\phi}$ where the a_k are the Taylor coefficients of the real valued map $x \mapsto f(x)$

Our ultimate goal from this paper is to begin an exploration of relations between Whitney extensions and orthonormal expansions in line with the above discussion and the interesting paper [13]. To this end, moving forward we will survey our work in [12, 2] and then state an interesting result of [13] (See Section 5) and raise some pertinent open questions related to these ideas.

We begin with:

2 The near distorted Whitney extension problem

2.1 The problem

In this section, we provide a small taste of some of the work in [2] and refer the reader to the monograph [2] for the full adventure!

- A map $A : \mathbb{R}^d \rightarrow \mathbb{R}^d$ is an improper Euclidean motion (rigid motion, distance preserving transformation) if there exist $M \in O(d)$ and a translation $x_0 \in \mathbb{R}^d$ so that for every $x \in \mathbb{R}^d$, $A(x) = Mx + x_0$.
- If $M \in SO(d)$, then A is a proper (orientation preserving) Euclidean motion. Here, $O(d)$ and $SO(d)$ are respectively the orthogonal and special orthogonal groups. A Euclidean motion can either be proper or improper.
- A map $f : \mathbb{R}^d \rightarrow \mathbb{R}^d$, will be called a c -distortion if there exists $c > 0$ small enough depending on d so that $(1 - c)|x - y| \leq |f(x) - f(y)| \leq |x - y|(1 + c)$ for every $x, y \in \mathbb{R}^d$. Note that f is non-rigid.

The problems we are concerned with are:

- (1) Let $\phi : E \rightarrow \mathbb{R}^d$ be a smooth near distortion [†] on a finite set $E \subset \mathbb{R}^d$ with certain geometry. How to decide whether ϕ extends to a smooth, one to one and onto near distortion $\Phi : \mathbb{R}^d \rightarrow \mathbb{R}^d$ which agrees with ϕ on E and with Euclidean motions in \mathbb{R}^d .
- (2) Let $U \subset \mathbb{R}^n$ be open and let $E \subset U$ be a compact set with certain geometry. Let $\phi : U \rightarrow \mathbb{R}^n$ be a smooth near isometry. How to decide if there exists a smooth one-to-one and onto near isometry $\Phi : \mathbb{R}^n \rightarrow \mathbb{R}^n$ which agrees with ϕ on E and agrees with Euclidean motions on \mathbb{R}^n .

In [2], we study (1-2) in detail. This is a fascinating problem with connections to harmonic analysis, best approximation in algebraic varieties, algebraic geometry in particular, tensor analysis, alignment, clustering, the Procrustes alignment data problem, the manifold data learning problem and BMO (the space of maps of bounded mean variation). See also [1, 12, 16, 17, 18, 19, 20].

[†]When we use the term "near distortion", we mean c -distortion for small enough c .

2.2 Some variants

Problem (1) below is an example of (1) above:

Problem 1. *Let us be given a positive constant c small enough depending on d . Does there exist a positive constant c' small enough depending on c so that the following holds. Given two sets of $k \geq 1$ distinct points in \mathbb{R}^d , $\{y_1, \dots, y_k\}$ and $\{z_1, \dots, z_k\}$. Suppose for every $1 \leq i, j \leq k$,*

$$(1 - c') < \frac{|z_i - z_j|}{|y_i - y_j|} \leq (1 + c'). \quad (2.1)$$

(1) *Does there exist a smooth one-to-one and onto c -distortion $\Phi : \mathbb{R}^d \rightarrow \mathbb{R}^d$ which obeys $\Phi(y_i) = z_i$, $1 \leq i \leq k$?[‡]*

(2) *Φ agrees with Euclidean motions on \mathbb{R}^d .*

(3) *Can one say something about how c, c', k, d are related?*

Problem 2. *Let us be given a positive constant c small enough depending on d . Does there exist a positive constant c' small enough depending on c so that the following holds. Given two sets of $k \geq 1$ distinct points in \mathbb{R}^d , $\{y_1, \dots, y_k\}$ and $\{z_1, \dots, z_k\}$. Suppose for every $1 \leq i, j \leq k$, (2.1) holds with c' .*

(1) *Is it possible to find a Euclidean motion A so that uniformly for every $1 \leq i \leq k$,*

$$(1 - c)|y_i - z_i| \leq |A(y_i) - A(z_i)| \leq (1 + c)|y_i - z_i|$$

(2) *Can one say something about how c, c', k, d are related?*

In the case of isometric extension, Theorem 2 is less subtle. It is well known, see for example [31] that following holds..

Let $\{y_1, \dots, y_k\}$ and $\{z_1, \dots, z_k\}$ be two collections of $k \geq 1$ distinct points in \mathbb{R}^d . Suppose

$$|z_i - z_j| = |y_i - y_j|, 1 \leq i, j \leq k.$$

Then, there exists a Euclidean motion, $A : \mathbb{R}^d \rightarrow \mathbb{R}^d$ with

$$A(y_i) = z_i, 1 \leq i \leq k.$$

§

2.3 Problem 1

Problem 1 and Problem 2 are a new way to view interpolation and non-rigid alignment of data. See [2] for the full details.

We now begin to look at Problem 1 and Problem 2. We will translate "smooth" into the idea of a c -distorted diffeomorphism.

Given c small enough, a diffeomorphism $f : \mathbb{R}^d \rightarrow \mathbb{R}^d$ is a c -distorted diffeomorphism if f is a c distortion. ¶

We are now going to provide two examples of c -distorted diffeomorphisms.

[‡]Note that this is an interpolation problem as well a non-rigid alignment data problem.

[§]In \mathbb{R}^d , every rigid map is a Euclidean motion. The converse is clear.

[¶]A diffeomorphism $f : \mathbb{R}^d \rightarrow \mathbb{R}^d$ is a differentiable one-to-one and onto function with a differentiable inverse.




Figure 1: Near isometric correspondence shape matching found between a dog and a wolf. See the reference [24]




Figure 2: Near isometric correspondences found between horses: See the reference [29]

2.4 Slow twists

Example 1. Let $\varepsilon > 0$ small enough and $x \in \mathbb{R}^d$. Let T_x be the block-diagonal matrix given by

$$\begin{bmatrix} D_1(x) & 0 & 0 & 0 & 0 & 0 \\ 0 & D_2(x) & 0 & 0 & 0 & 0 \\ 0 & 0 & \cdot & 0 & 0 & 0 \\ 0 & 0 & 0 & \cdot & 0 & 0 \\ 0 & 0 & 0 & 0 & \cdot & 0 \\ 0 & 0 & 0 & 0 & 0 & D_r(x). \end{bmatrix}$$

where for each i either $D_i(x)$ is the 1×1 identity matrix or else

$$D_i(x) = \begin{bmatrix} \cos f_i(|x|) & \sin f_i(|x|) \\ -\sin f_i(|x|) & \cos f_i(|x|) \end{bmatrix}$$

for a function f_i of one variable satisfying:

$$A : t|f'_i(t)| < c\varepsilon, t \geq 0.$$

Here c is small enough*. Then,

$$f_{ST}(x) := M^T T_x(Mx)$$

for $x \in \mathbb{R}^d$ and for a fixed $M \in SO(d)$. is a ε distorted diffeomorphism. We call f_{ST} a Slow twist (in analogy to rotations).

2.5 Slides

Example 2. Let $\varepsilon > 0$ be small enough and let $f : \mathbb{R}^d \rightarrow \mathbb{R}$ be a smooth function satisfying the following condition**

$$B : |f'(t)| < c\varepsilon, t \geq 0.$$

Here, c is small enough. Consider the function $f_{SL}(t) = t + f(t)$. Then f_{SL} is ε -distorted and we call it a Slide (in analogy to translations).

Here are two examples: Take a function $f : \mathbb{R}^2 \rightarrow \mathbb{R}$ and suppose (A) holds. Then

$$T_x = \begin{bmatrix} \cos f(|x|) & \sin f(|x|) \\ -\sin f(|x|) & \cos f(|x|) \end{bmatrix}.$$

Take a function $f : \mathbb{R}^3 \rightarrow \mathbb{R}$ and suppose (A) holds. Then

$$T_x = \begin{bmatrix} 1 & 0 & 0 \\ 0 & \cos(f(|x|)) & \sin(f(|x|)) \\ 0 & -\sin(f(|x|)) & \cos(f(|x|)) \end{bmatrix}.$$

2.6 Slow twists: action

Here we illustrate the concept of a Slow twist on \mathbb{R}^2 . Given a $\varepsilon > 0$ and a function $f : \mathbb{R}^2 \rightarrow \mathbb{R}$ so that (A) holds with the function f . Define the Slow twist matrix T_x for any $x \in \mathbb{R}^2$ via

$$T_x := \begin{bmatrix} \cos f(|x|) & \sin f(|x|) \\ -\sin f(|x|) & \cos f(|x|) \end{bmatrix}.$$

Then given any pure rotation $M \in \text{SO}(2)$, the following function $f_{St}(x) := M^T T_x M x : \mathbb{R}^2 \rightarrow \mathbb{R}^2$ is a Slow twist.

In 2 dimensions, the rotation M does not affect anything since rotations are commutative on \mathbb{R}^2 . However, for higher dimensions this is not the case, and hence we leave them in the formulas, but for now we always fix M to be the identity matrix. For a first set of illustrations, we will look only at one application of a Slow twist with f being an exponential function with differing scaling parameter.

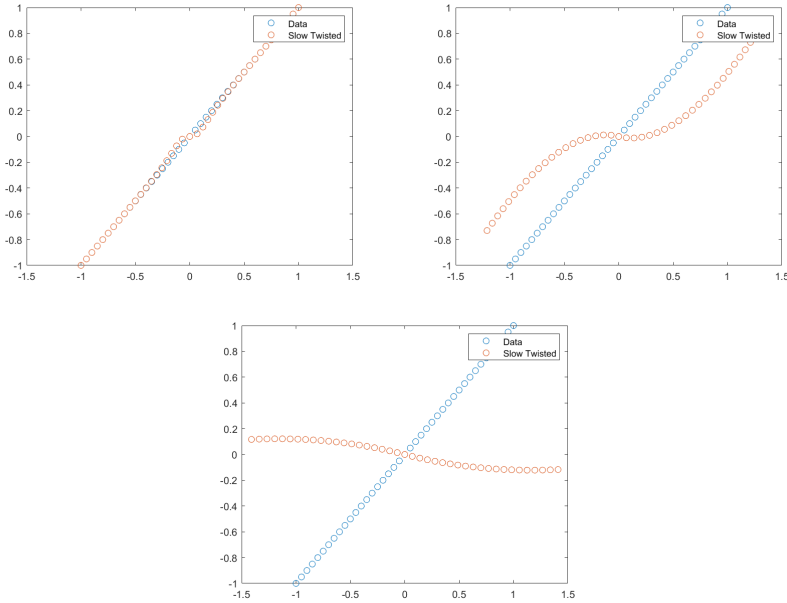


Figure 3: Initial points lying on the line $y = x$, and the application of a Slow twist with $f(x) = \exp(-c|x|)$, with $c = 10$ (top left), $c = 1$ (top middle), and $c = 0.1$ top right).

For large values of c depending on d the twist is near isometric, and even outside a small enough cube centered at the origin, the points are left essentially fixed. On the other hand, as c tends to 0, the twist becomes closer to a pure rotation near the origin. Nevertheless, at a far enough distance, the Slow twist f_{ST} will leave the points essentially unchanged. Indeed, the next figures illustrate this:

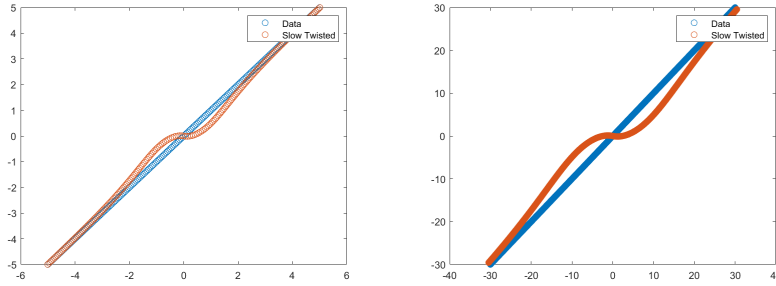


Figure 4: Large scale for Slow twists with $f(x) = \exp(-c|x|)$. Left: $c = 1$, the twist leaves the points essentially static outside $[-5, 5]^2$; Right: $c = 0.1$, the twist only starts to leave the points static outside about $[-30, 30]^2$.

2.7 Fast twists

Let us pause to consider what happens when the decay condition on the twist function f (A) is not satisfied; in this case we will dub the twist function a Fast twist for reasons that will become apparent presently.

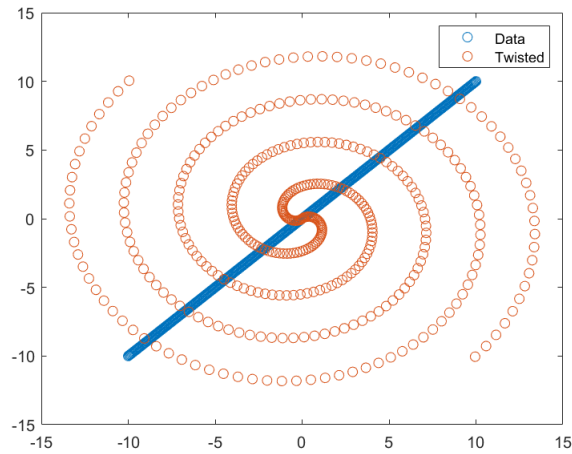


Figure 5: Fast twist with function $f(x) = |x|$.

One can see that when f is the identity function, the rate of twisting is proportional to the distance away from the origin, and hence there is no way that the twist function will leave points fixed outside of any ball centered at the origin. Likewise, one sees from that the Fast twist with function $f(x) = |x|^2$ rapidly degenerates points into a jumbled mess.

2.8 Iterated Slow twists

Here we illustrate what happens when one iteratively applies a Slow twist to a fixed initial point.

We see an illustration of the fact that the composition of Slow twists remains a Slow twist, but the distortion changes slightly; indeed, notice that as we take more iterations of the exponential Slow twist, we must go

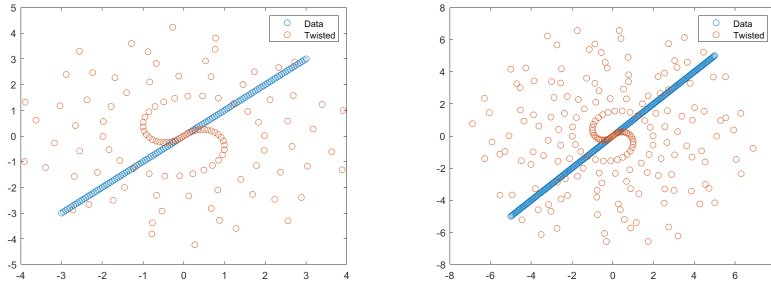


Figure 6: Fast twist with $f(x) = |x|^2$ for a small enough interval $[-3, 3]$ (left) and large interval $[-10, 10]$.

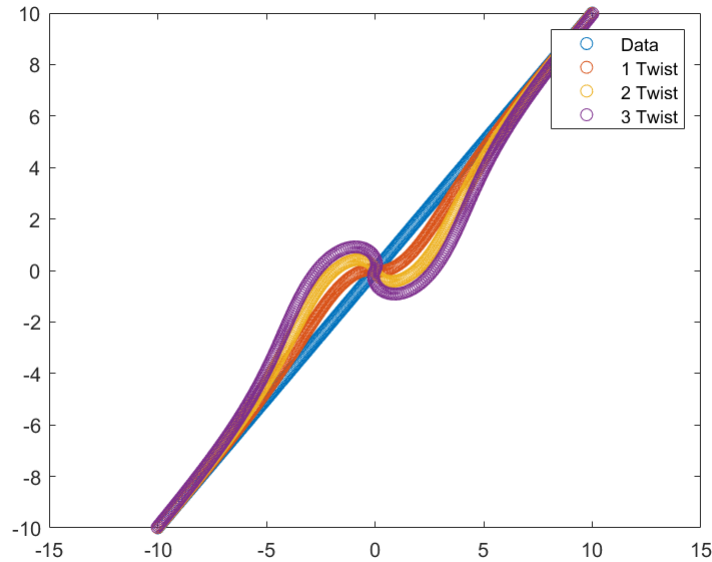


Figure 7: Iterated Slow twist with $f(x) = \exp(-0.5|x|)$. Shown is the initial points along the line $y = x$, $f_{St}(x)$, $f_{St} \circ f_{St}(x)$, and $f_{St} \circ f_{St} \circ f_{St}(x)$.

farther away from the origin before the new twist leaves the points unchanged.

2.9 Slides: action

We illustrate some simple examples of Slides on \mathbb{R}^2 .

First consider equally spaced points on the line $y = -x$, and the Slide given by the function

$$f(t) := \begin{bmatrix} \frac{1}{1+|t_1|^2} \\ \frac{1}{2}e^{-|t_2|} \end{bmatrix}.$$

This is illustrated in Figure 8.

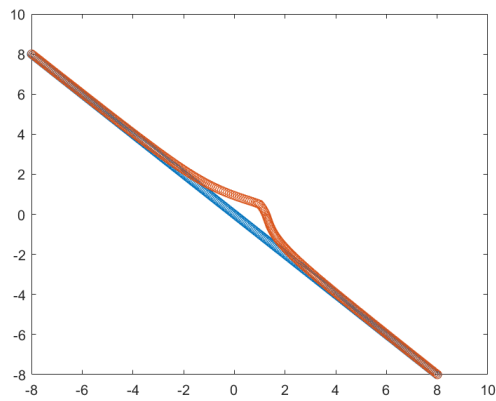


Figure 8: Slide with the function f given above.

To give some more sophisticated examples, we consider first the Slide function

$$f(t) := \begin{bmatrix} e^{-|t_1|} \\ e^{-0.1|t_2|} \end{bmatrix},$$

acting iteratively on uniform points along both the lines $y = x$ and $y = -x$.

Similarly, the following figure shows the Slide function

$$f_2(t) := \begin{bmatrix} 1 - e^{-|t_1|} \\ 1 - e^{-0.1|t_2|} \end{bmatrix}$$

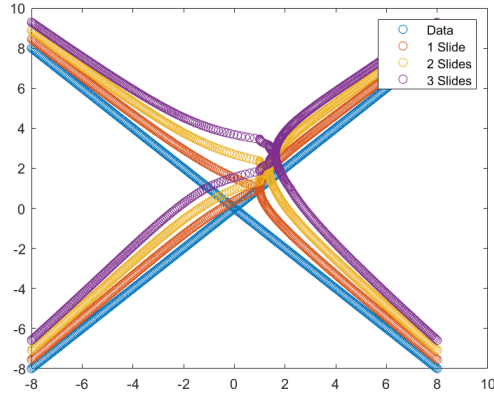


Figure 9: Lines $y = x$ and $y = -x$ along with $f_{SL}(x)$, $f_{SL} \circ f_{SL}$ and $f_{SL} \circ f_{SL} \circ f_{SL}(x)$ for f .

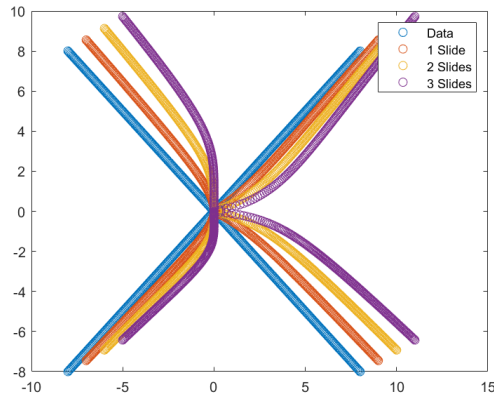


Figure 10: Lines $y = x$ and $y = -x$ along with $f_{SL}(x)$, $f_{SL} \circ f_{SL}$ and $f_{SL} \circ f_{SL} \circ f_{SL}(x)$ for f_2 .

acting iteratively on uniform points along the lines $y = x$ and $y = -x$.

2.10 Slides at different distances

To illustrate the effect of the distance of points from the origin, we illustrate here how Slides affect uniform points on circles of different radii.

We use again the asymmetric sliding function

$$f(t) = \begin{bmatrix} \frac{1}{1+|t_1|^2} \\ \frac{1}{2}e^{-|t_2|} \end{bmatrix}.$$

We see that the farther out the points are; i.e., the larger the radius of the initial circle, the less the effect of the Slide, which makes sense given the definition and the fact that the Slides must be ε -distortions of \mathbb{R}^2 .

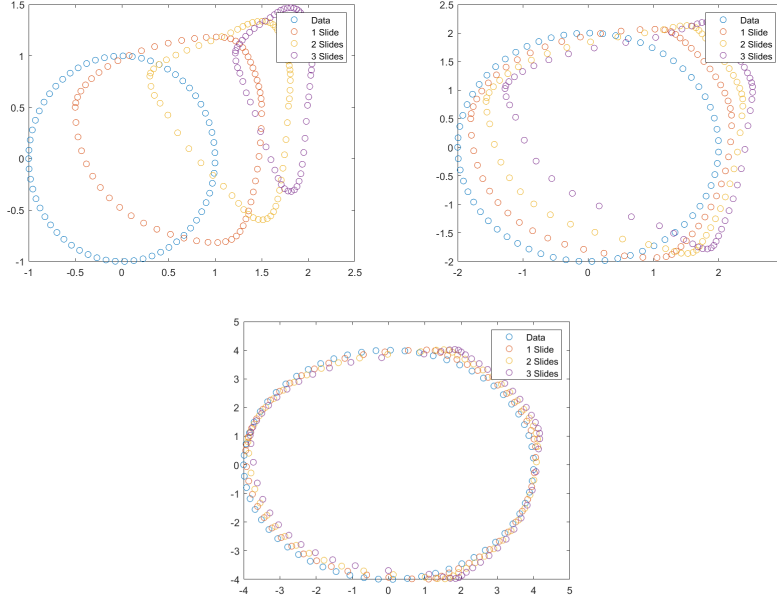


Figure 11: Circles under 3 iterated Slides with the function g above, beginning with a circle of radius 1 (top left), 2 (top right) and 4 (bottom).

2.11 3D motions

Here we illustrate some of the motions above in \mathbb{R}^3 .

Here, we construct a generic rotation matrix in $SO(3)$ by specifying parameters a, b, a_1, d satisfying $a^2 + b^2 + a_1^2 + d^2 = 1$, and the rotation matrix M is defined by

$$M = \begin{bmatrix} a^2 + b^2 - a_1^2 - d^2 & 2(ba_1 - ad) & 2(bd + aa_1) \\ 2(ba_1 + ad) & a^2 - b^2 + a_1^2 - d^2 & 2(a_1d - ab) \\ 2(bd - aa_1) & 2(a_1d + ab) & a^2 - b^2 - a_1^2 + d^2 \end{bmatrix}.$$

As a reminder, our Slow twist on \mathbb{R}^3 is thus $M_x^T(Mx)$.

Example 1. Our first example is generated by the rotation matrix M as above with parameters $a = b = \frac{1}{\sqrt{3}}$ and $a_1 = d = \frac{1}{\sqrt{6}}$, and the Slow twist matrix St as

$$\begin{bmatrix} 1 & 0 & 0 \\ 0 & \cos(f(|x|)) & \sin(f(|x|)) \\ 0 & -\sin(f(|x|)) & \cos(f(|x|)) \end{bmatrix},$$

where $f(t) = e^{-\frac{t}{2}}$. Figures 12 and 13 show two views of the twisted motions generated by these parameters.

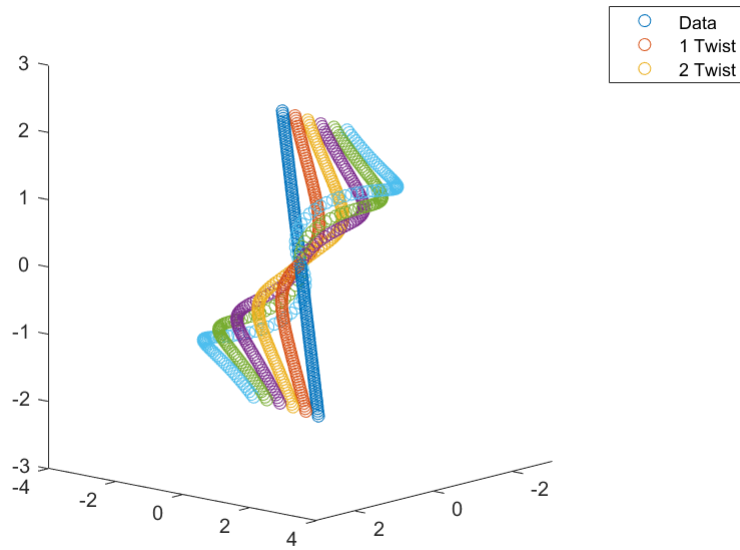


Figure 12: Slow twist in \mathbb{R}^3 .

2.12 3D Slides

Here we generate 1000 random points on the unit sphere in \mathbb{R}^3 and allow them to move under a Slide formed by

$$f(x) = x + \begin{bmatrix} e^{-0.5|x_1|} \\ e^{-|x_2|} \\ e^{-\frac{3}{2}|x_3|} \end{bmatrix}.$$

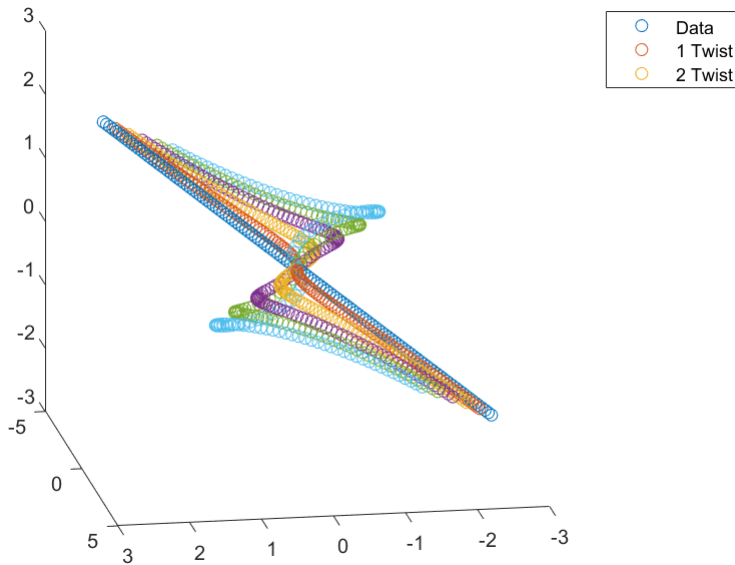


Figure 13: Alternate View of Slow twist in \mathbb{R}^3 .

From the definition of Slow twists and Slides, the following holds.

- Theorem 2.1.** (1) Let $\varepsilon > 0$ be small enough. There exists δ_1 small enough depending on ε so that the following holds. Let $M \in SO(d)$ and let $c_1 < \delta_1 c_2$. Then there exists a ε -distorted diffeomorphism f with $f(x) = M(x)$, $|x| \leq c_1$ and $f(x) = x$, $|x| \geq c_2$.
- (2) Let $\varepsilon > 0$. There exists δ_1 small enough depending on ε so that the following holds. Let $A(x) := M(x) + x_0$ be a proper Euclidean motion and let $c_3 < \delta_1 c_4$, $|x_0| \leq c_5 \varepsilon c_3$. Then there exists a ε -distorted diffeomorphism f with $f(x) = A(x)$, $|x| \leq c_3$ and $f(x) = x$, $|x| \geq c_4$.
- (3) Let $\varepsilon > 0$. There exists δ_1 small enough depending on ε such that the following holds. Let $c_6 \leq \delta_1 c_7$ and let $x, x' \in \mathbb{R}^d$ with $|x - x'| \leq c_8 \varepsilon c_6$ and $|x| \leq c_6$. Then, there exists a ε -distorted diffeomorphism

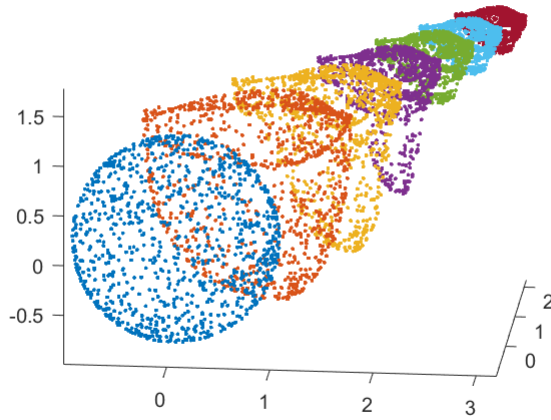


Figure 14: Anisotropic Slide on the 2-sphere.

f with:

(a) $f(x) = x'$.

(b) $f(y) = y, |y| \geq c_7$.

Moreover, we have:

Theorem 2.2. • Let $E \subset \mathbb{R}^d$ be a finite set with $\text{diameter}(E) \leq 1$. There exists ε -distorted diffeomorphism $\Phi : \mathbb{R}^d \rightarrow \mathbb{R}^d$ and c, c' depending on ε with c small enough and c' large enough so that:

- Φ coincides with an improper Euclidean motion on $\{x \in \mathbb{R}^d : \text{dist}(x, E) \geq c\}$.
- Φ coincides with an improper Euclidean motion A_z on $B(z, c')$ for each $z \in E$.
- $\Phi(z) = z$ for each $z \in E$.

We have then:

Theorem 2.3. Let $\varepsilon > 0$ be small enough. Then there exist δ and $\hat{\delta}$ depending on ε small enough such that the following holds. Let $E \subset \mathbb{R}^d$ be a collection of distinct $k \geq 1$ points $E := \{y_1, \dots, y_k\}$. Suppose we are given a function $\phi : E \rightarrow \mathbb{R}^d$ with

$$|x - y| |(1 + \delta)^{-1}| \leq |\phi(x) - \phi(y)| \leq (1 + \delta) |x - y|, \quad x, y \in E. \quad (2.2)$$

(1) If $k \leq d$, there exists a ε -distorted diffeomorphism $\Phi : \mathbb{R}^d \rightarrow \mathbb{R}^d$ so that:

(a) Φ agrees with ϕ on E .

(b) Suppose $y_{i_0} = \phi(y_{i_0})$ for one $i = i_0$, $1 \leq i \leq k$. Then $\Phi(x) = x$, $|x - y_{i_0}| \geq \hat{\delta}^{-1/2} \text{diam} \{y_1, \dots, y_k\}$.

(2) There exists δ_1 such that the following holds. Let $E \subset \mathbb{R}^d$ be a collection of distinct $k \geq 1$ points $E := \{y_1, \dots, y_k\}$. Suppose that (2.2) holds with δ_1 . There exists a Euclidean motion A with

$$|\phi(x) - A(x)| \leq \varepsilon \text{diam}(E), \quad x \in E. \quad (2.3)$$

If $k \leq d$, then A can be taken as proper.

An important observation in Theorem 2.3 is that if $y_i = \phi(y_i)$ for one $i = i_0$, $1 \leq i_0 \leq k$, the extension Φ agrees with a Euclidean motion away from the set E . What this says is that if the function ϕ has a fixed point at one of the points of E , then the function Φ must be essentially rigid away from the set E . Note the unfortunate restriction of $k \leq d$ in Theorem 2.3(1). The good news is that the problem for this restriction occurs for only some degenerate cases and once removed, an explicit relation between the distortion constants ε and δ can be given.

In summary: See [2] for more details:

- Removing the restriction of k in Theorem 2.3(1). Removal of Degenerate Cases. We assume the following:
- The diameter of the set E is not too large. More precisely: $\text{diameter}(E) \leq 1$.
- The points of the set E cannot be too close to each other. More precisely: There exists $0 < \eta < 1$ so that $|x - y| > \eta$ for every distinct $x, y \in E$.
- The points of the set E are close to a hyperplane in \mathbb{R}^d . More precisely: For a set of $l + 1$ points in \mathbb{R}^d , with $l \leq d$, say z_0, \dots, z_l we define $V_l(z_0, \dots, z_l) := \text{vol}_{l \leq d}(\text{simplex}_l)$ where simplex_l is the l -simplex with vertices at the points z_0, \dots, z_l . Thus $V_l(z_0, \dots, z_l)$ is the $l \leq d$ -dimensional volume of the l -simplex with vertices at the points z_0, \dots, z_l . We write $V_l(E)$ as the maximum of $V_l(z_0, \dots, z_l)$ over all points z_0, z_1, \dots, z_l in E . Assume the following: There exists $0 < \eta < 1$ so that $V_l(E) < \eta$.
- Another interpretation: What is required is that on any $d + 1$ of the k points which form vertices of a relatively voluminous simplex, the mapping ϕ is orientation preserving.
- We then have: $\delta = \exp\left(-\frac{c}{\varepsilon}\right)$.

Regarding (2) in Theorem 2.3, it is shown in [2] using tools in approximation theory and algebraic geometry that if the points E are forced lie on ellipse of radius 1, then one can take $\delta = c\varepsilon^c$.

We now work with compact sets in open sets in \mathbb{R}^n and achieve the optimal $\delta = c\varepsilon$.

We work with a C^1 map $\phi : U \rightarrow \mathbb{R}^n$ with $U \subset \mathbb{R}^n$ be an open set. For a compact set E in \mathbb{R}^n , and $x \in \mathbb{R}^n$, we write for convenience $d(x) := \text{dist}(x, E)$. Let $\varepsilon > 0$.

We assume the following:

- (a) Geometry of E : For certain positive constants c_0, C_1, c_2 depending on n , the following holds: Let $x \in \mathbb{R}^n \setminus E$. If $d(x) \leq c_0 \text{diam}(E)$, then there exists a ball $B(z, r) \subset E$ such that $|z - x| \leq c_1 d(x)$ and $r \geq c_2 d(x)$.
- (b) Geometry of ϕ : For $x, y \in E$, $|x - y|(1 - \varepsilon) \leq |\phi(x) - \phi(y)| \leq (1 + \varepsilon)|x - y|$.

(c) Controlled constants: ε is smaller than a small positive constant determined by c_i , $i = 0, 1, 2$ and n .

Here is the main result from [2].

Theorem 2.4. *Under the above assumptions, there exists a C^1 function $\Phi : \mathbb{R}^n \rightarrow \mathbb{R}^n$ and a Euclidean motion $A : \mathbb{R}^n \rightarrow \mathbb{R}^n$, with the following properties:*

- $(1 - c'\varepsilon)|x - y| \leq |\Phi(x) - \Phi(y)| \leq (1 + c'\varepsilon)|x - y|$ for all $x, y \in \mathbb{R}^n$. c' determined by c_i , $i = 1, 2, 3$ and n .
- $\Phi = \phi$ in a neighborhood of E .
- $\Phi = A$ outside $\{x \in \mathbb{R}^n : d(x) < c_0\}$.
- $\Phi : \mathbb{R}^n \rightarrow \mathbb{R}^n$ is one-to-one and onto.
- If $\phi \in C^m(U)$ for some given $m \geq 1$, then $\Phi \in C^m(\mathbb{R}^n)$.
- If $\phi \in C^\infty(U)$, then $\Phi \in C^\infty(\mathbb{R}^n)$.

Moving forward we are now going to survey some of our work on weighted $L_p(\mathbb{R})$, $1 < p \leq \infty$ convergence of orthonormal expansions in \mathbb{R} , see [12]. Our survey is motivated by our discussion above under the title "Fourier series versus Taylor series", the work of [13] (orthonormal expansions) and the work on Taylor series (Section 1.2) both of which imply Whitney extension theorems.

3 Orthonormal expansions on the line \mathbb{R}

For a positive measure $d\alpha$ on the real line with infinitely many points its support and with all power moments $\int x^l \alpha(t)$, $l = 0, 1, 2, \dots$ finite, the Gram-Schmidt process then generates orthonormal polynomials $p_n(x) = p_n(d\alpha)(x) = \gamma_n x^n + \dots + \gamma_0$, satisfying $\int p_n(t)p_l(t)d\alpha(t) = \delta_{ln}$.[¶] Here,

$$\delta_{l,n} := \begin{cases} 0, & l \neq n \\ 1, & l = n \end{cases}$$

Here we set $p_{-1} = 0$, $p_0 = (\int d\alpha(t)dt)^{-1/2}$. The orthonormal polynomials satisfy the recurrence.

$$xp_n(x) = \alpha_n p_{n+1}(x) + \alpha_{n-1} p_{n-1}(x), \quad x \in \mathbb{R}$$

where $\alpha_n := \frac{\gamma_{n-1}}{\gamma_n}$, $\gamma_0 = 1$ and $\lim_{n \rightarrow \infty} \frac{\alpha_{n+1}}{\alpha_n} = 1$. Now for functions $f : \mathbb{R} \rightarrow \mathbb{R}$ for which $f(t)t^l$, $l \geq 0$ is integrable with respect to $d\alpha$, we can form the formal orthonormal polynomial expansion $S(f) := S(f, d\alpha) = \sum_{l=0}^{\infty} c_l p_l$ where for $l \geq 0$, $c_l := \int f p_l d\alpha$ and by $S_n(f) := S_n(f, d\alpha) = \sum_{j=0}^{n-1} c_j p_j$, the $(n-1)$ th partial sum of $S(f)$. We are interested in studying how to understand for fixed f , convergence of $S_n(f)$ to $S(f)$ as $n \rightarrow \infty$.

4 Translation to weighted $L_p(\mathbb{R})$, $1 < p \leq \infty$ convergence of $S_n(f)$ to $S(f)$ as $n \rightarrow \infty$ for fixed admissible f .

We set $d\alpha(t) = w(t)^2 dt$ with w a positive even function on \mathbb{R} of smooth polynomial decay for large argument. For $1 < p \leq \infty$ and fixed weight w , we will always work with functions f so that the norm below is finite.

[¶]Recall from the beginning that we always have $n \geq 1$.

We will call such functions admissible.

$$|fw|_{p(\mathbb{R})} := \begin{cases} \sup_{x \in \mathbb{R}} |fw(x)|, & p = \infty \\ \left(\int_{\mathbb{R}} |(fw)(x)|^p dx \right)^{1/p}, & 1 < p < \infty. \end{cases}$$

Given $u, x \in \mathbb{R}$, we set

$$\Delta_u(f)(x) := f(x+u) - f(x)$$

and for a fixed $\gamma \in \mathbb{R}$, we will also define

$$u_\gamma(y) := (1 + |y|)^\gamma, \quad y \in \mathbb{R}.$$

4.1 A class of admissible weights.

We work with the following class of admissible weights. See [22, 23, 12].

Definition 4.5. *A weight function $w = \exp(-Q) : \mathbb{R} \rightarrow (0, \infty)$ will be called admissible if each of the following conditions below is satisfied:*

(a) $Q := \log(1/w)$ is continuously differentiable, even and satisfies $Q(0) = 0$;

(b) Q' is nondecreasing in \mathbb{R} with

$$\lim_{x \rightarrow \infty} Q(x) = \lim_{x \rightarrow -\infty} Q(x) = \infty.$$

Assume that there exists $\eta > 1$ with

$$\eta < \frac{xQ'(x)}{Q(x)} \leq C, \quad x \in \mathbb{R} \setminus \{0\}.$$

(c) For every $\varepsilon > 0$, there exists $\delta > 0$ such that for every $x \in \mathbb{R} \setminus \{0\}$,

$$\int_{x-\delta|x}^{x+\delta|x} \frac{|Q'(s) - Q'(x)|}{|s-x|^{3/2}} ds \leq \varepsilon |Q'(x)|.$$

Definition (4.5), defines a general class of even weights for which our results hold. ** The weak regularity and smoothness conditions on w above are needed, for bounds on p_n , and its zeroes and are used heavily in our proofs of the results below taken from [12]. Note that Definition (4.5) does not require Q'' to exist. Instead, we require only a mild local Lipschitz 1/2 condition on Q' . Note that Q grows as a polynomial for large argument and w is of smooth polynomial decay for large argument. We note, as an easily absorbed example, that $w_\beta(x) := \exp(-|x|^\beta)$, $\beta > 1$, $x \in \mathbb{R}$ is an example of an admissible weight. The case $\beta = 2$ is just the Hermite weight. See [22].

4.2 The numbers a_u and α_n

In studying weighted polynomial approximation for admissible weights w on the line, an important role is played by the scaled endpoints $\pm a_u$ of the support of the equilibrium measure for w^2 (see for example [12, 22, 23]) and the asymptotic behavior of the quotient $\frac{\alpha_n}{a_n}$. More precisely:

**Later, we will look at a paper [13] which shows a deep connection between Whitney extensions and orthogonal expansions for Laguerre orthogonal polynomials.

Given $u > 0$, we define the real number a_u by the positive root of the equation

$$u = \frac{2}{\pi} \int_0^1 \frac{a_u t Q'(a_u t)}{\sqrt{1-t^2}} dt, \quad u > 0.$$

It is known, see [22, 23, 12], that a_u is uniquely defined, strictly increasing in $(0, \infty)$ with

$$\lim_{u \rightarrow \infty} a_u = \infty$$

and of polynomial growth for large argument. For example, for the weight, $w_\beta(x) := \exp(-|x|^\beta)$ above, it is known that

$$a_u \sim u^{1/\beta}.$$

One of the important properties of the number a_u which allows the analysis the convergence of $S_n(f)$ to $S(f)$ in $L_p(\mathbb{R})$ is the fact that, see [22, 23, 12], that

$$|Pw|_{\infty(\mathbb{R})} = |Pw|_{\infty[-a_n, a_n]}$$

and

$$|(Pw)(x)|_{\infty(|x| \geq sa_n)} \leq \exp(-cn) |Pw|_{\infty[-a_n, a_n]}$$

for every fixed $s > 1$ and for every polynomial P of degree at most n with $1 < p < \infty$ analogues. By differentiation, it not difficult to see why the above should hold for $\exp(-|x|^\beta)$. Indeed, these "Infinite-finite" inequalities allow a shift in various weighted polynomial approximations on \mathbb{R} to approximations on sequences of compact intervals. It is also known, see [22, 23, 12] that $\lim_{n \rightarrow \infty} \frac{\alpha_n}{a_n} = 1/2$.

4.3 Main Results in [12]

Following are the main results of [12].

4.3.1 Necessary results: $L_\infty(\mathbb{R})$

Theorem 4.6. *Let w be an admissible weight and $B, b \in \mathbb{R}$ with $b < B$. Then for*

$$\begin{aligned} \sup_{n \in \Omega} |S_n(f) w u_b(x)| \\ \leq c |f w u_B|_{\infty(\mathbb{R})} \end{aligned} \tag{4.4}$$

to hold for some infinite subsequence $\Omega \subseteq \mathbb{N}$, for all $x \in \mathbb{R}$ and admissible f for which the right-hand side of (4.4) is finite it is necessary that

$$B > 0 \tag{4.5}$$

and uniformly

$$a_n^{b - \min\{B, 1\}} n^{1/6} C_{B, n} = O(1) \tag{4.6}$$

where

$$C_{B, n} := \begin{cases} 1, & B \neq 1 \\ \log n, & B = 1. \end{cases}$$

4.3.2 Sufficiency results: $L_\infty(\mathbb{R})$

Theorem 4.7. *Let w be an admissible weight, $b \leq 0$ and assume (4.5) and (4.6). Let $x \in \mathbb{R}$ and assume moreover that*

$$\frac{\alpha_{n+1}}{\alpha_n} = 1 + O\left(\frac{1}{n}\right), \quad n \rightarrow \infty. \quad (4.7)$$

^{††}. *Then there exists an infinite subsequence $\Omega \subseteq \mathbb{N}$ so that for $n \in \Omega$*

$$\begin{aligned} & |(S_n(f)wu_b)(x)| \\ & \leq c \left[\log n |fwu_B|_{\infty(\mathbb{R})} + \int_{-1}^1 \left| \frac{[wu_b \Delta_y(f)](x)}{y} dy \right| \right] \end{aligned} \quad (4.8)$$

for admissible f for which the right-hand side of (4.8) is finite. If in addition, (4.9) holds below,

$$\frac{\alpha_n}{a_n} = \frac{1}{2} \left[1 + O\left(\frac{1}{n^{2/3}}\right) \right], \quad n \rightarrow \infty, \quad (4.9)$$

then for $n \geq 1$

$$\begin{aligned} & |(S_n(f)wu_b)(x)| \\ & \leq c \left[\log n |fwu_B|_{\infty(\mathbb{R})} + \int_{-1}^1 \left| \frac{[wu_b \Delta_y(f)](x)}{y} dy \right| \right] \end{aligned} \quad (4.10)$$

for all admissible f for which (4.10) is finite.

Theorem 4.8. *Let w be admissible, $x \in \mathbb{R}$, $b \leq 0$ and assume (4.5)-(4.7). Then there exists an infinite subsequence $\Omega \subseteq \mathbb{N}$ such that for $n \in \Omega$*

$$|S_n[f]wu_b(x)| \leq c \left[\log n |fwu_B|_{\infty(\mathbb{R})} + |f'wu_b|_{\infty(\mathbb{R})} \right] \quad (4.11)$$

for admissible $f : \mathbb{R} \rightarrow \mathbb{R}$ for which the right side of (4.11) is finite. Moreover, if (4.9) holds in addition, then for $n \geq 1$,

$$|S_n[f]wu_b(x)| \leq c \left[\log n |fwu_B|_{\infty(\mathbb{R})} + |f'wu_b|_{\infty(\mathbb{R})} \right] \quad (4.12)$$

for all admissible functions $f : \mathbb{R} \rightarrow \mathbb{R}$ for which the right-hand side of (4.12) holds.

Note that (4.8) and (4.11) are for a subsequence whereas (4.10) and (4.12) is for all $n \geq 1$.

Now we look at L_p analogues of Theorems (4.6-4.7).

4.4 $L_p(\mathbb{R})$ results

Theorem 4.9. *Let w be admissible, $b, B \in \mathbb{R}$ with $b \leq B$, $1 < p < \infty$ and $C_{B,n}$ as defined in (4.6). Then for*

$$\sup_{n \in \Omega} |S_n[f]wu_b|_{p(\mathbb{R})} \leq c |fwu_B|_{p(\mathbb{R})} \quad (4.13)$$

to hold for some infinite subsequence $\Omega \subseteq \mathbb{N}$ and for all admissible f for which (4.13) is finite it is necessary that

$$b < 1 - 1/p, \quad B > -1/p. \quad (4.14)$$

In addition:

^{††}(4.7) and (4.9) are known for classes of smooth admissible weights and the weight w_{2n} , see [5, 11]

(a) If $p < 4/3$ then necessarily,

$$a_n^{\max\{b, -1/p\} - B} n^{1/6(4/p-3)} C_{B,n} = O(1).$$

(b) If $p = 4/3$ or 4 then necessarily $b < B$.

(c) If $p > 4$ then necessarily

$$a_n^{b - \min\{B, 1-1/p\}} n^{1/6(1-4/p)} C_{B,n} = O(1).$$

Moreover, (4.7), (4.14), (a-c) are sufficient to give (4.13) for all admissible f for which the right-hand side of (4.13) is finite. In addition, if (4.9) also holds then

$$\sup_{n \geq 1} |S_n[f] wu_b|_{p(\mathbb{R})} \leq c |f wu_B|_{p(\mathbb{R})}. \quad (4.15)$$

and

$$\lim_{n \rightarrow \infty} |(S_n[f] - f) wu_b|_{p(\mathbb{R})} = 0 \quad (4.16)$$

for all continuous $f : \mathbb{R} \rightarrow \mathbb{R}$ satisfying

$$\lim_{|x| \rightarrow \infty} |f wu_{B+\delta}(x)| = 0 \quad (4.17)$$

for some $\delta > 1$.

5 Orthonormal expansions to Whitney

In this section, we illustrate an interesting connection between certain Whitney extensions and certain Laguerre polynomial orthonormal expansions detailed in the paper [13]. By \mathbb{R}_+^d , we mean the usual cartesian product space $(0, \infty)^d$, by $\overline{\mathbb{R}_+^d}$ its closure $[0, \infty)^d$ and similarly define \mathbb{N}_0^d with $\mathbb{N}_0 := \mathbb{N} \cup \{0\}$. $S(\mathbb{R}_+^d)$ consists of all real valued functions $f \in C^\infty(\mathbb{R}_+^d)$ such that all derivatives $D^p f$, $p \in \mathbb{N}_0^d$ extend to continuous functions on $\overline{\mathbb{R}_+^d}$ and satisfying $\sup_{x \in \mathbb{R}_+^d} x^k |D^p f(x)| < \infty$, $\forall k, p \in \mathbb{N}_0^d$. The space $S(\mathbb{R}^d)$ is defined similarly. The main result in the paper [13] deals with the existence of a Whitney extension of the space $S(\mathbb{R}_+^d)$ onto the space $S(\mathbb{R}^d)$. A crucial tool in dealing with this problem are certain Laguerre polynomial orthonormal expansions.

We recall for $n = 0, 1, 2, \dots$, the functions $P_n(x) := \frac{e^{-x}}{n!} \left(\frac{d}{dx}\right)^n (e^{-x} x^n)$, $x > 0$ are the Laguerre polynomials, $\mathcal{P}_n(x) := P_n(x) e^{x/2}$ are the Laguerre functions and the set $\{\mathcal{P}_n(x), n = 0, 1, \dots\}$ is an orthonormal basis for $L^2(0, \infty)$, the space of squared integrable functions on $(0, \infty)$. [30].

In [13], the following is proved: Convergence of the Laguerre series in the space $S(\mathbb{R}_+^d)$ and this is then used as a tool to obtain the existence of a Whitney extension of the space $S(\mathbb{R}_+^d)$ onto the space $S(\mathbb{R}^d)$.

- (1) Convergence of the Laguerre series in the space $S(\mathbb{R}_+^d)$: For $f \in S(\mathbb{R}_+^d)$, let $a_n(f) := \int_{\mathbb{R}_+^d} f(x) \mathcal{P}_n(x) dx$. Then $f(x) = \sum_{n \in \mathbb{N}_0^d} a_n(f) \mathcal{P}_n(x)$ converges absolutely for all $x \in S(\mathbb{R}_+^d)$.
- (2) Existence of a Whitney extension of the space $S(\mathbb{R}_+^d)$ onto the space $S(\mathbb{R}^d)$: The restriction mapping $f \rightarrow f|_{\mathbb{R}_+^d} : S(\mathbb{R}^d) \rightarrow S(\mathbb{R}_+^d)$ is a topological onto homomorphism. Moreover, the space $S(\mathbb{R}_+^d)$ is topologically isomorphic to the quotient space $S(\mathbb{R}^d)/N$ where

$$N := \{f \in S(\mathbb{R}^d) \mid \text{supp } f \subseteq (\mathbb{R}^d \setminus \mathbb{R}_+^d)\}.$$

6 Open Questions

- (a) It would be of interest to develop a framework for the ideas in Section (5) or the near Whitney extension problem using the work in Section (4) replacing Laguerre polynomials by the weighted orthogonal polynomials and subsequent orthonormal expansion theory there.
- (b) It would also be of interest to do the same in (a) except using weighted orthogonal polynomials with respect to different fast decreasing weights over different domains, for example the even Erdos type weights over \mathbb{R} , of faster than smooth polynomial decay with large argument, the even Pollazek weights which are of faster than smooth polynomial decay close to the endpoints of $(-1, 1)$, classes of exponential (possibly non-symmetric weights) on real intervals (a, b) with $a < 0 < b$ and other classical orthogonal polynomials on \mathbb{R}^n . See [6, 22, 25, 26]

References

- [1] T Amir, S. Kovalsky, N. Dym, *Symmetrized Robust Procrustes: Constant-Factor Approximation and Exact Recovery*, arXiv:2207.08592.
- [2] S. B. Damelin, *On the Whitney near extension problem, BMO, alignment of data, best approximation in algebraic geometry, manifold learning and their beautiful connections: A modern treatment*, John Wiley & Sons, to appear. (<http://www-personal.umich.edu/~damelin/submitbook3152023.pdf>)
- [3] S. B. Damelin, *Pointwise bounds of orthogonal expansions on the real line via weighted Hilbert Transforms*, Advances in Computational Mathematics (2006), pp 1-21
- [4] S. B. Damelin, *The Hilbert transform and orthonormal expansions for exponential weights*, Approximation Theory X: Abstract and Classical Analysis, Chui, Schumaker and Stoekler (eds), Vanderbilt Univ. Press (2002), pp 117-135.
- [5] S. B. Damelin, *Asymptotics of recurrence coefficients for orthonormal polynomials on the line-Magnus's method revisited*, Mathematics of Computation, 73(2004), pp 191-209.
- [6] S. B. Damelin and Diethelm, *An analytic and numerical analysis of singular Cauchy integrals with exponential-type weights*, Numerical Analysis and Optimization, Volume 43, 2022, Issue 13.
- [7] S. B. Damelin and K. Diethelm, *Interpolatory Product quadratures for Cauchy principal value integrals with Freud weights*, Numer. Math. 83 (1999), pp 87-105.
- [8] S. B. Damelin and K. Diethelm, *Boundedness and uniform approximation of the weighted Hilbert transform on the real line*, Numer. Funct. Anal. and Optimiz., 22(1 and 2) (2001), pp 13-54.
- [9] S. B. Damelin and K. Hamm, *Weighted rearrangement of weighted orthonormal expansions on (a, b)* , in preparation.
- [10] S. B. Damelin and K. Hamm, *Even weighted rearrangement of weighted orthonormal expansions on \mathbb{R}* , in preparation.
- [11] P. Deift, *Orthogonal polynomials and Random matrices: A Riemann-Hilbert approach*, Courant Lecture Notes, 2017.
- [12] N. Dym and Y. Lipman, *Exact Recovery with Symmetries for Procrustes Matching*, arXiv:1606.01548.

- [13] S. Jaksic and B. Prangoski, *Extension theorem for Whitney type for $S(\mathbb{R}_+^d)$ by use of the Kernel theorem*, Publications de L'institut mathématique, Nouvelle série, tome 99(113) (2016), pp 59–65.
- [14] K. Hamm, B. Hayes, and A. Petrosyan, *Rearranged Fourier Series and Generalizations to Non-Commutative Groups*, 13th International Conference on Sampling Theory and Applications (SampTA 2019), Bordeaux, France.
- [15] K. Hamm, B. Hayes, and A. Petrosyan, *An Operator Theoretic Approach to the Convergence of Rearranged Fourier Series*, Journal d'Analyse Mathématique, Vol. 143 (2021), 503-534.
- [16] J. Kileel, *Algebraic geometry for computer vision*, University of California, Berkeley, PhD thesis, 139 pages, May 2017.
- [17] J. Kileel and K. Kohn, *Snapshot of Algebraic Vision*, arXiv:2210.11443.
- [18] J. Kileel, Z. Kukulova, T. Pajdla and B. Sturmfels, *Distortion varieties*, Foundations of Computational Mathematics 18 (2018), pp 1043-1071.
- [19] J. Kileel, A. Moscovich, N. Zelesko and A. Singer, *Manifold learning with arbitrary norms*, arXiv:2012.14172.
- [20] J. Kileel, N. Zelesko, A. Moscovich, A. Singer, *Earthmover-based manifold learning for analyzing molecular conformation spaces*, IEEE International Symposium on Biomedical Imaging 2020, pp. 1715-1719.
- [21] M. Ovsjanikov, M. Ben-Chen, J. Solomon, A. Butscher and L. Guibas, *Functional maps: a flexible representation of maps between shapes*, ACM Transactions on Graphics (ToG) 31 (4), pp 1-11.
- [22] E. Levin and D. S. Lubinsky, *Orthogonal Polynomials with Exponential Weights*, Canadian Mathematical Society Books in Maths, Vol. 4, Springer, New York 2001.
- [23] E. Levin and D. S. Lubinsky, *Bounds and Asymptotics for Orthogonal Polynomials for Varying Weights*, Springer Briefs in Mathematics, Springer, New York, 2018,
- [24] Y. Lipman; T. Funkhouser, *Mobius voting for surface correspondence*, In Proc. SIGGRAPH, (2009), 72:1–72:12.
- [25] D. S. Lubinsky. *A Survey of Mean Convergence of Orthogonal Polynomial Expansions*, Proc. of 2nd Confer. on Function Spaces (Edwardsville, Illinois) (ed. K. Jarosz), Dekker, New York, 1995, pp 281-310.
- [26] D. S. Lubinsky, *A Survey of Weighted Polynomial Approximation with Exponential Weights*, Surveys in Approximation Theory, 3(2007), pp 1-105.
- [27] D. S. Lubinsky and D. Mache, *$(C, 1)$ Means of Orthonormal Expansions for Exponential Weights*, J. Approx. Theory, 103(2000), pp 151-182.
- [28] D. S. Lubinsky and D. Matijala, *Full Quadrature Sums for p th Powers of Polynomials with Freud Weights*, J. Comp. Appl. Math., 60(1995), pp 285-296.
- [29] M. Ovsjanikov, M. Ben-Chen, J. Solomon, A. Butscher, and L. Guibas, *Functional functions: a flexible representation of functions between shapes*, ACM Transactions on Graphics (TOG), 31(4):30:1–30:11, 2012.

- [30] G. Szego, *Orthogonal Polynomials*, Am. Math. Soc. Colloquium, 1959.
- [31] J. H. Wells; L. R. Williams, *Embeddings and extensions in analysis*, Ergebnisse der Mathematik und ihrer Grenzgebietex, 84, Springer-Verlag, New York-Heidelberg, 1975.
- [32] H. Whitney, "Analytic extensions of differentiable functions defined in closed sets", Transactions of the American Mathematical Society, American Mathematical Society, 36 (1)(1934), pp 63–89.