

# Stable Synchronous Propagation of Periodic Signals by Feedforward Networks

Ian Stewart and David Wood  
 Mathematics Institute  
 University of Warwick  
 Coventry CV4 7AL  
 United Kingdom

September 8, 2023

## Abstract

We analyse the dynamics of networks in which a central pattern generator (CPG) transmits time-periodic signals along one or more feedforward chains in a synchronous or phase-synchronous manner. Such propagating signals are common in biology, especially in locomotion and peristalsis, and are of interest for continuum robots. We construct such networks as feedforward lifts of the CPG. If the CPG dynamics is periodic, so is the lifted dynamics. Synchrony with the CPG manifests as a standing wave, and a regular phase pattern creates a travelling wave. We discuss Liapunov, asymptotic, and Floquet stability of the lifted periodic orbit and introduce transverse versions of these conditions that imply stability for signals propagating along arbitrarily long chains. We compare these notions to a simpler condition, transverse stability of the synchrony subspace, which is equivalent to Floquet stability when nodes are 1-dimensional.

## 1 Introduction

Many aspects of animal physiology involve the longitudinal propagation of rhythmic time-periodic patterns in which linear chains of neurons oscillate in synchrony or with specific phase relations. These two types of behaviour can be interpreted as standing waves and travelling waves, respectively. A common mechanism for such propagating chains involves a network of neurons, often called a Central Pattern Generator (CPG), which generates the basic rhythms. This lies at the start of a feedforward network along which the CPG signals propagate. Similar waves of motion are used to propel snake-like robots for exploration (including other planets) [74]; there are also numerous medical applications, see [55, 88, 101] and references therein. This field of ‘continuum robots’ is advancing rapidly and the literature is huge.

Both types of application can be modelled using networks of coupled dynamical systems. We work in the general formalism of [40, 44, 95], see Section 2. We say that two

nodes are *synchronous* if their waveforms (time series) are identical. More generally, two nodes are *phase-synchronous* if their waveforms (time series) are identical except for a phase shift (time translation). These definitions are idealisations, but they open up a powerful mathematical approach with useful implications. Real systems can be considered as perturbations of idealised ones, and much of the interesting structure can persist in an appropriately approximate form.

The main aim of this paper is to describe a general method for constructing networks in which periodic dynamics of a specified CPG propagates synchronously, or phase-synchronously with a regular pattern of phase shifts, along a feedforward chain, tree, or any other feedforward structure. (For simplicity we often use the term ‘chain’ without implying linear topology.) This is achieved by constructing the rest of the network as a *feedforward lift* of the CPG.

Of course, the use of chains to propagate signals is not a new idea, as even a cursory glance at the literature shows. Indeed, it is arguably the simplest, most natural, and most obvious method. However, the formal setting in which we carry out the analysis makes it possible to prove some general stability results and helps to unify the area.

## Stability

A key issue is to ensure that these propagating states are stable. This term has many technically different meanings, see [13] and Section 4. More recently, chaotic dynamics has extended the diversity of meanings. Stability of synchronous states has been widely studied for special models, such as the Kuramoto model [63, 71]. Other approaches and related results can be found in [14, 79, 85], and a version for random dynamical systems is analysed in [50].

We consider several notions of stability for equilibria and periodic orbits, concentrating on the periodic case. Roughly speaking, Liapunov stability means that a small perturbation of the initial conditions has a small effect on the orbit; asymptotic stability means that the state converges to the orbit after a small perturbation; and for exponential stability the convergence has an exponential bound. For an equilibrium, exponential stability is equivalent to linear stability; for a periodic orbit it is equivalent to stability in the Floquet sense [49], which for brevity we call ‘Floquet stability’. For formal definitions and further discussion, see Section 4.

## Transverse Stability

The feedforward structure implies that if the lifted periodic orbit is stable, for a given stability notion, then the CPG orbit must be stable. However, this condition is not sufficient for stability of the lifted periodic orbit, because synchrony might be destroyed by perturbations transverse to the synchrony subspace, that is, by *synchrony-breaking* perturbations. The main point of this paper is to find necessary and sufficient conditions for the lifted state to be stable in each of the three senses above. This is achieved by defining associated conditions of ‘transverse’ Liapunov, asymptotic, and linear/Floquet stability.

For each of the three stability notions  $\mathcal{S}$ , we prove that the lifted periodic state is

$\mathcal{S}$ -stable if and only if the CPG periodic orbit is  $\mathcal{S}$ -stable on the CPG state space and the orbit is transversely  $\mathcal{S}$ -stable at every node of the chain. These results are stated and proved in Theorem 5.4 for Floquet stability and in Theorem 5.10 for Liapunov stability. There is also a version for asymptotic stability; we omit a statement and proof since these are similar to, and simpler than, those for Liapunov stability. Theorem 7.1 generalises the Floquet stability result to signals that propagate according to a specified phase pattern.

A related, and simpler, notion is transverse stability of the synchrony subspace. Intuitively, this states that the vector field is attracting towards the synchrony subspace at every point on that subspace. Technically, it means that at any point on the synchrony subspace (or, more generally, in a neighbourhood of the CPG periodic orbit) all eigenvalues of the Jacobian, for eigenvectors transverse to the synchrony subspace, have negative real parts. If the state of the CPG is Floquet stable and node spaces are 1-dimensional, this condition implies Floquet stability of the lifted state. For node spaces of dimension 2 or more, this implication trivially remains valid for equilibria, but it can fail for periodic orbits, as the celebrated Markus-Yamabe counterexample (Example 6.3) shows. Despite this, transverse stability of the synchrony subspace retains some heuristic value, and can sometimes be given rigorous justification. It is therefore worth examining in its own right, independently of its relation to overall stability.

An important feature of feedforward lifts is that transverse Floquet stability is determined by dynamics associated with individual nodes of the CPG. In consequence, our results show that if the propagating signal is Floquet stable one step along the chain, then it remains Floquet stable however long the chain is, or if the chain branches like a tree. A side effect of this feature is the generic occurrence of multiple Floquet multipliers, except for very short chains, even when the overall network has no symmetry. This multiplicity is an advantage for all forms of transverse stability, but may cause problems for bifurcation analysis when it occurs for a critical eigenvalue.

Similar remarks apply to transverse Liapunov stability, but now it is necessary to consider states sufficiently close to the periodic one, not just on it. We plan to discuss this point in a future paper.

Some of the results generalise to the propagation of signals that are not periodic, in particular those involving Liapunov stability: see Section 6.4. For simplicity we focus on the time-periodic case, where the stronger notion of Floquet stability applies. In this setting we also discuss propagation of phase-related signals, where certain nodes have the same waveform subject to regular phase shifts. Such signals can be viewed as travelling waves.

## 1.1 Biological Motivation

To set the scene, we begin with two examples of propagating phase-synchronous signals in biological systems: peristalsis in the gut and peristaltic waves in crawling movement in *Drosophila* larvae. Further examples include the heartbeat of the medicinal leech [21, 22, 23], legged locomotion [19, 12, 27, 28, 41, 42, 83, 93], and the motion of the nematode worm *Caenorhabditis elegans* [17, 53, 76, 86]. These networks are similar, but not identical, to feedforward lifts, and are presented solely as motivation.

**Example 1.1.** Peristalsis in the intestine is a travelling wave of muscular contractions controlled by the enteric nervous system, which contains millions of neurons, mainly bunched into ganglia of two types: myenteric and submucosal. Successive ganglia are connected together, and the large scale topology for each type is that of a chain. Submucosal ganglia are spaced more closely than myenteric ones.

General information is in [34, 46]. Mathematical models of enteric neural motor patterns are surveyed in [26], which contains few mathematical details but a large number of references. We also mention [25] on a model of intestinal segmentation and [98] on a recurrent excitatory network model, both in guinea pigs. Figure 1 shows a schematic network from [61] with modular feedforward structure.

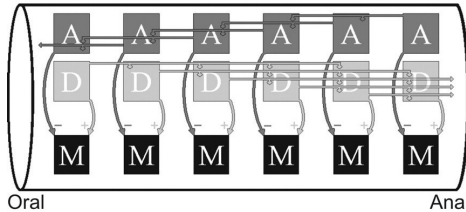


Figure 1: Schematic ‘cartoon’ of the model of [61]. Each module (from arbitrarily many) has ascending interneurons and associated motor neurons (A), descending interneurons and associated motor neurons (D), and circular muscle (M). Small gray arrows represent synaptic couplings.

**Example 1.2.** Gjorgjieva *et al.* [36] study neural networks for crawling movement in *Drosophila* larvae, which is driven by a peristaltic wave propagating from the rear (posterior) to the front (anterior). Figure 2 (top) shows these contractions in the larva, in snapshots taken every 200 ms; A1–A8/9 indicate the segments; arrows illustrate simultaneous contraction of neighbouring segments; lines across the larva show the dentical belts, which approximate segment boundaries. Figure 2 (bottom) shows the model network studied in that paper. The equations for the dynamics are of Wilson–Cowan (rate model) type [32, 99]. The segments are connected with nearest-neighbor excitatory connections (triangular arrowheads) and inhibitory connections (barred arrowheads). Forward waves are initiated by providing a time-varying external input  $P_{\text{ext}}$  into the excitatory population of segment A8. When  $P_{\text{ext}}$  is a short pulse of suitable amplitude a single wave is excited; longer pulses excite more waves.

Many networks in the literature have a similar repetitive feedforward structure; see for example [70, 89]. These biological examples are based on networks of neurons, which control muscle groups, but the general theory applies more widely. A standard evolutionary pathway is to make multiple copies of an existing structure, and to modify the result through adaptation to different environments.

## 1.2 Feedforward Propagation

In general, firing signals can propagate naturally along chains of neurons if each neuron sends an excitatory signal to the next. However, these signals can lose synchrony with

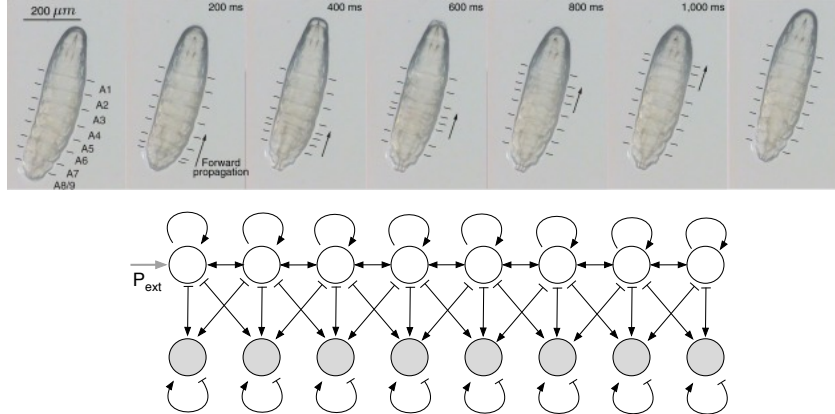


Figure 2: *Top*: Peristaltic waves of contraction during forward crawling in a first instar *Drosophila* larva, courtesy of Gjorgjieva *et al.* [36]. *Bottom* Model network.

each other, or phase relations can change, because of random time delays or other accumulating differences between distinct chains. Similar remarks apply to other areas of application. A more robust way to propagate dynamic patterns, in general networks, has its merits.

To set up such a propagation method, we work in a general context for network dynamics introduced in [44, 95], with slight modifications in [40], which provides a formal framework for analysing networks of coupled dynamical systems (ODEs). These can be viewed as directed networks in which nodes and directed edges (‘arrows’) are labelled with ‘types’. Nodes of the same type have the same state space, and arrows of the same type represent identical types of coupling. Nodes with isomorphic sets of input arrows obey identical ODEs when corresponding couplings are identified. We outline this formalism in Section 2.

The main object of this paper is to use this formalism to construct, for any small CPG network, a larger network in which the dynamics of the CPG can be transmitted synchronously along chains, trees, or other feedforward cascades of modules. The same construction, applied to a CPG with cyclic group symmetry, can lead to stable propagation of signals with ‘phase synchrony’ — identical waveforms except for regular phase shifts. We call such behaviour a *phase pattern*. Cyclic group symmetry is intimately involved in such patterns [38, 94, 96] and [40, Chapter 17]; see Section 7.1. In the context of a chain of successive nodes, such states can be viewed as travelling waves.

In this construction the nodes of the modules correspond to, and have the same types, as the nodes of the CPG — or, more generally, some subset of the CPG. Moreover, any specified synchrony or phase pattern on the CPG can be extended to the new modules. Their inputs also correspond to input arrows within the CPG, except that the tail node for an arrow may be any copy of the corresponding tail node in the CPG that lies further back along the feedforward cascade. This structure implies that any dynamical state of the CPG (or a subset) can be ‘lifted’ to the entire cascade by requiring corresponding nodes to be synchronous. That is, the CPG is a quotient network of the cascade in the sense of [40, 44, 95]. Conversely, the cascade is a lift of the CPG, so the dynamics of the CPG lifts to the feedforward network, and the modules copy the CPG dynamics.

### 1.3 Summary of Paper

Section 2 summarises basic concepts and theorems in the formalism for network dynamics employed here, with particular emphasis on balanced colorings, quotient networks, and associated lifts. We introduce a running example: a 7-node network in which a directed ring of 3 nodes feed forward into a 4-node chain as in Figure 3 of Section 2.4. (The numbers 3 and 4 are chosen for convenience and similar remarks apply for any two positive integers.)

Section 3 defines feedforward lifts and establishes their main properties, especially in the construction of synchronous patterns. We show that the Jacobian (derivative) has a block-triangular form, and use the 7-node example to illustrate this result.

Section 4 reviews various notions of stability, and the relations between them, for equilibria and periodic orbits. In particular we discuss Liapunov stability, asymptotic stability, linear stability, hyperbolicity, and Floquet theory for periodic orbits. We also discuss a convenient choice of norms for network dynamics.

Section 5 deals with analogous ‘transverse’ stability notions for synchrony-breaking perturbations of a periodic orbit  $\{a(t)\}$  on a CPG network  $\mathcal{G}$  giving rise to a lifted periodic orbit  $\{\tilde{a}(t)\}$  on a feedforward lift  $\tilde{\mathcal{G}}$ . In Theorem 5.4 we use the block-triangular structure of a feedforward lift to provide a necessary and sufficient condition for a lifted periodic state to be Floquet stable, hence asymptotically stable. This condition is stated in terms of ‘transverse Floquet multipliers’, which are analogous to the Floquet multipliers for smaller dynamical systems based on the internal dynamics of individual nodes. Moreover, we need consider only the nodes of the CPG. Theorem 5.10 provides a similar result for transverse Liapunov stability.

Section 6 defines the similar but different condition of ‘transverse stability’ of a synchrony subspace, and relates this to the diagonal entries of the Jacobian for the CPG. Theorem 6.4 shows that transverse stability implies Floquet stability for equilibria, and for periodic orbits when node spaces are 1-dimensional. A famous example of [69] shows that this can be false for the periodic case when node spaces have dimension greater than 1. We briefly discuss additional conditions that avoid this problem, together with a related issue: synchronisation of chaotic states. This involves a more general concept: ‘transverse stability on average’ Again this is more satisfactory when node spaces are 1-dimensional, and even then, some aspects are conjectural.

Section 7 generalises the transverse Floquet stability condition to phase-synchronous travelling waves, using a feedforward lift whose CPG has cyclic group symmetry  $\mathbb{Z}_k$ . General results in network dynamics imply that such a network can support states with phase synchrony, in which the phase shifts are integers multiples of  $T/k$  where  $T$  is the overall period [39, Chapter 3]. In a feedforward lift, these states can be viewed as travelling waves.

Finally, we summarise the main conclusions in Section 8.

## 2 Networks and Admissible ODEs

We briefly review the formalism for network dynamics of [44, 95], taking into account minor improvements introduced in the monograph [40].

A *network* is a directed graph whose nodes and directed edges (‘arrows’) are classified into types. A *node space* — usually a finite-dimensional real vector space — is assigned to each node, defining a *node variable*, which may be multidimensional. The network then encodes a class of *admissible ODEs*, coupled in a manner that respects the network topology and the node- and edge-types. We give an example in Section 2.4 and a precise definition in Section 2.5.

The *nodes* (previously called ‘cells’, a term we avoid because of potential confusion with biological cells) form a (usually finite) set  $\mathcal{C} = \{1, 2, \dots, n\}$ , connected by a set  $\mathcal{E}$  of *arrows*. Each arrow  $e$  has a *head node*  $\mathcal{H}(e)$  and a *tail node*  $\mathcal{T}(e)$ . Nodes are classified into *node-types*, and in the associated admissible ODEs, nodes of the same type have the same internal dynamic. They also have the same state space, but this property is best treated separately using the notion of *state type*, [40, Section 9.3]. Arrows are also classified into *arrow-types*, and arrows of the same type determine the same coupling structure.

**Remark 2.1.** *In contrast to the conventions in some areas of application where there are standard model ODEs, the network diagram does not encode a specific ODE (subject perhaps to choices of parameters such as reaction rates), and individual nodes and arrows do not correspond to specific terms in a model ODE. Instead, the network diagram encodes the class of all ODEs whose couplings model the network architecture. This convention is chosen for mathematical reasons, notably generality [40, Section 8.10].*

### 2.1 Network Diagrams

A network can be represented graphically by its *diagram*, which is an elaboration of a directed graph. In graph-theoretic terms it is a *coloured digraph*, with colours of nodes and edges to represent their node-types, but we use colours in a different manner so we avoid this terminology. Instead, nodes are drawn as dots, circles, squares, hexagons, and so on, with a different symbol for each type; arrows are similarly decorated to distinguish arrow-types by using dotted or wavy lines, different shapes of arrowhead, and so on. Each arrow  $e$  runs from the *tail node*  $\mathcal{T}(e)$  to the *head node*  $\mathcal{H}(e)$ .

An arrow can have the same head and tail, forming a *self-loop*. (A biological term is ‘autoregulation’.) Two distinct arrows can have the same head and the same tail, giving *multiple arrows* between the two nodes. This convention is motivated by some applications and by a basic theoretical construction, the ‘quotient network’, related to synchrony; see Section 2.7.

A network  $\mathcal{G}'$  is a *subnetwork* of  $\mathcal{G}$  if the nodes of  $\mathcal{G}'$  are a subset  $\mathcal{C}' \subseteq \mathcal{C}$  and the arrows of  $\mathcal{G}'$  are precisely those of  $\mathcal{G}$  whose head and tail both lie in  $\mathcal{C}'$ .

## 2.2 State Spaces

In order to set up an ODE, we must choose its variables, and the functions that determine their derivatives. In dynamical systems theory the variables determine points in the *state space* or *phase space* of the system, which is usually a manifold or more generally a metric space. Because the term ‘phase’ has other meanings in dynamics, we prefer the former term. For each node  $c \in \mathcal{C}$ , choose a *node (state) space*  $P_c$ . In general, this can be a smooth manifold, and the basic theory of admissible ODEs and quotient networks remains valid in this context [3, 4]. For simplicity we follow [40, 44, 95] and assume that  $P_c = \mathbb{R}^{n_c}$  is a real vector space. (This assumption is sufficient for local bifurcation analysis, even if node spaces are manifolds.) Systems of *phase oscillators* [58, 59, 60, 63], another standard choice, correspond to  $P_c = \mathbb{S}^1$ , the circle.

Phenomena such as synchrony require comparison between distinct node variables, and this makes sense only when the corresponding state spaces are equal. State types encode this information: if nodes  $c, d$  are state-equivalent then we require  $P_c = P_d$ . The *total state space* of the network is the direct sum

$$P = \bigoplus_{c \in \mathcal{C}} P_c$$

and a state is represented by a vector

$$x = (x_c)_{c \in \mathcal{C}}$$

The entries  $x_c$  are themselves vectors when  $n_c > 1$ .

## 2.3 Input Sets

The dynamics of a node depends on the dynamics of its inputs. We therefore define the *input set* of node  $c$  to be the set  $I(c)$  of all arrows  $e$  such that  $\mathcal{H}(e) = c$ . Arrows are used here because networks can have self-loops and multiple arrows, so specifying the head and tail does not single out a unique input arrow.

An *input isomorphism*  $\beta : I(c) \rightarrow I(d)$  is a one-to-one correspondence between their input sets that preserves arrow-type. That is,  $e$  has the same arrow-type as  $\beta(e)$  for all  $\beta$  and all  $e \in I(c)$ . Nodes  $c, d$  are *input isomorphic* if there exists an input isomorphism  $\beta : I(c) \rightarrow I(d)$ . Equivalently,  $c$  and  $d$  have the same node-type and the same number of input arrows of each arrow-type.

## 2.4 Admissible Maps: Example

To each network  $\mathcal{G}$  and choice of node spaces  $P_c = \mathbb{R}^{n_c}$ , we associate the class of all ODEs that are compatible with the network architecture. Such ODEs are called *network ODEs* (previously *coupled cell systems*). They are determined by the space of *admissible vector fields*. When all  $P_c$  are real vector spaces we refer to these as *admissible maps*. For simplicity we work throughout in the  $C^\infty$  category, but most results hold for  $C^r$  with  $r \geq 1$ .



**Example 2.2.** We introduce an example which is revisited several times for different purposes. Figure 3 is a 7-node network, forming a feedforward chain with a single feedback connection from node 3 to node 1. (Later, nodes  $\{1, 2, 3\}$  and connecting arrows are interpreted as a CPG with  $\mathbb{Z}_3$  symmetry, and the rest of the network is a feedforward lift.) There is one state-type (all nodes have the same node space), one node-type (all nodes have the same type of internal dynamic), and one-arrow type (all couplings are identical in form but relate to different pairs of nodes). The ‘colours’ of the nodes (white, grey, black) are explained in Section 2.6 and can be ignored here.

The numbers 3 and 7 are for purposes of illustration, and have no special significance apart from convenience. Similar examples can be constructed for any positive integers  $p < q$ .

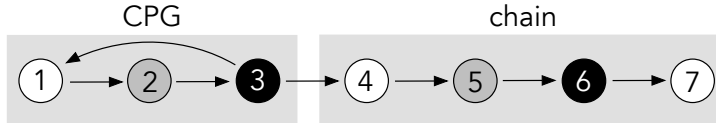


Figure 3: A 7-node feedforward chain with one node-type and one-arrow type. Colours show a synchrony pattern.

Admissible ODEs for this network have the following form:

$$\begin{aligned}
 \dot{x}_1 &= f(x_1, x_3) \\
 \dot{x}_2 &= f(x_2, x_1) \\
 \dot{x}_3 &= f(x_3, x_2) \\
 \dot{x}_4 &= f(x_4, x_3) \\
 \dot{x}_5 &= f(x_5, x_4) \\
 \dot{x}_6 &= f(x_6, x_5) \\
 \dot{x}_7 &= f(x_7, x_6)
 \end{aligned} \tag{2.1}$$

The same function  $f$  is used for all components because all nodes have the same node-type and all arrows have the same arrow-type. The  $x_c$  for  $1 \leq c \leq 7$  all belong to the same node space  $\mathbb{R}^k$  because all nodes have the same state type. (Indeed, using the same  $f$  throughout requires all node spaces to be the same.) The component for node  $c$  is  $f(x_c, x_{i(c)})$  where  $i(c)$  is the tail of the (here unique) input arrow to  $c$ . In this manner, the admissible ODEs are precisely those that respect the network structure, including preserving node- and arrow-types.

## 2.5 Admissible Maps: General Case

We now describe, informally, a procedure for writing down admissible maps for general networks. Formal definitions are given in [40, Section 9.4] and [44, Section 3].

For each node  $c$  choose *node coordinates*  $x_c$  on  $P_c$ . Nodes of the same state-type have the same coordinate system. In general,  $x_c$  may be multidimensional ( $n_c > 1$ ). Let  $P = \bigoplus_c P_c$  be the total state space. A map  $f = (f_1, \dots, f_n)$  from  $P$  to itself has components

$$f_c : P \rightarrow P_c \quad 1 \leq c \leq n$$

For admissibility we impose extra conditions on the  $f_c$  that reflect network architecture, as follows:

**Definition 2.3.** Let  $\mathcal{G}$  be a network. A map  $f : P \rightarrow P$  is  $\mathcal{G}$ -admissible if:

- (1) *Domain Condition:* For every node  $c$ , the component  $f_c$  depends only on the node variable  $x_c$  and the input variables  $x_{\mathcal{T}(e)}$  where  $e \in I(c)$ .
- (2) *Symmetry Condition:* If  $c$  is a node,  $f_c$  is invariant under all permutations of tail node coordinates for equivalent input arrows.
- (3) *Pullback Condition:* If nodes  $c \neq d$  are input isomorphic, the components  $f_c, f_d$  are identical as functions. The variables to which they are applied correspond under some (hence any, by condition (2)) input isomorphism.

Formally, conditions (2) and (3) are combined into a single *pullback condition* applying to any pair  $c, d$  of nodes, equal or different [44, Remarks 9.20].

Each admissible map  $f$  determines an *admissible ODE*

$$\dot{x} = f(x) \tag{2.2}$$

where the dot indicates the time-derivative. If  $f$  also depends on a (possibly multidimensional) parameter  $\lambda$ , and is admissible as a function of  $x$  for any fixed  $\lambda$ , we have an *admissible family* of maps  $f(x, \lambda)$  and ODEs  $\dot{x} = f(x, \lambda)$ . Such families arise in bifurcation theory.

## 2.6 Synchrony and Balanced Colourings

Nodes  $c, d$  are *synchronous* on a solution  $x(t)$  of an admissible ODE if

$$x_c(t) \equiv x_d(t) \quad \forall t \in \mathbb{R}$$

This equation makes sense only when  $P_c = P_d$ ; that is,  $c$  and  $d$  have the same state-type. Patterns of synchrony that arise naturally and robustly for *any* admissible ODE for a given network are characterised by a property known as *balance*, which we now define.

**Definition 2.4.** (a) A *colouring* of a network  $\mathcal{G}$  is a map  $\kappa : \mathcal{C} \rightarrow \mathcal{K}$ , where  $\mathcal{K}$  is a finite set of *colours*.

(b) Nodes  $c, d$  *have the same colour* if  $\kappa(c) = \kappa(d)$ .

(c) The colouring  $\kappa$  is *balanced* if there exists a *colour-preserving* input isomorphism for any two nodes of the same colour. That is, whenever nodes  $c, d$  have the same colour, there exists an input isomorphism  $\beta : I(c) \rightarrow I(d)$  such that  $\mathcal{T}(e)$  and  $\mathcal{T}(\beta(e))$  have the same colour for all arrows  $e \in I(c)$ . In symbols,  $\kappa(\mathcal{T}(e)) = \kappa(\mathcal{T}(\beta(e)))$ .

In particular, this definition requires nodes of the same colour to be input isomorphic. However, the relation of input isomorphism need not be balanced.

**Definition 2.5.** The *synchrony subspace* defined by a colouring  $\kappa$  of  $\mathcal{G}$  is the vector subspace

$$\Delta_\kappa = \{x \in P : \kappa(c) = \kappa(d) \implies x_c = x_d\}$$

That is, nodes of the same colour are synchronous for  $x \in \Delta$ .

**Example 2.6.** Continuing Example 2.2, we again Consider the 7-node chain of Figure 3. The colouring  $\kappa$  illustrated in Figure 3 has three colours  $\mathcal{K} = \{\text{B,G,W}\}$ , using the initials of the colours black, grey, and white. We have

$$\kappa(1) = \kappa(4) = \kappa(7) = \text{W} \quad \kappa(2) = \kappa(5) = \text{G} \quad \kappa(3) = \kappa(6) = \text{B}$$

All nodes have the same node-type and a single input arrow, and all arrows have the same arrow-type, so the nodes are input isomorphic. The colouring is balanced because:

$$\begin{aligned} \text{Every B node has a single input from a G node.} \\ \text{Every G node has a single input from a W node.} \\ \text{Every W node has a single input from a B node.} \end{aligned} \tag{2.3}$$

All nodes have the same state-type so  $P_1 = \dots = P_7$ . The synchrony subspace is

$$\Delta_\kappa = \{(x, y, z, x, y, z, x) : x, y, z \in P_1\} \tag{2.4}$$

The basic theorem on balanced colourings and flow-invariance is:

**Theorem 2.7.** *A subspace  $V \subseteq P$  is invariant under every admissible map if and only if  $V$  is a synchrony space  $\Delta_\kappa$  where  $\kappa$  is balanced.*

*Proof.* See [40, Theorem 10.21]. □

Theorem 2.7 implies that when  $\kappa$  is balanced, initial conditions that have the synchrony pattern defined by  $\kappa$  (that is, lie in  $\Delta_\kappa$ ) give rise to solutions with the same synchrony pattern. However, this result does not guarantee that the synchrony pattern is stable: perturbations that break synchrony could cause the orbit to deviate from  $\Delta_\kappa$ . This kind of stability depends on the admissible map and the orbit concerned.

## 2.7 Quotient Networks and Lifts

Balanced colourings give rise to an important construction in which synchronous nodes are identified in *clusters* (or *synchrony classes* or *colour classes*).

**Definition 2.8.** Let  $\kappa$  be a balanced colouring on a network  $\mathcal{G}$  with colour set  $\mathcal{K}$ . The *quotient network*  $\mathcal{G}_\kappa$  has  $\mathcal{K}$  as its set of nodes (that is, there is one node per colour).

The node type of node  $i \in \mathcal{K}$  is that of any node  $c \in \mathcal{C}$  such that  $\kappa(c) = i$ .

The arrows in  $I(i)$  in  $\mathcal{G}_\kappa$  are obtained from the input set  $I(c)$  of any node  $c$  with colour  $i$  by copying each arrow  $e$  to create an arrow with head  $\kappa(\mathcal{H}(e))$  and tail  $\kappa(\mathcal{T}(e))$ , of the same type as  $e$ .

The set of arrows of  $\mathcal{G}_\kappa$  is the union of the  $I(i)$  as  $i$  runs through  $\mathcal{K}$ .

**Example 2.9.** The quotient network for the balanced colouring  $\kappa$  of Figure 3 has three nodes  $\{B, G, W\}$ . All nodes have the same node type. From (2.3) there is a single arrow-type, with arrows from B to W, W to G, and G to B. In other words, the quotient network is a  $\mathbb{Z}_3$ -symmetric unidirectional ring, Figure 4. In this case it is isomorphic to the subnetwork  $\mathcal{G}$  with nodes  $\{1, 2, 3\}$  and their connecting arrows. In general, quotient networks need not be subnetworks.

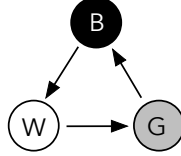


Figure 4: Quotient network for the balanced colouring of Figure 3 is a unidirectional ring with  $\mathbb{Z}_3$  symmetry, permuting nodes and arrows cyclically.

The state space  $P_\kappa$  for the quotient network is not the same as  $\Delta_\kappa$ , but they can be canonically identified by the map

$$\nu : \Delta_\kappa \rightarrow P_\kappa \quad \nu(x)_{\kappa(c)} = x_c \quad (2.5)$$

which is well-defined. For example, in (2.3),  $\nu(x, y, z, x, y, z, x) = (x, y, z)$ . The projection  $\nu$  preserves the synchronous dynamics for any admissible ODE.

**Theorem 2.10.** *Let  $\kappa$  be a balanced colouring of  $\mathcal{G}$ . Then*

- (1) *The restriction of any  $\mathcal{G}$ -admissible map to  $\Delta_\kappa$  is  $\mathcal{G}_\kappa$ -admissible.*
- (2) *Every  $\mathcal{G}_\kappa$ -admissible map is the restriction to  $\Delta_\kappa$  of a  $\mathcal{G}$ -admissible map.*

Another way to say (2) is that every  $\mathcal{G}_\kappa$ -admissible map on  $\Delta_\kappa$  *lifts* to a  $\mathcal{G}$ -admissible map on  $P$ .

If  $f$  is  $\mathcal{G}$ -admissible, the restricted map  $f|_{\Delta_\kappa}$  determines the dynamics under  $f$  of the synchronous clusters determined by the colouring  $\kappa$ .

Quotient networks can have self-loops and multiple arrows, even if the original network does not. This feature is required to prove property (2); see [40, Section 8.10].

**Example 2.11.** Again consider the balanced colouring  $\kappa$  of Figure 3. By Example 2.9 the quotient network has three nodes  $\{B, G, W\}$  forming a  $\mathbb{Z}_3$ -symmetric ring. We can write the corresponding coordinates as  $x, y, z$  respectively. Substitute these coordinates, as in (2.4), into the admissible ODE (2.1):

$$\begin{aligned} \dot{x} &= f(x, z) \\ \dot{y} &= f(y, x) \\ \dot{z} &= f(z, y) \\ \dot{x} &= f(x, z) \\ \dot{y} &= f(y, x) \\ \dot{z} &= f(z, y) \\ \dot{x} &= f(x, z) \end{aligned} \quad (2.6)$$

This list of equations appears to be overdetermined, because there are three equations for  $\dot{x}$ , and two for each of  $\dot{y}$  and  $\dot{z}$ . However, these equations repeat the same equation three or two times. (This happens precisely because the colouring is balanced. If it were not, some equations would disagree with others.) The dynamics therefore reduces to an ODE with one equation for each coordinate:

$$\begin{aligned}\dot{x} &= f(x, z) \\ \dot{y} &= f(y, x) \\ \dot{z} &= f(z, y)\end{aligned}\tag{2.7}$$

This is the most general admissible ODE on the quotient network, in accordance with the lifting property.

### 3 Feedforward Lifts

In this section we define feedforward lifts. We observe that (as is well known) the Jacobian of any admissible map is block-triangular, with one block for the CPG and separate blocks for each node in the chain. We discuss the construction of feedforward lifts of a given CPG. (In alternative terminology [15, 30, 73]: the CPG is the *base* of a *graph fibration*, whose *fibres* are the synchrony classes of nodes; ‘feedforward’ means that the base receives no inputs from the rest of the directed graph.)

We begin by summarising some standard results on feedforward networks; see [40, Chapter 4] for proofs. The usual graph-theoretic term for ‘feedforward’ is *acyclic*: no closed directed path exists. In dynamics, the term ‘feedforward’ is more common.

By a *path* in a network we mean a directed path. In such a path, each node inputs a signal to the next one, so signals propagate along paths, but usually they do so without being synchronous or phase-synchronous.

**Definition 3.1.** (a) Node  $q$  is *downstream* from node  $p$  if there exists a path from  $p$  to  $q$ .

(b) Node  $p$  is *upstream* from node  $q$  if  $q$  is downstream from  $p$ .

(c) Nodes  $p$  and  $q$  are *path equivalent* if node  $p$  is both upstream and downstream from node  $q$ . That is, there is a directed path from  $p$  to  $q$ , and a directed path from  $q$  to  $p$ .

(d) A *path component* (or *strongly connected component* or *transitive component*) of a network is an equivalence class of nodes under path equivalence. It is a subset of nodes that is maximal subject to the existence of a directed path from any node in the subset to any other node in the subset. Every network is the disjoint union of its path components. We use the same term for the subnetwork obtained by including all arrows between the nodes in the equivalence class.

(e) Path component  $Q$  is *downstream* from path component  $P$  if there exist a node  $p \in P$  and a node  $q \in Q$  such that  $q$  is downstream from  $p$ . Path component  $P$  is *upstream* from component  $Q$  if  $Q$  is downstream from  $P$ .

(f) The set of all components can be given the structure of a directed graph whose nodes correspond to the components, with an arrow from component  $C_1$  to component

$C_2$  if and only if there exist  $c_1 \in C_1, c_2 \in C_2$  with an arrow from  $c_1$  to  $c_2$ . This graph is the *component graph* or *condensation* of the original network, Eppstein [31].

The following result about the feedforward structure of the component graph is well known in the theory of directed graphs [87].

**Theorem 3.2.** *The path components are connected in a feedforward manner; that is, the component graph is acyclic. Moreover, there is a total order on the nodes that is compatible with the feedforward structure.*

*Proof.* Any easy induction. See for example [40, Theorem 4.11]. □

With a compatible order on the nodes, the Jacobian of any admissible map is block lower triangular, with the blocks determined by the path components:

**Proposition 3.3.** The Jacobian matrix of any admissible map at any point  $x$  is block lower triangular, of the form

$$J = \begin{bmatrix} J_1 & \mathbf{0} & \mathbf{0} & \cdots & \mathbf{0} \\ * & J_2 & \mathbf{0} & \cdots & \mathbf{0} \\ * & * & J_3 & \cdots & \mathbf{0} \\ \vdots & \vdots & \vdots & \ddots & \vdots \\ * & * & * & \cdots * & J_m \end{bmatrix} \quad (3.8)$$

where  $J_j$  is the Jacobian matrix of  $f$  on the  $j$ th path component and each  $\mathbf{0}$  is a block of zeros of the appropriate size.

*Proof.* The value of  $f_c(x_c, x_{i_1}, \dots, x_{i_l})$ , where the  $i_j$  are the tails of input arrows to node  $c$ , is independent of all  $x_d$  for  $d > c$ . □

The triangular form of (3.8) implies that the eigenvalues of the Jacobian, including multiplicity, are determined by the diagonal blocks  $J_j$ . The same is true for the Jordan normal form.

**Definition 3.4.** Let  $\mathcal{G}$  be a network with a set of nodes  $\mathcal{C}$  and a balanced colouring  $\kappa$ . A *feedforward lift* of  $\mathcal{G}$  is a network  $\tilde{\mathcal{G}}$  with nodes  $\tilde{\mathcal{C}} \supseteq \mathcal{C}$  and a balanced colouring  $\tilde{\kappa}$  such that:

- (a)  $\mathcal{G}$  is a subnetwork of  $\tilde{\mathcal{G}}$ .
- (b) Every node  $d \in \tilde{\mathcal{C}} \setminus \mathcal{C}$  is downstream from some node  $c \in \mathcal{C}$ .
- (c) The only loops of  $\tilde{\mathcal{G}}$  are those that lie in  $\mathcal{G}$ .
- (d) The colouring  $\tilde{\kappa}$  on  $\tilde{\mathcal{G}}$  has the same set of colours as  $\kappa$ , and restricts to  $\kappa$  on  $\mathcal{G}$ .

**Example 3.5.** Yet again, consider the 7-node chain of Figure 3, in which a CPG with  $\mathbb{Z}_3$  symmetry feeds forward into four additional nodes. Let  $\mathcal{G}$  be the subnetwork whose nodes are  $\{1, 2, 3\}$  together with the arrows that connect them. Let  $\kappa$  assign different colours to each of these nodes. Let  $\tilde{\mathcal{G}}$  be the full 7-node network. Then  $\tilde{\mathcal{G}}$  is a feedforward lift of  $\mathcal{G}$  for the colouring  $\tilde{\kappa}$  illustrated. It is easy to check properties (a–d).

There is always at least one balanced colouring on a network  $\mathcal{G}$ , namely the *trivial colouring* in which all nodes have distinct colours.

It is easy to see that if  $\tilde{\mathcal{G}}$  is a feedforward lift of  $\mathcal{G}$  and the colouring  $\kappa$  is trivial, then the quotient network  $\mathcal{G}_\kappa$  is isomorphic to  $\mathcal{G}$ .

- Proposition 3.6.** (a) *Every admissible map  $f$  for  $\mathcal{G}$  lifts to an admissible map  $\tilde{f}$  for  $\tilde{\mathcal{G}}$ .*  
 (b) *The map  $\tilde{f}$  leaves the synchrony subspace for  $\tilde{\kappa}$  invariant.*  
 (c) *The quotient network  $\tilde{\mathcal{G}}_{\tilde{\kappa}}$  is isomorphic to the quotient network  $\mathcal{G}_\kappa$ .*  
 (d) *Let  $\lambda$  be any balanced colouring of  $\mathcal{G}$  that is coarser than  $\kappa$  (meaning that  $\kappa(c) = \kappa(d) \Rightarrow \lambda(c) = \lambda(d)$ ) and let  $\tilde{\mathcal{G}}$  be a feedforward lift of  $\mathcal{G}$ . Then  $\lambda$  lifts to a balanced colouring  $\tilde{\lambda}$  of  $\tilde{\mathcal{G}}$  with the same set of colours, and this colouring is coarser than  $\tilde{\kappa}$ .*

*Proof.* These are general properties of lifts; see [40, Theorem 10.27, Proposition 10.38].  $\square$

We call any such  $\tilde{f}$  a *synchronous lift* of  $f$  with *pattern of synchrony*  $\tilde{\kappa}$ .

By construction, when the colouring on  $\mathcal{C}$  is trivial, every node in  $i \in \tilde{\mathcal{C}} \setminus \mathcal{C}$  has the same colour as a unique node  $c \in \mathcal{C}$ . We denote this node by  $[i]$ .

### 3.1 Path Components of Feedforward Lifts

Recall that a ‘path component’ of a directed graph is also referred to as a ‘transitive’ or ‘strongly connected’ component, and consists of a set of nodes that is maximal with respect to the property that any two nodes  $c, d$  are joined by a directed path of arrows from  $c$  to  $d$ . In particular, there is also a (possibly different) path from  $d$  to  $c$ .

**Lemma 3.7.** *Every path component of  $\tilde{\mathcal{G}}$  is either a path component of  $\mathcal{G}$  or a single node of  $\tilde{\mathcal{C}} \setminus \mathcal{C}$ .*

*Proof.* Nodes  $c, d$  are path-equivalent if and only if they lie on a closed loop. All such loops lie in  $\mathcal{G}$ .  $\square$

Denote the partial derivative of a function  $F$  with respect to a (multidimensional) variable  $x_c$  by  $D_c F$ . We have:

**Corollary 3.8.** *Let  $f$  be admissible for  $\mathcal{G}$  and let  $\tilde{f}$  be a lift of  $f$  to  $\tilde{\mathcal{G}}$ . Order nodes in a manner that is compatible with the partial order on the component graph, with nodes  $1, \dots, m$  in  $\mathcal{C}$  and nodes  $m+1, \dots, n$  in  $\tilde{\mathcal{C}} \setminus \mathcal{C}$ . Let  $J$  be the Jacobian of  $f = (f_1, \dots, f_m)$  on  $P_1 \oplus \dots \oplus P_m$ . Then at any given point the Jacobian  $\tilde{J}$  of  $\tilde{f}$  is block lower triangular, of the form*

$$\tilde{J} = \begin{bmatrix} J & \mathbf{0} & \mathbf{0} & \cdots & \mathbf{0} \\ * & D_{m+1}f_{m+1} & \mathbf{0} & \cdots & \mathbf{0} \\ * & * & D_{m+2}f_{m+2} & \cdots & \mathbf{0} \\ \vdots & \vdots & \vdots & \ddots & \vdots \\ * & * & * & \cdots & D_n f_n \end{bmatrix} \quad (3.9)$$

*evaluated at that point.*

**Corollary 3.9.** (a) *The eigenvalues of  $\tilde{J}$  at any point in  $P$  are those of  $J$  together with those of the  $D_c f_c$ , for  $m + 1 \leq c \leq n$ .*

(b) *At any point in the synchrony space  $\Delta_\kappa$ , and for  $m + 1 \leq c \leq n$ , we have*

$$D_c f_c = D_{[c]} f_{[c]} \quad (3.10)$$

where  $[c]$  is the unique node  $c \in \mathcal{G}$  such that  $\kappa(c) = \kappa([c])$ . In particular, the eigenvalues of  $D_c f_c$  are the same as the eigenvalues of  $D_{[c]} f_{[c]}$ , when evaluated at the same point.

*Proof.* (a) This follows from the block-triangular structure.

(b) The pullback condition and the synchrony pattern induced by  $\kappa$  easily imply that  $D_c f_c = D_{[c]} f_{[c]}$ .  $\square$

**Remark 3.10.** *There is a minor complication concerning self-loops. We assume that all self-loops of the CPG are lifted to feedforward arrows in  $\tilde{\mathcal{G}} \setminus \mathcal{G}$ . Thus the matrix  $D_c f_c$  is the Jacobian for the internal dynamic on node  $c$ , ignoring all inputs from other nodes and all self-loops at  $c$  (if any exist). Now the eigenvalues of  $\tilde{J}$  are those of  $J$  together with those for the internal part of each diagonal block of  $J$ .*

**Example 3.11.** Any admissible map  $F(x)$  for the 7-node chain of Figure 3 has the form (2.1). Thus the Jacobian at a general point  $u = (u_1, \dots, u_7) \in \mathbb{R}^{7k}$  has the block form

$$\tilde{J}|_u = \left[ \begin{array}{ccc|ccc|c} f_1(u_1, u_3) & 0 & f_2(u_1, u_3) & 0 & 0 & 0 & 0 \\ f_2(u_2, u_1) & f_1(u_2, u_1) & 0 & 0 & 0 & 0 & 0 \\ 0 & f_2(u_3, u_2) & f_1(u_3, u_2) & 0 & 0 & 0 & 0 \\ \hline 0 & 0 & f_2(u_4, u_3) & f_1(u_4, u_3) & 0 & 0 & 0 \\ \hline 0 & 0 & 0 & f_2(u_5, u_4) & f_1(u_5, u_4) & 0 & 0 \\ \hline 0 & 0 & 0 & 0 & f_2(u_6, u_5) & f_1(u_6, u_5) & 0 \\ \hline 0 & 0 & 0 & 0 & 0 & f_2(u_7, u_6) & f_1(u_7, u_6) \end{array} \right] \quad (3.11)$$

Here we write  $f_1, f_2$  for the partial derivatives of  $f$  with respect to its first and second variables. In our usual notation,  $f_i = D_i f$  for  $i = 1, 2$ . The lines indicate the block-triangular structure, with a  $3 \times 3$  block at top left, which we recognise as the Jacobian of  $F$  restricted to  $\mathcal{G}$ , and a series of four blocks  $f_1$ . These blocks are evaluated at  $u$  and need not be equal, but when evaluated at a point in  $\Delta_\kappa$  they are equal for nodes of the same colour, by (3.10).

## 3.2 Construction of Feedforward Lifts

Feedforward lifts of a given network  $\mathcal{G}$  are easy to construct. Informally, add new nodes one at a time, choosing a colour from those in the CPG. Copy the set of input arrows from the node of this colour in the CPG, wiring each so that its head is the new node and its tail is any old node with the same colour as the tail of the corresponding arrow in  $\mathcal{G}$ . Repeat.



More formally, let  $\mathcal{G}$  be a network with nodes  $\mathcal{C} = \{1, \dots, m\}$ . Colour all of its nodes differently, so we can identify the colour set  $\mathcal{K}$  with  $\{1, \dots, m\}$ . The construction of a feedforward lift with CPG  $\mathcal{G}$  is simple and obvious. It can be described inductively, one new node at a time. Let  $\mathcal{G}_0 = \mathcal{G}$  and  $\mathcal{C}_0 = \mathcal{C}$ . This is a trivial feedforward lift of  $\mathcal{G}$  with no extra nodes, and starts the induction process.

Assume that  $k$  extra nodes have been added, to obtain a feedforward lift  $\mathcal{G}_k$  of  $\mathcal{G}$  with nodes  $\mathcal{C}_k = \{1, \dots, m + k\}$ .

Add a new node  $m + k + 1$  to get  $\mathcal{C}_{k+1}$ . Assign this node the same colour as some node  $d \in \mathcal{C}_0$ . It remains to define the input arrows of node  $m + k + 1$  in a manner that makes the colouring balanced. To do so, copy the input set  $I(d)$  via an input isomorphism  $\beta$ , assigning all these arrows the new head node  $m + k + 1$ . Now  $I(m + k + 1) = \beta(I(d))$ . Rewire the tail node of each arrow  $\beta(e) \in I(m + k + 1)$  so that its tail  $\mathcal{T}(\beta(e))$  is any node in  $\mathcal{C}_k$  with the same colour as  $\mathcal{T}(e)$ . (This can be  $\mathcal{T}(e)$  itself, but to obtain short-range connections we can use any node further along the chain with the required colour.) Then  $\beta$  is a colour-preserving input isomorphism from  $I(d)$  to  $I(m + k + 1)$ . Since all tail nodes of the new arrows lie in  $\mathcal{C}_k$ , the resulting network  $\mathcal{G}_{k+1}$  is a feedforward lift of  $\mathcal{G}$ .

For example, in Figure 3 we have  $\mathcal{C}_0 = \{1, 2, 3\}$  and  $\mathcal{G}_0$  is the  $\mathbb{Z}_3$ -symmetric ring on those nodes. We want the colouring with colour-classes  $\{1, 4, 7\}$ ,  $\{2, 5\}$ ,  $\{3, 6\}$ . To obtain  $\mathcal{G}_1$  we add node 4, which has the same colour as node 1. Node 1 has a single input arrow with tail node 3; copy this arrow so that its head is node 4, and the tail remains at node 3 since this is the only node that is earlier than node 4 in the ordering and has the correct colour. To get  $\mathcal{G}_2$  add node 5 and copy the input arrow to node 2. This time there are two choices for the tail node: either node 1 or node 4. The figure chooses 4. To get  $\mathcal{G}_3$  we need an arrow with head node 6 and tail node either 2 or 5, and similarly for  $\mathcal{G}_4$ . One set of such choices (with arrows of the shortest possible range) gives Figure 3 with the colouring illustrated.

**Remarks 3.12.** (a) As this description makes clear, feedforward lifts are not unique.

(b) A similar construction can be applied when  $\mathcal{G}$  has a nontrivial balanced colouring  $\kappa$ . Its description is essentially identical because the only change is to  $\kappa$ . Now  $\kappa$  lifts to a balanced colouring  $\tilde{\kappa}$  with the same set of colours. This is a general property of colourings [40, Proposition 10.38].

### 3.3 Notation for Feedforward Lift

We use the following notation for a feedforward lift. We choose a fixed (but arbitrary) balanced colouring  $\kappa$  and use this to construct the feedforward lift  $\tilde{\mathcal{G}}$  from a CPG  $\mathcal{G}$ .

In general, given a symbol  $s$  for an object defined by  $\mathcal{G}$ , we denote its lift by  $\tilde{s}$  and (where appropriate) the complementary object by  $s^*$ .

Thus we denote the CPG network by  $\mathcal{G}$  with nodes  $\mathcal{C} = \{1, \dots, m\}$ . The feedforward lift is  $\tilde{\mathcal{G}}$  with nodes  $\tilde{\mathcal{C}} = \{1, \dots, n\}$ , where  $n > m$ . We let  $\mathcal{C}^* = \{m + 1, \dots, n\}$  be the nodes of the feedforward chain.

Denote the total state space for  $\mathcal{G}$  by  $P$ , and that for  $\tilde{\mathcal{G}}$  by  $\tilde{P}$ . For any subset  $\mathcal{Q} \subseteq \tilde{\mathcal{C}}$  let  $P_{\mathcal{Q}} = \bigoplus_{c \in \mathcal{Q}} P_c$ .

Exceptionally, denote the node space of node  $c$  by  $P_c$  for all  $c \in \tilde{\mathcal{C}}$ , since this introduces no ambiguity. Similarly, coordinates of  $P = P_{\mathcal{C}}$  are denoted by  $(x_1, \dots, x_m)$ , those on  $\tilde{P} = P_{\tilde{\mathcal{C}}}$  by  $(x_1, \dots, x_n)$ , and those on  $P^* = P_{\mathcal{C}^*}$  by  $(x_{m+1}, \dots, x_n)$ .

If  $f : P \rightarrow P$  is admissible for  $\mathcal{G}$ , its lift is denoted by  $\tilde{f} : \tilde{P} \rightarrow \tilde{P}$ . If  $x(t)$  is a solution of the ODE  $\dot{x} = f(x)$  on  $P$ , then its lift is  $\tilde{x}(t)$ , and this is a solution of the ODE  $\dot{x} = \tilde{f}(x)$  on  $\tilde{P}$ .

Colour all nodes of  $\mathcal{C}$  differently and let the corresponding synchrony subspace be  $\Delta$ . With the chosen ordering of nodes, the natural identification  $\nu$  of  $\Delta$  with  $P_{\mathcal{C}}$  in (2.5) satisfies

$$\nu(v) = (v_1, \dots, v_m) \quad v \in \Delta$$

Its inverse is  $\nu^{-1}(v_1, \dots, v_m) = V$  where  $V_c = v_{[c]}$ . The feedforward structure, combined with the balance condition, implies that the quotient dynamics on  $\Delta$  identifies with the dynamics of the CPG  $\mathcal{G}$  on  $P_{\mathcal{C}}$ . That is, the dynamics of  $f|_{\Delta}$  on  $\Delta$  is conjugate to that of  $f_{\mathcal{C}}$  on  $P_{\mathcal{C}}$  by the identification  $\nu$ .

## 4 Background on Stability

The stability of a state of a dynamical system was defined and analysed by Liapunov in 1892–93; see [67]. Several different concepts of stability are analysed systematically in [13] for a continuous flow on a metric space. The modern treatment mainly focuses on flows and diffeomorphisms on smooth (mostly compact) manifolds; it was initiated by Smale [92] and Arnold [8], and developed extensively by their students and others.

We recall some basic concepts related to stability; see for example [52]. We restrict attention to equilibria and periodic orbits.

### 4.1 Equilibria

First we recall four stability notions for equilibria, two of which are equivalent. For further information see [75, Chapter 4] and [65, 66, 67]. Let  $x^*$  be an equilibrium point of the ODE

$$\dot{x} = f(x) \quad x \in \mathbb{R}^n \tag{4.12}$$

where  $f : \mathbb{R}^n \rightarrow \mathbb{R}^n$  is smooth (usually we take this to mean  $C^\infty$ , but often  $C^r$  for  $r \geq 1$  suffices).

#### Stability Notions for Equilibria

**Liapunov Stability** The notion of Liapunov stability goes back to Liapunov [67] and is the central topic of [66]. The equilibrium  $x^*$  is *Liapunov stable* if, for every  $\varepsilon > 0$ , there exists  $\delta > 0$  such that if  $\|x(0) - x^*\| < \delta$  then  $\|x(t) - x^*\| < \varepsilon$  for all  $t > 0$ . This notion applies unchanged to non-autonomous ODEs if an equilibrium exists.

**Asymptotic Stability** The equilibrium  $x^*$  is *asymptotically stable* if it is Liapunov stable, and in addition  $\delta$  can be chosen so that  $\|x(t) - x^*\| \rightarrow 0$  as  $t \rightarrow +\infty$ .

**Exponential Stability** The equilibrium  $x^*$  is *exponentially stable* if there is a neighbourhood  $V$  of  $x^*$  and constants  $K, \alpha > 0$  such that  $\|x(t) - x^*\| < Ke^{-\alpha t}$  for all  $x(0) \in V$ . (For some norm, not necessarily the Euclidean one, we can assume  $K = 1$ .)

**Linear Stability** The equilibrium  $x^*$  is *linearly stable* if all eigenvalues of the Jacobian  $Df$  evaluated at  $x^*$  have negative real part.

Exponential stability implies asymptotic stability, which in turn implies Liapunov stability. Neither converse is valid in general. Linear stability is equivalent to exponential stability.

**Stable and Unstable Manifolds** In nonlinear dynamics, emphasis is placed on the concept of hyperbolicity. An equilibrium  $x^*$  is *hyperbolic* if no eigenvalue of  $Df|_{x^*}$  has zero real part. The state space  $P$  decomposes as a direct sum  $P = E^s \oplus E^u$ , where the *stable subspace*  $E^s$  is the sum of all generalised eigenspaces for eigenvalues with negative real parts, and the *unstable subspace*  $E^u$  is the sum of all generalised eigenspaces for eigenvalues with positive real parts. Near  $x^*$  there exists a smooth *stable manifold*  $W^s$  and an *unstable manifold*  $W^u$ , tangent respectively to  $E^s$  and  $E^u$ . These manifolds are unique. If  $A$  is not hyperbolic there is also a *centre subspace*  $E^c$  with a tangent *centre manifold*  $W^c$ ; in general it is not unique and only  $C^k$  smooth.

## 4.2 Periodic Orbits

The theory for periodic orbits is analogous, but there are minor complications. Consider a periodic orbit  $A = \{a(t)\}$  for some initial condition  $a(0)$ . Stability concepts for a periodic orbit are generally obtained by considering a *Poincaré section*  $\Sigma$  transverse to the orbit, so the orbit intersects  $\Sigma$  at a point  $a(0)$ . There is a corresponding *Poincaré map* or *first return map*  $\sigma : \tilde{\Sigma} \rightarrow \Sigma$ . Here  $\tilde{\Sigma}$  is a neighbourhood of  $a(0)$  such that  $\sigma(\tilde{\Sigma}) \subseteq \Sigma$ . Now  $a(0)$  is a fixed point of  $\sigma$ , and we can think of  $\sigma$  as a *discrete* dynamical system of  $\Sigma$ .

In particular, a periodic orbit  $A$  is *hyperbolic* if the derivative of a Poincaré map at the fixed point corresponding to the orbit has no eigenvalues on the unit circle. (The corresponding Floquet operator has an eigenvalue 1 corresponding to the direction tangent to the orbit, but the Poincaré map drops the dimension by 1.) In general there are stable and unstable subspaces with associated smooth tangent manifolds. The smoothness properties of the centre manifold are more technical [57].

### Floquet Theory

Classically, the main notion of stability for a periodic orbit  $A = \{a(t)\}$  is defined via Floquet theory [49, Chapter 1 Section 4]. Linearise the ODE about the periodic orbit  $A$  to obtain a time-dependent ODE

$$\dot{y} = M(t)y \tag{4.13}$$

where  $M(t) = D_y f|_{a(t)}$  is  $T$ -periodic. Floquet's Theorem [33] states that there is a *fundamental matrix*  $Y(t)$  such that any solution  $y(t) = Y(t)v$  for a constant vector  $v$ .

Moreover, there exists a  $T$ -periodic matrix function  $P(t)$  and a constant matrix  $B$  such that every fundamental matrix has the form

$$Y(t) = P(t)e^{Bt} \tag{4.14}$$

See [49, p.39].

The eigenvalues  $\beta_i$  of  $B$  are the *Floquet exponents*, and the eigenvalues  $\rho_i$  of  $e^{BT}$  are the *Floquet multipliers*. The matrix  $e^{BT}$  is uniquely determined by  $M(t)$ , so the  $\rho_i$  are unique. The real parts of the  $\beta_i$  are unique, but their imaginary parts are unique only modulo  $2\pi/T$ ; see [49, Note 2 p.40]. The stability condition is that all  $\beta_i$  have negative real part except for a single eigenvalue 0 given by the orbit itself; equivalently, all  $\rho_i$  lie strictly inside the unit circle except for a single eigenvalue 1. The lack of uniqueness does not affect these statements.

In a more modern treatment [48] the matrix  $e^{BT}$  is essentially the Jacobian of a Poincaré map at the fixed point corresponding to the periodic orbit, reduced by one dimension to exclude the eigenvalue 1 along the periodic orbit.

Stability in this sense implies *asymptotic stability*, where now we let  $A = \{a(t)\}$  for some initial condition  $a(0)$ ; then there is a neighbourhood  $U \supseteq A$  such that if  $x(0) \in U$  with orbit  $\{x(t)\}$  then

$$\lim_{t \rightarrow \infty} d(x(t), A) = 0 \tag{4.15}$$

where  $d(x, A) = \inf_{a \in A} \|x - a\|$ . Again the convergence is exponential. Moreover, for each  $x(0) \in U$  there exists  $\theta \in \mathbb{R}$ , depending on  $x(0)$ , such that

$$\lim_{t \rightarrow \infty} \|x(t) - a(t + \theta)\| = 0 \tag{4.16}$$

and the convergence is exponential. See [49, Theorem (3) p.42]. The periodic orbit is then said to have *asymptotic phase*. For later use we state:

**Definition 4.1.** The submanifold of initial conditions leading to a given asymptotic phase  $\theta$  is called an *isochron* [29, 47]. The isochrons fill out a neighbourhood of the stable periodic orbit.

**Remark 4.2.** *Every Floquet stable periodic orbit is hyperbolic. By [51, Theorem 4.1(f)], this implies that the orbit persists after any sufficiently small  $C^1$  perturbation of the ODE (admissible or not), in the sense that there exists a unique periodic orbit close to the original one. (The theorem is proved there for a discrete dynamical system, but at the end of the proof it is stated that the result is also valid for a continuous one.) This shows that existence and stability of periodic orbits, deduced from idealised models, persist when the ideal assumptions are only approximately valid — provided the approximation is close enough. In practice quite large perturbations often preserve existence and stability; see [97] for some numerical experiments on feedforward lifts.*

## Liapunov Stability

The notion of Liapunov stability transfers to a periodic orbit  $\{a(t)\}$  via a Poincaré map. More generally, for any orbit  $\{a(t)\}$ , define  $y(t) = x(t) - a(t)$ . Then the non-autonomous

ODE (called a *system of deviations*)

$$\dot{y} = f(y + a(t)) - \dot{a}(t)$$

has an equilibrium at  $y = 0$ . The orbit  $a(t)$  is defined to be Liapunov stable if this equilibrium is Liapunov stable. Since  $y(t) = x(t) - a(t)$  we can unravel this definition:

**Definition 4.3.** The orbit  $a(t)$  is *Liapunov stable* if, for any  $\varepsilon > 0$ , there exists  $\delta > 0$  such that whenever  $\|x(0) - a(0)\| < \delta$  we have  $\|x(t) - a(t)\| < \varepsilon$  for all  $t \geq 0$ .

### 4.3 Remark on Norms

All norms on  $\mathbb{R}^n$  are equivalent, so the stability notions in Section 4.1 do not depend on the choice of norm. In network dynamics a convenient norm on  $\tilde{P}$  is

$$\|x\| = \|x_1\| + \cdots + \|x_n\| \quad (4.17)$$

where  $\|\cdot\|$  is (say) the Euclidean norm on  $P_c$ , and this is consistent with (4.18). In the next section we work with direct sums  $\mathcal{X} \oplus \mathcal{Y}$  of subspaces  $\mathcal{X}, \mathcal{Y}$ , and define norms so that if  $Z = (X, Y) \in \mathcal{X} \oplus \mathcal{Y}$  then

$$\|Z\| = \|X\| + \|Y\| \quad (4.18)$$

This definition is consistent with (4.17) when  $\mathcal{X}$  and  $\mathcal{Y}$  are sums of node spaces.

## 5 Transverse Stability for a Feedforward Lift

We now come to the central results of this paper. We show that this type of feedforward synchrony can be very robust if the node dynamics on the CPG has certain features that are common in models. Not only is it dynamically stable: it is structurally stable, preserved when connection strengths, the forms of couplings, and the dynamical equations for nodes are perturbed slightly.

### 5.1 Floquet Exponents for Forced Systems

We begin with a general result. It is presumably well known, but we give a proof for completeness.

Let  $P = \mathbb{R}^k, Q = \mathbb{R}^l$  and consider a forced ODE (skew-product) on  $P \oplus Q$ :

$$\dot{X} = F(X) \quad (5.19)$$

$$\dot{Y} = G(X, Y) \quad (5.20)$$

having a periodic orbit  $(X(t), Y(t)) = (a(t), b(t))$  of period  $T$ .

The linearised ODE around this orbit (that is, the Floquet equation) is then

$$\begin{bmatrix} \dot{U} \\ \dot{V} \end{bmatrix} = \begin{bmatrix} D_1 F|_{(a(t), b(t))} & 0 \\ D_1 G|_{(a(t), b(t))} & D_2 G|_{(a(t), b(t))} \end{bmatrix} \begin{bmatrix} U \\ V \end{bmatrix} \quad U \in P, V \in Q \quad (5.21)$$

where the notation  $D_k H|_{c(t)}$  indicates the partial derivative of  $H$  with respect to the  $k$ th variable, considering  $c(t)$  as a parameter.

**Lemma 5.1.** *With the above notation, the Floquet multipliers of  $(a(t), b(t))$  on  $P \oplus Q$  are those of  $a(t)$  on  $P$ , together with those for the time-dependent ODE*

$$\dot{V} = D_2 G|_{(a(t), b(t))} V \quad (5.22)$$

*Proof.* By the feedforward structure,  $a(t)$  is a  $T$ -periodic orbit of (5.19), and this is the Floquet equation for  $a(t)$  on  $P$ . The solution of (5.19) gives the Floquet multipliers for  $a(t)$  on  $P$ .

The subspace  $0 \oplus Q$  is invariant under the flow of (5.21), and when restricted to this space (5.21) becomes (5.22). Since  $0 \oplus Q$  is a complement to  $P$ , solutions of this equation yield the remaining Floquet multipliers for  $a(t)$  on  $P \oplus Q$ .  $\square$

## 5.2 Transverse Floquet Multipliers and Exponents

Lemma 5.1 implies that for any feedforward lift of a fixed CPG feeding forward into a chain with an arbitrary number of nodes, the computation of Floquet multipliers can be reduced to simple computations involving only the CPG. Indeed, the rest of the network need not be chain: the same remark applies to any feedforward lift.

This simplification arises for two reasons. First, the balanced colouring involved in a feedforward lift creates multiple eigenvalues of the Floquet operator. Second, the feedforward structure of  $\tilde{\mathcal{G}}$  induces the block-triangular structure (3.9) on the Jacobian, hence on the Floquet equation. This structure pervades the entire dynamics.

In detail, we first need:

**Definition 5.2.** (a) With the above notation, the *transverse Floquet equation* for node  $c \in \mathcal{C}^*$  is

$$\dot{y}_c = D_{[c]} f_{[c]}|_{a(t)} y_c \quad (5.23)$$

where  $D_{[c]}$  is the partial derivative with respect to  $x_{[c]}$ . Observe that this depends only on the ODE for the CPG and the periodic orbit for those equations.

By Floquet theory, every solution of (5.23) has the form

$$y_c(t) = P_c(t) e^{B_c t} v$$

for a constant vector  $v$ . Here  $P_c(t)$  is  $T$ -periodic and  $B_c$  is a constant matrix. Then:

(b) The matrix  $M_c = e^{B_c T}$  is the *transverse Floquet matrix* for node  $c$ .

(c) The matrix  $B_c$  is the *transverse Floquet exponent matrix* for node  $c$ .

(d) The periodic orbit  $A = \{a(t)\}$  is *transversely Floquet stable* at node  $c$  if all eigenvalues of  $M_c$  have absolute value  $< 1$ .

Equivalently, all eigenvalues of  $B_c$  have negative real part.

(e) The eigenvalues of  $M_c$  are the *transverse Floquet multipliers* for node  $c$ .

(f) The eigenvalues of  $B_c$  are the *transverse Floquet exponents* for node  $c$ .

(We use the word ‘the’ in (b,c) even though these matrices are not unique, because the eigenvalues in (d,e,f) *are* unique.)

**Example 5.3.** We find the transverse Floquet equations for the network in Figure 3, for FitzHugh–Nagumo neurons with voltage coupling. The nodes in the CPG are  $\{1, 2, 3\}$  and the nodes concerned are those in  $\mathcal{C}^* = \{4, 5, 6, 7\}$ .

The equations are:

$$\begin{aligned}\dot{V}_c &= V_c(a - V_c)(V_c - 1) - W_c + I + \mu V_{c-1} \\ \dot{W}_c &= bV_c - \gamma W_c\end{aligned}$$

for  $4 \leq c \leq 7$ . Here  $\mu$  is the coupling strength. The corresponding diagonal blocks of the Jacobian are

$$J_c(t) = \begin{bmatrix} -3V_c^2 + 2(a+1)V_c - a & -1 \\ b & -\gamma \end{bmatrix}$$

Evaluated at  $a(t) = (\alpha(t), \beta(t))$  these become

$$J_c(t)|_{a(t)} = \begin{bmatrix} -3\alpha_{[c]}(t)^2 + 2(a+1)\alpha_{[c]}(t) - a & -1 \\ b & -\gamma \end{bmatrix}$$

which is independent of  $\beta$ . Setting  $y_c = (v_c, w_c)$  the transverse Floquet equations are

$$\begin{bmatrix} \dot{v}_c \\ \dot{w}_c \end{bmatrix} = J_c(t)|_{a(t)} \begin{bmatrix} v_c \\ w_c \end{bmatrix} = \begin{bmatrix} (-3\alpha_{[c]}(t)^2 + 2(a+1)\alpha_{[c]}(t)c - a)v_c - w_c \\ bv_c - \gamma w_c \end{bmatrix}$$

Although  $\mu$  does not appear explicitly, it affects the periodic orbit  $A$ , and so affects the transverse Floquet equations.

### 5.3 Stability Theorem for Feedforward Lift

We can now give a sufficient condition for a feedforward lift of an equilibrium or periodic orbit to be Floquet stable in the full state space; that is, stable to perturbations that break synchrony as well as those that preserve synchrony.

**Theorem 5.4.** *Let  $\{\tilde{a}(t)\}$  be a feedforward lift of the periodic orbit  $\{a(t)\}$  on  $P_C$ . Then:*

(a) *The Floquet multipliers for  $\{\tilde{a}(t)\}$  are the Floquet multipliers for  $a(t)$ , together with the transverse Floquet multipliers for all  $c \in \mathcal{C}^*$ .*

(b) *The transverse Floquet multipliers for  $c \in \mathcal{C}^*$  are the same as those for  $[c] \in \mathcal{C}$ .*

(c)  *$\{\tilde{a}(t)\}$  is stable on  $\tilde{P}$  if and only if  $\{a(t)\}$  is stable on  $P_C$  and, for all nodes in  $\mathcal{C}$ , all transverse Floquet multipliers have absolute value  $< 1$ .*

*Proof.* Order the nodes so that the CPG has nodes  $\mathcal{C} = \{1, \dots, m\}$  and the rest of the network has nodes  $\mathcal{C}^* = \{m+1, \dots, n\}$ . Let  $\mathcal{G}_k$  be the subnetwork with nodes  $\{1, \dots, m+k\}$  together with all arrows linking those nodes. Then  $\mathcal{G}_{k+1}$  is a feedforward lift of  $\mathcal{G}_k$  for  $0 \leq k \leq n-m$ .

To prove (a) we argue by induction on  $k$ . The statement is trivial for  $k=0$ . The step from  $k$  to  $k+1$  follows from Lemma 5.1, bearing in mind that when  $c \in \mathcal{C}^*$  the domain of  $f_c$  is a subspace of  $P_1 \oplus \dots \oplus P_c$ , so the time-dependent parameter  $a(t)$  restricts onto this subspace.

To prove (b), observe that because the state  $\tilde{a}(t)$  is a lift of  $a(t)$ , the functions  $f_c(x)$  and  $f_{[c]}(x)$  are equal when  $x \in \Delta$ . The same holds for their derivatives at points  $a(t) \in \Delta$ .

Part (c) now follows from (a) and (b).  $\square$

This theorem shows that stability of a lifted periodic state depends only on the ODE for the CPG, and is independent of the number of nodes in  $\mathcal{C}^*$ . Roughly speaking, the full CPG equation determines the Floquet multipliers for the CPG, and its diagonal terms determine all the transverse Floquet multipliers, because these are the same as those for nodes in  $\mathcal{C}$  of the appropriate colour.

The theorem also implies that when two nodes in the feedforward chain  $\mathcal{C}^*$  are synchronous, their transverse eigenvalues are equal. In other words, the Floquet matrix can have multiple eigenvalues generically, within the world of network admissible ODEs, even when the network has no symmetry. This phenomenon is well known for steady states (indeed, it happens for the 7-node network); feedforward lifts provide a wide range of examples for periodic orbits.

The same goes when two nodes in the feedforward chain  $\mathcal{C}^*$  are phase-synchronous, since the Floquet multipliers are invariant under phase shifts; see Theorem 7.1 below.

## 5.4 Isochrons

Recall the definition of an isochron, Definition 4.1.

It is easy to see that when  $A$  is stable, isochrons  $I_\theta$  for  $A$  in  $P$  extend trivially to isochrons  $\tilde{I}_\theta$  for  $\tilde{A}$  in  $\tilde{P}$ :

**Theorem 5.5.** *Let  $\pi : \tilde{P} \rightarrow P$  be projection onto the first  $m$  coordinates. Then  $\pi(\tilde{I}_\theta) = I_\theta$  for any  $\theta$ .*

*Proof.* By the feedforward structure, any orbit  $x(t)$  for  $\tilde{f}$  projects to an orbit  $\pi(x(t))$  for  $f$ .  $\square$

Using conjugacy by the natural isomorphism  $\nu : \Delta \rightarrow P_{\mathcal{C}}$ , we obtain a related projection onto isochrons of  $\tilde{A} \subseteq \Delta$ .

## 5.5 Transverse Liapunov Stability

An analogous result to Theorem 5.4 can be proved for Liapunov stability. We begin with a more general set-up. Consider a feedforward ODE of the form:

$$\dot{X} = F(X) \tag{5.24}$$

$$\dot{Y} = G(Y, X) \tag{5.25}$$

on a state space  $\mathcal{Z} = \mathcal{X} \oplus \mathcal{Y}$ , with coordinates  $Z = (X, Y)$ . Choose norms on  $\mathcal{X}$  and on  $\mathcal{Y}$ , and define the norm on  $\mathcal{X} \oplus \mathcal{Y}$  by  $\|Z\| = \|X\| + \|Y\|$ .

Suppose we have a  $T$ -periodic orbit  $Z(t) = R(t)$ . Projecting, we have

$$Z(t) = (X(t), Y(t)) \quad R(t) = (P(t), Q(t))$$

on this orbit.

By the feedforward structure,

$$P(t) \text{ is a } T\text{-periodic orbit of (5.19)} \tag{5.26}$$



**Definition 5.6.** The orbit  $R(t)$  is *Liapunov stable* on  $\mathcal{Z}$  if, for any  $\varepsilon > 0$ , there exists  $\delta > 0$ , such that:

$$\|Z(0) - R(0)\| < \delta \implies \|Z(t) - R(t)\| < \varepsilon \quad (t > 0)$$

**Definition 5.7.** The orbit  $R(t) = (P(t), Q(t))$  is *transversely Liapunov stable* on  $\mathcal{Y}$  if, for any  $\varepsilon > 0$ , there exists  $\delta > 0$ , such that

$$\|X(0) - P(0)\| < \delta \quad \text{and} \quad (5.27)$$

$$\|Y(0) - Q(0)\| < \delta \quad \text{imply} \quad (5.28)$$

$$\|Y(t) - Q(t)\| < \varepsilon \quad (t > 0) \quad (5.29)$$

We now come to the main theorem of this section:

**Theorem 5.8.**

*The orbit  $R(t)$  is Liapunov stable on  $\mathcal{Z}$  if and only if the following two conditions hold:*

- (a) *The orbit  $P(t)$  is Liapunov stable on  $\mathcal{X}$ , and*
- (b) *The orbit  $R(t)$  is transversely Liapunov stable on  $\mathcal{Y}$ .*

*Proof.* First, suppose that  $R(t)$  is Liapunov stable on  $\mathcal{Z}$ . We prove that (a) and (b) hold.

To prove (a), let  $\varepsilon > 0$ . The orbit  $X(t)$  is independent of  $Y(0)$  by the feedforward structure. So we can choose initial conditions such that  $Y(0) = Q(0)$  without affecting  $X(t)$ . Then

$$\|Z(0) - R(0)\| = \|X(0) - P(0)\| + \|Y(0) - Q(0)\| = \|X(0) - P(0)\|$$

Therefore

$$\begin{aligned} \|X(0) - P(0)\| < \delta &\implies \|Z(0) - R(0)\| < \delta \\ &\implies \|Z(t) - R(t)\| < \varepsilon \quad (t > 0) \\ &\implies \|X(t) - P(t)\| + \|Y(t) - Q(t)\| < \varepsilon \quad (t > 0) \text{ by (4.18)} \\ &\implies \|X(t) - P(t)\| < \varepsilon \quad (t > 0) \end{aligned}$$

This is (a).

Now we prove (b). In this case the  $Y$ -dynamics depends on  $X$ , so we cannot choose initial conditions.

Again, let  $\varepsilon > 0$ . Since  $R(t)$  is Liapunov stable on  $\mathcal{Z}$ , there exists  $\delta_1 > 0$  such that

$$\|Z(0) - R(0)\| < \delta_1 \implies \|Z(t) - R(t)\| < \varepsilon \quad (t > 0)$$

By part (a) there exists  $\delta_2$  such that

$$\|X(0) - P(0)\| < \delta_2 \implies \|X(t) - P(t)\| < \varepsilon \quad (t > 0)$$

Let  $\delta = \frac{1}{2} \min(\delta_1, \delta_2)$ .

Suppose that

$$\begin{aligned}\|X(0) - P(0)\| &< \delta \\ \|Y(0) - Q(0)\| &< \delta\end{aligned}$$

Then

$$\begin{aligned}\|X(0) - P(0)\| &< \delta_2 \\ \|Y(0) - Q(0)\| &< \delta_1 \\ \|Z(0) - R(0)\| &< 2\delta \leq \delta_1\end{aligned}$$

Therefore

$$\|Z(t) - R(t)\| < \varepsilon \quad (t > 0)$$

But by (4.18),

$$\|X(t) - P(t)\| + \|Y(t) - Q(t)\| = \|Z(t) - R(t)\| < \varepsilon$$

so

$$\|Y(t) - Q(t)\| \leq \|Z(t) - R(t)\| < \varepsilon \quad (t > 0)$$

which proves (b).

For the converse, assume conditions (a) and (b) hold. We must prove that  $R(t)$  is Liapunov stable on  $\mathcal{Z}$ .

Let  $\varepsilon > 0$ . By (a), there exists  $\delta_1 > 0$  such that

$$\|X(0) - P(0)\| < \delta_1 \implies \|X(t) - P(t)\| < \varepsilon/2 \quad (t > 0)$$

By (b), there exists  $\delta_2 > 0$  such that

$$\begin{aligned}\|X(0) - P(0)\| &< \delta_2 \quad \text{and} \\ \|Y(0) - Q(0)\| &< \delta_2 \quad \text{imply} \\ \|Y(t) - Q(t)\| &< \varepsilon/2 \quad (t > 0)\end{aligned}$$

Let  $\delta = \min(\delta_1, \delta_2)$ . Then, by (4.18),

$$\|Z(0) - R(0)\| = \|X(0) - P(0)\| + \|Y(0) - Q(0)\|$$

so

$$\begin{aligned}\|X(0) - P(0)\| &\leq \|Z(0) - R(0)\| \\ \|Y(0) - Q(0)\| &\leq \|Z(0) - R(0)\|\end{aligned}$$

Thus if  $\|Z(0) - R(0)\| < \delta$  then  $\|X(0) - P(0)\| < \delta_1$  and  $\|Y(0) - Q(0)\| < \delta_2$ . Therefore

$$\begin{aligned}\|X(t) - P(t)\| &< \varepsilon/2 \quad (t > 0) \\ \|Y(t) - Q(t)\| &< \varepsilon/2 \quad (t > 0)\end{aligned}$$

and

$$\begin{aligned}\|Z(t) - R(t)\| &= \|X(t) - P(t)\| + \|Y(t) - Q(t)\| \\ &< \varepsilon/2 + \varepsilon/2 = \varepsilon\end{aligned}$$

so  $R(t)$  is Liapunov stable on  $\mathcal{Z}$ .

□

## 5.6 Transverse Liapunov Stability for Feedforward Lift

Now consider a feedforward lift with CPG  $\mathcal{G}$ , whose nodes  $\mathcal{C}$  are  $\{1, \dots, m\}$  and chain  $\mathcal{C}^* = \{m+1, \dots, n\}$ . Choose the numbering so that all nodes upstream from  $m+k$  lie in  $\mathcal{G}_{k-1}$ . (See [40, Theorem 4.11].)

For  $0 \leq k \leq n-m$  define the subnetwork  $\mathcal{G}_k$  to have nodes  $\mathcal{C}_k = \{1, \dots, m+k\}$  and all arrows of  $\tilde{\mathcal{G}}$  that connect them. In particular  $\mathcal{G}_0 = \mathcal{G}$ . All nodes upstream from  $\mathcal{G}_k$  lie in  $\mathcal{G}_{k-1}$  for  $k \geq 1$ .

Define

$$\tilde{a}^k(t) = (\tilde{a}_1(t), \dots, \tilde{a}_{m+k}(t))$$

We now define transverse Liapunov stability for a feedforward lift:

**Definition 5.9.** The lifted periodic orbit  $\tilde{a}(t)$  is *transversely Liapunov stable* at node  $m+k \in \mathcal{C}^* = \{m+1, \dots, n\}$  if  $\tilde{a}^k(t)$  is transversely Liapunov stable for the decomposition

$$\mathcal{X} = P_{\mathcal{G}_{k-1}} \quad \mathcal{Y} = P_{m+k}$$

Since  $\tilde{a}_c(t) \equiv a_{[c]}(t)$ , we can write this explicitly: for all  $\varepsilon > 0$  there exists  $\delta_{m+k}$  such that

$$\begin{aligned} \|x_{\mathcal{C}_{k-1}}(0) - a_{\mathcal{C}_{k-1}}(0)\| < \delta_{m+k} \quad \text{and} \quad \|\tilde{x}_k(0) - a_{[k]}(0)\| < \delta_{m+k} \\ \implies \|\tilde{x}_k(t) - a_{[k]}(t)\| < \varepsilon \quad (t > 0) \end{aligned} \quad (5.30)$$

The lifted periodic orbit  $\tilde{a}(t)$  is *transversely Liapunov stable* if it is transversely Liapunov stable at every node in  $\mathcal{C}^*$ .

**Theorem 5.10.** *The lifted periodic orbit  $\tilde{a}(t)$  is Liapunov stable if and only if  $a(t)$  is Liapunov stable on  $P_{\mathcal{G}}$  and  $\tilde{a}(t)$  is transversely Liapunov stable at every node of  $\mathcal{C}^*$ .*

*Proof.* Use induction on  $n-m$  and Theorem 5.8. □

## 5.7 Relevance to Applications

We plan to discuss applications of the methods of this paper in two follow-up papers: one on chains of standard model neurons, and one on quadruped locomotion. For reasons of space these applications cannot be included here, but we comment on one important issue that arises. We give only a brief sketch; details will appear in those papers.

Let  $\kappa$  be the balanced colouring used to construct the feedforward lift. Unlike transverse Floquet stability, when  $\kappa(c) = \kappa(d)$  the transverse Liapunov stability condition at node  $c$  need not be the same as that at node  $d$ . This difference arises because (5.30) involves  $\tilde{x}_{\mathcal{C}_{c-1}}$  at node  $c$ , but  $\tilde{x}_{\mathcal{C}_{d-1}}$  at node  $d$ . These need not be equal. However, in the inductive argument, we assume:

$$\begin{aligned} \tilde{x}_{c-1}(t) \text{ is close to } \tilde{a}_{c-1}(t) &= a_{[c-1]}(t) \\ \tilde{x}_{d-1}(t) \text{ is close to } \tilde{a}_{d-1}(t) &= a_{[d-1]}(t) \end{aligned}$$

In dynamical systems theory it is common to establish Liapunov stability using a Liapunov function [48, 66, 67]. In the context of feedforward lifts there is a closely analogous

concept of a ‘transverse Liapunov function’. In applications, transverse Liapunov stability can sometimes be proved by constructing a suitable transverse Liapunov function on  $P_c$ . The proof that this function has the required properties depends on estimates on the supremum of  $\|a_{[c]}(t)\|$ , since this function is not usually known explicitly. These estimates remain valid for any trajectory  $\tilde{x}_c(t)$  that is close to  $a_{[c]}(t)$ . Thus the same transverse Liapunov function can be used for distinct nodes  $c$  and  $d$  such that  $\kappa(c) = \kappa(d)$ . In practice, therefore, nodes  $c$  and  $d$  can be dealt with using the same argument.

## 5.8 Transverse Asymptotic Stability

There is an analogous notion of *transverse asymptotic stability*, obtained by replacing ‘Liapunov’ by ‘asymptotic’ in the definition. This leads to a result analogous to Theorem 5.10. The proof runs along similar lines, but is simpler, so we omit it.

## 6 Relation to the Transverse Jacobian

The main difficulty when applying Theorem 5.4 is the calculation of the Floquet exponents. As remarked in Section 1, these exponents must be calculated numerically. Of course, this remains the case for the CPG dynamics alone, but it is useful to have a general criterion for condition (b) of the theorem to be valid, even if only heuristically. We now discuss one approach to this issue. We use the notation of Section 3.3.

**Definition 6.1.** The synchrony subspace  $\Delta_\kappa$  is *globally transversely stable* if for all  $c \in \mathcal{C}$  and all  $x \in \Delta_\kappa$ , all eigenvalues of each diagonal partial derivative  $D_c f_c|_x$  have negative real part for all times  $t$ .

The lifted periodic state  $\tilde{A} \subseteq \Delta_\kappa$  is *transversely stable* if for all  $c \in \mathcal{C}$ , all eigenvalues of each diagonal partial derivative  $D_c f_c|_{a_c(t)}$  have negative real part for all times  $t$ .

If the lift is constructed so that self-loops become feedforward, the diagonal block  $D_c f_c|_x$  refers only to the ‘internal dynamics’ of node  $c$ . See Remark 3.10. We can consider only nodes in  $\mathcal{C}$  because, on  $\Delta_\kappa$ , all other nodes are synchronous with nodes in  $\mathcal{C}$  via the balanced colouring  $\kappa$ . Therefore  $f_c$  is the same as  $f_{[c]}$  on  $\Delta_\kappa$ .

### 6.1 Counterexamples

Definition 6.1 is motivated by the form of (3.9). Historically, it was conjectured for some time that transverse stability for a stable periodic orbit implies stability in the usual Floquet sense; see [2, 5]. However, despite the terminology, this conjecture is false in general. The reason is that although a matrix whose eigenvalues all have negative real parts is a contraction in some norm [52, Section 9.1 Theorem (a)], the relevant norm can change along the periodic orbit. In some circumstances this can create a Floquet multiplier outside the unit circle. We now give two examples of this phenomenon.

**Example 6.2.** An explicit instance is the celebrated *Markus–Yamabe counterexample* [69, Example p.310]. Consider the ODE  $\dot{x} = A(t)x$  on  $\mathbb{R}^2$  where

$$A(t) = \begin{bmatrix} -1 + \frac{3}{2} \cos^2 t & 1 - \frac{3}{2} \sin t \cos t \\ -1 - \frac{3}{2} \sin t \cos t & -1 + \frac{3}{2} \sin^2 t \end{bmatrix}$$

For any  $t$ , the trace of  $A(t)$  is  $-\frac{1}{2}$  and the determinant is  $\frac{1}{2}$ , so the eigenvalues have negative real part. In fact, they are  $\frac{1}{4}(-1 \pm i\sqrt{7})$ , for any  $t$ . However, a solution is

$$x(t) = e^{t/2} \begin{bmatrix} -\cos t \\ \sin t \end{bmatrix}$$

so the zero solution (which is trivially periodic) is unstable.

**Example 6.3.** A simpler counterexample uses a discontinuous family of maps  $M(t)$ . This family can then be smoothed without changing the main conclusion. The literature on such ‘switching’ or ‘hybrid’ systems is extensive: see for example [68].

Let  $A, B$  be two constant matrices. Define

$$M(t) = \begin{cases} B & \text{if } 0 \leq t < 1 \\ A & \text{if } 1 \leq t < 2 \end{cases}$$

and extend periodically to a family of matrices with period  $T = 2$ .

The solution of (4.13) on  $[0, 2]$  is then

$$x(t) = \begin{cases} e^{Bt}x(0) & \text{if } 0 \leq t < 1 \\ e^{A(t-1)}e^{BT}x(0) & \text{if } 1 \leq t < 2 \end{cases}$$

Thus the Floquet operator is  $e^A e^B$ .

When the dimension is 1, this equals  $e^{A+B}$ , but when the dimension is 2 or more and  $A$  and  $B$  do not commute, this expression no longer holds. The Campbell-Hausdorff formula [54, V.5 Proposition 1] applies instead.

Let

$$A = \begin{bmatrix} -0.5 & 0 \\ 2 & -0.7 \end{bmatrix} \quad B = \begin{bmatrix} -0.5 & 2 \\ 0 & -0.7 \end{bmatrix} = A^T$$

Both  $A$  and  $B$  have eigenvalues  $-0.5, -0.7 < 0$ . Numerically,

$$e^A = \begin{bmatrix} 0.606 & 0 \\ 1.099 & 0.496 \end{bmatrix} \quad e^B = \begin{bmatrix} 0.606 & 1.099 \\ 0 & 0.496 \end{bmatrix}$$

Now

$$e^A e^B = \begin{bmatrix} 0.367 & 0.666 \\ 0.666 & 1.455 \end{bmatrix}$$

whose eigenvalues are 1.772, 0.051. The first of these lies outside the unit circle.

This example can be made smooth by decreasing the off-diagonal terms of  $A$  to zero and then increasing the off-diagonal term of  $B$ , over an arbitrarily short interval of time. the eigenvalues change by an arbitrarily small amount, so the periodic state remains unstable.

Heuristically, this phenomenon arises because the flow near  $A$  travels roughly parallel to  $A$ , as well as contracting towards  $A$  locally in *some* norm. However, the ‘parallel’ flow changes the local norm in which contraction occurs. The contraction slows down near  $A$ , while the flow parallel to  $A$  remains roughly constant, and this can prevent overall contraction.

The change in the norm required for the flow to be contracting is mainly caused by changes in the (generalised) eigenvectors of the transverse linearised flow. This is why it is not picked up by the eigenvalues.

## 6.2 Equilibria and 1-dimensional Nodes

This phenomenon does not occur for equilibria. It can also be avoided in the context of a feedforward lift if the node spaces are 1-dimensional. In the statement of this theorem, ‘stable’ refers to Floquet stability in the periodic case.

**Theorem 6.4.** *Let  $\tilde{\mathcal{G}}$  be a feedforward lift of a network  $\mathcal{G}$ . Let  $f$  be an admissible map for  $\mathcal{G}$ . Let  $A$  be either an equilibrium, for node spaces of any dimension, or a periodic orbit for node spaces of dimension 1. Assume that  $A$  is stable in  $P_{\mathcal{C}}$ . Let  $\tilde{f}$  be the admissible map for  $\tilde{\mathcal{G}}$  obtained as a lift of  $f$ , with lifted periodic orbit  $\tilde{A}$ . If  $A$  is transversely stable, then  $\tilde{A}$  is stable for  $\tilde{f}$  in  $P_{\tilde{\mathcal{C}}}$ .*

*Proof.* The equilibrium case is trivial because the transverse eigenvalues are eigenvalues of the Jacobian at the equilibrium point.

The periodic case follows directly from Theorem 5.4(b). It is well known that for a 1-dimensional space the Floquet equation can be solved analytically; indeed, the (unique) Floquet exponent is the time-average of the transverse exponent round the periodic orbit. The argument is so simple we give it here.

Consider a homogeneous linear equation  $\dot{y} = M(t)y$  where  $M : \mathbb{R} \rightarrow \mathbb{R}$  is  $T$ -periodic. The solution for given  $y(0)$  is found by separation of variables, and is

$$y(t) = \left( \exp \int_0^t M(t)dt \right) y(0)$$

Since  $M(t) < 0$  for all  $t$ , we have  $\int_0^T M(t)dt < 0$ . Thus the transverse Floquet exponent is negative.  $\square$

## 6.3 Higher-Dimensional Nodes

Example 6.3 can be realised in a feedforward lift without much difficulty. It shows that transverse stability need not imply Floquet stability (hence asymptotic stability) when node spaces have dimension greater than 1. Now the situation is more delicate. Because transverse stability can often be tackled analytically, we discuss these issues briefly.

Additional hypotheses can sometimes be used to establish stability. An extreme case is when all Jacobians  $Df|_{a(t)}$  have the same eigenspaces. Then we can decompose according to the eigenspaces and use a uniform estimate on each eigenspace to prove that the flow is uniformly exponentially contracting in a suitable norm. More generally, if the

Jacobians  $Df|_{a(t)}$  have approximately the same eigenspaces, in some reasonable sense, then provided the approximation is sufficiently close, transverse stability should imply that the lifted state is stable.

Transverse stability implies that the trace of the Floquet matrix is negative, by [49, Note 3, p.41]. Equivalently, the product of the Floquet multipliers (CPG and transverse) lies inside the unit circle. If the CPG is Floquet stable, this implies that the product of the transverse Floquet multipliers lies inside the unit circle.

## 6.4 Synchronisation of Chaotic Signals

We digress to discuss analogous issues when the equilibrium or periodic cycle  $A$  is replaced by a chaotic attractor, a setting widely used in studies of synchronisation of chaotic signals. There is a vast literature on this topic, in part because of applications to secure communication. General references include [14, 45, 82]. Theoretical results are presented in [18, 78, 79, 80]. Applications to communications include in [24, 77, 81].

For chaotic states, there are many notions of stability, and the mathematics is far more technical. A stable chaotic state is an *attractor*, but there are many distinct definitions of this notion [72]. Transverse stability for synchronous chaotic dynamics also relies on ideas that are to some extent conjectural, such as the existence of a Sinai-Bowen-Ruelle (SBR or SRB) measure [16, 56]. Some of the issues involved are discussed for discrete dynamics in [10, 11]. Here we resort to a heuristic description because the chaotic case is a side-issue for this paper — though an interesting one.

Suppose that  $S$  is an invariant submanifold,  $A \subseteq S$ , and  $A$  is an attractor for  $f|_S$  in  $S$ , for any reasonable definition of ‘attractor’. Let  $\mu$  be an invariant measure on  $A$ . Then we might expect  $A$  to be an attractor for  $f$  provided that

$$\int_{u \in A} D_c f_c|_u d\mu < 0$$

for all  $c \in \mathcal{C}$ . That is, the transverse flow is *attracting on average* near  $A$ . The hope is that any local expansion is quickly counteracted by a contraction, and on average the contractions win.

However, the same problem with invariant manifolds of codimension greater than 1 occurs. Moreover — and worse — there can be many distinct invariant measures, including Dirac measures supported on unstable periodic orbits inside  $A$ . Stability can also be defined in several ways. If  $\mu$  is an SBR measure, there is a set of points of positive Lebesgue measure whose averages are determined by the SBR measure. We then expect almost all (in the sense of Lebesgue measure) initial points near  $A$  to be attracted to  $A$ . Some nearby points may be repelled, but these form a set whose measure tends to zero near the attractor. Two such behaviours are on-off intermittency [84] and bubbling [10, 11]. Also associated with this set-up is the concept of a riddled basin [6]. These ideas are discussed rigorously in [10, 11], but only for discrete dynamics and an invariant submanifold of codimension 1. Even the existence of SBR measures is itself largely conjectural, proved mainly for Axiom A systems in the sense of Smale [92] and for more recent generalisations [100], although it is supported by much numerical evidence for other dynamical systems.

## 7 Propagation of Travelling Waves

We now generalise the setting of Figure 3 so that Theorems 5.4 and 6.4 apply to certain generic classes of discrete rotating wave in a CPG with cyclic group symmetry, which, as previously remarked, causes the lifted state to resemble a travelling wave. Moreover, the sufficient condition can be applied to just one set of orbit representatives in the CPG, simplifying the calculations involved.

### 7.1 Rigid Phase Patterns and Cyclic Group Symmetries

Patterns of phase relations in periodic states for network dynamics are intimately related to cyclic group symmetries, either of the network or of its quotient by a balanced colouring. This topic originated in equivariant dynamics [43]; more recent network analogues are discussed comprehensively in [40, Chapter 17]. In particular, there are good reasons to suppose that, subject to some technical conditions, the quotient network by synchrony must have cyclic group symmetry to support a discrete rotating wave [38, 94, 96] in a structurally stable manner.

We summarise some pertinent results.

Suppose that the CPG  $\mathcal{G}$  has a cyclic symmetry group  $\mathbb{Z}_n$ . Then the  $H/K$  Theorem [20, 39, 40] implies that there exist admissible ODEs  $\dot{x} = f(x)$  whose solutions include a *discrete rotating wave* with spatiotemporal symmetry induced from  $\mathbb{Z}_n$ . Such states have a ‘phase shift symmetry’ of the form

$$x_{\alpha(i)}(t) = x_i(t + kT/n)$$

where  $T$  is the period,  $\alpha$  is a generator of  $\mathbb{Z}_n$ , and  $0 \leq k < n$ .

When such a state is lifted to  $\mathcal{G}'$  the rotating wave structure more closely resembles a travelling wave, because the dynamics of successive nodes along the lifted chain are identical except for a fixed phase shift  $kT/n$ .

The stability results of Theorems 5.4 and 6.4 apply in particular to such travelling waves. Moreover, the nodes for which we must check the transverse Floquet exponents and transverse eigenvalues can be reduced to those in a single set of orbit representatives for the  $\mathbb{Z}_k$ -action.

### 7.2 Motivating Example

Consider the 7-node chain  $\tilde{\mathcal{G}}$  of Figure 3. All nodes have the same state-type: let all node spaces be  $P_c = \mathbb{R}$  so node variables  $x_c$  are 1-dimensional. The network is feedforward except for the backward arrow from node 3 to node 1. The subnetwork  $\mathcal{G}$  with nodes  $\{1, 2, 3\}$  and all arrows connecting those nodes can be considered as a CPG with  $\mathbb{Z}_3$  symmetry, which feeds forward into the chain  $\{4, 5, 6, 7\}$ .

Admissible ODEs take the form (2.1), and the Jacobian at any point  $u = (u_1, \dots, u_7) \in \mathbb{R}^7$  has the block form (3.11).

For suitable  $f$  the CPG  $\mathcal{G}$  supports a  $T$ -periodic  $\mathbb{Z}_3$  rotating wave of the form

$$U(t) = (u(t), u(t + T/3), u(t + 2T/3))$$



(or its reversal, which we obtain by replacing  $T$  with  $-T$ ). Lift this periodic state to  $\mathcal{G}'$ ; as remarked earlier this can be considered as a travelling wave of the form

$$(u(t), u(t + T/3), u(t + 2T/3), u(t), u(t + T/3), u(t + 2T/3), u(t))$$

The last four diagonal blocks are then

$$\begin{aligned} B_4(t) &= D_1 f|_{(u(t), u(t+2T/3))} \\ B_5(t) &= D_1 f|_{(u(t+T/3), u(t))} \\ B_6(t) &= D_1 f|_{(u(t+2T/3), u(t+T/3))} \\ B_7(t) &= D_1 f|_{(u(t), u(t+2T/3))} \end{aligned}$$

As  $t$  runs through  $[0, T]$ , these are all phase-shifted versions of  $B_4$ . Indeed,  $B_5(t) = B_4(t + T/3)$ ,  $B_6(t) = B_4(t + 2T/3)$ ,  $B_7(t) = B_4(t)$ .

In particular, if all eigenvalues of  $B_4(t)$  have negative real part on the periodic orbit  $\{u(t)\}$ , the same holds for  $B_5(t)$ ,  $B_6(t)$ , and  $B_7(t)$ . Theorem 6.4 now implies that the lifted periodic state is stable provided the rotating wave  $\{U(t)\}$  on  $\mathcal{G}$  is stable on  $P_1 \times P_2 \times P_3$ , and all eigenvalues of  $B_4(t) = D_1 f|_{(u(t), u(t+2T/3))}$  have negative real part. Thus the transverse eigenvalues (which here determine stability since nodes are 1-dimensional) depend only on the internal dynamic of one node.

This idea generalises to Theorem 7.1 below.

### 7.3 Schematic of Construction

Figure 5 is a schematic illustration of the four steps involved in constructing a feedforward lift from a rotating wave state to a travelling wave along a chain.

(a) Consider a CPG  $\mathcal{G}$  with  $\mathbb{Z}_k$  symmetry, generated by a bijection  $\alpha : \mathcal{C} \rightarrow \mathcal{C}$ . (Here  $k = 3$ .) For simplicity, assume that  $\alpha$  is a product of cycles with the same length  $k$  and every node occurs in one of these cycles. The set  $\mathcal{C}$  can then be partitioned into  $k$  disjoint subsets that are cycled by  $\mathbb{Z}_k$ . We refer to any such subset as a *module*, because the same ‘modular’ structure is repeated on each  $\mathbb{Z}_k$ -orbit, modelling the structures in Sections 1.1 and 1.2. Let  $f$  be an admissible map such that the ODE  $\dot{x} = f(x)$  has a discrete rotating wave state  $u(t)$  satisfying the phase relation

$$\alpha u(t) = u(t + T/k) \tag{7.31}$$

(Relative phases marked inside node symbols.)

(b) Consider a module  $\mathcal{M}$ ; that is, a set of nodes comprising one representative from each  $\mathbb{Z}_k$ -orbit.

Assign phase 0 to these nodes, so that the other  $\mathbb{Z}_k$ -orbits correspond to phase shifts  $T/k, 2T/k, \dots, (k-1)T/k$ . Copy the module (along with any arrows whose heads and tails lie in the module) to obtain  $\mathcal{M}_{k+1}, \mathcal{M}_{k+2}, \dots, \mathcal{M}_l$ . (Here  $l = 7$ .)

(c) Assign phases  $0, T/k, \dots, (l-k)T/k$  to nodes in  $\mathcal{M}_{k+1}, \mathcal{M}_{k+2}, \dots, \mathcal{M}_l$ . Assign input arrows to these nodes, preserving the arrow type and the phase relations in  $\mathcal{G}$ . Do so in a manner that makes all new arrows feedforward.

(d) Rewire internal arrows in  $\mathcal{M}_{k+1}, \mathcal{M}_{k+2}, \dots, \mathcal{M}_l$ , preserving the arrow type and the phase relations in  $\mathcal{G}$ . Do so in a manner that makes all rewired arrows feedforward. (This stage is optional: it simplifies the calculation of Jacobians but may be less realistic biologically. For example, if modules correspond to segments of an organism, neuronal connections within segments are likely to be the same in each segment.)

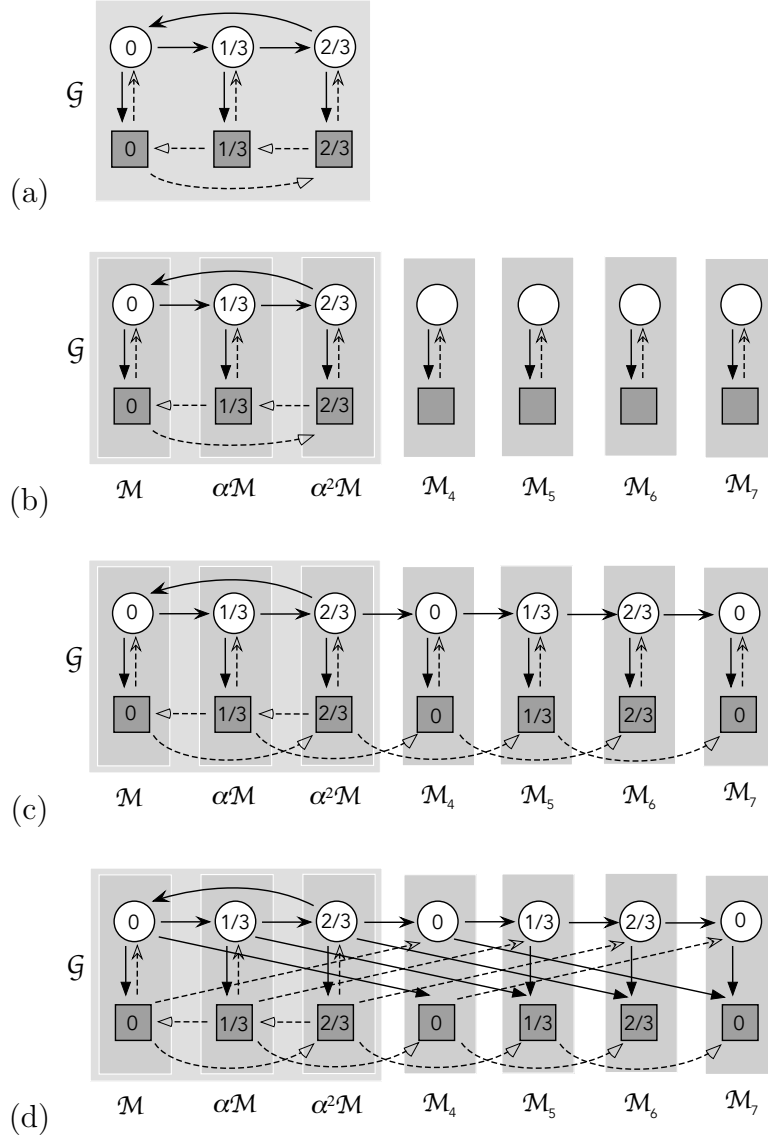


Figure 5: Four steps in the construction of a feedforward lift for a CPG with cyclic symmetry supporting a periodic orbit with a rotating wave phase pattern. (a) Initial CPG  $\mathcal{G}$  with  $\mathbb{Z}_k$  symmetry (here  $k = 3$ ). Fractions 0, 1/3, 2/3 indicate relative phases. (b) Module  $\mathcal{M}$ , its images under a generator  $\alpha$ , and copies  $\mathcal{M}_4 - \mathcal{M}_7$ . (c) Feedforward inputs to  $\mathcal{M}_4 - \mathcal{M}_7$ . (d) Rewiring  $\mathcal{M}_4 - \mathcal{M}_7$  to make all inputs feedforward.

## 7.4 General Theorem

We now state a general theorem for such constructions, and prove that the transverse eigenvalues depend only on the internal dynamic of one module.

**Theorem 7.1.** *Assume that  $\mathcal{G}$  has nodes  $\mathcal{C} = \{1, \dots, m\}$  with a cyclic automorphism group  $\mathbb{Z}_k = \langle \alpha \rangle$ , such that  $n = mk$  and  $\alpha$  acts like the cycle  $(1\ 2 \dots k)$  on all of its orbits on  $\mathcal{G}$ . Let  $u(t)$  be a  $T$ -periodic solution of an admissible ODE with discrete rotating wave phase pattern (7.31). Choose a module  $\mathcal{M}$  of orbit representatives. Let  $\tilde{\mathcal{G}}$  be obtained by lifting appropriate copies of translates of this module by  $\mathbb{Z}_k$ , as described in Section 7.3. Then*

- (a) *The periodic state  $u(t)$  on  $\mathcal{G}$  lifts to a  $T$ -periodic travelling wave state  $\tilde{u}(t)$  for  $\tilde{\mathcal{G}}$  with phases corresponding to the extra copies  $\mathcal{M}_{k+1}, \mathcal{M}_{k+2}, \dots, \mathcal{M}_l$  of  $\mathcal{M}$ .*
- (b) *The Floquet exponents (evaluated at any point) are those on the module  $\mathcal{M}$ , together with the transverse Floquet exponents for  $\mathcal{M}$ .*
- (c) *If the Floquet exponents and the transverse Floquet exponents on  $\mathcal{M}$  have negative real part, then  $\tilde{u}(t)$  is stable.*

*Proof.* (a) This follows because  $\mathcal{G}'$  is a lift of  $\mathcal{G}$ .

(b) Let  $\tilde{f}$  be the lift of  $f$ . The transverse Floquet exponents must have negative real part for Theorem 5.4 to apply. The Floquet matrix  $e^{BT}$  is independent of the initial time chosen for one period of the flow, hence its eigenvalues are the same after any phase shift. Therefore phase-synchronous nodes have the same transverse Floquet exponents.

(c) This follows from Theorem 5.4. □

By Theorem 6.4 and the above we immediately deduce:

**Corollary 7.2.** (a) *The transverse eigenvalues (evaluated at any point) are the same as the eigenvalues of the Jacobian  $J^{\mathcal{M}}$  on the module  $\mathcal{M}$ , including only the arrows whose heads and tails lie in  $\mathcal{M}$  (evaluated at the same point).*

(b) *If all eigenvalues of  $J^{\mathcal{M}}$  have negative real part when evaluated on  $\{u(t)\}$ , then  $\tilde{u}(t)$  is globally transversely stable.*

(c) *If  $u(t)$  is stable on  $P^{\mathcal{G}}$ , nodes are 1-dimensional, and all eigenvalues of  $J^{\mathcal{M}}$  have negative real part when evaluated on  $\{u(t)\}$ , then  $\tilde{u}(t)$  is stable on  $P^{\tilde{\mathcal{G}}}$ .* □

Again we emphasise that transverse stability in this sense applies to the synchrony subspace  $\Delta$ , and does not guarantee stability in the Floquet sense, except when nodes are 1-dimensional or the state is an equilibrium.

More general results of the same kind can be derived for other actions of  $\mathbb{Z}_k$  on  $\mathcal{G}$ , such as those leading to multirhythms [37, 40]. In each case the connections in the lift must be tailored to the phase relations of the periodic state concerned. We do not state such generalisations but in principle the same ideas apply.

Similar remarks to those in Section 6.3 apply to the phase-synchronous case.

There is a natural analogue of Theorem 7.1(c) for Liapunov stability, proved in the same manner. We do not state it here. The remark in Section 5.7 applies to transverse Liapunov stability of phase-shifted periodic states.

## 8 Conclusions

Propagation of synchronous or phase-synchronous states along linear chains is important in biology, medicine, and robotics, among other areas of application.

In this paper we establish a theory of feedforward lifts, which provide a simple, effective, and robust way to propagate signals with specific synchrony and phase patterns in a stable manner is to use a CPG to generate the underlying patterns and propagate them along a feedforward chain. Suitably constructed, such a feedforward lift preserves the waveform of the signal as it propagates.

Applications of the theory are not included in this paper, for reasons of space. We plan to discuss them in two follow-up papers: one on chains of standard model neurons and another on quadruped locomotion.

An important issue is the stability of the propagating signals. Specifically, maintaining the synchrony or phase pattern requires stability to synchrony-breaking perturbations — transverse stability. We give a necessary and sufficient condition for stability (in the Floquet sense) that depends only on the internal dynamics of the CPG nodes. This implies that if adding a single copy of the CPG leads to a stable periodic orbit, the chain can be extended arbitrarily far, and even branch into a tree, with the lifted orbit remaining stable. Transverse Floquet multipliers for a lifted periodic orbit are generically multiple whenever nodes in the lift, but not in the CPG, are synchronous. Analogous results hold for Liapunov stability.

A simpler condition ‘transverse stability of the synchrony subspace’ implies linear stability of equilibria, and Floquet stability of periodic orbits when nodes are 1-dimensional. The latter implication can fail for higher-dimensional nodes, but has some heuristic value.

There is a straightforward generalisation of these results to propagating phase patterns, where the CPG is a symmetric ring of identical modules, and generates a rotating wave with regularly spaced phase shifts. The lifted periodic orbit can be viewed as a travelling wave along the chain. Again transverse stability need be verified only for a single module in the chain.

As a final, more speculative remark: Feedforward lifts have a simple modular structure, capable of generating stable propagating signals with specific phase patterns. This combination of repetitive modules and potentially useful dynamical patterns can evolve naturally from simpler structures, especially in the context of muscle groups driven by a network of neurons. This could be one reason why such architectures are common in living organisms.

## Acknowledgments

We thank Peter Ashwin, Marty Golubitsky, and John Guckenheimer for helpful discussions; two anonymous reviewers for comments that greatly improved the paper; and Eddie Nijholt for correcting several typographical errors and noticing that the proof of Theorem 5.10 requires a slightly stronger definition of transverse Liapunov stability than the one we originally used.

## References

- [1] R. Abraham and J.E. Marsden. *Foundations of Mechanics*, Benjamin/Cummings, New York 1978.
- [2] S. Addas-Zanata and B. Gomes. Horseshoes for a generalized Markus-Yamabe example, *Qualitative Theory Dyn. Sys.* **10** (2011) 327–332.
- [3] N. Agarwal and M.J. Field. Dynamical equivalence of network architecture for coupled dynamical systems I: asymmetric inputs, *Nonlinearity* **23** (2010) 1245–1268.
- [4] N. Agarwal and M.J. Field. Dynamical equivalence of network architecture for coupled dynamical systems II: general case, *Nonlinearity* **23** (2010) 1269–1289.
- [5] M. Aizerman. On a problem concerning the stability in the large of a dynamical system, *Uspekhi Mat. Nauk* **4** (1949) 187–188.
- [6] J.C. Alexander, J.A. Yorke, Z. You, and I. Kan. Riddled basins, *Internat. J. Bif. Chaos* **2** (1992) 795–813.
- [7] T.M. Apostol. *Mathematical Analysis*, Addison-Wesley, Reading MA 1957.
- [8] V.I. Arnold. *Mathematical Methods of Classical Mechanics*, Springer, Berlin 1989.
- [9] D.K. Arrowsmith and C.M. Place. *An Introduction to Dynamical Systems*, Cambridge University Press, Cambridge 1990.
- [10] P. Ashwin, J. Buescu, and I. Stewart. Bubbling of attractors and synchronization of chaotic oscillators, *Phys. Lett. A* **193** (1994) 126–139.
- [11] P. Ashwin, J. Buescu, and I. Stewart. From attractor to chaotic saddle: a tale of transverse instability, *Nonlinearity* **9** (1996) 703–737.
- [12] A. Berkowitz. Expanding our horizons: central pattern generation in the context of complex activity sequences, *J. Exp. Biol.* **222** (2019) 192054; doi: 10.1242/jeb.192054.
- [13] N.P. Bhati and G.P. Szegö. *Stability Theory of Dynamical Systems*, Grundlehren **161**, Springer, Berlin 1970.
- [14] S. Boccaletti, L.M. Pecora, and A. Pelaez. A unifying framework for synchronization of coupled dynamical systems, *Phys. Rev E* **63** (2001) 066219.
- [15] P. Boldi and S. Vigna. Fibrations of graphs, *Discrete Math.* **243** (2002) 21–66.
- [16] R. Bowen. Periodic points for Axiom A diffeomorphisms, *Trans. Amer. Math. Soc.* **154** (1971) 377–397.
- [17] J.H. Boyle, S. Berri, and N. Cohen. Gait modulation in *C. elegans*: an integrated neuromechanical model, *Front. Comput. Neurosci.* **6** (2012); doi: 10.3389/fncom.2012.00010.

- [18] R. Brown and N.F. Rulkov. Synchronization of chaotic systems: Transverse stability of trajectories in invariant manifolds, *Chaos* **7** (1997) 395–413; doi: 10.1063/1.166213.
- [19] P.-L. Buono. Models of central pattern generators for quadruped locomotion: II. Secondary gaits, *J. Math. Biol.* **42** (2001) 327–346.
- [20] P.-L. Buono and M. Golubitsky. Models of central pattern generators for quadruped locomotion: I. Primary gaits, *J. Math. Biol.* **42** (2001) 291–326.
- [21] P.-L. Buono and A. Palacios. A mathematical model of motorneuron dynamics in the heartbeat of the leech, *Physica D* **188** (2004) 292–313.
- [22] R.L. Calabrese and E. Peterson. Neural control of heartbeat in the leech *Hirudo medicinalis*, in: *Neural Origin of Rhythmic Movements* (eds. A. Roberts and B. Roberts), *Symp. Soc. Exp. Biol.* **37** (1983) 195–221.
- [23] R.L. Calabrese, F. Nadim and Ø.H. Olsen. Heartbeat control in the medicinal leech: A model system for understanding the origin, coordination, and modulation of rhythmic motor patterns, *J. Neurobiol.* **27** (1995) 390–402.
- [24] T.L. Carroll. Communicating with use of filtered, synchronized chaotic signals, *IEEE Trans. Circuits Syst.* **42** (1995) 105–.
- [25] J.D. Chambers, J.C. Bornstein, and E.A. Thomas. Insights into mechanisms of intestinal segmentation in guinea pigs: a combined computational modeling and in vitro study, *Am. J. Physiol. Gastrointest: Liver Physiol.* **295** (2008) G534–541.
- [26] J.D. Chambers, E.A. Thomas, and C. Bornstein. Mathematical modelling of enteric neural motor patterns, *Proc. Austral. Physiol. Soc.* (2013) **44** 75–84 .
- [27] J.J. Collins and I. Stewart. Hexapodal gaits and coupled nonlinear oscillator models, *Biol. Cybern.* **68** (1993) 287–298.
- [28] J.J. Collins and I. Stewart. Coupled nonlinear oscillators and the symmetries of animal gaits, *J. Nonlin. Sci.* **3** (1993) 349–392.
- [29] S.M. Cox and A.J. Roberts. Initial conditions for models of dynamical systems, *Physica D* **85** (1995) 126–141.
- [30] L. DeVille and E. Lerman. Modular dynamical systems on networks, *J. Eur. Math. Soc.* **17** (2013); doi: 10.4171/JEMS/577.
- [31] D. Eppstein. *Design and Analysis of Algorithms*, CS/CSE 161, U. California, Irvine 2016.
- [32] B. Ermentrout and D. Terman. *The Mathematical Foundations of Neuroscience*, Springer, New York 2010.

- [33] G. Floquet. Sur les équations différentielles linéaires à coefficients périodiques, *Ann. École Norm. Sup. Paris* **12** (1883) 47–89.
- [34] J.B. Furness. *The Enteric Nervous System*, Blackwell, Oxford 2008.
- [35] J.-M. Ginoux. Slow invariant manifolds of slow-fast dynamical systems, *Internat. J. Bif. Chaos* **31** (2021) 2150112; arXiv:2012.06770.
- [36] J. Gjorgjieva, J. Berni, J.F. Evers, and S.J. Egle. Neural circuits for peristaltic wave propagation in crawling *Drosophila* larvae: analysis and modeling, *Front. Comput. Neurosci.* **7** (2013); doi: 10.3389/fncom.2013.00024.
- [37] M. Golubitsky, M. Nicol, and I. Stewart. Some curious phenomena in coupled cell networks, *J. Nonlinear Sci.* **14** (2004) 207–236.
- [38] M. Golubitsky, D. Romano, and Y. Wang. Network periodic solutions: patterns of phase-shift synchrony, *Nonlinearity* **25** (2012) 1045–1074.
- [39] M. Golubitsky and I. Stewart. *The Symmetry Perspective, Progress in Mathematics* **200**, Birkhäuser, Basel 2002.
- [40] M. Golubitsky and I. Stewart. *Dynamics and Bifurcation in Networks*, SIAM, Philadelphia, to appear 2023.
- [41] M. Golubitsky, I. Stewart, P.-L. Buono, and J.J. Collins. A modular network for legged locomotion, *Physica D* **115** (1998) 56–72.
- [42] M. Golubitsky, I. Stewart, J.J. Collins, and P.-L. Buono. Symmetry in locomotor central pattern generators and animal gaits, *Nature* **401** (1999) 693–695.
- [43] M. Golubitsky, I. Stewart, and D.G. Schaeffer. *Singularities and Groups in Bifurcation Theory II*, Applied Mathematics Series, **69**, Springer, New York 1988.
- [44] M. Golubitsky, I. Stewart, and A. Török. Patterns of synchrony in coupled cell networks with multiple arrows, *SIAM J. Appl. Dynam. Sys.* **4** (2005) 78–100.
- [45] J.M. González-Miranda. *Synchronization and Control of Chaos. An introduction for scientists and engineers*, Imperial College Press, London 2004.
- [46] H. Gregersen. *Biomechanics of the Gastrointestinal Tract*, Springer, London 2003.
- [47] J. Guckenheimer. Isochrons and phaseless sets, *J. Math. Biol.* **1** (1975) 259–273.
- [48] J. Guckenheimer and P. Holmes. *Nonlinear Oscillations, Dynamical Systems, and Bifurcations of Vector Fields*, Springer, New York 1983.
- [49] B.D. Hassard, N.D. Kazarinoff, and Y.-H. Wan. *Theory and Applications of Hopf Bifurcation*, London Math. Soc. Lecture Notes **41**, Cambridge University Press, Cambridge 1981.

- [50] X. He, W. Lu, and T. Chen. On transverse stability of random dynamical system, *Discrete and Continuous Dyn. Sys.* **33** (2013) 701-721.
- [51] M.W. Hirsch, C.C. Pugh, and M. Shub. *Invariant Manifolds*, Lect. Notes in Math. **583**, Springer, New York 1977.
- [52] M.W. Hirsch and S. Smale. *Differential Equations, Dynamical Systems, and Linear Algebra*, Academic Press, New York 1974.
- [53] E.J. Izquierdo and R.D. Beer. From head to tail: a neuromechanical model of forward locomotion in *Caenorhabditis elegans*, *Phil. Trans. R. Soc. Lond. B* **373** (2018); doi: 10.1098/rstb.2017.0374.
- [54] N. Jacobson. *Lie Algebras*, Wiley, New York 1962.
- [55] M. Jha and N.R. Chauhan. A review on snake-like continuum robots for medical surgeries, *IOP Conf. Ser.: Mater. Sci. Eng.* **691** (2019) 012093.
- [56] A. Katok and B. Hasselblatt. *Introduction to the Modern Theory of Dynamical Systems*, Cambridge University Press, Cambridge 1995.
- [57] A. Kelley. The stable, center-stable, center, center-unstable, unstable manifolds, *J. Diff. Eq.* **3** (1967) 546–570.
- [58] N. Kopell. Towards a theory of modelling central pattern generators, in: *Neural Control of Rhythmic Movements in Vertebrates* (eds. A.H. Cohen, S. Rossignol, and S. Grillner), Wiley, New York 1988.
- [59] N. Kopell and G.B. Ermentrout. Coupled oscillators and the design of central pattern generators, *Math. Biosci.* **89** (1988) 14–23.
- [60] N. Kopell and G.B. Ermentrout. Phase transitions and other phenomena in chains of oscillators, *SIAM J. Appl. Math.* **50** (1990) 1014–1052.
- [61] W.A. Kunze and J.B. Furness. The enteric nervous system and regulation of intestinal motility, *Ann. Rev. Physiol.* **61** (1999) 117–42.
- [62] I. Kupka. Contribution à la théorie des champs génériques, *Contrib. Diff. Eqs.* **2** (1963) 457–484; **3** (1964) 411–420.
- [63] Y. Kuramoto. *Chemical Oscillations, Waves, and Turbulence*, Springer, Berlin 1984.
- [64] C.R. Laing and C.C. Chow. A spiking neuron model for binocular rivalry, *J. Comput. Neurosci.* **12** (2002) 39–53.
- [65] J.P. LaSalle. Recent advances in Liapunov stability theory, *SIAM Review* **6** (1964) 1–11.
- [66] J.P. LaSalle and S. Lefschetz. *Stability by Lyapunov's Second Method with Applications*, Academic Press, New York 1961.



- [67] A.M. Liapunov. *Obshchaya Zadacha Ustoichivosti Drizheniya*, Kharkov 1892, and *Comm. Soc. Math. Kharkov* **3** (1893) 265–272; French translation: Problème générale de la stabilité du mouvement, *Ann. Fac. Sci. Toulouse* **9** (1907) 203–474; reproduced as *Annals of Mathematics Studies* **17**, Princeton University Press, Princeton 1947; English translation: *Stability of Motion*, Academic Press, New York 1966.
- [68] D. Liberzon. *Switching in Systems and Control*, Springer, New York 2003.
- [69] L. Markus and H. Yamabe. Global stability criteria for differential systems, *Osaka J. Math.* **12** (1960) 305–317.
- [70] C. Mehring, U. Hehl, M. Kubo, M. Diesmann, and A. Aertsen. Activity dynamics and propagation of synchronous spiking in locally connected random networks, *Biol. Cybern.* **88** (2003) 395–408 .
- [71] T. Menara, G. Baggio, D.S. Bassett, and F. Pasqualetti. Stability conditions for cluster synchronization in networks of heterogeneous Kuramoto oscillators, arXiv:1806.06083v2 (2019).
- [72] J. Milnor. On the concept of attractor, *Commun. Math. Phys.* **99** (1985) 177–195.
- [73] F. Morone, I. Leifer, and H.A. Makse. Fibration symmetries uncover the building blocks of biological networks, *Proc. Nat. Acad. Sci.* **117** (2020) 8306– 8314.
- [74] Z. Mu, H. Wang, W. Xu, T. Liu, and H. Wang. Two types of snake-like robots for complex environment exploration: Design, development, and experiment, *Adv. Mech. Eng.* **9** (2017); doi: 10.1177/1687814017721.
- [75] R.M. Murray, Z. Li, and S.S. Sastry. *A Mathematical Introduction to Robotic Manipulation*, CRC Press, Boca Raton 1993.
- [76] E. Olivares, E.J. Izquierdo, and R.D. Beer. A neuromechanical model of multiple network rhythmic pattern generators for forward locomotion in *C. elegans*, *Front. Comput. Neurosci.* **18** (2021); doi: 10.3380/fncom.2021.572339.
- [77] U. Parlitz, L.O. Chua, L. Kocarev, K.S. Halle, and A. Shang. Transmission of digital signals by chaotic synchronization, *Int. J. Bif. Chaos* **2** (1992) 973–977.
- [78] L.M. Pecora and T.L. Carroll. Synchronization in chaotic systems, *Phys. rev.Lett.* **64** (1990) 821–825.
- [79] L.M. Pecora and T.L. Carroll. Master stability functions for synchronized coupled systems, *Phys. Rev. Lett.* **80** (1998) 2109–2112.
- [80] L.M. Pecora, T.L. Carroll, G.A. Johnson, and D.J. Mar. Fundamentals of synchronization in chaotic systems, concepts, and applications, *Chaos* **7** (1997) 520; doi: 10.1063/1.166278.
- [81] G. Pérez and H. A. Cerderia. Extracting messages masked by chaos, *Phys. Rev. Lett.* **74** (1995) 1970–.

- [82] A. Pikovsky, M. Rosenblum, and J. Kurths. *Synchronization: A Universal Concept in Nonlinear Sciences*, Cambridge University Press, Cambridge 2001.
- [83] C.A. Pinto and M. Golubitsky. Central pattern generators for bipedal locomotion, *J. Math. Biol.* **53** (2006) 474–489.
- [84] N. Platt, E. A. Spiegel, and C. Tresser. On-off intermittency: A mechanism for bursting, *Phys. Rev. Lett.* **70** (1993) 279–282.
- [85] B.T. Polyak and Ya.I. Kvinto. Stability and synchronization of oscillators: new Lyapunov functions, *Automation and Remote Control* **78** (2017) 1234–1242; original Russian text *Avtomatika i Telemekhanika* **7** (2017) 76–85.
- [86] K. Sakamoto, Z. Soh, M. Suzuki, Y. Iino, and T. Tsuji. Forward and backward locomotion patterns in *C. elegans* generated by a connectome-based model simulation, *Nature Scientific Reports* **11** (2021) 13737; doi: 10.1038/s41598-021-92690-2.
- [87] B.S.W. Schröder. *Ordered Sets: An Introduction*, Birkhäuser, Boston 2002.
- [88] S. Seok, C. D. Onal, R. Wood, D. Rus, and S. Kim. Peristaltic locomotion with antagonistic actuators in soft robotics. *2010 IEEE International Conference on Robotics and Automation* (2010) 1228–1233; doi: 10.1109/ROBOT.2010.5509542.
- [89] H. Setareh, M. Deger, and W. Gerstner. Excitable neuronal assemblies with adaptation as a building block of brain circuits for velocity-controlled signal propagation, *PLOS Comput. Biol.* **14** (2018) e1006216; doi: 0.1371/journal.pcbi.1006216.
- [90] A. Shpiro, R. Curtu, J. Rinzel and N. Rubin. Dynamical characteristics common to neuronal competition models, *J Neurophysiol* **97** (2007) 462–473.
- [91] S. Smale. Stable manifolds for differential equations and diffeomorphisms, *Ann. Scuola Normale Superiore Pisa* **17** (1963) 97–116.
- [92] S. Smale. Differentiable dynamical systems, *Bull. Amer. Math. Soc.* **73** (1967) 747–817.
- [93] I. Stewart. Symmetry-breaking in a rate model for a biped locomotion central pattern generator, *Symmetry* **6** (2014) 23–66.
- [94] I. Stewart. Overdetermined ODEs and rigid periodic states in network dynamics, *Portugaliae Mathematica*, to appear; arxiv.org/abs/2112.15415 (2022).
- [95] I. Stewart, M. Golubitsky, and M. Pivato. Symmetry groupoids and patterns of synchrony in coupled cell networks, *SIAM J. Appl. Dynam. Sys.* **2** (2003) 609–646.
- [96] I. Stewart and M. Parker. Periodic dynamics of coupled cell networks II: cyclic symmetry, *Dynamical Systems* **23** (2008) 17–41.
- [97] I. Stewart and D. Wood. Stable synchronous propagation of signals by feedforward networks: Examples and Applications, in preparation 2023.

- [98] E.A. Thomas, P.P. Bertrand, and J.C. Bornstein. A computer simulation of recurrent, excitatory networks of sensory neurons of the gut in guinea-pig. *Neurosci. Lett.* **287** (2000) 137–140.
- [99] H.R. Wilson and J.D. Cowan. Excitatory and inhibitory interactions in localized populations of model neurons, *Biophys. J.* **12** (1972) 1–24.
- [100] L.-S. Young. What are SRB measures, and which dynamical systems have them?, *J. Stat. Phys.* **108** (2002) 733–754.
- [101] Y. Zhong, L. Hu, and Y. Xu. Recent advances in design and actuation of continuum robots for medical applications, *Actuators* **9** (2020) 142; doi: 10.3390/act9040142.