

CRC-Aided Learned Ensembles of Belief-Propagation Polar Decoders

Tomer Raviv, Alon Goldman, Ofek Vayner, Yair Be'ery, and Nir Shlezinger

Abstract—Polar codes have promising error-correction capabilities. Yet, decoding polar codes is often challenging, particularly with large blocks, with recently proposed decoders based on list-decoding or neural-decoding. The former applies multiple decoders or the same decoder multiple times with some redundancy, while the latter family utilizes emerging deep learning schemes to learn to decode from data. In this work we introduce a novel polar decoder that combines the list-decoding with neural-decoding, by forming an ensemble of multiple weighted belief-propagation (WBP) decoders, each trained to decode different data. We employ the cyclic-redundancy check (CRC) code as a proxy for combining the ensemble decoders and selecting the most-likely decoded word after inference, while facilitating real-time decoding. We evaluate our scheme over a wide range of polar codes lengths, empirically showing that gains of around 0.25dB in frame-error rate could be achieved. Moreover, we provide complexity and latency analysis, showing that the number of operations required approaches that of a single BP decoder at high signal-to-noise ratios.

I. INTRODUCTION

Wireless data traffic have grown exponentially over recent years with no foreseen saturation. To keep pace with connectivity requirements, one must carefully attend available resources with respect to three essential measures: reliability, latency and complexity. As error-correction codes (ECCs) are well renowned as means to boost reliability, the research of practical schemes is crucial to meet demands.

Polar codes [1] are novel ECCs incorporated in 5G frameworks. Their polarization principle dictates that splitting and combining the different channels allows one to form a set of "good" and "bad" channels, where the polar encoder transmits the information part only in the set of "good" channels. While such encoding can be theoretically guaranteed to approach the symmetric capacity for any given binary-input memoryless channel when using maximum likelihood (ML) decoding, such decoders are associated with increased complexity; practical polar decoders are typically associated with a tradeoff between performance and complexity. A common polar decoding scheme uses successive cancellation (SC) [2]. SC decoders recursively reduce the problem size by decoding a single bit in each iteration. While SC is of a relatively low complexity, its sequential operation induces notable latency, and its performance is typically within a significant performance gap from that of ML decoding. To close this gap, the successive cancellation list (SCL) algorithm [3] was proposed. SCL decodes a number of different paths concurrently, using a cyclic redundancy check (CRC) precoding as a measure to eliminate non-likely paths and select the most likely one. Though the

performance of the above SCL is close to ML, it incurs high latency and complex hardware which is unfit for low latency applications. An alternative polar decoding approach utilizes belief propagation (BP), which is parallelizable and computing-efficient, bridging the latency and complexity gap. Yet, BP is often outperformed by SCL.

To exploit the full potential of the BP, different improvements were suggested in the decoding literature. The first set of works includes BP-list decoder, which is composed of multiple parallel independent BP decoders that output a list of candidate decoded words. All candidates in the list are ranked by some metric, and the single most suitable one is output. One important principle that encourages different candidates is the principle of diversity: how diverse is every decoder to the combination. To achieve diversity among the different decoders, one can employ different measures, such as adding synthetic noise realizations [4] or applying random permutations [5]. However, if the noise does not represent the channel well, or the number of permutations is large, one has to resort to heuristics [6], typically with suboptimal performance.

A second set of works focused on integrating deep learning into the basic decoder design, as a form of model-based deep learning [7]. In particular, the deep unfolding methodology was utilized in [8] to leverage data to improve BP decoding with a fixed number of iterations, and was adapted to BP-based polar decoding in [9]. Soon after, more improvements to the basic deep neural network (DNN)-aided BP decoder followed: These include highly-parameterized hypernetworks that were proposed in [10] to decode polar codes by employing a new formalization of BP decoding, and [11] which introduced a specialized transformer architecture. Finally, to select permutations that mitigate the detrimental effects of cycles to improve performance, [12] presented a data-driven framework for permutation selection. Though these solutions improve performance, they lose the complexity merits of BP, particularly for large blocks, limiting their suitability for low-complexity applications.

In this work we propose a polar decoding scheme that combines list decoding concepts, exploiting redundancy to boost performance, with low-complexity deep-learning-aided BP decoding. To that end, we adapt the data-driven ensembles scheme presented in [13] to the case of polar codes, while basing the decoders and the selection rule on 5G compliant CRC codes. The ensemble is composed of learnable decoders, each exploiting the polar code factor graph for decoding, while harnessing the CRC code for gating and aggregation. The main intuition behind this divide-and-conquer approach is that combination of multiple *diverse* trainable decoders is expected to perform better than each individual decoder.

Our main contributions are summarized as follows:

This project has received funding from the Israeli 5G-WIN consortium. A. Goldman, O. Vayner, T. Raviv and N. Shlezinger are with the School of ECE, Ben-Gurion University of the Negev, Beer-Sheva, Israel (e-mail: alon.goldmann@gmail.com, ofekvay@post.bgu.ac.il, tomerraviv95@gmail.com, nirshl@bgu.ac.il). Y. Be'ery is with the School of Electrical Engineering, Tel-Aviv University, Israel (e-mail: ybeery@eng.tau.ac.il).

- **Polar BP ensemble:** We formulate a dedicated ensemble framework for concatenated polar and CRC codes. The ensemble results in low latency and compute, and is easily applicable to medium-to-high lengths codes, where other DNN-aided decoders [10], [11] struggle.
- **Extensive experimentation:** We extensively evaluate our decoder for various code lengths, validating that our gains are consistent in all regimes. The latency of the scheme is analyzed and is shown to only induce minor increase compared with standard BP.

The rest of this paper is organized as follows: Section II details the system model, while Section III formulates the framework. The experimental results and concluding remarks are detailed in Section IV and Section V, respectively.

Throughout the paper, we use calligraphic letters for sets, e.g., \mathcal{X} , and boldface letters for vectors, e.g., \mathbf{x} ; $(\mathbf{x})_i$ denotes the i th element of \mathbf{x} ; for bit vectors, $i = 0$ is the most significant bit (MSB). We denote by $\mathbf{0}$ and $\mathbf{1}$ the all-zeros and all-ones vector, respectively, and by $(\cdot)^T$ the transpose.

II. SYSTEM MODEL

In this section we formulate the problem and review some preliminaries. We first describe encoding procedure in Subsection II-A. Following is the BP polar decoder, recalled in Subsection II-B, and the problem formulation in Subsection II-C.

A. Encoding Scheme

We consider a point-to-point communication scenario where the transmitter encodes via CRC and polar coding.

CRC Codes: The first steps encodes the message using linear binary cyclic error detection codes based on CRC. CRC encoding maps a sequence of N_m information bits $\mathbf{m} = [m_0, \dots, m_{N_m-1}]$ into an N_u bits codeword \mathbf{u} by adding $N_u - N_m$ parity bits $\mathbf{r} = [r_0, \dots, r_{N_u-N_m-1}]$. To calculate these parity bits, one has to calculate division of the information polynomial by the CRC generator polynomial. The polynomial representation of the information word is $\mathbf{m}(x) = m_0 + m_1x + \dots + m_{N_m-1}x^{N_m-1}$, while $\mathbf{g}_{CRC}(x)$ is the generator polynomial. For example, for the length 11 CRC code used in our numerical study and specified for control in 5G [14], the generator is $\mathbf{g}_{CRC}(x) = x^{11} + x^{10} + x^9 + x^5 + 1$.

The polynomial representation of the codeword, denoted $\mathbf{u}(x)$, is given by the multiplication of $\mathbf{g}_{CRC}(x)$ and $\mathbf{m}(x)$. Thus, every candidate word $\hat{\mathbf{u}} \in \{0, 1\}^{N_u}$ is valid if and only if its polynomial $\hat{\mathbf{u}}(x)$ is divisible by $\mathbf{g}(x)$, meaning that the polynomial division results in the zeros vector. Denoting the generator matrix of the CRC code by \mathbf{G}_{CRC} and its parity-check matrix by \mathbf{H}_{CRC} , this yields the encoding equation:

$$\mathbf{u} = \mathbf{G}_{CRC}^T \mathbf{m} \quad (1)$$

and the parity-check validation rule:

$$\mathbf{r} = \mathbf{H}_{CRC} \hat{\mathbf{u}} \quad (2)$$

where $\mathbf{r} = \mathbf{0}$ for a valid CRC codeword.

Polar Codes: The polar transformation of size (N_c, N_u) polar code is defined by two main steps. First, a CRC encoded codeword $\mathbf{u} \in \{0, 1\}^{N_u}$ is mapped to the zeros-padded

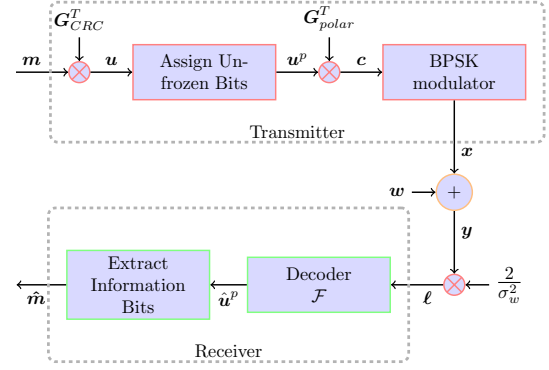


Fig. 1: System diagram

$\mathbf{u}^p \in \{0, 1\}^{N_c}$ by placing the N_u bits of \mathbf{u} in the reliable positions of \mathbf{u}^p , while zeros are placed in the unreliable frozen positions. The reliable positions are set, e.g., by Bhattacharyya parameter's construction. Then, the polar encoder applies the polarization matrix $\mathbf{G}_{polar} = \mathbf{F}^{\otimes n_c}$, where $\mathbf{F} = \begin{bmatrix} 1 & 0 \\ 1 & 1 \end{bmatrix}$ is the basic polarization kernel, N_c is the code length, $n_c = \log_2 N_c$ and $\mathbf{F}^{\otimes n}$ is the n th Kronecker power of the kernel. The desired codeword is given by $\mathbf{c} = \mathbf{G}_{polar}^T \mathbf{u}^p$.

Transmission Model: After encoding, the codeword \mathbf{c} is BPSK-modulated into $\mathbf{x} \in \{-1, 1\}^{N_c}$ ($0 \mapsto 1, 1 \mapsto -1$), and \mathbf{x} is transmitted through a channel with additive white Gaussian noise (AWGN) $\mathbf{w} \sim \mathcal{N}(\mathbf{0}, \sigma_w^2 \mathbf{I})$. The received word denoted \mathbf{y} , is used to compute the log-likelihood ratio (LLR) word $\ell = \frac{2\mathbf{y}}{\sigma_w^2}$. The LLR values are approximated based on the bits i.i.d. assumption and the Gaussian prior. The decoder is represented by a function $\mathcal{F} : \mathbb{R}^{N_c} \rightarrow \{0, 1\}^{N_c}$ that outputs the estimated zeros-padded detection codeword $\hat{\mathbf{u}}^p$, from which the codeword $\hat{\mathbf{u}}$ is extracted and the message $\hat{\mathbf{m}}$ is recovered. The considered system model is depicted in Fig. 1.

B. Weighted Belief Propagation

BP efficiently calculates the marginal probabilities of nodes in a graph. A graphical representation used in channel coding is the Tanner graph of linear error-correcting codes. A Tanner graph is a bipartite graph with two types of nodes: variable nodes and check nodes. The variable nodes represent the bits of the encoded message, and the check nodes represent the constraints that the encoded message must satisfy.

In the presence of loops in the graph, the BP decoder \mathcal{F}_{BP} is generally suboptimal. Its performance can be improved by weighting the messages via a learnable variant of the standard BP, called weighted belief propagation (WBP) [8]. In WBP, the messages passed between nodes in the graphical model are weighted based on the relative reliability of the information they represent. This was empirically shown to facilitate convergence more quickly and accurately. The WBP procedure can be specialized to the polar factor graph formulation [9] as is detailed in Algorithm 1. There, $f(x, y) = \ln \frac{1+xy}{xy}$ while node (i, j) denotes the j th input at the i th stage.

The weights γ of WBP can be tuned from data. Here, one has access to a dataset \mathcal{D} composed of K tuples of the form (ℓ, \mathbf{u}^p) . The WBP decoder \mathcal{F}_{WBP} is applied to ℓ in each

Algorithm 1: WBP Inference

Input : LLR word ℓ
Number of iterations T
Neural weights γ
Output: Decoded zeros-padded word $\hat{\mathbf{u}}^p$

- 1 **WBP Inference** (ℓ, T, γ)
- 2 Initialize the right messages:

$$R_{1,j}^{(1)} = \begin{cases} 0, & \text{if } j \text{ is a reliable position} \\ \infty, & \text{otherwise} \end{cases}$$
- 3 Initialize the left ones: $L_{n_c+1,j}^{(1)} = \ell_j$
- 4 **for** $t \in \{1, \dots, T\}$ **do**
- 5 Calculate left updates:

$$L_{i,j}^{(t)} = \gamma_{i,j}^L f(L_{i+1,2j-1}^{(t)}, L_{i+1,2j}^{(t)} + R_{i,j+N_c/2}^{(t)})$$
- 6
$$L_{i,j+N_c/2}^{(t)} = \gamma_{i,j+N_c/2}^L f(R_{i,j}^{(t)}, L_{i+1,2j-1}^{(t)} + L_{i+1,2j}^{(t)})$$
- 7 Calculate right updates:

$$R_{i+1,2j-1}^{(t)} = \gamma_{i+1,2j-1}^R f(R_{i,j}^{(t)}, L_{i+1,2j}^{(t-1)} + R_{i,j+N_c/2}^{(t)})$$
- 8
$$R_{i+1,2j}^{(t)} = \gamma_{i+1,2j}^R f(R_{i,j}^{(t)}, L_{i+1,2j-1}^{(t-1)} + R_{i,j+N_c/2}^{(t)})$$
- 9 **end**
- 10 Set hard-decision bits via: $\hat{u}_j^p = \begin{cases} 1, & \text{if } L_{1,j}^{(T)} \leq 0 \\ 0, & \text{otherwise} \end{cases}$
- 11 **return** $\hat{\mathbf{u}}^p$

tuple, outputting the soft output $\mathbf{L}_1^{(T)}$ and is thereafter trained to minimize the Binary Cross Entropy (BCE) loss:

$$\mathcal{L}(\mathbf{u}^p, \mathbf{L}_1^{(T)}) = \frac{-1}{N_c} \sum_{j=1}^{N_c} [u_j^p \log L_{1,j}^{(T)} + (1-u_j^p) \log (1-L_{1,j}^{(T)})].$$

C. Problem Formulation

The current WBP decoding approach utilizes the same γ to decode every noisy word, without considering the individual characteristics of each word. This fails to account for the inherent variability in the noise patterns affecting different words, leading to suboptimal performance. Our goal is to design a data-aided polar decoder, which preserves the applicability of WBP to large blocks, as well as its low latency and complexity, while improving upon it in frame error rate (FER)

$$\text{FER} = \Pr(\hat{\mathbf{m}} \neq \mathbf{m}). \quad (3)$$

Due to the complexity and latency constraints, we propose to employ multiple low-complexity models that run in parallel therefore limiting the increase in latency. Due to the inherent low complexity of the polar WBP and the slight complexity increase due to the neural weights, we employ multiple such models, formulating the super-model as an ensemble.

III. CRC-AIDED LEARNED DECODERS ENSEMBLE

In this section we present our proposed polar decoding algorithm, which combines ensemble of trainable WBP decoders with CRC-aided selection criteria for boosting diversity. Our design is inspired by the established gains of ensemble-decoding based on WBP for linear codes shown in [13]. The gains of ensemble models highly depend on the ability to produce *diverse* agents; the decoder of [13] relied on estimating

Algorithm 2: WBPs Ensemble Inference

Input : Received word ℓ
CRC parity-check matrix \mathbf{H}_{CRC}
BP decoder \mathcal{F}_0
Ensemble's decoders $\mathcal{F}_1, \dots, \mathcal{F}_\alpha$
Output: Decoded word $\hat{\mathbf{u}}^p$

- 1 **Ensemble Inference** ($\mathbf{y}, \mathbf{H}_{CRC}, \mathcal{F}_0, \mathcal{F}_1, \dots, \mathcal{F}_\alpha$)
- 2 Extract $\hat{\mathbf{u}}^{(0)}$ from $\hat{\mathbf{u}}^{p,(0)} = \mathcal{F}_0(\ell)$
- 3 $\mathbf{r}^{(0)} = \mathbf{H}_{CRC} \cdot \hat{\mathbf{u}}^{(0)}$
- 4 **if** $\mathbf{r}^{(0)} = \mathbf{0}$ **then**
- 5 | return $\hat{\mathbf{u}}^{p,(0)}$
- 6 **for** $i \in \{1, \dots, \alpha\}$ **do**
- 7 | Extract $\hat{\mathbf{u}}^{(i)}$ from $\hat{\mathbf{u}}^{p,(i)} = \mathcal{F}_i(\ell)$
- 8 | $\mathbf{r}^{(i)} = \mathbf{H}_{CRC} \cdot \hat{\mathbf{u}}^{(i)}$
- 9 **end**
- 10 **if** $\exists i \in \{1, \dots, \alpha\}$ such that $\mathbf{r}^{(i)} = \mathbf{0}$ **then**
- 11 | return $\hat{\mathbf{u}}^{p,(i)}$
- 12 Find j such that $\mathbf{r}^{(0)} \in \bar{\mathcal{R}}^{(j)}$
- 13 **return** $\hat{\mathbf{u}}^{p,(j)}$

the Hamming distance of the processed block, with no additional external data, as a measure for diversifying and selecting agents. Our proposed decoder leverages ensemble-decoding, while tailoring its WBP agents for polar codes, and using CRC codes as external informative domain-oriented measure for diversifying and selecting agents. We next present the resulting decoder operation in Subsection III-A, after which we discuss the training methodology in Subsection III-B. Complexity, latency, and properties of the decoder are discussed in Subsections III-C-III-D, respectively.

A. Inference Algorithm

Our proposed decoder operates in two stages, designed to facilitate low-latency decoding by building upon the insight that in many cases, standard BP decoding is sufficient. We employ a gated ensemble architecture, which is utilized only when standard BP fails, leveraging the presence of CRC codes to identify such errors. Accordingly, the gating function \mathcal{F}_0 is a BP decoder that recovers low-noise channel words with only small complexity overhead. Words that are incorrectly decoded are passed to the ensemble, composed of multiple trainable decoders \mathcal{F}_{WBP} , for further processing. Let us denote each \mathcal{F}_{WBP} member of the ensemble with a different index \mathcal{F}_i ($i \geq 1$), and the number of members as α . Thus, the set of decoders in the ensemble is $\{\mathcal{F}_1, \dots, \mathcal{F}_\alpha\}$.

Each word that enters the ensemble is decoded by every WBP member \mathcal{F}_i that outputs $\hat{\mathbf{u}}^{p,(i)}$. From each $\hat{\mathbf{u}}^{p,(i)}$, the estimated CRC word $\hat{\mathbf{u}}^{(i)}$ is extracted, and the ensemble's decision is based on the different outputs. If any member of the ensemble was correct (i.e., $\mathbf{r}^{(i)} = \mathbf{0}$), its decision $\hat{\mathbf{u}}^{p,(i)}$ is outputted. If no validation rule applies, we match the MSBs of $\mathbf{r}^{(0)}$ to a region $\bar{\mathcal{R}}^{(j)}$ (explained in Subsection III-B) and output the corresponding word $\hat{\mathbf{u}}^{p,(j)}$. The procedure is summarized as Algorithm 2 and illustrated in Fig. 2.

B. Training Method

To form each ensemble member \mathcal{F}_i we train each one on different dataset $\mathcal{D}^{(i)}$. The ensemble should not be trained end-

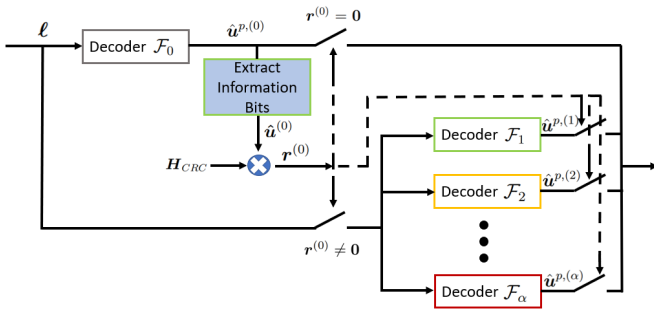


Fig. 2: CRC-based Ensemble of WBP Decoders

to-end, as we want diverse members trained on different data sets. We divide the dataset \mathcal{D} into multiple different datasets $\{\mathcal{D}^{(i)}\}_{i=1}^{\alpha}$ based on the MSBs of the CRC (assuming $\log_2 \alpha$ is an integer). Specifically, we define the set $\bar{\mathcal{R}}^{(i)}$ by considering the $\log_2 \alpha$ MSBs of the remainder \mathbf{r} (2):

$$\bar{\mathcal{R}}^{(i)} = \left\{ \mathbf{r} : \sum_{j=0}^{\log_2 \alpha - 1} r_j 2^j = i - 1; \mathbf{r} \neq \mathbf{0} \right\}. \quad (4)$$

By definition, the sets $\{\bar{\mathcal{R}}^{(i)}\}_{i=1}^{\alpha}$ are distinct and cover all possible error patterns. Based on this partition, we obtain the data $\{\mathcal{D}^{(i)}\}_{i=1}^{\alpha}$ for training by simulating K labeled message words $\{\mathbf{u}_k^p\}$, and transmitting them through the channel to get $\{\ell_k\}$. The resulting datasets are given by:

$$\mathcal{D}^{(i)} = \{(\ell_k, \mathbf{u}_k^p) : \mathbf{r}_k^{(0)} = \mathbf{H}_{CRC} \cdot \hat{\mathbf{u}}_k^{(0)} \in \bar{\mathcal{R}}^{(i)}\}. \quad (5)$$

Then, the i^{th} member is trained using dataset $\mathcal{D}^{(i)}$, following the procedure explained in Subsection II-B with the BCE loss.

C. Complexity and Latency Analysis

Our proposed decoder is designed to operate in hardware-constrained real-time systems; therefore we next analyze its complexity (i.e., number of parameters) and inference latency.

Complexity: Consider a trained decoder \mathcal{F}_i running for a maximum of T iterations. For the unfolded polar WBP decoder in Subsection II-B, the number of weights for a polar encoder with codeword size N_c equals $4T \log N_c$. Thus, an ensemble with α WBP decoders, and the vanilla gating decoder \mathcal{F}_0 , has a total of $(\alpha + 1) \cdot 4T \log N_c$ weights.

Latency: In principle, one can measure latency via run-time simulation. However, such results are usually highly dependent on the specific hardware that simulates the setup. As such, we adopt a complexity-based latency measure, through the number of floating-point operations per second (FLOPS), and specifically the number of multiplications, which faithfully reflect on run-time in a hardware-invariant manner.

For a single model, assuming that CRC check has a negligible latency, the overall latency measure τ_i is dictated by the weights, i.e., $\tau_i = 4T \log N_c$. However, in order to minimize the excessive latency, the ensemble is triggered in case that the vanilla decoder \mathcal{F}_0 failed to decode correctly. Moreover, each member is applied independently and in parallel of the other models. Consequently, the average latency is given by

$$\tau_{\text{ensemble}} = (1 + \Pr(\mathbf{r}^{(0)} \neq \mathbf{0})) \cdot 4T \log N_c, \quad (6)$$

where $\Pr(\mathbf{r}^{(0)} \neq \mathbf{0})$ is the probability that the gating BP decoder fails. This gated operation implies that (6) yields only minor excessive latency over a single BP decoder, as demonstrated in Section IV.

D. Discussion

The proposed ensemble decoder jointly accounts for CRC and polar codes, which are both utilized in 5G-NR specifications, making it naturally applicable with existing standards. Moreover, it combines two emerging decoding paradigms: list-decoding and neural-decoding, aiming to combine the best of the two. We employ CRC in novel and unseen ways: (1) to form the ensemble's experts, and (2) to select the most probable estimated word. Our complexity and latency analysis indicate that the scheme is practical in the sense of both software and hardware sides, inducing low complexity overhead.

The ensembling algorithm can be further improved by increasing diversity in the data or the architecture sides. On the data side, one can combine this partition with previous partitions [13] that incorporate information other than CRC bits, e.g., by the codeword Hamming distance or by the estimated errors. On the architecture side, it could be enhanced by combining different base-experts, such as full neural network decoders (at the possible cost of limiting their applicability to large blocks), or the Tanner-based decoder. These extensions are left for future study.

IV. NUMERICAL EVALUATIONS

In this section we numerically evaluate the proposed ensemble scheme over a number of scenarios to prove its gains.

Simulation Setup: We simulate¹ an AWGN channel as described in II-C. we refer to the signal-to-noise ratio (SNR) as the normalized SNR (E_b/N_0), commonly used in digital communication. We consider $T = 5$ iterations for BP and WBP decoding as the common benchmark. Training is done on the zeros codeword $\mathbf{0}$ only, due to the symmetry of the BP (see [8] for further details), with a learning rate of 10^{-2} .

To form the ensemble's experts, we train each expert by simulating words from SNR values of $\{2, 3, 4, 5\}$ in dB for the (128, 64) polar code; and SNR of $\{1, 2, 3, 4\}$ in dB for polar codes of (256, 128) or (512, 256). For each SNR, we generated $10^5 \cdot \alpha$ words, and divided them across the different $\mathcal{D}^{(i)}$ via (5). These SNR values neither have too noisy words nor too many correct words thus contain words that are useful for training. Every \mathcal{F}_i member is trained on for 100 epochs of 200 batches, each of size $|\mathcal{D}^{(i)}|/200$, using the BCE loss.

FER Results: We first evaluate performance in terms of FER. Here, the validation dataset is composed of SNR values of 1dB to 4dB, spaced by 0.5dB, and at each point at least 500 errors are accumulated. Evaluation of the scheme is done by measuring the FER metric. The results for polar codes of sizes (128, 64), (256, 128) and (512, 256) using ensembles with $\alpha \in \{2, 4, 8\}$ members are presented in Fig. 3. We observe in Fig. 3 that as the number of decoders increases, the FER decreases, however in negligible gains. By using only

¹The source code used in our experiments is available at <https://github.com/tomerraviv95/polar-ensembles>

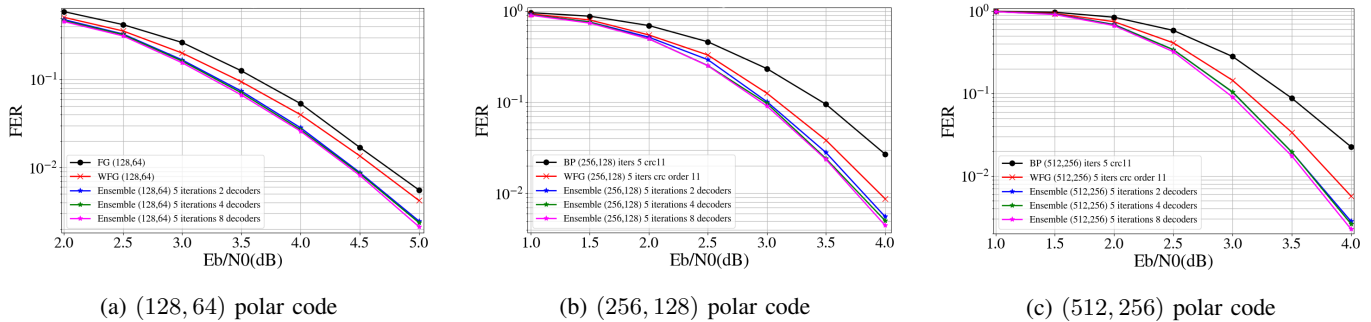


Fig. 3: FER performance for different polar codes

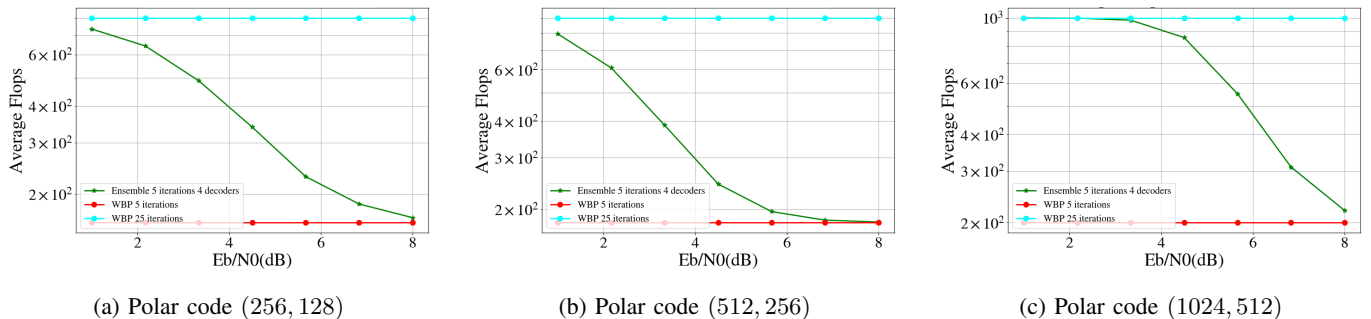


Fig. 4: Average number of flops by the SNR value, $\alpha = 4$

2 decoders, the ensemble achieves gains of about 0.25dB in FER for the three codes in medium-to-high SNRs. Note that gains of around 0.1dB are achieved in the low SNRs regime, which is shown to be harder for improvement using neural approaches (see [8]). Raising the number of members to $\alpha = 8$ yields additional 0.05dB for high length codes. As evident from the above simulations, our approach achieves consistent gains even at high code lengths where other methods [10], [11] are infeasible.

Latency Analysis: As described in Subsection III-C, the complexity of the model can be estimated by the number of weights used in run-time, which can in turn be used to derive the total latency. Fig. 4 shows the latency evaluation according to the analysis in (6). We first plot the lower bound on the number of FLOPS, i.e., the latency of \mathcal{F}_0 , as well as the upper bound, which is the latency of $(\alpha + 1)$ decoders. We observe in Fig. 4a that for a medium length code, the complexity drops quickly as the SNR increases. As the code length increases, as in Fig. 4b and Fig. 4c, the drop in FLOPS as a function of SNR becomes more steep but starts in higher SNRs values. This results from the term $\Pr(\mathbf{r}^{(0)} \neq \mathbf{0})$.

V. CONCLUSION

We introduced a novel polar decoder which combines list-decoding and neural-decoding via gated ensembles. We have shown that moderate gains of around 0.25dB may be achieved at different code lengths using this hybrid approach, at a manageable complexity overhead. Our approach can be applied to long polar codes, where many neural-decoding methods still struggle.

REFERENCES

[1] E. Arıkan, "Channel polarization: A method for constructing capacity-achieving codes for symmetric binary-input memoryless channels," *IEEE*

Transactions on information Theory, vol. 55, no. 7, pp. 3051–3073, 2009.

[2] A. Alamdar-Yazdi and F. R. Kschischang, "A simplified successive-cancellation decoder for polar codes," *IEEE communications letters*, vol. 15, no. 12, pp. 1378–1380, 2011.

[3] I. Tal and A. Vardy, "List decoding of polar codes," *IEEE transactions on information theory*, vol. 61, no. 5, pp. 2213–2226, 2015.

[4] A. Ç. Arlı and O. Gazi, "Noise-aided belief propagation list decoding of polar codes," *IEEE Communications Letters*, vol. 23, no. 8, pp. 1285–1288, 2019.

[5] A. Elkelesh, M. Ebada, S. Cammerer, and S. ten Brink, "Belief propagation decoding of polar codes on permuted factor graphs," in *2018 IEEE Wireless Communications and Networking Conference (WCNC)*. IEEE, 2018, pp. 1–6.

[6] M. Geiselhart, A. Elkelesh, M. Ebada, S. Cammerer, and S. ten Brink, "Crc-aided belief propagation list decoding of polar codes," in *2020 IEEE International Symposium on Information Theory (ISIT)*. IEEE, 2020, pp. 395–400.

[7] N. Shlezinger, Y. C. Eldar, and S. P. Boyd, "Model-based deep learning: On the intersection of deep learning and optimization," *IEEE Access*, vol. 10, pp. 115 384–115 398, 2022.

[8] E. Nachmani, E. Marciano, L. Lugosch, W. J. Gross, D. Burshtein, and Y. Be'ery, "Deep learning methods for improved decoding of linear codes," *IEEE Journal of Selected Topics in Signal Processing*, vol. 12, no. 1, pp. 119–131, 2018.

[9] W. Xu, Z. Wu, Y.-L. Ueng, X. You, and C. Zhang, "Improved polar decoder based on deep learning," in *2017 IEEE International workshop on signal processing systems (SiPS)*. IEEE, 2017, pp. 1–6.

[10] E. Nachmani and L. Wolf, "A gated hypernet decoder for polar codes," in *ICASSP 2020-2020 IEEE International Conference on Acoustics, Speech and Signal Processing (ICASSP)*. IEEE, 2020, pp. 5210–5214.

[11] Y. Choukroun and L. Wolf, "Error correction code transformer," *arXiv preprint arXiv:2203.14966*, 2022.

[12] A. Caciularu, N. Raviv, T. Raviv, J. Goldberger, and Y. Be'ery, "perm2vec: Attentive graph permutation selection for decoding of error correction codes," *IEEE Journal on Selected Areas in Communications*, vol. 39, no. 1, pp. 79–88, 2020.

[13] T. Raviv, N. Raviv, and Y. Be'ery, "Data-driven ensembles for deep and hard-decision hybrid decoding," in *2020 IEEE International Symposium on Information Theory (ISIT)*. IEEE, 2020, pp. 321–326.

[14] T. Baicheva, P. Kazakov, and M. Dimitrov, "Some comments about crc selection for the 5g nr specification," *arXiv preprint arXiv:2104.02639*, 2021.