

Adaptive analysis-aware defeaturing: the case of Neumann boundary conditions

A. Buffa¹, O. Chanon², R. Vázquez³

¹ MNS, Institute of Mathematics, École Polytechnique Fédérale de Lausanne, Switzerland
Istituto di Matematica Applicata e Tecnologie Informatiche ‘E. Magenes’ (CNR), Pavia, Italy

² ABB Corporate Research Center, ABB Schweiz AG, Baden-Dättwil, Switzerland; ondine.chanon@ch.abb.com

³ Departamento de Matemática Aplicada and Centro de de Investigación y Tecnología Matemática de Galicia (CITMAga)
Universidade de Santiago de Compostela, Santiago de Compostela, Spain

July 18, 2024

Abstract

Removing geometrical details from a complex domain is a classical operation in computer aided design for simulation and manufacturing. This procedure simplifies the meshing process, and it enables faster simulations with less memory requirements. However, depending on the partial differential equation that one wants to solve, removing some important geometrical features may greatly impact the solution accuracy. Unfortunately, the effect of geometrical simplification on the accuracy of the problem solution is often neglected or its evaluation is based on engineering expertise, only due to the lack of reliable tools. It is therefore important to have a better understanding of the effect of geometrical model simplification, also called defeaturing, to improve our control on the simulation accuracy along the design and analysis phases. In this work, we consider as a model problem the Poisson equation on a geometry with Neumann features, we consider some finite element discretization of it, and we build an adaptive strategy that is twofold. Firstly, it is able to perform geometrical refinements, that is, to choose at each iteration step which geometrical feature is important to obtain an accurate solution. Secondly, it performs standard mesh refinements; since the geometry changes at each iteration, the algorithm is designed to be used with an immersed method. To drive this adaptive strategy, we introduce an *a posteriori* estimator of the energy error between the exact solution defined in the exact fully-featured geometry, and the numerical approximation of the solution defined in the defeatured geometry. The reliability of the estimator is proven for very general (potentially trimmed multipatch) geometric configurations, and in particular for isogeometric analysis with hierarchical B-splines. Finally, numerical experiments are performed to validate the presented theory and to illustrate the capabilities of the proposed adaptive strategy.

Keywords: Geometric defeaturing, *a posteriori* error estimation, adaptivity, isogeometric analysis.

1 Introduction

The interoperability between the design of complex objects and the numerical resolution of partial differential equations (PDEs) on those objects has been a major challenge since the creation of finite element (FE) methods. Isogeometric analysis (IGA) was introduced in the seminal work [1] to simplify this issue: the main idea of IGA consists in employing the basis functions used to describe geometries in computer aided design (CAD) software for the numerical analysis of the problem, namely B-splines or variants thereof. This new paradigm has opened the road to an extensive amount of research; the interested reader is referred to [2] for a review of the method, and to [3] for a review of a wide range of real world applications on which the method has shown its strong capabilities. The mathematical foundations of IGA have been developed in [4, 5], and numerous implementations have now been developed, see [6, 7] for instance.

Moreover, different extensions of the original IGA method have been developed in order to deal with geometries of increased complexity: the main developments include for instance multipatch domains [8, 9]

or geometries obtained by Boolean operations such as intersections (trimming) [10–14] or unions [15, 16]. The related engineering literature includes for instance the FE cell method with IGA on complex geometries [17, 18], and the analysis of shell structures [19–21]. However, B-spline basis functions have a tensor-product structure that hinders the capability of efficiently capturing localized properties of the PDE solution in small areas of the computational domain. In order to overcome this issue, the construction of locally refined splines and their use in adaptivity has been a very active area of research. The developments in this direction have recently been reviewed in [22]. In particular, we are interested here in using hierarchical B-splines (HB-splines) [23–25] and their variant called truncated hierarchical B-splines (THB-splines) [26–28], in an adaptive IGA framework [29–31].

However, dealing with very complex geometries remains challenging, and even the most recent and most efficient methods may come at a prohibitive cost. The only geometric description of complex domains may already require a very large number of degrees of freedom, but not all of them are necessary to perform an accurate analysis. This is where analysis-aware defeaturing handily comes into play: if one is able to determine the geometrical features of a complex geometry that have the least influence on the accuracy of the PDE solution at hand, then one can simplify the geometric description of the domain by defeaturing, leading to an easier, cheaper, and still accurate analysis. By doing so, the meshing step is also simplified, as it is otherwise often unfeasible. Moreover, adding and removing geometrical features to a design in order to meet engineering requirements is a typical process in simulation-based design for manufacturing. It is thus important to consider the impact of such geometrical changes during the analysis phase of the problem.

Defeaturing has been approached first and foremost using subjective *a priori* criteria relying on the expertise of engineers, on geometrical considerations, or on some knowledge about the mechanical problem at hand (laws of conservation, constitutive equations, etc.), see [32–34]. However, the need of *a posteriori* estimators soon appeared to be essential for the automation of simulation-based design processes in order to evaluate the error induced by defeaturing, as they only use the results of the analysis in the defeatured geometry. Therefore, many different *a posteriori* criteria can be found in the literature: the interested reader is referred to [35–45]. Nevertheless, very few of those works come with a sound theoretical theory, and most of them rely on some heuristics. A noteworthy early defeaturing and coarsening approach, known as composite finite elements, was devised by Hackbusch and Sauter in [46, 47]. This method operates under the assumption that defeaturing occurs primarily due to the inherent limitations of the mesh in accurately representing geometric features. Very close works include the study of heterogeneous and perforated material [48–50], and the study of the error induced by boundary approximation in numerical methods [51, 52]. However and in contrast, our approach aims to address defeaturing as a distinct process, independent of any discretization technique. By doing so, we are able to separate the error contributions coming from defeaturing and from the numerical approximation error.

The present work strongly relies on the previous paper [53] by the authors, where a precise mathematical framework for analysis-aware defeaturing is introduced in the context of Poisson’s equation. In that paper, an efficient and reliable *a posteriori* estimator of the defeaturing error in energy norm is derived, based on the variational formulations of the exact and defeatured problems. It has then been generalized in [54] to geometries with multiple features, in the context of linear elasticity and Stokes equations.

In the following, we are interested in the numerical approximation of the defeatured problem presented in [53]. We first introduce an *a posteriori* estimator of the overall error between the exact solution of the PDE defined in the exact domain, and the numerical approximation of the solution of the corresponding PDE defined in the defeatured domain. The proposed estimator can be adapted to any FE method used for the discretization of the given problem, and it is able to control both the defeaturing error and the numerical error contributions of the overall numerical defeatured error. This allows us to design an adaptive algorithm which is twofold. On the one hand, the algorithm is able to perform some standard mesh refinement on the hierarchical mesh to reduce the discretization error. On the other hand, starting from a fully defeatured geometry on which the solution can be computed, the adaptive strategy is also able to perform some geometric refinement to reduce the error due to defeaturing. That is, at each iteration step, the features that most affect the solution accuracy are marked to be added to the geometrical model at the next iteration. We then concentrate in particular on the THB-spline based IGA numerical approximation of the elliptic problem at hand. We detail the proposed adaptive strategy in this framework, and give a mathematical proof of the

reliability of the error estimator when IGA is used.

Our approach is similar to the one of Burman et al. in [55], but we aim at setting a framework in which defeaturing is considered independently from the numerical setting. That is, the adaptive method that we propose does not depend on the chosen numerical method, and it allows to locally determine where the simplification of the geometry, which does not necessarily come from the meshing process, affects the solution accuracy.

In the present article, we first define the considered defeatured problem and its numerical approximation with a FE method of choice, in Section 2. Then in Section 3, we design a combined mesh and geometric adaptive strategy in the context of analysis-aware defeaturing. Subsequently, in Section 4, we review the basic concepts of IGA with THB-splines, as a natural discretization method to deal with geometric defeaturing. We then prove in Section 5 the reliability of the *a posteriori* estimator of the discrete defeaturing error that drives the proposed adaptive strategy, under some reasonable assumptions. All the details are given in the case in which the chosen numerical method is IGA, followed by a discussion on the straight-forward adaptation of the proof to the standard C^0 -FE method. We then present in Section 6 the extension of IGA to trimmed and multipatch geometries as this allows to describe complex geometrical models, and we use these spline technologies to explain in details the proposed adaptive strategy when IGA is used. This strategy is illustrated in Section 7 by various numerical experiments that simultaneously validate and extend the presented theory. To finish, conclusions are drawn in Section 8, and some technical lemmas used throughout the paper are given in Appendix A.

Notation

Let $n \in \{2, 3\}$, let ω be an open k -dimensional manifold in \mathbb{R}^n , $k \leq n$, and let $\varphi \subset \partial\omega$. Moreover, let y and z be any functions, let A be a functional subspace of the Sobolev space $H^1(\omega)$, let $1 \leq p \leq \infty$, and let $s \in \mathbb{R}$. In this article, we will use the notation summarized in Table 1, and the definitions of Sobolev norms and semi-norms correspond to the ones in [56, Definition 1.3.2.1].

Notation	Definition
$ \omega $	k -dimensional measure of ω .
$\bar{\omega}$	Closure of ω .
$\text{int}(\omega)$	Interior of ω .
$\text{conn}(\omega)$	Set of connected components of ω .
$\text{diam}(\varphi)$	Manifold diameter = $\max_{\xi, \eta \in \varphi} \rho(\xi, \eta)$, where $\rho(\xi, \eta)$ is the infimum of lengths of continuous piecewise C^1 paths between ξ and η in $\partial\omega \supset \varphi$.
\bar{z}^ω	Average of z over ω .
$\text{supp}(z)$	Open support of z .
$\ z\ _{0,\omega}$	Norm of z in $L^2(\omega)$.
$\ z\ _{s,\omega}$	Norm of z in the Sobolev space $H^s(\omega)$ of order s .
$ z _{s,\omega}$	Semi-norm of z in $H^s(\omega)$.
$\text{tr}_\varphi(z)$	Trace of z on $\varphi \subset \partial\omega$.
$\text{tr}_\varphi(A)$	Trace space on φ of the functions in A , i.e. $\{\text{tr}_\varphi(z) : z \in A\}$.
$H_{y,\varphi}^1(\omega)$	Set of functions $z \in H^1(\omega)$ such that $\text{tr}_\varphi(z) = y$.
$\#S$	Cardinality of the set S .

Table 1: Notation used throughout the article.

In the remaining part of this article, the symbol \lesssim will be used to mean any inequality which is independent of the size of the features, of the mesh size h , and of the number of hierarchical levels (see Section 4.2). However, those inequalities may depend on the dimension n , on the problem data (geometry, boundary conditions and functional data), on the degree (and regularity) of the discretization method, and on the shape of the features and of the mesh elements. Moreover, we will write $A \simeq B$ whenever $A \lesssim B$ and $B \lesssim A$.

2 Defeating problem statement

In this section, we precisely define the defeated problem, following [53] and [54]. We first define it in Sobolev spaces for a geometry containing a single feature, then we discretize the problem using a FE space, and we finally generalize this setting to a geometry containing an arbitrary number of distinct features.

2.1 Defeating model problem

Let $\Omega \subset \mathbb{R}^n$ be an open Lipschitz domain, let \mathbf{n} be the unitary outward normal to Ω , and let $\partial\Omega = \overline{\Gamma_D} \cup \overline{\Gamma_N}$ with $\Gamma_D \cap \Gamma_N = \emptyset$, $|\Gamma_D| > 0$. Then, let $g_D \in H^{\frac{3}{2}}(\Gamma_D)$, $g \in H^{\frac{1}{2}}(\Gamma_N)$ and $f \in L^2(\Omega)$, and assume we aim at solving the following Poisson's problem in the exact geometry Ω : find $u \in H^1(\Omega)$, the weak solution of

$$\begin{cases} -\Delta u = f & \text{in } \Omega \\ u = g_D & \text{on } \Gamma_D \\ \frac{\partial u}{\partial \mathbf{n}} = g & \text{on } \Gamma_N, \end{cases} \quad (1)$$

that is, $u \in H_{g_D, \Gamma_D}^1(\Omega)$ satisfies for all $v \in H_{0, \Gamma_D}^1(\Omega)$,

$$\int_{\Omega} \nabla u \cdot \nabla v \, dx = \int_{\Omega} f v \, dx + \int_{\Gamma_N} g v \, ds. \quad (2)$$

Moreover, we assume that Ω is a complicated domain, meaning that it contains a geometrical detail of smaller scale called feature and denoted by F . More precisely, we suppose that $F = \text{int}(\overline{F_n} \cup \overline{F_p})$, where, if we let

$$\Omega_{\star} := \Omega \setminus \overline{F_p},$$

then $F_p \subset \Omega$ and $\overline{F_n} \cap \overline{\Omega_{\star}} \subset \partial\Omega_{\star}$, as illustrated in Figure 1. That is, we say that F contains a negative component F_n in which material is removed, and a positive component F_p in which material is in excess. In particular, if $F_p = \emptyset$ and $F = F_n$, then F is said to be negative, while if $F_n = \emptyset$ and $F = F_p$, then F is said to be positive. We also assume that F_n , F_p and Ω_{\star} are open Lipschitz domains.

The defeated problem is formulated on a defeated domain Ω_0 where features are removed: holes are filled with material, and protrusions are cut out of the computational domain. More precisely, the defeated geometry $\Omega_0 \subset \mathbb{R}^n$ reads:

$$\Omega_0 := \text{int}(\overline{\Omega_{\star}} \cup \overline{F_n}). \quad (3)$$

We assume Ω_0 to be an open Lipschitz domain. Note that in general, $\Omega_{\star} \subset (\Omega \cap \Omega_0)$, but if F is completely negative or positive, then the two sets are equal.

In this work, the analysis is performed under the following assumption:

Assumption 2.1 A Neumann boundary condition is imposed on the boundary of the features, that is,

$$\Gamma_D \cap (\partial F_n \cup \partial F_p) = \emptyset.$$

Remark 2.2 Dealing with Dirichlet boundary conditions on the features' boundaries is a problem which goes beyond the scope of this paper, as difficulties arise from the necessity to work with negative Sobolev norms in the computation of a defeating error estimator. The interested reader is however referred for instance to [50, 51, 57] for some different insight on this subject.

To introduce the corresponding defeated problem, let \mathbf{n}_0 and \mathbf{n}_F be the unitary outward normal vectors to Ω_0 and to either F_p or F_n , respectively. We remark that \mathbf{n}_F may not be uniquely defined if the outward normal to F_n is of opposite sign of the outward normal to F_p , but we allow this abuse of notation since the context will always make it clear. Furthermore, and as illustrated in Figure 1, let

$$\begin{aligned} \gamma_0 &:= \text{int}(\overline{\gamma_{0,n}} \cup \overline{\gamma_{0,p}}) \subset \partial\Omega_0 & \text{with } \gamma_{0,n} &:= \partial F_n \setminus \partial\Omega_{\star}, \quad \gamma_{0,p} := \partial F_p \setminus \partial\Omega, \\ \gamma &:= \text{int}(\overline{\gamma_n} \cup \overline{\gamma_p}) \subset \partial\Omega & \text{with } \gamma_n &:= \partial F_n \setminus \overline{\gamma_{0,n}}, \quad \gamma_p := \partial F_p \setminus \overline{\gamma_{0,p}}. \end{aligned}$$

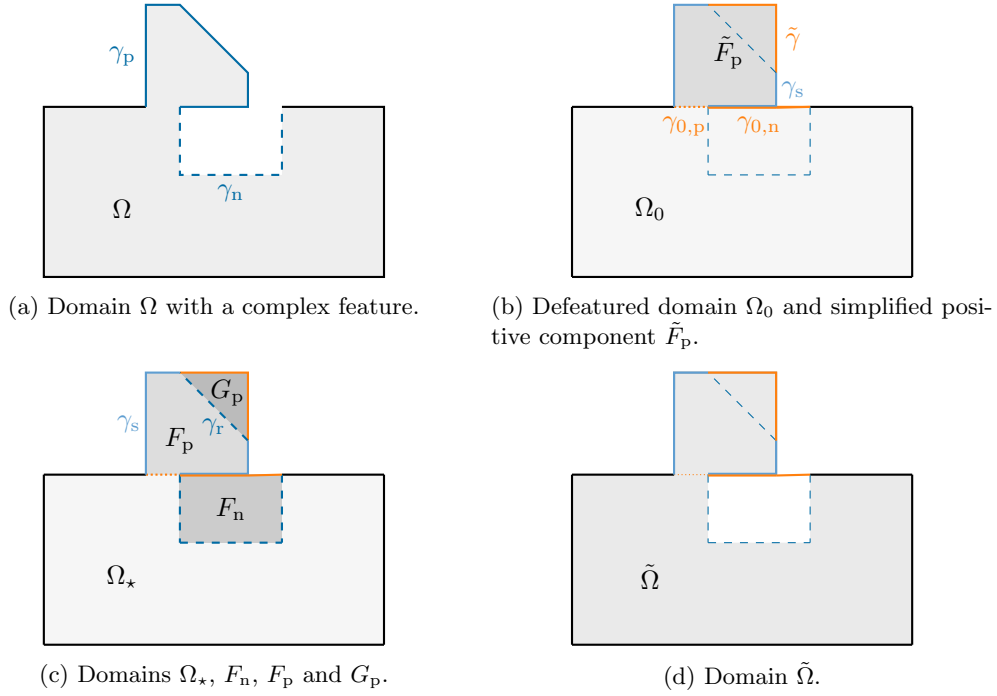


Figure 1: Illustration of the notation on a domain with a complex feature. The different domains are distinguished by different gray intensities.

so that $\partial F_n = \overline{\gamma_n} \cup \overline{\gamma_{0,n}}$ with $\gamma_n \cap \gamma_{0,n} = \emptyset$, and $\partial F_p = \overline{\gamma_p} \cup \overline{\gamma_{0,p}}$ with $\gamma_p \cap \gamma_{0,p} = \emptyset$. Since from Assumption 2.1, $\Gamma_D \cap (\partial F_n \cup \partial F_p) = \emptyset$, then note that $\gamma \subset \Gamma_N$.

Moreover, consider any L^2 -extension of the restriction $f|_{\Omega_*}$ in the negative component F_n of F , that we still write $f \in L^2(\Omega_0)$ by abuse of notation. Then instead of (1), we solve the following defeatured (or simplified) problem: after choosing $g_0 \in H^{\frac{1}{2}}(\gamma_0)$, find the weak solution $u_0 \in H^1(\Omega_0)$ of

$$\begin{cases} -\Delta u_0 = f & \text{in } \Omega_0 \\ u_0 = g_D & \text{on } \Gamma_D \\ \frac{\partial u_0}{\partial \mathbf{n}_0} = g & \text{on } \Gamma_N \setminus \gamma \\ \frac{\partial u_0}{\partial \mathbf{n}_0} = g_0 & \text{on } \gamma_0, \end{cases} \quad (4)$$

that is, $u_0 \in H^1_{g_D, \Gamma_D}(\Omega_0)$ satisfies for all $v \in H^1_{0, \Gamma_D}(\Omega_0)$,

$$\int_{\Omega_0} \nabla u_0 \cdot \nabla v \, dx = \int_{\Omega_0} f v \, dx + \int_{\Gamma_N \setminus \gamma} g v \, ds + \int_{\gamma_0} g_0 v \, ds. \quad (5)$$

Because of the simplification of the domain Ω into Ω_0 by defeaturing, a geometric error called defeaturing error is introduced, and it is important to be able to control this error. That is, in this work, we are interested in controlling the energy norm of the defeaturing error “ $u - u_0$ ” in Ω .

However, since u_0 is not defined everywhere in Ω (it is not defined in $F_p \subset \Omega$), then as in [53], we need to solve an extension problem in a Lipschitz domain $\tilde{F}_p \subset \mathbb{R}^n$ that contains F_p and such that $\gamma_{0,p} \subset (\partial \tilde{F}_p \cap \partial F_p)$. That is, let \tilde{F}_p be a suitable (simple) domain extension of F_p , which can be for instance the

bounding box of F_p if the boundary of the latter contains $\gamma_{0,p}$ (see Figure 1b). To simplify the following exposition, let us assume that $\tilde{F}_p \cap \Omega_\star = \emptyset$, even if this hypothesis could easily be removed. Then, let

$$G_p := \tilde{F}_p \setminus \overline{F_p}, \quad \tilde{\Omega} := \text{int}(\overline{\Omega} \cup \overline{G_p}) = \text{int}(\overline{\Omega_\star} \cup \overline{\tilde{F}_p}), \quad (6)$$

and let us also assume that G_p is Lipschitz. Note that G_p can be seen as a negative feature of F_p whose simplified geometry is \tilde{F}_p .

Now, let us define the extension problem that we solve in \tilde{F}_p . To do so, consider any L^2 -extension of f in \tilde{F}_p , that we still write f by abuse of notation, let $\tilde{\mathbf{n}}$ be the unitary outward normal of \tilde{F}_p , let $\tilde{\gamma} := \partial\tilde{F}_p \setminus \partial F_p$, and let γ_p be decomposed as $\gamma_p = \text{int}(\overline{\gamma_s} \cup \overline{\gamma_r})$, where γ_s and γ_r are open, γ_s is the part of γ_p that is shared with $\partial\tilde{F}_p$ while γ_r is the remaining part of γ_p , that is, the part that does not belong to $\partial\tilde{F}_p$. Then we solve the following extension problem in \tilde{F}_p : after choosing $\tilde{g} \in H^{\frac{1}{2}}(\tilde{\gamma})$, find $\tilde{u}_0 \in H^1(\tilde{F}_p)$, the weak solution of

$$\begin{cases} -\Delta\tilde{u}_0 = f & \text{in } \tilde{F}_p \\ \tilde{u}_0 = u_0 & \text{on } \gamma_{0,p} \\ \frac{\partial\tilde{u}_0}{\partial\tilde{\mathbf{n}}} = \tilde{g} & \text{on } \tilde{\gamma} \\ \frac{\partial\tilde{u}_0}{\partial\tilde{\mathbf{n}}} = g & \text{on } \gamma_s. \end{cases} \quad (7)$$

That is, $\tilde{u}_0 \in H^1_{u_0, \gamma_{0,p}}(\tilde{F}_p)$ satisfies for all $v \in H^1_{0, \gamma_{0,p}}(\tilde{F}_p)$,

$$\int_{\tilde{F}_p} \nabla\tilde{u}_0 \cdot \nabla v \, dx = \int_{\tilde{F}_p} f v \, dx + \int_{\tilde{\gamma}} \tilde{g} v \, ds + \int_{\gamma_s} g v \, ds. \quad (8)$$

Finally, let $u_d \in H^1_{g_D, \Gamma_D}(\Omega)$ be the extended defeatured solution, that is,

$$u_d = u_0|_{\Omega_\star} \text{ in } \Omega_\star = \Omega \setminus \overline{F_p} \quad \text{and} \quad u_d = \tilde{u}_0|_{F_p} \text{ in } F_p. \quad (9)$$

Now, both the exact solution u and the defeatured solution u_d are defined in the same exact domain Ω , and thus we can precisely define the defeaturing error as $\|\nabla(u - u_d)\|_{0, \Omega}$.

To ease the notation in the remaining part of the article, let

$$\Gamma_N^0 := (\Gamma_N \setminus \gamma) \cup \gamma_0 \quad \text{and} \quad \tilde{\Gamma}_N := \gamma_s \cup \tilde{\gamma} \quad (10)$$

be the Neumann boundaries of Ω_0 and of \tilde{F}_p , respectively, and let

$$\Sigma := \{\gamma_n, \gamma_{0,p}, \gamma_r\}. \quad (11)$$

2.2 Finite element formulation of the defeatured problem

In practical applications, the differential problems are not solved analytically but numerically. In this work, we employ the Galerkin method to discretize the defeatured problem. More precisely, let \mathcal{Q}_0 be a finite element mesh defined on Ω_0 , and let $V^h(\Omega_0) \subset H^1(\Omega_0)$ be a FE space built from \mathcal{Q}_0 . We suppose for simplicity that the Dirichlet boundary Γ_D is the union of full element edges (if $n = 2$) or faces (if $n = 3$), that the Dirichlet data g_D is the trace of a discrete function in $V^h(\Omega)$ which we will still write g_D by abuse of notation, and that $g_D \in \text{tr}_{\Gamma_D}(V^h(\Omega_0))$, where $\text{tr}_{\Gamma_D}(V^h(\Omega_0))$ is the trace space of the discrete functions of $V^h(\Omega_0)$ on Γ_D .

Then, let $\tilde{\mathcal{Q}}$ be a FE mesh defined on \tilde{F}_p , and let $V^h(\tilde{F}_p) \subset H^1(\tilde{F}_p)$ be a FE space built from $\tilde{\mathcal{Q}}$ that satisfies the following compatibility assumption.

Assumption 2.3 Using the notation introduced in Table 1, $V^h(\Omega_0)$ and $V^h(\tilde{F}_p)$ satisfy

$$\text{tr}_{\gamma_{0,p}}(V^h(\Omega_0)) \subset \text{tr}_{\gamma_{0,p}}(V^h(\tilde{F}_p)).$$

That is, the trace of the discrete solution, computed in Ω_0 , can be exactly represented in the discrete space in the feature, and therefore the solutions in Ω_0 and \tilde{F}_p can be glued conformingly in H^1 .

We are now able to define u_d^h as the discretized counter-part of u_d defined in (9). More precisely, it is the continuous function corresponding to the Galerkin approximation of problem (5) using the discrete space $V^h(\Omega_0)$, and of problems (8) using the discrete spaces $V^h(\tilde{F}_p^k)$ for all $k = 1, \dots, N_f$. Then, we define the discrete defeaturing error (or overall error) as $\|\nabla(u - u_d^h)\|_{0,\Omega}$. In the following Section 3, we introduce an *a posteriori* estimator of this error.

Remark 2.4 The only required compatibility between $V^h(\Omega_0)$ and $V^h(\tilde{F}_p)$ is Assumption 2.3. This assumption gives the guarantee that $\text{tr}_{\gamma_{0,p}}(u_0^h) \in \text{tr}_{\gamma_{0,p}}(V^h(\tilde{F}_p))$, where u_0^h is the discretized counter-part of u_0 . Moreover, note that \mathcal{Q}_0 and $\tilde{\mathcal{Q}}$ are possibly overlapping meshes, but both should have $\gamma_{0,p}$ as part of their boundary.

Remark 2.5 Note that the aim is never to solve the original problem (1) in the exact geometry Ω . Indeed, we assume that one needs to remove the features of Ω since solving a PDE in Ω is either too costly or even unfeasible (for instance, it could be impossible to mesh Ω). Therefore in principle, the original problem (1) is never solved in the discrete setting.

2.3 Generalization to multiple features

In this section, we generalize the previous setting to an exact geometry Ω containing $N_f \geq 1$ distinct features, following [54]. Note that the notation introduced here is compatible and generalizing the one used in the previous sections. So let the exact geometry $\Omega \subset \mathbb{R}^n$ be an open Lipschitz domain with $N_f \in \mathbb{N}$ distinct complex Lipschitz geometrical features $\mathcal{F} := \{F^k\}_{k=1}^{N_f}$. That is, for all $k = 1, \dots, N_f$, F^k is an open domain which is composed of a (not necessarily connected) negative component F_n^k and a (not necessarily connected) positive component F_p^k that can have a non-empty intersection. More precisely, $F^k = \text{int}(\overline{F_p^k} \cup \overline{F_n^k})$, where F_n^k and F_p^k are open Lipschitz domains such that if we let

$$F_p := \text{int}\left(\bigcup_{k=1}^{N_f} \overline{F_p^k}\right), \quad F_n := \text{int}\left(\bigcup_{k=1}^{N_f} \overline{F_n^k}\right), \quad \Omega_* := \Omega \setminus \overline{F_p},$$

then $F_p \subset \Omega$, $(\overline{F_n} \cap \overline{\Omega_*}) \subset \partial\Omega_*$. In this setting, the defeatured geometry is defined as in (3) by

$$\Omega_0 := \text{int}(\overline{\Omega_*} \cup \overline{F_n}) \subset \mathbb{R}^n, \tag{12}$$

and we assume that Ω_0 is an open Lipschitz domain. Let us make the following separability assumption on the features, already used in [54]:

Assumption 2.6 The features \mathcal{F} are separated, that is,

- for every $k, \ell = 1, \dots, N_f$, $k \neq \ell$, $\overline{F^k} \cap \overline{F^\ell} = \emptyset$,
- there exist sub-domains $\Omega^k \subset \Omega$, $k = 1, \dots, N_f$ such that
 - ◊ $F_p^k \subset \Omega^k$, $(\gamma_n^k \cup \gamma_r^k) \subset \partial\Omega^k$, $\gamma_{0,p}^k \subset \partial(\Omega^k \cap \Omega_0)$,
 - ◊ $|\Omega^k| \simeq |\Omega|$, i.e., the measure of Ω^k is comparable with the measure of Ω , not with the measure of the feature F^k ,

◇ let N_s be the maximum number of superposed sub-domains Ω^k , i.e.,

$$N_s := \max_{J \subset \{1, \dots, N_f\}} \left(\#J : \bigcap_{k \in J} \Omega^k \neq \emptyset \right).$$

Then N_s is bounded independently from the number of features N_f , and if N_f is large, $N_s \ll N_f$.

Remark 2.7 • It is always possible to satisfy the first condition of Assumption 2.6 by changing the numbering of the features. Indeed, if there are $k, \ell = 1, \dots, N_f$ such that $\overline{F^k} \cap \overline{F^\ell} \neq \emptyset$, then $F^{k,\ell} := \text{int}(\overline{F^k} \cup \overline{F^\ell})$ can be considered as a single feature that replaces the two features F^k and F^ℓ .

- The second condition of Assumption 2.6 means that one cannot have an increasingly large number of features that are arbitrarily close to one another. That is, one cannot have fractal-like structures or geometries with boundaries which are complicated everywhere. The interested reader is referred to [58–60] for first results in this different framework.
- If $N_f = 1$, one can take $\Omega^1 := \Omega$.

Then, let us use the same notations as in Sections 2.1 and 2.2, where an upper index k is added to a quantity referring to feature F^k . For instance, for all $k = 1, \dots, N_f$, we write

$$\gamma_n^k := \partial F_n^k \setminus \partial \Omega_\star, \quad \gamma_n := \bigcup_{k=1}^{N_f} \gamma_n^k, \quad \tilde{\Gamma}_N^k := \gamma_s^k \cup \tilde{\gamma}^k, \quad \tilde{\Gamma}_N := \bigcup_{k=1}^{N_f} \tilde{\Gamma}_N^k, \quad (13)$$

and similarly for $\gamma_{0,p}$ and γ_r . In particular, we generalize the definition of Σ from (11) as follows:

$$\begin{aligned} \Sigma^k &:= \{\gamma_n^k, \gamma_{0,p}^k, \gamma_r^k\}, \quad \text{for } k = 1, \dots, N_f, \\ \Sigma &:= \{\sigma \in \Sigma^k : k = 1, \dots, N_f\}. \end{aligned} \quad (14)$$

Let $\tilde{\mathbf{n}}^k$ be the unitary outward normal of \tilde{F}_p^k , and to ease the notation, let us write $\mathbf{n}^k := \mathbf{n}_{F^k}$ the unitary outward normal of F^k , for all $k = 1, \dots, N_f$. Let us also write \tilde{F}_p^k the domain extension of the positive component F_p^k of feature F^k and

$$G_p^k := \tilde{F}_p^k \setminus \overline{F_p^k}. \quad (15)$$

As in the single feature case, note that G_p^k can be seen as a negative feature of F_p^k whose simplified geometry is \tilde{F}_p^k . To simplify the following exposition and even if this hypothesis could easily be removed, let us make the following assumption.

Assumption 2.8 $\tilde{F}_p^k \cap \tilde{F}_p^\ell = \emptyset$ for all $k, \ell = 1, \dots, N_f$ such that $k \neq \ell$, and $\tilde{F}_p \cap \Omega_\star = \emptyset$ with $\tilde{F}_p := \bigcup_{k=1}^{N_f} \tilde{F}_p^k$.

Then define $\tilde{\Omega} := \text{int}(\overline{\Omega_\star} \cup \overline{\tilde{F}_p})$. Moreover, let $\tilde{\mathcal{Q}}^k$ be a FE mesh defined on \tilde{F}_p^k for all $k = 1, \dots, N_f$, and let

$$\mathcal{Q} := \mathcal{Q}_0 \cup \tilde{\mathcal{Q}} \quad \text{with} \quad \tilde{\mathcal{Q}} := \bigcup_{k=1}^{N_f} \tilde{\mathcal{Q}}^k. \quad (16)$$

In this multi-feature setting, the FE spaces $V^h(\Omega_0)$ and $V^h(\tilde{F}_p^k)$ respectively built from \mathcal{Q}_0 and $\tilde{\mathcal{Q}}^k$, need to satisfy Assumption 2.3 for each $k = 1, \dots, N_f$.

Moreover, we first solve the Galerkin formulation of the defeatured problem (5) in Ω_0 to obtain u_0^h . Then, for each feature F^k whose positive component is non-empty, we solve the Galerkin formulation of the extension problem (8) in \tilde{F}_p^k to obtain $\tilde{u}_0^{k,h} \in V^h(\tilde{F}_p^k) \cap H_{u_0^h, \gamma_{0,p}^k}^1(\tilde{F}_p^k)$. To reduce the notation in the multi-feature context, we will write

$$u_k^h \equiv \tilde{u}_0^{k,h}. \quad (17)$$

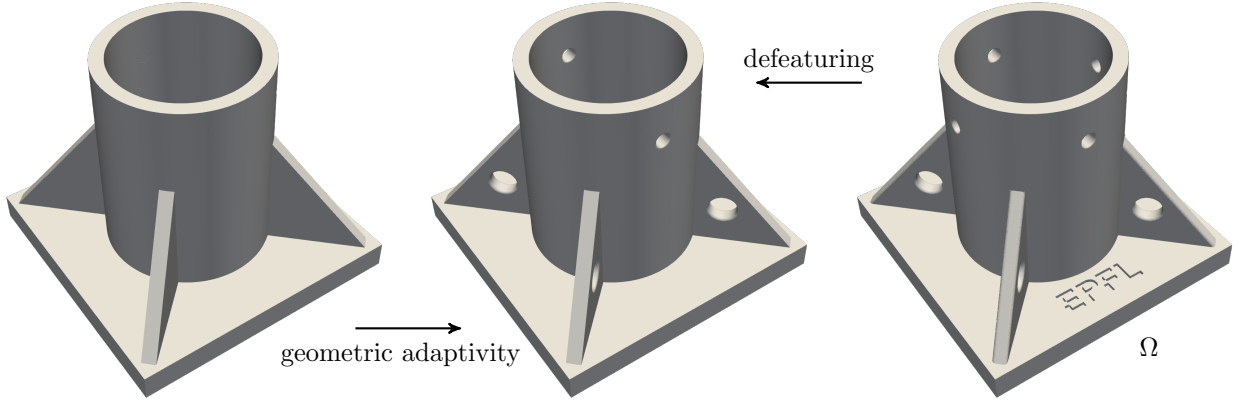


Figure 2: Illustration of defeaturing and geometric adaptivity.

Note that these extensions u_k^h can be computed separately (and in parallel) for each feature F^k . Finally, the discrete extended defeatured solution u_d^h is defined as:

$$u_d^h = u_0^h|_{\Omega_\star} \text{ in } \Omega_\star = \Omega \setminus \overline{F_p} \quad \text{and} \quad u_d^h = u_k^h|_{F_p^k} \text{ in } F_p^k \text{ for } k = 1, \dots, N_f, \quad (18)$$

and the discrete defeaturing error (or overall error) is defined as $\|\nabla(u - u_d^h)\|_{0,\Omega}$.

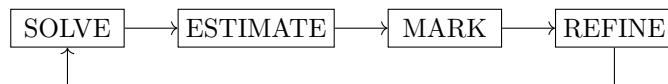
3 Adaptive analysis-aware defeaturing strategy

In this section, we aim at defining an adaptive analysis-aware defeaturing method for the Poisson problem defined in Section 2, in a geometry Ω containing $N_f \geq 1$ distinct complex features. In particular, starting from a very coarse mesh \mathcal{Q} and from a fully defeatured geometry Ω_0 , we want to precisely define a strategy that determines:

- when and where the mesh \mathcal{Q} needs to be refined (standard h -refinement, or numerical adaptivity),
- when and which geometrical features that have been removed by defeaturing need to be reinserted in the geometrical model (geometric adaptivity, see also [54]).

Note that the word *defeating* may be misleading when thinking of an adaptive strategy: the geometry Ω_0 on which the problem is actually solved is (partially) defeatured, but the adaptive algorithm chooses which features need to be *added* to be able to solve the differential problem up to a given accuracy. This is illustrated in Figure 2.

Closely following the framework of adaptive finite elements [61] for elliptic PDEs, we recall the four main building blocks of adaptivity, composing one iteration of the iterative process:



In the following, we elaborate on each of these blocks in the context of analysis-aware defeaturing, letting $i \in \mathbb{N}$ be the current iteration index. In particular, in Section 3.2, we propose an *a posteriori* estimator of

the discrete defeaturing error $\|\nabla(u - u_d^h)\|_{0,\Omega}$. Its reliability will be proven in Section 5 in the context of IGA with THB-splines under reasonable assumptions.

To begin the adaptive process, let $\Omega_0^{(0)}$ be the fully defeatured geometry defined as in (12), i.e., the domain in which all features of Ω are removed. Since some features will be reinserted during the adaptive process, we denote $\Omega_0^{(i)}$ the simplified geometry at the i -th iteration, and in general, we use the super index (i) to refer to objects at the same iteration. However, to alleviate the notation, we will drop the super index when it is clear from the context. In particular, we will often write $\Omega_0 \equiv \Omega_0^{(i)}$.

3.1 Solve

Using suitable FE spaces, we first solve the Galerkin formulation of problem (5) defined in the (partially) defeatured geometry Ω_0 . Then, we solve the Galerkin formulation of the local extension problem (8) for each feature having a non-empty positive component. We thus obtain the discrete defeatured solution $u_d^h \equiv u_d^{h,(i)}$ defined in (18), as an approximation of the exact solution u of (1) at iteration i .

3.2 Estimate

In order to define the proposed *a posteriori* estimator $\mathcal{E}(u_d^h)$ of the discrete defeaturing error $\|\nabla(u - u_d^h)\|_{0,\Omega}$, let us first introduce some further notation. In the following and by abuse of notation, we use u_d^h instead of u_0^h or u_k^h for some $k = 1, \dots, N_f$ where $N_f \equiv N_f^{(i)}$, whenever the context is clear. For each $\sigma \in \Sigma$, let d_σ be the continuous defeaturing error term, and let d_σ^h be its discrete counterpart. That is, for all $k = 1, \dots, N_f$ and all $\sigma \in \Sigma^k$,

$$d_\sigma := \begin{cases} g + \frac{\partial u_d}{\partial \mathbf{n}^k} & \text{if } \sigma = \gamma_n^k \\ g - \frac{\partial u_d}{\partial \mathbf{n}^k} & \text{if } \sigma = \gamma_r^k \\ -g_0 - \frac{\partial u_d}{\partial \mathbf{n}^k} & \text{if } \sigma = \gamma_{0,p}^k. \end{cases} \quad \text{and} \quad d_\sigma^h := \begin{cases} g + \frac{\partial u_d^h}{\partial \mathbf{n}^k} & \text{if } \sigma = \gamma_n^k \\ g - \frac{\partial u_d^h}{\partial \mathbf{n}^k} & \text{if } \sigma = \gamma_r^k \\ -g_0 - \frac{\partial u_d^h}{\partial \mathbf{n}^k} & \text{if } \sigma = \gamma_{0,p}^k. \end{cases} \quad (19)$$

Remark 3.1 In the problem statement of Section 2.1, we have considered $g_D \in H^{\frac{3}{2}}(\Gamma_D)$, $g \in H^{\frac{1}{2}}(\Gamma_N)$ and $f \in L^2(\Omega)$, which is a higher regularity than what is required for Poisson's problem to be well defined. This is justified by the fact that we need the quantities in (19) to be in $L^2(\sigma)$ to define the defeaturing error estimator from [53].

Remark 3.2 Note that for all $\sigma \in \Sigma$, the average value of d_σ over σ is a computable quantity as it is independent of (the unknown function) u_d . Indeed, using the single feature notation for simplicity, recalling the definition of G_p from (6) and as already observed in [53, Remark 5.3],

$$\begin{aligned} \overline{d_{\gamma_n}} &= \frac{1}{|\gamma_n|} \left(\int_{\gamma_n} g \, ds - \int_{\gamma_{0,n}} g_0 \, ds - \int_{F_n} f \, dx \right), \\ \overline{d_{\gamma_r}} &= \frac{1}{|\gamma_r|} \left(\int_{\gamma_r} g \, ds - \int_{\tilde{\gamma}} \tilde{g} \, ds - \int_{G_p} f \, dx \right), \\ \overline{d_{\gamma_{0,p}}} &= \frac{1}{|\gamma_{0,p}|} \left(\int_{\gamma_{0,p}} g_0 \, ds - \int_{\gamma_p} g \, ds - \int_{F_p} f \, dx \right). \end{aligned} \quad (20)$$

That is, for all $\sigma \in \Sigma$, $\overline{d_\sigma^\sigma}$ accounts for and only depends on the choice of defeaturing data, namely, the Neumann boundary data g_0 on γ_0 and \tilde{g} on $\tilde{\gamma}$, and the right hand side extension f in F_n and in G_p . In other words, these quantities evaluate the (lack of) conservation of the continuous solution flux going through F_n , G_p and F_p . Note that one cannot always choose the data so that these quantities equal to zero: f could be

the gravity force for instance so that in practice, one usually naturally extends the data of the exact problem to the defeatured problem. This is also done to avoid some local meshing of the defeatured geometry to implement specific right hand side or boundary conditions.

If we define $\eta \in \mathbb{R}$, $\eta > 0$ as the unique solution of $\eta = -\log(\eta)$, then for all $\sigma \in \Sigma$, let

$$c_\sigma := \begin{cases} \max(-\log(|\sigma|), \eta)^{\frac{1}{2}} & \text{if } n = 2 \\ 1 & \text{if } n = 3. \end{cases} \quad (21)$$

We can now define the total error estimator as follows:

$$\mathcal{E}(u_d^h) = \left[\alpha_D^2 \mathcal{E}_D(u_d^h)^2 + \alpha_N^2 \mathcal{E}_N(u_d^h)^2 \right]^{\frac{1}{2}}, \quad (22)$$

where $\alpha_D > 0$ and $\alpha_N > 0$ are parameters to be tuned,

$$\mathcal{E}_D(u_d^h)^2 := \sum_{\sigma \in \Sigma} |\sigma|^{\frac{1}{n-1}} \left\| d_\sigma^h - \overline{d_\sigma^\sigma} \right\|_{0,\sigma}^2 + \mathcal{E}_C^2$$

accounts for the defeaturing error as in [53], with

$$\mathcal{E}_C^2 := \sum_{\sigma \in \Sigma} c_\sigma^2 |\sigma|^{\frac{n}{n-1}} \left| \overline{d_\sigma^\sigma} \right|^2$$

that accounts for the data compatibility conditions (see Remark 3.2), and $\mathcal{E}_N(u_d^h)$ accounts for the numerical error that depends on the chosen FE method. More precisely,

$$\mathcal{E}_N(u_d^h)^2 := \mathcal{E}_N^0(u_0^h)^2 + \sum_{k=1}^{N_f} \mathcal{E}_N^k(u_k^h)^2,$$

where $\mathcal{E}_N^0(u_0^h)$ is the estimator for the numerical error of u_0^h in Ω_0 corresponding to the discretized problem (5), and for all $k = 1, \dots, N_f$, $\mathcal{E}_N^k(u_k^h)$ is the estimator for the numerical error of u_k^h in \tilde{F}_p^k corresponding to the discretized problem (8).

Remark 3.3 • The numerical error contribution $\mathcal{E}_N(u_d^h)$ to the estimator is computed on the same meshes used for the discretization, in Ω_0 and in \tilde{F}_p . Instead, the defeaturing error contribution $\mathcal{E}_D(u_d^h)$ to the estimator considers boundary integrals which are not necessarily union of edges or faces of the mesh, i.e., the pieces of boundaries $\sigma \in \Sigma$ are in general not fitted by the mesh.

- If $u_d = u$ or in other words, without defeaturing error, the proposed estimator corresponds to the standard numerical residual error estimator between u_0 and u_0^h in Ω_0 , and between u_k and u_k^h in \tilde{F}_p^k for all $k = 1, \dots, N_f$, that is, $\mathcal{E}(u_d^h) = \mathcal{E}_N(u_d^h)$. In this case, the proposed adaptive strategy coincides with what can be found in the standard adaptive FE literature, see e.g. [62].
- If $u_0^h \equiv u_0$ in Ω_0 and $u_k \equiv u_k^h$ in \tilde{F}_p^k for all $k = 1, \dots, N_f$, i.e., without numerical error, then $\mathcal{E}_N(u_d^h) = 0$, and thus we recover the defeaturing error estimator introduced in [53] and generalized in [54] to geometries with multiple features.
- Under the exact data compatibility condition $\overline{d_\sigma^\sigma} = 0$ for all $\sigma \in \Sigma$ (see (20)), the term \mathcal{E}_C vanishes. If \mathcal{E}_C is large with respect to the other terms of $\mathcal{E}(u_d^h)$, the defeaturing data should be chosen more carefully, i.e., the Neumann boundary data g_0 on γ_0 , \tilde{g} on $\tilde{\gamma}$, and the right hand side extension f in F_n and in each G_p^k , $k = 1, \dots, N_f$.
- The exact expression of $\mathcal{E}_N(u_d^h)$ depends on the chosen FE method. The details are given in Sections 5 and 6 for the special case in which the numerical method of choice is IGA.

- Optimal values for the parameters α_N and α_D in (22) require the (potentially heuristic) knowledge of the relative value of the efficiency indices corresponding to the estimator $\mathcal{E}_N(u_d^h)$ of the numerical error, and to the estimator $\mathcal{E}_D(u_d)$ of the defeaturing error. Based on various numerical experiments (see also Section 7), a good rule of thumb when choosing the estimator \mathcal{E}_N as the residual estimator consists in taking $\alpha_N = 1$ and $\alpha_D = 4$.

The discrete defeaturing error estimator $\mathcal{E}(u_d^h)$ introduced in (22) can easily be decomposed into local contributions. Indeed, $\mathcal{E}_D(u_d^h)$ (and \mathcal{E}_C) can readily be decomposed into single feature contributions as follows:

$$\begin{aligned} \mathcal{E}_C^2 &= \sum_{k=1}^{N_f} (\mathcal{E}_C^k)^2, \quad \text{with} \quad (\mathcal{E}_C^k)^2 := \sum_{\sigma \in \Sigma^k} c_\sigma^2 |\sigma|^{\frac{n}{n-1}} \left| \overline{d_\sigma} \right|^2, \quad k = 1, \dots, N_f, \\ \mathcal{E}_D(u_d^h)^2 &= \sum_{k=1}^{N_f} \mathcal{E}_D^k(u_d^h)^2, \quad \text{with} \quad \mathcal{E}_D^k(u_d^h)^2 := \sum_{\sigma \in \Sigma^k} |\sigma|^{\frac{1}{n-1}} \left\| d_\sigma^h - \overline{d_\sigma} \right\|_{0,\sigma}^2 + (\mathcal{E}_C^k)^2, \quad k = 1, \dots, N_f. \end{aligned} \quad (23)$$

Similarly, the numerical error estimator $\mathcal{E}_N(u_d^h)$ can in general be decomposed into single mesh element contributions $\mathcal{E}_N^K(u_d^h)$ for $K \in \mathcal{Q}$, in the form

$$\mathcal{E}_N(u_d^h)^2 = \sum_{K \in \mathcal{Q}} \mathcal{E}_N^K(u_d^h)^2.$$

These local decomposition are necessary to guide the adaptive refinement, both in terms of the mesh and in terms of the geometrical model.

3.3 Mark

Using a maximum strategy and recalling that $N_f \equiv N_f^{(i)}$ at the current iteration i , we select and mark elements $\mathcal{M} \subset \mathcal{Q}$ to be refined, and features

$$\{F^k\}_{k \in I_m} \subset \mathcal{F} \quad \text{with} \quad I_m \subset \{1, \dots, N_f^{(i)}\}$$

to be added to the (partially) defeatured geometry $\Omega_0 \equiv \Omega_0^{(i)}$. That is, after choosing a marking parameter $0 < \theta \leq 1$, the marked elements $K_m \in \mathcal{M}$ and the marked features F^{k_m} for $k_m \in I_m$ verify

$$\alpha_N \mathcal{E}_N^{K_m}(u_d^h) \geq \theta \max \left(\alpha_N \max_{K \in \mathcal{Q}} \mathcal{E}_N^K(u_d^h), \alpha_D \max_{k=1, \dots, N_f} \mathcal{E}_D^k(u_d^h) \right), \quad (24)$$

$$\alpha_D \mathcal{E}_D^{k_m}(u_d^h) \geq \theta \max \left(\alpha_N \max_{K \in \mathcal{Q}} \mathcal{E}_N^K(u_d^h), \alpha_D \max_{k=1, \dots, N_f} \mathcal{E}_D^k(u_d^h) \right). \quad (25)$$

In other words, the set of marked elements and the set of selected features are the ones giving the most substantial contribution to the overall error estimator. The smaller is θ , the more elements and features are selected. Note also that the larger is α_N with respect to α_D in (22), the more importance is given to $\mathcal{E}_N(u_d^h)$ with respect to $\mathcal{E}_D(u_d^h)$, and vice versa.

Remark 3.4 A Dörfler strategy, also called bulk-chasing strategy, could also be used in a similar manner. The maximum marking strategy has been used here for simplicity.

3.4 Refine

On the one hand, based on the set \mathcal{M} of marked elements, the mesh \mathcal{Q} is refined thanks to an h -refinement procedure corresponding to the chosen FE method. During this refinement step, we need to make sure that Assumption 2.3 remains satisfied.

On the other hand, the defeatured geometry $\Omega_0^{(i)}$ is refined, meaning that the marked features $\{F^k\}_{k \in I_m}$ are inserted in the geometrical model. That is, the new partially defeatured geometrical model $\Omega_0^{(i+1)}$ at the next iteration is built as follows:

$$\Omega_0^{(i+\frac{1}{2})} = \Omega_0^{(i)} \setminus \overline{\bigcup_{k \in I_m} F_n^k}, \quad (26)$$

$$\Omega_0^{(i+1)} = \text{int} \left(\overline{\Omega_0^{(i+\frac{1}{2})}} \cup \overline{\bigcup_{k \in I_m} F_p^k} \right). \quad (27)$$

And thus in particular,

$$\begin{aligned} F_n^{(i+1)} &:= F_n^{(i)} \setminus \overline{\bigcup_{k \in I_m} F_n^k}, & F_p^{(i+1)} &:= F_p^{(i)} \setminus \overline{\bigcup_{k \in I_m} F_p^k}, \\ \tilde{F}_p^{(i+1)} &:= \tilde{F}_p^{(i)} \setminus \overline{\bigcup_{k \in I_m} \tilde{F}_p^k}, & \Omega_\star^{(i+1)} &:= \Omega \setminus \overline{F_p^{(i+1)}}, \end{aligned}$$

and as in definition (12),

$$\Omega_0^{(i+1)} = \text{int} \left(\overline{\Omega_\star^{(i+1)}} \cup \overline{F_n^{(i+1)}} \right).$$

Note that in some iterations, it may happen that either the mesh or the geometry are refined, but not both.

Once the mesh and the defeatured geometry have been refined, the modules SOLVE and ESTIMATE respectively presented in Section 3.1 and Section 3.2 can be called again. To do so, we update Ω_0 to be $\Omega_0^{(i+1)}$, we define $N_f^{(i+1)} := N_f^{(i)} - \#I_m$, we update the set of features \mathcal{F} to be $\mathcal{F} \setminus \{F^k\}_{k \in I_m}$, and we renumber the features from 1 to $N_f^{(i+1)}$. The adaptive loop is continued until a certain given tolerance on the error estimator $\mathcal{E}(u_d^h)$ is reached.

Remark 3.5 One does not want to remesh the geometrical model when features are added to it, as this would cancel the efforts made by standard h -refinement in the previous iterations. Therefore, in order to avoid remeshing when some features are added to the geometrical model, we design here a strategy to be used with mesh-preserving methods such as fictitious domain approaches or immersed methods, for which the computational domain is immersed in a background mesh [18, 63–65]. This refinement step will be made clearer in the particular context of IGA in Section 6.4.

4 A short review of isogeometric analysis and spline technologies

In this section, we shortly review the IGA method, following [5]. We refer to [2] for more details about the method and its applications. We then quickly review the notion of HB-splines and their extension to THB-splines [25, 66], that allow for local mesh refinement in IGA.

4.1 Standard B-splines

Consider two strictly positive integers, p denoting the degree of the B-spline basis functions, and N denoting their number also called number of degrees of freedom. Then, let $\Xi := \{\xi_i\}_{i=1}^{N+p+1}$ be a knot vector, that is, a non-decreasing sequence of $N+p+1$ real values in the parametric domain $(0, 1)$. Using Cox-de Boor formula [67], it is possible to recursively define the corresponding univariate B-spline basis

$$\hat{\mathcal{B}}_p = \left\{ \hat{B}_{i,p} : (0, 1) \rightarrow \mathbb{R}, i = 1, \dots, N \right\}.$$

Let $k_\xi \in \mathbb{N} \setminus \{0\}$ be the multiplicity of every $\xi \in \Xi$, then $\hat{\mathcal{B}}_p$ is C^{p-k_ξ} -continuous in every $\xi \in \Xi$ and C^∞ -continuous everywhere else. In the following, we will only use open knot vectors as used in standard CAD,

i.e., the first and last knots of Ξ have multiplicity $p + 1$. This leads to an interpolatory B-spline basis at both ends of the parametric domain $(0, 1)$.

Multivariate B-spline basis functions are then easily defined as tensor-products of the previously introduced univariate B-splines. More precisely, let $\mathbf{p} = (p_1, \dots, p_n)$ be a vector of polynomial degrees, let $\mathbf{N} = (N_1, \dots, N_n)$ be a vector of number of degrees of freedom in each space direction, let $\Xi^j := \left\{ \xi_i^j \right\}_{i=1}^{N_j+p_j+1}$ be the knot vector corresponding to the parametric direction j , and let \hat{B}_{i,p_j}^j be the i -th basis function in the j -th direction, $j \in \{1, \dots, n\}$. Then the multivariate B-spline basis of degree \mathbf{p} is given by

$$\hat{\mathcal{B}}_{\mathbf{p}} := \left\{ \hat{B}_{\mathbf{i},\mathbf{p}} : \mathbf{i} \in \mathbf{I} \text{ and } \hat{B}_{\mathbf{i},\mathbf{p}} := \prod_{j=1}^n \hat{B}_{i_j,p_j}^j : (0, 1)^n \rightarrow \mathbb{R} \right\},$$

where $\mathbf{i} = (i_1, \dots, i_n)$ is a multi-index denoting a position in the tensor-product structure, and \mathbf{I} is the set of such indices.

For $j = 1, \dots, n$, let us consider the set $Z^j \subset \Xi^j$ of non-repeated knots in the j -th direction, written $Z^j := \left\{ \zeta_1^j, \dots, \zeta_{M_j}^j \right\}$ with $M_j \in \mathbb{N} \setminus \{0, 1\}$. The values of Z^j are called breakpoints, and they form a rectangular grid in the parametric domain $(0, 1)^n$,

$$\hat{\mathcal{Q}} := \left\{ \hat{K}_{\mathbf{m}} := \prod_{j=1}^n \left(\zeta_{m_j}^j, \zeta_{m_j+1}^j \right) : \mathbf{m} = \{m_1, \dots, m_n\}, 1 \leq m_j \leq M_j - 1 \text{ for } j = 1, \dots, n \right\}.$$

$\hat{\mathcal{Q}}$ is called parametric Bézier mesh, and each $\hat{K}_{\mathbf{m}}$ is a parametric element. Finally, the support extension of a parametric element $\hat{K}_{\mathbf{m}} \in \hat{\mathcal{Q}}$ is defined as

$$S_{\text{ext}}(\hat{K}_{\mathbf{m}}) := \prod_{j=1}^n S_{\text{ext}}\left(\zeta_{m_j}^j, \zeta_{m_j+1}^j\right), \quad (28)$$

where if i is the index verifying $p_j + 1 \leq i \leq N_j$ and such that we can uniquely rewrite the interval $\left(\zeta_{m_j}^j, \zeta_{m_j+1}^j\right) = \left(\xi_i^j, \xi_{i+1}^j\right)$, then

$$S_{\text{ext}}\left(\zeta_{m_j}^j, \zeta_{m_j+1}^j\right) := \left(\xi_{i-p_j}^j, \xi_{i+p_j+1}^j\right).$$

For simplicity, we restrict ourselves to B-splines, but it is possible to generalize the previously introduced concepts to non-uniform B-splines (NURBS). We refer the interested reader to [2] and [68].

4.2 Hierarchical B-splines

The tensor-product structure of the multivariate basis functions introduced in the previous section does not allow for local refinement. To overcome this limitation, one of the most successful extensions is given by HB-splines [25] and their truncated extension [27], that we briefly review in this section.

Let $\hat{D} = (0, 1)^n$ and $L \in \mathbb{N}$, and consider a sequence $\hat{\mathcal{B}}^0, \hat{\mathcal{B}}^1, \dots, \hat{\mathcal{B}}^L$ of B-spline bases defined on \hat{D} such that

$$\text{span} \left\{ \hat{\mathcal{B}}^0 \right\} \subset \text{span} \left\{ \hat{\mathcal{B}}^1 \right\} \subset \dots \subset \text{span} \left\{ \hat{\mathcal{B}}^L \right\}. \quad (29)$$

Moreover, let $\hat{\mathcal{Q}}^\ell$ be the mesh corresponding to $\hat{\mathcal{B}}^\ell$, for all $\ell = 0, \dots, L$. Then, let $\hat{\mathcal{D}}^L = \left\{ \hat{D}^0, \hat{D}^1, \dots, \hat{D}^L \right\}$ be a hierarchy of nested sub-domains of \hat{D} of depth L , that is, such that

$$\hat{D} =: \hat{D}^0 \supseteq \hat{D}^1 \supseteq \dots \supseteq \hat{D}^L := \emptyset,$$

and assume that \hat{D}^ℓ is a union of lower level elements, i.e.,

$$\hat{D}^\ell = \text{int} \left(\bigcup_{\hat{K} \in \hat{\mathcal{K}}^{\ell-1}} \overline{\hat{K}} \right), \quad \hat{\mathcal{K}}^{\ell-1} \subset \hat{\mathcal{Q}}^{\ell-1}, \quad \forall \ell = 1, \dots, L.$$

We are now able to recursively define the HB-spline basis $\hat{\mathcal{H}} = \hat{\mathcal{H}}(\hat{D}^L)$ as follows:

$$\begin{cases} \hat{\mathcal{H}}^0 := \hat{\mathcal{B}}^0; \\ \hat{\mathcal{H}}^{\ell+1} := \hat{\mathcal{H}}_\ell^{\ell+1} \cup \hat{\mathcal{H}}_{\ell+1}^{\ell+1}, \quad \ell = 0, \dots, L-2; \\ \hat{\mathcal{H}} := \hat{\mathcal{H}}^{L-1}, \end{cases} \quad (30)$$

where for all $\ell = 0, \dots, L-1$,

$$\hat{\mathcal{H}}_\ell^{\ell+1} := \left\{ \hat{B} \in \hat{\mathcal{H}}^\ell : \text{supp}(\hat{B}) \not\subset \hat{D}^{\ell+1} \right\}, \quad \hat{\mathcal{H}}_{\ell+1}^{\ell+1} := \left\{ \hat{B} \in \hat{\mathcal{B}}^{\ell+1} : \text{supp}(\hat{B}) \subset \hat{D}^{\ell+1} \right\}, \quad (31)$$

and as usual for HB-splines, the supports are considered to be open. In other words, HB-spline basis functions of level ℓ are the B-splines of level ℓ whose support is only constituted of elements of level equal or higher than ℓ , and of at least one element of level ℓ .

Furthermore, the parametric hierarchical mesh associated to the hierarchy \hat{D}^L is defined as the union of the active elements of each level, that is,

$$\hat{\mathcal{Q}} := \bigcup_{\ell=0}^L \hat{\mathcal{Q}}_\ell^L, \quad \text{with} \quad \hat{\mathcal{Q}}_A^\ell := \left\{ \hat{K} \in \hat{\mathcal{Q}}^\ell : \hat{K} \subseteq \hat{D}^\ell, \hat{K} \not\subseteq \hat{D}^{\ell+1} \right\}. \quad (32)$$

For all $\hat{K} \in \hat{\mathcal{Q}}$ such that $\hat{K} \in \hat{\mathcal{Q}}^\ell$ for some $\ell = 0, \dots, L$, we write $\text{lev}(\hat{K}) = \ell$, and we call ℓ the level of \hat{K} .

4.3 Truncated hierarchical B-splines

Thanks to the nested property (29) of B-spline spaces forming a hierarchical space, for all $\ell = 1, \dots, L$, it is possible to write $\hat{B} \in \hat{\mathcal{B}}^{\ell-1}$ with respect to the B-spline basis functions of level ℓ as follows:

$$\hat{B} = \sum_{\hat{B}_i^\ell \in \hat{\mathcal{B}}^\ell} c_i \hat{B}_i^\ell.$$

Then, let us define the truncation operator trunc^ℓ with respect to level ℓ as

$$\text{trunc}^\ell \hat{B} := \sum_{\hat{B}_i^\ell \in \hat{\mathcal{B}}^\ell \setminus \hat{\mathcal{H}}_\ell^\ell} c_i \hat{B}_i^\ell, \quad \forall \hat{B} \in \hat{\mathcal{B}}^{\ell-1},$$

where $\hat{\mathcal{H}}_\ell^\ell$ is defined in (31). Note that $\text{trunc}^L \hat{B} = \hat{B}$ for all $\hat{B} \in \hat{\mathcal{B}}^{L-1}$. If we recursively apply this truncation operator to the HB-splines of $\hat{\mathcal{H}}$ from (30), we obtain a different basis, the THB-spline basis, spanning the same space as $\hat{\mathcal{H}}$ while extending its range of interesting properties: in particular, THB-spline basis functions have reduced support and satisfy the partition of unity property (see [29] for instance). More precisely, the THB-spline basis is defined by

$$\hat{\mathcal{T}} := \left\{ \text{trunc}^L \left(\dots \left(\text{trunc}^{\ell+1} \hat{B} \right) \dots \right) : \hat{B} \in \hat{\mathcal{B}}^\ell \cap \hat{\mathcal{H}}, \ell = 0, \dots, L-1 \right\}.$$

Moreover, recall definition (28) of a parametric element support extension, and let us extend it to the hierarchical context. The multilevel support extension of a parametric element $\hat{K} \in \hat{\mathcal{Q}}^\ell$ with respect to level k , with $0 \leq k \leq \ell \leq L$, is defined as follows:

$$S_{\text{ext}}(\hat{K}, k) := S_{\text{ext}}(\hat{K}'), \quad \text{with } \hat{K}' \in \hat{\mathcal{Q}}^k \text{ and } \hat{K} \subseteq \hat{K}'.$$

We are now able to define the notion of \mathcal{T} -admissibility for the hierarchical mesh $\hat{\mathcal{Q}}$ defined in (32), following [22] and [29]. To do so, let us consider the auxiliary domains $\hat{\omega}^0 := \hat{D}^0 = \hat{D}$, and for $\ell = 1, \dots, L$,

$$\hat{\omega}^\ell := \bigcup \left\{ \overline{\hat{K}} : \hat{K} \in \hat{\mathcal{Q}}^\ell, S_{\text{ext}}(\hat{K}, \ell) \subseteq \hat{D}^\ell \right\}.$$

In other words, domains $\hat{\omega}^\ell$ are the regions of \hat{D}^ℓ where all the active basis functions of level $\ell - 1$ truncated with respect to level ℓ equal to zero. With these notions in hand, let us introduce the following definition.

Definition 4.1 The mesh $\hat{\mathcal{Q}}$ is said to be \mathcal{T} -admissible of class $\mu \in \{2, \dots, L - 1\}$ if

$$\hat{D}^\ell \subseteq \hat{\omega}^{\ell-\mu+1} \quad \text{for } \ell = \mu, \mu + 1, \dots, L - 1.$$

From [29, Proposition 9], this implies that the THB-spline basis functions in $\hat{\mathcal{T}}$ which take nonzero values over any element $\hat{K} \in \hat{\mathcal{Q}}$ belong to at most μ successive levels.

4.4 Isogeometric analysis: physical domain, mesh and discrete space

In Sections 4.1–4.3, B-splines and their hierarchical variants have only been introduced in the parametric domain $\hat{D} := (0, 1)^n$. More general spline domains D can then be defined as linear combination of the (truncated hierarchical) B-spline basis functions $\hat{B}_{\mathbf{i}, \mathbf{p}}$ with some control points $\{\mathbf{P}_{\mathbf{i}}\}_{\mathbf{i} \in \mathbf{I}} \subset \mathbb{R}^n$ of the physical domain. That is, D is the image of a mapping $\mathbf{F} : \hat{D} \rightarrow \mathbb{R}^n$ defined by $\mathbf{F}(\boldsymbol{\xi}) = \sum_{\mathbf{i} \in \mathbf{I}} \hat{B}_{\mathbf{i}, \mathbf{p}}(\boldsymbol{\xi}) \mathbf{P}_{\mathbf{i}}$ for all $\boldsymbol{\xi} \in \hat{D}$.

If D is a (TH)B-spline geometry determined by (the refinement of) a mapping $\mathbf{F} : \hat{D} \rightarrow D$, we define the physical hierarchical mesh $\mathcal{Q}(D)$ corresponding to $\hat{\mathcal{Q}}$ as

$$\mathcal{Q}(D) := \left\{ K := \mathbf{F}(\hat{K}) : \hat{K} \in \hat{\mathcal{Q}} \right\}, \quad (33)$$

on which the following classical assumption is made (see e.g., [5]).

Assumption 4.2 The isogeometric mapping $\mathbf{F} : \hat{D} \rightarrow D$ is bi-Lipschitz, $\mathbf{F}|_{\overline{\hat{K}}} \in C^\infty(\overline{\hat{K}})$ for every $\hat{K} \in \hat{\mathcal{Q}}$, and $\mathbf{F}^{-1}|_{\overline{K}} \in C^\infty(\overline{K})$ for every $K \in \mathcal{Q}(D)$.

All definitions that were previously introduced in the parametric domain \hat{D} are readily transferred to the physical domain D , thanks to the isogeometric mapping \mathbf{F} . In particular, Definition 4.1 is extended to the physical mesh $\mathcal{Q}(D)$ as follows.

Definition 4.3 The mesh $\mathcal{Q}(D)$ defined by (33) is said to be \mathcal{T} -admissible of class $\mu \in \{2, \dots, L - 1\}$ if the underlying parametric mesh $\hat{\mathcal{Q}}$ is \mathcal{T} -admissible of class μ .

Finally, the isogeometric paradigm consists in using the same basis functions for the description of the computational domain and for the finite dimensional space on which one seeks the Galerkin solution of a PDE. That is, the numerical solution of a PDE defined in the THB-spline domain D , image of the isogeometric mapping \mathbf{F} , is sought in the finite dimensional space $V^h(D) := \text{span}\{\mathcal{T}(D)\}$, where

$$\mathcal{T}(D) := \left\{ B := \hat{B} \circ \mathbf{F}^{-1} : \hat{B} \in \hat{\mathcal{T}} \right\}. \quad (34)$$

In the remaining part of this work, we consider the previously introduced THB-splines basis functions, while noting that everything could equivalently be done with their non-truncated counterpart instead.

5 Reliability of the discrete defeaturing error estimator

In this section, we analyze the *a posteriori* discrete defeaturing error estimator $\mathcal{E}(u_d^h)$ introduced in (22) on a given (fixed) defeatured geometrical model Ω_0 , from which $N_f \geq 1$ features are missing.

We first make the complete analysis in the special case of IGA with THB-splines. For simplicity in the analysis, and even if it is not strictly needed, we assume that the considered (TH)B-splines are at least C^1 -continuous. The general case could be treated in a similar way following the classical theory of the standard adaptive FE method. In the last part of this section, we then discuss into details how to adapt the proof to demonstrate the reliability of the error estimator if a standard C^0 -FE method is used instead of IGA.

To define the component $\mathcal{E}_N(u_d^h)$ estimating the numerical error in the IGA context, we first introduce the interior residuals r and the boundary residuals j as follows:

$$r := \begin{cases} f + \Delta u_0^h & \text{in } \Omega_0 \\ f + \Delta u_k^h & \text{in } \tilde{F}_p^k, \forall k = 1, \dots, N_f, \end{cases} \quad \text{and} \quad j := \begin{cases} g - \frac{\partial u_d^h}{\partial \mathbf{n}} & \text{on } \Gamma_N \setminus (\gamma_n \cup \gamma_r) \\ g_0 - \frac{\partial u_0^h}{\partial \mathbf{n}_0} & \text{on } \gamma_0 \\ \tilde{g} - \frac{\partial u_k^h}{\partial \tilde{\mathbf{n}}^k} & \text{on } \tilde{\gamma}^k, \forall k = 1, \dots, N_f. \end{cases} \quad (35)$$

Furthermore, recalling definitions (10) of Γ_N^0 and $\tilde{\Gamma}_N$, let \mathcal{E}_0 be the set of edges (if $n = 2$) or faces (if $n = 3$) of \mathcal{Q}_0 that are part of Γ_N^0 , let $\tilde{\mathcal{E}}^k$ be the set of edges or faces of $\tilde{\mathcal{Q}}^k$ that are part of $\tilde{\Gamma}_N^k$ for all $k = 1, \dots, N_f$, and let

$$\mathcal{E} := \mathcal{E}_0 \cup \tilde{\mathcal{E}}, \quad \tilde{\mathcal{E}} := \bigcup_{k=1}^{N_f} \tilde{\mathcal{E}}^k. \quad (36)$$

In the sequel, edges are called faces even when $n = 2$. For all $K \in \mathcal{Q}$, we denote $h_K := \text{diam}(K)$ and $h := \max_{K \in \mathcal{Q}} h_K$, and we denote $h_E := \text{diam}(E)$ for all $E \in \mathcal{E}$. Then, assuming that the mesh \mathcal{Q} fits the boundary of the simplified domain Ω_0 , the numerical error estimator is given by

$$\mathcal{E}_N(u_d^h)^2 := \sum_{K \in \mathcal{Q}} h_K^2 \|r\|_{0,K}^2 + \sum_{E \in \mathcal{E}} h_E \|j\|_{0,E}^2. \quad (37)$$

Moreover, if we let $\mathcal{E}_K := \{E \in \mathcal{E} : E \subset \partial K\}$ for all $K \in \mathcal{Q}$, then the corresponding local contribution is

$$\mathcal{E}_N^K(u_d^h)^2 := h_K^2 \|r\|_{0,K}^2 + \sum_{E \in \mathcal{E}_K} h_E \|j\|_{0,E}^2, \quad \forall K \in \mathcal{Q}. \quad (38)$$

In the following, we show that the proposed overall error estimator $\mathcal{E}(u_d^h)$ is reliable in the case in which the mesh is fitted to the simplified geometry, and under reasonable assumptions. That is, we show that it is an upper bound for the discrete defeatured error between the analytic solution u of the exact problem (2) and the discrete numerical solution u_d^h of the defeatured problem introduced in (18), in the energy norm:

$$\|\nabla(u - u_d^h)\|_{0,\Omega} \lesssim \mathcal{E}(u_d^h), \quad (39)$$

where the hidden constant is independent of the mesh size h , the number L of hierarchical levels of the mesh, the number N_f of features, and their size. We first demonstrate it in the simplest single feature case ($N_f = 1$) in which the only feature F is negative, and then we use this result to derive and prove the reliability of the estimator when F is a generic complex feature. Finally, we generalize this result to multi-feature geometries for which $N_f \geq 1$.

Remark 5.1 Equation (39) states the reliability of the proposed error estimator, but it does not state its efficiency. The main challenge to obtain an efficient estimator relies on the fact that the quantity of interest is the energy norm of the total error in the exact geometry Ω , while the differential problem is discretized in the defeatured geometry Ω_0 and in the simplified positive components of the features \tilde{F}_p . Therefore, to have a reliable estimator of the total error in Ω , one needs to be able to estimate the energy error due the numerical approximation of the problem in the subdomains $\Omega_\star \subset \Omega_0$ and $F_p \subset \tilde{F}_p$. Instead, $\mathcal{E}_N(u_d^h)$ may overestimate the numerical error in Ω as it estimates the numerical error in the energy norm in the whole domain in which the problem is discretized, that is, in Ω_0 and in \tilde{F}_p . This problem is strongly related to goal-oriented error estimation, which however mostly considers linear quantities of interest.

5.1 Isogeometric defeaturing problem setting

Let us assume that the defeatured geometry Ω_0 defined in (12) is a THB-spline domain generated by a THB-spline basis $\mathcal{T}(\Omega_0)$ (see Section 4.3). Let $\mathcal{Q}_0 := \mathcal{Q}(\Omega_0)$ be the hierarchical mesh as defined in (33) on which the basis $\mathcal{T}(\Omega_0)$ is built, and let $V^h(\Omega_0)$ be the finite dimensional subspace of $H^1(\Omega_0)$ defined by

$$V^h(\Omega_0) := \text{span} \{ \mathcal{T}(\Omega_0) \}.$$

Similarly, assume that for all $k = 1, \dots, N_f$, the positive component extension \tilde{F}_p^k of feature F^k is a THB-spline domain generated by a THB-spline basis $\mathcal{T}(\tilde{F}_p^k)$. Let $\tilde{\mathcal{Q}}^k := \mathcal{Q}(\tilde{F}_p^k)$ be the hierarchical mesh as defined in (33) on which the basis $\mathcal{T}(\tilde{F}_p^k)$ is built, and let $V^h(\tilde{F}_p^k)$ be the finite dimensional subspace of $H^1(\tilde{F}_p^k)$ defined by

$$V^h(\tilde{F}_p^k) := \text{span} \{ \mathcal{T}(\tilde{F}_p^k) \}.$$

Note that in this section, we assume that \mathcal{Q}_0 and $\tilde{\mathcal{Q}}^k$ are fitted to the simplified geometries Ω_0 and \tilde{F}_p^k , respectively, and recall the definition of the global mesh from (16):

$$\mathcal{Q} := \mathcal{Q}_0 \cup \tilde{\mathcal{Q}} \quad \text{with} \quad \tilde{\mathcal{Q}} := \bigcup_{k=1}^{N_f} \tilde{\mathcal{Q}}^k.$$

Moreover, let us make the following shape regularity assumption.

Assumption 5.2 For all $k = 1, \dots, N_f$, the meshes \mathcal{Q}_0 and $\tilde{\mathcal{Q}}^k$ are shape regular, that is, for all $K \in \mathcal{Q}_0$ and all $K \in \tilde{\mathcal{Q}}^k$, $\frac{h_K}{\rho_K} \lesssim 1$, where ρ_K denotes the radius of the largest ball inscribed in K .

Under Assumption 5.2, we say that \mathcal{Q} defined in (16) is shape regular, by abuse of terminology. As a consequence of Assumption 5.2, $|K|^{\frac{1}{n}} \simeq h_K \simeq h_E$ for all $K \in \mathcal{Q}$ and all $E \in \mathcal{E}$ with $E \subset \partial K$, where \mathcal{E} is the set of Neumann boundary faces as defined in (36). Moreover, specific to IGA with THB-splines, we also make the following assumption on \mathcal{Q} :

Assumption 5.3 \mathcal{Q} is \mathcal{T} -admissible of class μ for some $\mu \in \mathbb{N}$, $\mu \geq 2$. That is, \mathcal{Q}_0 and $\tilde{\mathcal{Q}}^k$ are \mathcal{T} -admissible of class μ for all $k = 1, \dots, N_f$, according to Definition 4.3.

Finally, we recall that for all $k = 1, \dots, N_f$, the discrete spaces $V^h(\Omega_0)$ and $V^h(\tilde{F}_p^k)$ should have compatible traces on $\gamma_{0,p}^k$, following Assumption 2.3. Then, referring to Sections 2.2 and 2.3 for the notation, we solve the Galerkin formulation of (5) in Ω_0 to obtain the discretized defeatured solution u_0^h , followed by the Galerkin formulation of (8) in \tilde{F}_p^k for all $k = 1, \dots, N_f$ to obtain the discretized defeatured solution extensions u_k^h . This allows us to define u_d^h as in (18), u_d^h being the discrete defeatured solution approximating the exact solution $u \in H_{g_D, \Gamma_D}^1(\Omega)$.

In the subsequent analysis, we denote by

$$V_0^h(\Omega_0) := V^h(\Omega_0) \cap H_{0, \Gamma_D}^1(\Omega_0) \quad \text{and} \quad V_0^h(\tilde{F}_p^k) := V^h(\tilde{F}_p^k) \cap H_{0, \gamma_{0,p}^k}^1(\tilde{F}_p^k),$$

and as previously discussed, we make the following assumption for simplicity.

Assumption 5.4 $V^h(\Omega_0) \subset C^1(\Omega_0)$ and $V^h(\tilde{F}_p^k) \subset C^1(\tilde{F}_p^k)$ for all $k = 1, \dots, N_f$.

Furthermore, as a consequence of Assumption 5.3, it is possible to build Scott-Zhang-type operators

$$\begin{aligned} I_0^h &: H_{0, \Gamma_D}^1(\Omega_0) \rightarrow V_0^h(\Omega_0) \\ \text{and} \quad \tilde{I}_k^h &: H_{0, \gamma_{0,p}^k}^1(\tilde{F}_p^k) \rightarrow V_0^h(\tilde{F}_p^k), \quad \forall k = 1, \dots, N_f, \end{aligned} \tag{40}$$

having the following properties (see [69], [22, Section 6.1.3]): for all $v \in H_{0,\Gamma_D}^1(\Omega_0)$, for all $k = 1, \dots, N_f$ and all $w \in H_{0,\gamma_0^k, \tilde{F}_p^k}^1$,

$$\sum_{K \in \mathcal{Q}_0} h_K^{-2} \|v - I_0^h(v)\|_{0,K}^2 \lesssim \|\nabla v\|_{0,\Omega_0}^2 \quad \text{and} \quad \sum_{K \in \mathcal{Q}_0} \|\nabla I_0^h(v)\|_{0,K}^2 \lesssim \|\nabla v\|_{0,\Omega_0}^2, \quad (41)$$

$$\sum_{K \in \tilde{\mathcal{Q}}^k} h_K^{-2} \|w - \tilde{I}_k^h(w)\|_{0,K}^2 \lesssim \|\nabla w\|_{0,\tilde{F}_p^k}^2 \quad \text{and} \quad \sum_{K \in \tilde{\mathcal{Q}}^k} \|\nabla \tilde{I}_k^h(w)\|_{0,K}^2 \lesssim \|\nabla w\|_{0,\tilde{F}_p^k}^2. \quad (42)$$

Note that the right equations imply that for all $v \in H_{0,\Gamma_D}^1(\Omega_0)$, for all $k = 1, \dots, N_f$ and all $w \in H_{0,\gamma_0^k, \tilde{F}_p^k}^1$,

$$\sum_{K \in \mathcal{Q}_0} \|\nabla(v - I_0^h(v))\|_{0,K}^2 \lesssim \|\nabla v\|_{0,\Omega_0}^2, \quad (43)$$

$$\sum_{K \in \tilde{\mathcal{Q}}^k} \|\nabla(w - \tilde{I}_k^h(w))\|_{0,K}^2 \lesssim \|\nabla w\|_{0,\tilde{F}_p^k}^2. \quad (44)$$

Finally, recalling the definition of the sub-domains Ω^k given by the separability Assumption 2.6, let us make the following assumption on the geometry of the features.

Assumption 5.5 For all $k = 1, \dots, N_f$, let Ω_\star^k , Ω_0^k and $\tilde{\Omega}^k$ be the sub-domains of, respectively, Ω_\star , Ω_0 and $\tilde{\Omega}$, relative to Ω^k . More precisely,

$$\Omega_\star^k := \Omega^k \cap \Omega_\star, \quad \Omega_0^k := \text{int}(\overline{\Omega_\star^k} \cup \overline{F_n^k}) \quad \text{and} \quad \tilde{\Omega}^k := \text{int}(\overline{\Omega^k} \cup \overline{G_p^k}) = \text{int}(\overline{\Omega_\star^k} \cup \overline{\tilde{F}_p^k}). \quad (45)$$

Then for all $k = 1, \dots, N_f$, there exist generalized Stein extension operators

$$E_{\Omega_\star^k \rightarrow \Omega_0^k} : H_{0,\Gamma_D \cap \partial\Omega^k}^1(\Omega_\star^k) \rightarrow H_{0,\Gamma_D \cap \partial\Omega^k}^1(\Omega_0^k), \quad (46)$$

$$E_{\Omega^k \rightarrow \tilde{\Omega}^k} : H_{0,\Gamma_D \cap \partial\Omega^k}^1(\Omega^k) \rightarrow H_{0,\Gamma_D \cap \partial\Omega^k}^1(\tilde{\Omega}^k), \quad (47)$$

$$E_{\Omega_\star^k \rightarrow \tilde{\Omega}^k} : H_{0,\Gamma_D \cap \partial\Omega^k}^1(\Omega_\star^k) \rightarrow H_{0,\Gamma_D \cap \partial\Omega^k}^1(\tilde{\Omega}^k) \quad (48)$$

which are bounded, that is, they satisfy the following properties: for all $w \in H_{0,\Gamma_D \cap \partial\Omega^k}^1(\Omega_\star^k)$ and all $v \in H_{0,\Gamma_D \cap \partial\Omega^k}^1(\Omega^k)$,

$$\|\nabla E_{\Omega_\star^k \rightarrow \Omega_0^k}(w)\|_{0,\Omega_0^k} \lesssim \|\nabla w\|_{0,\Omega_\star^k}, \quad (49)$$

$$\|\nabla E_{\Omega^k \rightarrow \tilde{\Omega}^k}(v)\|_{0,\tilde{\Omega}^k} \lesssim \|\nabla v\|_{0,\Omega^k}, \quad (50)$$

$$\|\nabla E_{\Omega_\star^k \rightarrow \tilde{\Omega}^k}(w)\|_{0,\tilde{\Omega}^k} \lesssim \|\nabla w\|_{0,\Omega_\star^k}. \quad (51)$$

Note that such operators are built for a large class of domains in [70], based on the Stein operator introduced in [71].

5.2 Reliability of the discrete defeaturing error estimator: negative feature

In this section, we analyze the proposed estimator in the case of a single negative feature F of Ω , meaning that $F_p = \emptyset$. Since we concentrate on the single feature case, we drop the upper index k everywhere, and since the feature is negative, $\gamma = \gamma_n$, $\gamma_0 = \gamma_{0,n}$, $\mathcal{Q} = \mathcal{Q}_0$, and $u_d^h = u_0^h|_\Omega$. Let us recall the definitions of the continuous and discrete defeaturing error terms $d_\gamma \in L^2(\gamma)$ and $d_\gamma^h \in L^2(\gamma)$ from (19), and of the interior and boundary residuals $r \in L^2(\Omega_0)$ and $j \in L^2(\Gamma_N^0)$ from (35).

Then in this context, the discrete defeaturing error estimator defined in (22) writes as follows:

$$\mathcal{E}(u_0^h) := \left[\alpha_D^2 \mathcal{E}_D(u_0^h)^2 + \alpha_N^2 \mathcal{E}_N(u_0^h)^2 \right]^{\frac{1}{2}}, \quad (52)$$

where

$$\begin{aligned} \mathcal{E}_D(u_0^h)^2 &:= |\gamma|^{\frac{1}{n-1}} \left\| d_\gamma^h - \overline{d_\gamma^h} \right\|_{0,\gamma}^2 + \mathcal{E}_C^2 \quad \text{with} \quad \mathcal{E}_C^2 := c_\gamma^2 |\gamma|^{\frac{n}{n-1}} \left| \overline{d_\gamma^h} \right|^2, \\ \mathcal{E}_N(u_0^h)^2 &:= \sum_{K \in \mathcal{Q}_0} h_K^2 \|r\|_{0,K}^2 + \sum_{E \in \mathcal{E}_0} h_E \|j\|_{0,E}^2, \end{aligned}$$

and α_D and α_N are parameters to be tuned.

Let us now state and prove the main theorem of this section under the following technical hypothesis.

Assumption 5.6 Let $h_F := \text{diam}(F)$ and $h_F^{\min} := \min \{h_K : K \in \mathcal{Q}_0, K \cap F \neq \emptyset\}$. Then we assume that $h_F \lesssim h_F^{\min}$, that is, F is either smaller or about the same size as the mesh that covers it.

Remark 5.7 This assumption means that asymptotically, the number of elements of \mathcal{Q}_0 intersecting the feature cannot grow indefinitely. In the context of adaptivity with defeaturing, this hypothesis is quite natural. Indeed, if the number of feature elements grows, it means that the error is concentrated in the feature. More precisely, it either means that the defeaturing data f in F and g_0 in γ_0 are badly chosen, or that the feature is important to correctly approximate the exact solution u in Ω . In the first case, \mathcal{E}_C will be large and the defeaturing data needs to be more accurately chosen. In the second case, the feature F will be added by the adaptive algorithm, and thus no refinement will be needed anymore in F . This means that in practice, the algorithm automatically takes care of satisfying Assumption 5.6, c.f. for instance the numerical experiments in Section 7.

Theorem 5.8 *In the framework presented in Section 5.1, let u and u_0^h be the solutions of problem (2) and of the Galerkin formulation of problem (5), respectively, where Ω is a geometry containing one negative feature F . Then under Assumption 5.6, the energy norm of the discrete defeaturing error is bounded in terms of the estimator $\mathcal{E}(u_0^h)$ introduced in (52) as follows:*

$$\|\nabla(u - u_0^h)\|_{0,\Omega} \lesssim \mathcal{E}(u_0^h).$$

Proof. For all $v \in H_{0,\Gamma_D}^1(\Omega)$, let us first use integration by parts in Ω for $u_0^h \in V_0^h(\Omega_0) \subset C^1(\Omega_0)$, i.e.,

$$\int_{\Omega} \nabla u_0^h \cdot \nabla v \, dx = - \int_{\Omega} \Delta u_0^h v \, dx + \int_{\Gamma_N} \frac{\partial u_0^h}{\partial \mathbf{n}} v \, ds. \quad (53)$$

Then, let $e := u - u_0^h$. Using (2) for u and using the notation introduced in (35), we obtain

$$\begin{aligned} \int_{\Omega} \nabla e \cdot \nabla v \, dx &= \int_{\Omega} (f + \Delta u_0^h) v \, dx + \int_{\Gamma_N} \left(g - \frac{\partial u_0^h}{\partial \mathbf{n}} \right) v \, ds \\ &= \int_{\Omega} r v \, dx + \int_{\Gamma_N \setminus \gamma} j v \, ds + \int_{\gamma} d_\gamma^h v \, ds. \end{aligned} \quad (54)$$

The idea is to suitably extend v to Ω_0 to be able to correctly treat the elements and faces that are only partially in Ω . So by choosing $\Omega^1 := \Omega$ as we are treating the single feature case, and since $\Omega_\star = \Omega$ as we are considering the negative feature case, let $v_0 := \mathbf{E}_{\Omega \rightarrow \Omega_0}(v) \in H_{0,\Gamma_D}^1(\Omega_0)$ be the generalized Stein extension of v as defined in (46), and recall that $\Gamma_N^0 := (\Gamma_N \setminus \gamma) \cup \gamma_0$. Then to deal with the elements and faces that are only partially in Ω , and in view of using the Scott-Zhang-type operator properties (41) and (43) in Ω_0 , we add and subtract terms to (54) as follows:

$$\begin{aligned} \int_{\Omega} \nabla e \cdot \nabla v \, dx &= \text{I} + \text{II}, \quad \text{with} \quad \text{I} = \int_{\Omega_0} r v_0 \, dx + \int_{\Gamma_N^0} j v_0 \, ds, \\ &\quad \text{II} = - \int_F r v_0 \, dx - \int_{\gamma_0} j v_0 \, ds + \int_{\gamma} d_\gamma^h v \, ds. \end{aligned} \quad (55)$$

As term I is defined in Ω_0 and since \mathcal{Q}_0 is fitted to Ω_0 , then term I, which accounts for the numerical error, is defined in a union of full elements. Term II accounts for the discrete defeaturing error and the corresponding compatibility condition (see Remark 3.2), and its contributions come from the presence of feature F .

Let us first consider I and treat it using the Scott-Zhang-type operator I_0^h introduced in (41). To do so, let $v_0^h = I_0^h(v_0) \in V_0^h(\Omega_0)$, and by adding and subtracting v_0^h , we can rewrite

$$\text{I} = \int_{\Omega_0} r(v_0 - v_0^h) dx + \int_{\Gamma_N^0} j(v_0 - v_0^h) ds + \int_{\Omega_0} r v_0^h dx + \int_{\Gamma_N^0} j v_0^h ds. \quad (56)$$

Using (5) and the Galerkin formulation of (5), integrating by parts, and since $v_0^h \in V_0^h(\Omega_0)$, then by Galerkin orthogonality,

$$\int_{\Omega_0} r v_0^h dx + \int_{\Gamma_N^0} j v_0^h ds = \int_{\Omega_0} \nabla(u_0 - u_0^h) \cdot \nabla v_0^h = 0. \quad (57)$$

Thus from (57), using Hölder's inequality and the discrete Cauchy-Schwarz inequality, (56) can be estimated as follows:

$$\begin{aligned} \text{I} &= \sum_{K \in \mathcal{Q}_0} \int_K r(v_0 - v_0^h) dx + \sum_{E \in \mathcal{E}_0} \int_E j(v_0 - v_0^h) ds \\ &\leq \sum_{K \in \mathcal{Q}_0} h_K \|r\|_{0,K} h_K^{-1} \|v_0 - v_0^h\|_{0,K} + \sum_{E \in \mathcal{E}_0} h_E^{\frac{1}{2}} \|j\|_{0,E} h_E^{-\frac{1}{2}} \|v_0 - v_0^h\|_{0,E} \\ &\leq \left(\sum_{K \in \mathcal{Q}_0} h_K^2 \|r\|_{0,K}^2 \right)^{\frac{1}{2}} \left(\sum_{K \in \mathcal{Q}_0} h_K^{-2} \|v_0 - v_0^h\|_{0,K}^2 \right)^{\frac{1}{2}} + \left(\sum_{E \in \mathcal{E}_0} h_E \|j\|_{0,E}^2 \right)^{\frac{1}{2}} \left(\sum_{E \in \mathcal{E}_0} h_E^{-1} \|v_0 - v_0^h\|_{0,E}^2 \right)^{\frac{1}{2}}. \end{aligned}$$

Then, using property (41) of the Scott-Zhang-type operator since \mathcal{Q}_0 is \mathcal{T} -admissible, and property (49) of the generalized Stein extension v_0 of v , we get

$$\sum_{K \in \mathcal{Q}_0} h_K^{-2} \|v_0 - v_0^h\|_{0,K}^2 \lesssim \|\nabla v_0\|_{0,\Omega_0}^2 \lesssim \|\nabla v\|_{0,\Omega}^2.$$

Moreover, for every $E \in \mathcal{E}_0$, let $K_E \in \mathcal{Q}_0$ be the element such that $E \subset \partial K_E$, and note that by the shape regularity of \mathcal{Q}_0 , $h_{K_E} \simeq h_E$. Then using the scaled trace inequality of Lemma A.1, properties (41) and (43) of the Scott-Zhang-type operator, and property (49) of the generalized Stein extension v_0 of v , we obtain

$$\sum_{E \in \mathcal{E}_0} h_E^{-1} \|v_0 - v_0^h\|_{0,E}^2 \lesssim \sum_{E \in \mathcal{E}_0} \left(h_{K_E}^{-2} \|v_0 - v_0^h\|_{0,K_E}^2 + \|\nabla(v_0 - v_0^h)\|_{0,K_E}^2 \right) \lesssim \|\nabla v_0\|_{0,\Omega_0}^2 \lesssim \|\nabla v\|_{0,\Omega}^2.$$

Therefore, from the last three inequalities,

$$\text{I} \lesssim \left(\sum_{K \in \mathcal{Q}_0} h_K^2 \|r\|_{0,K}^2 + \sum_{E \in \mathcal{E}_0} h_E \|j\|_{0,E}^2 \right)^{\frac{1}{2}} \|\nabla v\|_{0,\Omega} = \mathcal{E}_N(u_0^h) \|\nabla v\|_{0,\Omega}. \quad (58)$$

Now, let us consider term II of (55). First, note that by integration by parts, for any constant $c \in \mathbb{R}$,

$$\int_F r c dx + \int_{\gamma_0} j c ds + \int_{\gamma} \frac{\partial(u_0 - u_0^h)}{\partial \mathbf{n}_F} c ds = \int_F \nabla(u_0 - u_0^h) \cdot \nabla c dx = 0. \quad (59)$$

Thus, adding (59) to Π with the choice of constant $c = \bar{v}^\gamma$, we obtain

$$\begin{aligned}\Pi &= - \int_F r v_0 \, dx - \int_{\gamma_0} j v_0 \, ds + \int_\gamma d_\gamma^h v \, ds \\ &= - \int_F r (v_0 - \bar{v}^\gamma) \, dx - \int_{\gamma_0} j (v_0 - \bar{v}^\gamma) \, ds + \int_\gamma d_\gamma^h v \, ds + \int_\gamma \frac{\partial (u_0 - u_0^h)}{\partial \mathbf{n}_F} \bar{v}^\gamma \, ds \\ &= -\Pi_1 + \Pi_2,\end{aligned}\tag{60}$$

$$\text{with } \Pi_1 := \int_F r (v_0 - \bar{v}^\gamma) \, dx + \int_{\gamma_0} j (v_0 - \bar{v}^\gamma) \, ds,$$

$$\Pi_2 := \int_\gamma d_\gamma^h v \, ds + \int_\gamma \frac{\partial (u_0 - u_0^h)}{\partial \mathbf{n}_F} \bar{v}^\gamma \, ds.$$

Moreover, recalling the definition of d_γ from (19), we note that

$$d_\gamma^h + \frac{\partial (u_0 - u_0^h)}{\partial \mathbf{n}_F} = d_\gamma.$$

Using this, we can rewrite Π_2 of (60) as

$$\Pi_2 = \int_\gamma d_\gamma^h (v - \bar{v}^\gamma) \, ds + \int_\gamma d_\gamma \bar{v}^\gamma \, ds = \int_\gamma (d_\gamma^h - \bar{d}_\gamma^\gamma) (v - \bar{v}^\gamma) \, ds + \bar{d}_\gamma^\gamma \int_\gamma v \, ds.$$

These terms can be estimated exactly as in [53, Theorem 4.1], that is,

$$\Pi_2 \lesssim \left(|\gamma|^{\frac{1}{n-1}} \left\| d_\gamma^h - \bar{d}_\gamma^\gamma \right\|_{0,\gamma}^2 + c_\gamma^2 |\gamma|^{\frac{n}{n-1}} \left| \bar{d}_\gamma^\gamma \right|^2 \right)^{\frac{1}{2}} \|\nabla v\|_{0,\Omega} = \mathcal{E}_D(u_0^h) \|\nabla v\|_{0,\Omega}.\tag{61}$$

Finally, let us consider term Π_1 of (60). Remark first that $\bar{v}^\gamma = \bar{v}_0^\gamma$ since $v_0 = v$ on γ by definition. Thus,

$$\begin{aligned}\Pi_1 &= \int_F r (v_0 - \bar{v}_0^\gamma) \, dx + \int_{\gamma_0} j (v_0 - \bar{v}_0^\gamma) \, ds \\ &\leq \|r\|_{0,F} \|v_0 - \bar{v}_0^\gamma\|_{0,F} + \|j\|_{0,\gamma_0} \|v_0 - \bar{v}_0^\gamma\|_{0,\gamma_0}.\end{aligned}$$

Furthermore, by Friedrichs' inequality of Lemma A.2, since $\gamma \subset \partial F$ and since $|\partial F| \simeq |\gamma|$,

$$\|v_0 - \bar{v}_0^\gamma\|_{0,F} \lesssim h_F \|\nabla v_0\|_{0,F},$$

and thus by the trace inequality of Lemma A.1,

$$\|v_0 - \bar{v}_0^\gamma\|_{0,\gamma_0} \leq \|v_0 - \bar{v}_0^\gamma\|_{0,\partial F} \lesssim \left(h_F^{-1} \|v_0 - \bar{v}_0^\gamma\|_{0,F}^2 + h_F \|\nabla v_0\|_{0,F}^2 \right)^{\frac{1}{2}} \lesssim h_F^{\frac{1}{2}} \|\nabla v_0\|_{0,F}.$$

Therefore, combining the last three inequalities and using property (49) of the generalized Stein extension v_0 of v , we obtain

$$\Pi_1 \lesssim \left(h_F \|r\|_{0,F} + h_F^{\frac{1}{2}} \|j\|_{0,\gamma_0} \right) \|\nabla v_0\|_{0,F} \lesssim \left(h_F^2 \|r\|_{0,F}^2 + h_F \|j\|_{0,\gamma_0}^2 \right)^{\frac{1}{2}} \|\nabla v\|_{0,\Omega}.\tag{62}$$

From Assumption 5.6, $h_F \lesssim h_F^{\min}$, that is, for all $K \in \mathcal{Q}_0$ such that $K \cap F \neq \emptyset$, $h_F \lesssim h_K$, and thus it holds

$$\Pi_1 \lesssim \mathcal{E}_N(u_0^h) \|\nabla v\|_{0,\Omega}.\tag{63}$$

To conclude, we plug (58), (61) and (63) into (60) and (55), and thus for all $v \in H_{0,\Gamma_D}^1(\Omega)$,

$$\int_\Omega \nabla e \cdot \nabla v \, dx \lesssim \left[\mathcal{E}_D(u_0^h)^2 + \mathcal{E}_N(u_0^h)^2 \right]^{\frac{1}{2}} \|\nabla v\|_{0,\Omega} = \mathcal{E}(u_0^h) \|\nabla v\|_{0,\Omega}.\tag{64}$$

We conclude by choosing $v = e \in H_{0,\Gamma_D}^1(\Omega)$ in (64), and by simplifying $\|\nabla e\|_{0,\Omega}$ on both sides. \square

Remark 5.9 Without Assumption 5.6, i.e., in the case in which the size of the feature is greater than the mesh size on it, $h_F \gg h_F^{\min}$, then the term Π_1 estimated by (62) is sub-optimal as the scaling of F is present in front of the residual terms instead of the mesh size. See also Remark 5.7 for the effect of this Assumption in practice.

Remark 5.10 Note that the estimation of term I in (56) gives an alternative proof to the one of [29, Theorem 11] in the case of mixed boundary conditions.

5.3 Reliability of the discrete defeaturing error estimator: complex feature

In this section, we extend the result of Section 5.2 by proving the reliability of the proposed *a posteriori* estimator of the discrete defeaturing error in a geometry with one complex feature. So let F be the only complex feature of Ω , i.e., a feature containing both a negative component F_n and a positive component F_p , and let us recall the notation introduced in Section 2. In particular, for an illustration of the notation for a geometry with a complex feature, we refer again to Figure 1. Furthermore, we recall that in the single feature framework, \tilde{u}_0^h is the numerical approximation of the Dirichlet extension of the defeatured solution u_0^h in \tilde{F}_p , where \tilde{F}_p is a simple extension of the positive component of the feature (such as its bounding box), see (7). Moreover, recall definition (19) of the continuous and discrete defeaturing error terms $d_\sigma \in L^2(\sigma)$ and $d_\sigma^h \in L^2(\sigma)$ for all $\sigma \in \Sigma := \{\gamma_n, \gamma_{0,p}, \gamma_r\}$, and definition (35) of the interior and boundary residuals of u_0^h , $r \in L^2(\Omega_0)$ and $j \in L^2(\Gamma_N^0)$, and of the interior and boundary residuals of \tilde{u}_0^h , $r \in L^2(\tilde{F}_p)$ and $j \in L^2(\tilde{\Gamma}_N)$.

In this context, recalling definition (18) of u_d^h from u_0^h and \tilde{u}_0^h , then the discrete defeaturing error estimator defined in (22) writes as follows:

$$\mathcal{E}(u_d^h) := \left[\alpha_D^2 \mathcal{E}_D(u_d^h)^2 + \alpha_N^2 \mathcal{E}_N(u_d^h)^2 \right]^{\frac{1}{2}}, \quad (65)$$

where

$$\begin{aligned} \mathcal{E}_D(u_d^h)^2 &:= \sum_{\sigma \in \Sigma} |\sigma|^{\frac{1}{n-1}} \left\| d_\sigma^h - \bar{d}_\sigma^h \right\|_{0,\sigma}^2 + \mathcal{E}_C^2 & \text{with} & \quad \mathcal{E}_C^2 := \sum_{\sigma \in \Sigma} c_\sigma^2 |\sigma|^{\frac{n}{n-1}} \left| \bar{d}_\sigma^\sigma \right|^2, \\ \mathcal{E}_N(u_d^h)^2 &:= \sum_{K \in \mathcal{Q}} h_K^2 \|r\|_{0,K}^2 + \sum_{E \in \mathcal{E}} h_E \|j\|_{0,E}^2, \end{aligned} \quad (66)$$

and α_D and α_N are parameters to be tuned.

Let us now state and prove the main theorem of this section under the following hypothesis, generalizing Assumption 5.6 (see also Remarks 5.7 and 5.9).

Assumption 5.11 For $S \in \{F_n, G_p, \tilde{F}_p\}$, let $h_S := \text{diam}(S)$, let

$$\mathcal{Q}_S = \begin{cases} \mathcal{Q}_0 & \text{if } S = F_n, \\ \tilde{\mathcal{Q}} & \text{otherwise,} \end{cases}$$

and let $h_S^{\min} := \min \{h_K : K \in \mathcal{Q}_S, K \cap S \neq \emptyset\}$. Then we assume that $h_S \lesssim h_S^{\min}$, that is, the feature and its extension are either smaller or about the same size as the mesh that covers them.

As already discussed in the negative feature case, and as suggested by some numerical experiments presented in Section 7, we will see that this assumption can be removed in practice.

Theorem 5.12 *In the framework presented in Section 5.1, let u be the weak solution of problem (2), and let u_d^h be the discrete defeatured solution defined in (18), where Ω is a geometry containing one complex feature F . Then under Assumption 5.11, the energy norm of the discrete defeaturing error is bounded in terms of the estimator $\mathcal{E}(u_d^h)$ introduced in (65) as follows:*

$$\|\nabla(u - u_d^h)\|_{0,\Omega} \lesssim \mathcal{E}(u_d^h).$$

Proof. Let $e := u - u_d^h$. We are looking for an equation for the error similar to (54). To do so, let us consider the exact problem (1) restricted to Ω_\star with the natural Neumann boundary condition on $\gamma_{0,p}$, that is, the restriction $u|_{\Omega_\star} \in H_{g_D, \Gamma_D}^1(\Omega_\star)$ is the weak solution of

$$\begin{cases} -\Delta(u|_{\Omega_\star}) = f & \text{in } \Omega_\star \\ u|_{\Omega_\star} = g_D & \text{on } \Gamma_D \\ \frac{\partial(u|_{\Omega_\star})}{\partial \mathbf{n}} = g & \text{on } \Gamma_N \setminus \gamma_p \\ \frac{\partial(u|_{\Omega_\star})}{\partial \mathbf{n}_0} = \frac{\partial u}{\partial \mathbf{n}_0} & \text{on } \gamma_{0,p}. \end{cases} \quad (67)$$

By abuse of notation, we omit the explicit restriction of u to Ω_\star . Then, for all $v_n \in H_{0, \Gamma_D}^1(\Omega_\star)$,

$$\int_{\Omega_\star} \nabla u \cdot \nabla v_n \, dx = \int_{\Omega_\star} f v_n \, dx + \int_{\Gamma_N \setminus \gamma_p} g v_n \, ds + \int_{\gamma_{0,p}} \frac{\partial u}{\partial \mathbf{n}_0} v_n \, ds. \quad (68)$$

Since the error $e = u - u_0^h$ in Ω_\star , then if we use (68) for u , integrate u_0^h by parts as in (53), and use the notations in (35), for all $v_n \in H_{0, \Gamma_D}^1(\Omega_\star)$, we get

$$\begin{aligned} \int_{\Omega_\star} \nabla e \cdot \nabla v_n \, dx &= \int_{\Omega_\star} (f + \Delta u_0^h) v_n \, dx + \int_{\Gamma_N \setminus \gamma_p} \left(g - \frac{\partial u_0^h}{\partial \mathbf{n}} \right) v_n \, ds + \int_{\gamma_{0,p}} \frac{\partial (u - u_0^h)}{\partial \mathbf{n}_0} v_n \, ds \\ &= \int_{\Omega_\star} r v_n \, dx + \int_{\Gamma_N \setminus \gamma} j v_n \, ds + \int_{\gamma_n} d_{\gamma_n}^h v_n \, ds + \int_{\gamma_{0,p}} \frac{\partial (u - u_0^h)}{\partial \mathbf{n}_0} v_n \, ds. \end{aligned} \quad (69)$$

Moreover, in a similar fashion as in (67), consider the solution of (1), which verifies

$$\int_{F_p} \nabla u \cdot \nabla v_p \, dx = \int_{F_p} f v_p \, dx + \int_{\gamma_p} g v_p \, ds + \int_{\gamma_{0,p}} \frac{\partial u}{\partial \mathbf{n}_F} v_p \, ds, \quad \forall v_p \in H^1(F_p). \quad (70)$$

Recall that $\partial F_p = \overline{\gamma_p} \cup \overline{\gamma_{0,p}}$ and $\gamma_p = \text{int}(\overline{\gamma_s} \cup \overline{\gamma_r})$, where γ_s is the part of γ_p that is shared with $\partial \tilde{F}_p$ while γ_r is the remaining part of γ_p , see Figure 1. Moreover, since $\mathbf{n}_0 = -\mathbf{n}_F$ on $\gamma_{0,p}$ and since the error $e = u - \tilde{u}_0^h$ in F_p , then if we use (70) for u , and if we integrate \tilde{u}_0^h by parts, for all $v_p \in H^1(F_p)$,

$$\begin{aligned} \int_{F_p} \nabla e \cdot \nabla v_p \, dx &= \int_{F_p} (f + \Delta \tilde{u}_0^h) v_p \, dx + \int_{\gamma_p} \left(g - \frac{\partial \tilde{u}_0^h}{\partial \mathbf{n}} \right) v_p \, ds + \int_{\gamma_{0,p}} \frac{\partial (u - \tilde{u}_0^h)}{\partial \mathbf{n}_F} v_p \, ds \\ &= \int_{F_p} r v_p \, dx + \int_{\gamma_s} j v_p \, ds + \int_{\gamma_r} d_{\gamma_r}^h v_p \, ds + \int_{\gamma_{0,p}} \frac{\partial (u - \tilde{u}_0^h)}{\partial \mathbf{n}_F} v_p \, ds. \end{aligned} \quad (71)$$

Before combining (69) and (71), let us first consider the terms on $\gamma_{0,p}$. That is, since $\mathbf{n}_0 = -\mathbf{n}_F$ on $\gamma_{0,p}$, then for all $v \in H^{\frac{1}{2}}(\gamma_{0,p})$,

$$\begin{aligned} \int_{\gamma_{0,p}} \frac{\partial (u - u_0^h)}{\partial \mathbf{n}_0} v \, ds + \int_{\gamma_{0,p}} \frac{\partial (u - \tilde{u}_0^h)}{\partial \mathbf{n}_F} v \, ds &= \int_{\gamma_{0,p}} \left(g_0 - \frac{\partial u_0^h}{\partial \mathbf{n}_0} \right) v \, ds + \int_{\gamma_{0,p}} \left(-g_0 - \frac{\partial \tilde{u}_0^h}{\partial \mathbf{n}_F} \right) v \, ds \\ &= \int_{\gamma_{0,p}} j v \, ds + \int_{\gamma_{0,p}} d_{\gamma_{0,p}}^h v \, ds. \end{aligned} \quad (72)$$

Therefore, recalling the definition of $\Gamma_N^0 := (\Gamma_N \setminus \gamma) \cup \gamma_0$ where $\gamma_0 = \text{int}(\overline{\gamma_{0,n}} \cup \overline{\gamma_{0,p}})$ and the definition of $\Sigma := \{\gamma_n, \gamma_r, \gamma_{0,p}\}$, let us combine (69) and (71), using (72). That is, for all $v \in H_{0, \Gamma_D}^1(\Omega)$, taking $v_n := v|_{\Omega_\star}$ in (69) and $v_p := v|_{F_p}$ in (71), we obtain the following error equation:

$$\begin{aligned} \int_{\Omega} \nabla e \cdot \nabla v \, dx &= \int_{\Omega_\star} \nabla e \cdot \nabla v \, dx + \int_{F_p} \nabla e \cdot \nabla v \, dx \\ &= \int_{\Omega_\star} r v \, dx + \int_{F_p} r v \, dx + \int_{\Gamma_N^0 \setminus \gamma_{0,n}} j v \, ds + \int_{\gamma_s} j v \, ds + \sum_{\sigma \in \Sigma} \int_{\sigma} d_{\sigma}^h v \, ds. \end{aligned} \quad (73)$$

Let us now fix $v \in H_{0,\Gamma_D}^1(\Omega)$. As for Theorem 5.8, the idea is to suitably extend v to Ω_0 and to \tilde{F}_p in order to correctly treat the elements and faces that are only partially in Ω , and to be able to use Galerkin orthogonality in the simplified domains Ω_0 and \tilde{F}_p . However, Galerkin orthogonality in \tilde{F}_p is only valid for discrete functions that vanish on $\gamma_{0,p}$. Therefore, using the generalized Stein extensions of Assumption 5.5 with $\Omega^1 := \Omega$ as we are considering the single feature case, let

$$v_0 := \mathbf{E}_{\Omega_\star \rightarrow \Omega_0}(v|_{\Omega_\star}) \in H_{0,\Gamma_D}^1(\Omega_0), \quad \tilde{v} := \mathbf{E}_{\Omega \rightarrow \tilde{\Omega}}(v) \in H_{0,\Gamma_D}^1(\tilde{\Omega}),$$

$$\text{and } \tilde{v}_\star := \mathbf{E}_{\Omega_\star \rightarrow \tilde{\Omega}}(v|_{\Omega_\star}) \in H_{0,\Gamma_D}^1(\tilde{\Omega}).$$

In particular, we note that

$$v_0 = v \text{ on } \gamma_n, \quad \tilde{v} = v \text{ on } \gamma_r, \quad \tilde{v} = \tilde{v}_\star = v \text{ on } \gamma_{0,p}. \quad (74)$$

Thus if we define $w := \tilde{v}|_{\tilde{F}_p} - \tilde{v}_\star|_{\tilde{F}_p}$, then from (74), $w \in H_{0,\gamma_{0,p}}^1(\tilde{F}_p)$. Moreover, using properties (49)–(51) of the extension operators, then

$$\|\nabla v_0\|_{0,\Omega_0} \lesssim \|\nabla v\|_{0,\Omega_\star}, \quad \|\nabla \tilde{v}\|_{0,\tilde{\Omega}} \lesssim \|\nabla v\|_{0,\Omega} \quad \text{and} \quad \|\nabla \tilde{v}_\star\|_{0,\tilde{\Omega}} \lesssim \|\nabla v\|_{0,\Omega_\star}. \quad (75)$$

And since $\tilde{F}_p \subset \tilde{\Omega}$ and $\Omega_\star \subset \Omega$, then using (75),

$$\|\nabla w\|_{0,\tilde{F}_p} \lesssim \|\nabla v\|_{0,\Omega}. \quad (76)$$

Consequently, since $v = v_0$ on Ω_\star and $v = \tilde{v}$ on F_p , then (73) can be rewritten as

$$\int_{\Omega} \nabla e \cdot \nabla v \, dx = \int_{\Omega_\star} r v_0 \, dx + \int_{\Gamma_N^0 \setminus \gamma_{0,n}} j v_0 \, ds + \int_{F_p} r \tilde{v} \, dx + \int_{\gamma_s} j \tilde{v} \, ds + \sum_{\sigma \in \Sigma} \int_{\sigma} d_{\sigma}^h v \, ds. \quad (77)$$

Then, similarly to (55) and since $\Omega^\star = \Omega_0 \setminus F_n$ and $F_p = \tilde{F}_p \setminus G_p$, we add and subtract terms to (77), and then we rearrange them, as follows:

$$\begin{aligned} \int_{\Omega} \nabla e \cdot \nabla v \, dx &= \left(\int_{\Omega_0} r v_0 \, dx - \int_{F_n} r v_0 \, dx \right) + \left(\int_{\Gamma_N^0} j v_0 \, ds - \int_{\gamma_{0,n}} j v_0 \, ds \right) \\ &+ \left(\int_{\tilde{F}_p} r \tilde{v} \, dx - \int_{G_p} r \tilde{v} \, ds \right) + \left(- \int_{\tilde{F}_p} r \tilde{v}_\star \, dx + \int_{\tilde{F}_p} r \tilde{v}_\star \, ds \right) \\ &+ \left(\int_{\gamma_s \cup \tilde{\gamma}} j \tilde{v} \, ds - \int_{\tilde{\gamma}} j \tilde{v} \, ds \right) + \left(- \int_{\gamma_s \cup \tilde{\gamma}} j \tilde{v}_\star \, ds + \int_{\gamma_s \cup \tilde{\gamma}} j \tilde{v}_\star \, ds \right) + \sum_{\sigma \in \Sigma} \int_{\sigma} d_{\sigma}^h v \, ds \\ &= \int_{\Omega_0} r v_0 \, dx + \int_{\Gamma_N^0} j v_0 \, ds - \int_{F_n} r v_0 \, dx - \int_{\gamma_{0,n}} j v_0 \, ds \\ &+ \int_{\tilde{F}_p} r (\tilde{v} - \tilde{v}_\star) \, dx - \int_{G_p} r \tilde{v} \, ds + \int_{\tilde{F}_p} r \tilde{v}_\star \, ds \\ &+ \int_{\gamma_s \cup \tilde{\gamma}} j (\tilde{v} - \tilde{v}_\star) \, ds - \int_{\tilde{\gamma}} j \tilde{v} \, ds + \int_{\gamma_s \cup \tilde{\gamma}} j \tilde{v}_\star \, ds + \sum_{\sigma \in \Sigma} \int_{\sigma} d_{\sigma}^h v \, ds. \\ &= \mathbf{I}_0 + \tilde{\mathbf{I}} + \mathbf{II}_n + \tilde{\mathbf{II}}_p + \mathbf{II}_p, \end{aligned} \quad (78)$$

where, recalling that $\tilde{\Gamma}_N := \gamma_s \cup \tilde{\gamma}$ and $w := \tilde{v}|_{\tilde{F}_p} - \tilde{v}_*|_{\tilde{F}_p}$, and by simple rearrangement of the terms,

$$\begin{aligned} I_0 &= \int_{\Omega_0} r v_0 \, dx + \int_{\Gamma_N^0} j v_0 \, ds, \\ \tilde{I} &= \int_{\tilde{F}_p} r w \, dx + \int_{\tilde{\Gamma}_N} j w \, ds, \\ \Pi_n &= - \int_{F_n} r v_0 \, dx - \int_{\gamma_{0,n}} j v_0 \, ds + \int_{\gamma_n} d_{\gamma_n}^h v \, ds, \\ \tilde{\Pi}_p &= - \int_{G_p} r \tilde{v} \, dx - \int_{\tilde{\gamma}} j \tilde{v} \, ds + \int_{\gamma_r} d_{\gamma_r}^h v \, ds, \\ \Pi_p &= \int_{\tilde{F}_p} r \tilde{v}_* \, dx + \int_{\tilde{\Gamma}_N} j \tilde{v}_* \, ds + \int_{\gamma_{0,p}} d_{\gamma_{0,p}}^h v \, ds. \end{aligned}$$

As terms I_0 and \tilde{I} are defined in Ω_0 and \tilde{F}_p , respectively, and since \mathcal{Q}_0 is fitted to Ω_0 and $\tilde{\mathcal{Q}}$ is fitted to \tilde{F}_p , then terms I_0 and \tilde{I} , which account for the numerical error, are defined in unions of full elements. Moreover, terms Π_n , Π_p and $\tilde{\Pi}_p$ account for the discrete defeaturing error and the corresponding compatibility conditions (see Remark 3.2), and their contributions come from the presence of feature F ; more specifically, they come from the presence of the negative component F_n , the positive component F_p , and the extension \tilde{F}_p of the latter.

Term I_0 can be estimated exactly as term I of (55), using the Galerkin orthogonality coming from the Galerkin approximation of (5), properties (41) and (43) of the Scott-Zhang-type operator I_0^h , and property (75) of the generalized Stein extension v_0 of v , leading to

$$I_0 \lesssim \left(\sum_{K \in \mathcal{Q}_0} h_K^2 \|r\|_{0,K}^2 + \sum_{E \in \mathcal{E}_0} h_E \|j\|_{0,E}^2 \right)^{\frac{1}{2}} \|\nabla v\|_{0,\Omega_*}.$$

Since $w \in H_{0,\gamma_{0,p}}^1(\tilde{F}_p)$ from (74), then term \tilde{I} can be estimated in the same manner. That is, let us use the Galerkin orthogonality coming from the Galerkin approximation of (8), properties (42) and (44) of the Scott-Zhang-type operator \tilde{I}^h , and the generalized Stein extension property (76) of w , to obtain the following estimate:

$$\tilde{I} \lesssim \left(\sum_{K \in \tilde{\mathcal{Q}}} h_K^2 \|r\|_{0,K}^2 + \sum_{E \in \tilde{\mathcal{E}}} h_E \|j\|_{0,E}^2 \right)^{\frac{1}{2}} \|\nabla w\|_{0,\tilde{F}_p}.$$

Now, let us consider term Π_n of (78). It can be estimated exactly as term II of (55) using the decomposition given in (60), replacing F , Ω , γ and γ_0 by F_n , Ω_* , γ_n and $\gamma_{0,n}$ respectively. Therefore, using integration by parts in F_n , using [53, Theorem 5.1], Friedrichs' inequality of Lemma A.2, the trace inequality of Lemma A.1, and since $v_0 = v$ on γ_n , we obtain

$$\begin{aligned} \Pi_n &\lesssim \left(|\gamma_n|^{\frac{1}{n-1}} \left\| d_{\gamma_n}^h - \overline{d_{\gamma_n}^h}^{\gamma_n} \right\|_{0,\gamma_n}^2 + c_{\gamma_n}^2 |\gamma_n|^{\frac{n}{n-1}} \left| \overline{d_{\gamma_n}^h}^{\gamma_n} \right|^2 \right)^{\frac{1}{2}} \|\nabla v\|_{0,\Omega_*} \\ &\quad + \left(h_{F_n}^2 \|r\|_{0,F_n}^2 + h_{F_n} \|j\|_{0,\gamma_{0,n}}^2 \right)^{\frac{1}{2}} \|\nabla v\|_{0,\Omega_*}. \end{aligned}$$

After observing that $G_p := \tilde{F}_p \setminus \overline{F_p}$ can be seen as a negative feature of the geometry F_p for which $\tilde{\gamma}$ is the simplified boundary replacing γ_r , and for which $\gamma_{0,p}$ is the Dirichlet boundary, then term $\tilde{\Pi}_p$ can be estimated in the same manner as term Π_n . That is, using integration by parts in G_p , using [53, Theorem 5.1], Friedrichs'

inequality of Lemma A.2, the trace inequality of Lemma A.1, and since $\tilde{v} = v$ on γ_r , we obtain

$$\begin{aligned} \tilde{\Pi}_p &\lesssim \left(|\gamma_r|^{\frac{1}{n-1}} \left\| d_{\gamma_r}^h - \overline{d_{\gamma_r}^h}^{\gamma_r} \right\|_{0,\gamma_r}^2 + c_{\gamma_r}^2 |\gamma_r|^{\frac{n}{n-1}} \left| \overline{d_{\gamma_r}^h}^{\gamma_r} \right|^2 \right)^{\frac{1}{2}} \|\nabla v\|_{0,\Omega} \\ &\quad + \left(h_{G_p}^2 \|r\|_{0,G_p}^2 + h_{G_p} \|j\|_{0,\tilde{\gamma}}^2 \right)^{\frac{1}{2}} \|\nabla v\|_{0,\Omega}. \end{aligned}$$

Finally, since

$$d_{\gamma_{0,p}}^h - \frac{\partial(\tilde{u}_0 - \tilde{u}_0^h)}{\partial \mathbf{n}_F} = d_{\gamma_{0,p}}$$

and since $\tilde{v}_\star = v$ on $\gamma_{0,p}$ from (74), we can again apply the same steps to estimate Π_p . To do so, we replace F , Ω , γ and γ_0 by \tilde{F}_p , Ω_\star , $\gamma_{0,p}$ and $\tilde{\Gamma}_N$, respectively, in the estimation of Π from (60). Therefore, using integration by parts in \tilde{F}_p , using [53, Theorem 5.1], Friedrichs' inequality of Lemma A.2 and the trace inequality of Lemma A.1, we obtain

$$\begin{aligned} \Pi_p &\lesssim \left(|\gamma_{0,p}|^{\frac{1}{n-1}} \left\| d_{\gamma_{0,p}}^h - \overline{d_{\gamma_{0,p}}^h}^{\gamma_{0,p}} \right\|_{0,\gamma_{0,p}}^2 + c_{\gamma_{0,p}}^2 |\gamma_{0,p}|^{\frac{n}{n-1}} \left| \overline{d_{\gamma_{0,p}}^h}^{\gamma_{0,p}} \right|^2 \right)^{\frac{1}{2}} \|\nabla v\|_{0,\Omega_\star} \\ &\quad + \left(h_{\tilde{F}_p}^2 \|r\|_{0,\tilde{F}_p}^2 + h_{\tilde{F}_p} \|j\|_{0,\gamma_{0,p}}^2 \right)^{\frac{1}{2}} \|\nabla v\|_{0,\Omega_\star}. \end{aligned}$$

Consequently, plugging in the last five inequalities into (78), since $\Omega = \text{int}(\overline{\Omega_\star} \cup \overline{F_p})$, using the discrete Cauchy-Schwarz inequality, and recalling the definition of $\mathcal{E}(u_d^h)$ in (65), we get

$$\int_{\Omega} \nabla e \cdot \nabla v \, dx \lesssim \left[\mathcal{E}(u_d^h)^2 + \text{III}^2 \right]^{\frac{1}{2}} \|\nabla v\|_{0,\Omega}, \quad (79)$$

where the terms of I_0 and \tilde{I} contribute to the numerical error part \mathcal{E}_N of the estimator, the first terms in Π_n , $\tilde{\Pi}_p$ and Π_p contribute to the defeaturing error part \mathcal{E}_D (and thus including \mathcal{E}_C) of the estimator, while their last terms are collected in III, which is defined as

$$\text{III}^2 := h_{F_n}^2 \|r\|_{0,F_n}^2 + h_{F_n} \|j\|_{0,\gamma_{0,n}}^2 + h_{G_p}^2 \|r\|_{0,G_p}^2 + h_{G_p} \|j\|_{0,\tilde{\gamma}}^2 + h_{\tilde{F}_p}^2 \|r\|_{0,\tilde{F}_p}^2 + h_{\tilde{F}_p} \|j\|_{0,\gamma_{0,p}}^2.$$

From Assumption 5.11, $h_S \lesssim h_S^{\min}$ for all $S \in \{F_n, G_p, \tilde{F}_p\}$. Thus for all $K \in \mathcal{Q}_0$ such that $K \cap F_n \neq \emptyset$, $h_{F_n} \lesssim h_K$, for all $K \in \tilde{\mathcal{Q}}$ such that $K \cap G_p \neq \emptyset$, $h_{G_p} \lesssim h_K$, and for all $K \in \tilde{\mathcal{Q}}$ such that $K \cap \tilde{F}_p \neq \emptyset$, $h_{\tilde{F}_p} \lesssim h_K$. Consequently, term III from (79) can be rewritten as (63) for the negative feature case, leading to

$$\text{III} \lesssim \mathcal{E}_N(u_d^h). \quad (80)$$

Therefore, combining (79) and (80),

$$\int_{\Omega} \nabla e \cdot \nabla v \, dx \lesssim \left[\mathcal{E}(u_d^h)^2 + \mathcal{E}_N(u_d^h)^2 \right]^{\frac{1}{2}} \|\nabla v\|_{0,\Omega} \simeq \mathcal{E}(u_d^h) \|\nabla v\|_{0,\Omega}. \quad (81)$$

To conclude, we choose $v = e \in H_{0,\Gamma_D}^1(\Omega)$ in (81), and we simplify $\|\nabla e\|_{0,\Omega}$ on both sides. \square

5.4 Reliability of the discrete defeaturing error estimator: multiple features

In this section, we further extend the result of Section 5.3 by proving the reliability of the proposed *a posteriori* estimator of the discrete defeaturing error in a geometry with multiple complex features. So let $\mathcal{F} := \{F^k\}_{k=1}^{N_f}$ be the set of $N_f \geq 1$ complex features of Ω , and let us use the notation introduced in Section 2.3. In particular, recall that in the multiple feature framework, u_k^h is the discrete solution of the Dirichlet extension of the defeatured solution u_0^h in \tilde{F}_p^k for all $k = 1, \dots, N_f$, where \tilde{F}_p^k is a simple extension

of the feature's positive component (such as its bounding box). Moreover, recall definition (16) of the mesh \mathcal{Q} , recall definitions (19) of $d_\sigma \in L^2(\sigma)$ and $d_\sigma^h \in L^2(\sigma)$ for all $\sigma \in \Sigma$, where Σ is defined in (14), and recall definitions (35) of the interior and boundary residuals of u_0^h , $r \in L^2(\Omega_0)$ and $j \in L^2(\Gamma_N^0)$, and of the interior and boundary residuals of u_k^h , $r \in L^2(\tilde{F}_p^k)$ and $j \in L^2(\tilde{\Gamma}_N^k)$ for all $k = 1, \dots, N_f$.

In this context, recalling definition (18) of u_d^h from u_0^h and u_k^h , $k = 1, \dots, N_f$, the discrete defeaturing error estimator defined in (22) writes as follows:

$$\mathcal{E}(u_d^h) := \left[\alpha_D^2 \mathcal{E}_D(u_d^h)^2 + \alpha_N^2 \mathcal{E}_N(u_d^h)^2 \right]^{\frac{1}{2}}, \quad (82)$$

where $\mathcal{E}_D(u_d^h)$ and $\mathcal{E}_N(u_d^h)$ are defined as in (66), and α_D and α_N are parameters to be tuned as in the single feature case.

Let us now state and prove the main theorem of this section, in the case in which every feature in \mathcal{F} verifies Assumption 5.11 (see also Remarks 5.7 and 5.9).

Theorem 5.13 *In the framework presented in Section 5.1, let u be the weak solution of problem (2), and let u_d^h be the discrete defeatured solution defined in (18), where Ω is a geometry containing $N_f \geq 1$ complex features satisfying Assumptions 2.6 and 5.11. Then the energy norm of the discrete defeaturing error is bounded in terms of the estimator $\mathcal{E}(u_d^h)$ introduced in (82) as follows:*

$$\|\nabla(u - u_d^h)\|_{0,\Omega} \lesssim \mathcal{E}(u_d^h). \quad (83)$$

Proof. The proof is very similar to the one of Theorem 5.12. That is, following the same steps and letting $e := u - u_d^h$, we can write for all $v \in H_{0,\Gamma_D}^1(\Omega)$,

$$\int_{\Omega} \nabla e \cdot \nabla v \, dx = I_0 + \sum_{k=1}^{N_f} \left(\tilde{\Gamma}^k + \Pi_n^k + \tilde{\Pi}_p^k + \Pi_p^k \right), \quad (84)$$

where I_0 is defined as in (78), and for all $k = 1, \dots, N_f$, $\tilde{\Gamma}^k$, Π_n^k , $\tilde{\Pi}_p^k$ and Π_p^k are defined as $\tilde{\Gamma}$, Π_n , $\tilde{\Pi}_p$ and Π_p from (78), but for feature F^k . Then, these terms can be estimated as in the proof of Theorem 5.12. In particular, for the hidden constant in (83) to be independent of N_f , we use Assumptions 2.6 and 5.5 and the discrete Cauchy-Schwarz inequality. \square

5.5 Reliability of the error estimator with the standard finite element method

Let us now discuss how the presented proof of the reliability of the discrete defeaturing error estimator can be tailored to the case in which the standard C^0 -continuous FE method is used instead of IGA. The required adaptations are the following ones:

- consider a mesh \mathcal{Q} which is made of triangles/tetrahedra or of quadrilaterals/hexahedra;
- extend the set \mathcal{E} of Neumann edges defined in (36) with \mathcal{E}_{int} , the set of all internal edges of $\tilde{\mathcal{Q}}^k$ for all $k = 1, \dots, N_f$ and all internal edges of \mathcal{Q}_0 ;
- extend as follows the definition (35) of j to \mathcal{E}_{int} : on every $\gamma_e \in \mathcal{E}_{\text{int}}$, $j := \frac{1}{2} \left[\frac{\partial u_d^h}{\partial \mathbf{n}_e} \right]$, where the square brackets denote the jump of the quantity, and \mathbf{n}_e represents the normal vectors to the edge γ_e ;
- consider the same numerical error estimator $\mathcal{E}_N(u_d^h)$ as in (37)–(38), with the previously introduced extended definitions of \mathcal{E} and j . Note that the contributions on the internal edges \mathcal{E}_{int} are analogous to the jump contributions on the interfaces between patches appearing in the multipatch case that will be analyzed in Section 6;

- remove Assumption 5.3 specific to IGA with THB-splines, and assume that the current meshes \mathcal{Q}_0 and $\tilde{\mathcal{Q}}^k$, $k = 1, \dots, N_f$ are obtained from a suitable refinement strategy of initial meshes, for instance the newest vertex bisection algorithm, while preserving the trace compatibility Assumption 2.3.

After these changes, the result of Theorem 5.13 extends to finite elements. In the proof, it is necessary to add the jump contributions j on the internal edges \mathcal{E}_{int} . This step does not require additional conceptual ideas with respect to the proof in the IGA framework.

6 The adaptive strategy on complex spline geometries

In the previous section, we assumed that the considered mesh was fitting the boundary of the simplified domain Ω_0 . In a geometric adaptive setting as presented in Section 3, adding a new feature would require re-meshing the domain in order to satisfy this assumption. To avoid this, the REFINE step presented in Section 3.4 is designed to be used with a mesh-preserving method, which allows to take advantage of the efforts made by standard h -refinement in the previous iterations. In this section, we study how the adaptive analysis-aware defeaturing strategy presented in Section 3 can be performed in the special case of IGA with THB-splines, using trimming and multipatch geometry techniques.

To illustrate this section, let us take the example of an exact geometry Ω that contains at least two complex features (with both a positive and a negative component), and such that at some iteration of the adaptive strategy presented in Section 3, one feature is required to be added to the defeatured geometrical model Ω_0 . Then, the negative component of this feature is added by trimming, while its positive component is added with an extra (possibly trimmed) patch. Therefore, Ω_0 is a trimmed multipatch domain at the next iteration, and the adaptive strategy needs to be precised in this case.

Considering trimmed multipatch domains also considerably extends the range of fully defeatured geometries that one can treat in the presented adaptive IGA defeaturing framework. Indeed, the image of a single isogeometric mapping \mathbf{F} (see Section 4.4), called patch, limits the definition of Ω_0 : it only allows for geometries that are images of the unit square if $n = 2$ or the unit cube if $n = 3$. However, the previously introduced setting can easily be generalized to open connected domains defined by $N_p \geq 1$ trimmed patches, glued together with C^0 -continuity. Consequently, after quickly reviewing trimming and multipatch techniques, we explain in this section the required modifications of the SOLVE and ESTIMATE steps in the case of IGA in trimmed domains, and then we discuss its generalization to trimmed multipatch domains. To finish this section, we provide details of the REFINE step, in the most general context of trimmed multipatch defeatured geometries Ω_0 for which the exact geometry Ω contains multiple features.

6.1 Isogeometric analysis in trimmed domains

Trimmed domains are obtained from a basic Boolean operation between standard domains, and they are nowadays a standard in most commercial CAD software. More precisely, suppose that $D^u \subset \mathbb{R}^n$ is a domain defined as the image of an isogeometric mapping $\mathbf{F} : (0, 1)^n \rightarrow D^u$, generated by a THB-spline basis $\hat{\mathcal{T}}$ and satisfying Assumption 4.2, as in Section 4. Moreover, let $\{\omega_i\}_{i=1}^{N_t}$ be a set of bounded open domains in \mathbb{R}^n that are trimmed (i.e., cut) from D^u to obtain D , the computational domain. That is,

$$D := D^u \setminus \bar{\omega}, \quad \text{with} \quad \omega := \text{int} \left(\bigcup_{i=1}^{N_t} \bar{\omega}_i \right). \quad (85)$$

In this case, we can generalize the isogeometric paradigm introduced in Section 4.4 to trimmed geometries. That is, let $\mathcal{T}(D^u)$ be defined as in (34), and let us consider the basis $\mathcal{T}(D)$ of THB-spline basis functions whose support intersects D , i.e.,

$$\mathcal{T}(D) := \{B \in \mathcal{T}(D^u) : \text{supp}(B) \cap D \neq \emptyset\}.$$

Then, the IGA numerical solution of a PDE defined in a trimmed domain D is sought in the finite dimensional space spanned by the THB-spline basis functions restricted to D , that is,

$$V^h(D) := \text{span} \{B|_D : B \in \mathcal{T}(D)\}. \quad (86)$$

Remark 6.1 In an adaptive mesh refinement framework and from the algorithmic point of view, we need to guarantee that a function $B \in \mathcal{T}(D)$ is deactivated when all the elements in $\text{supp}(B) \cap D$ are refined (see the construction of (T)HB-splines in (30)). To do so, we need to add the so-called ghost elements to the set of elements to refine [31]. That is, when a trimmed element K is marked for refinement (see Section 3.3), all the elements in

$$\{K' \in \mathcal{Q}(D^u) : K' \cap D = \emptyset, \text{lev}(K) = \text{lev}(K') \text{ and } \exists B \in \mathcal{T}(D^u) \text{ such that } K \cup K' \subset \text{supp}(B)\}$$

also need to be marked for refinement. Note that this is only needed for algorithmic reasons, while it does not change the active refined basis determined by the marking strategy.

For more details about isogeometric methods in trimmed domains, the reader is referred to [12, 72].

6.2 Multipatch isogeometric analysis

Multipatch domains are defined as

$$D := \text{int} \left(\bigcup_{j=1}^{N_p} \overline{D^j} \right), \quad (87)$$

with $N_p \geq 1$, where each domain D^j is defined by an isogeometric mapping $\mathbf{F}^j : (0, 1)^n \rightarrow D^j$ satisfying Assumption 4.2. Let us assume that the patches do not overlap in the physical domain, that is, $D^i \cap D^j = \emptyset$ for all $i, j = 1, \dots, N_p$ such that $i \neq j$. In the case of a multipatch isogeometric domain D , we define the corresponding multipatch mesh as

$$\mathcal{Q}(D) := \bigcup_{j=1}^{N_p} \mathcal{Q}(D^j), \quad (88)$$

where each $\mathcal{Q}(D^j)$ is defined as in (33). Moreover, let $\hat{\mathcal{B}}^j$ denote the corresponding B-spline basis associated with each mesh $\mathcal{Q}(D^j)$, $j = 1, \dots, N_p$.

To be able to build a suitable discrete space in a multipatch domain, we require the meshes to be conforming at the interfaces between patches, and we need to impose a C^0 -continuity at those interfaces. To do so, let

$$\Gamma^{i,j} := \partial D^i \cap \partial D^j, \quad \forall i, j = 1, \dots, N_p, i \neq j$$

denote the interfaces between patches, and assume that they satisfy the following assumption.

Assumption 6.2 For all $i, j = 1, \dots, N_p$ such that $i \neq j$,

- $\Gamma^{i,j}$ is either empty, or a vertex, or the image of a full edge or a full face of $(0, 1)^n$ for both parametrizations \mathbf{F}^i and \mathbf{F}^j ;
- for every B-spline basis function $\hat{B}^i \in \hat{\mathcal{B}}^i$ such that $\hat{B}^i \circ (\mathbf{F}^i)^{-1} \neq 0$ on $\Gamma^{i,j}$, there exists a unique B-spline basis function $\hat{B}^j \in \hat{\mathcal{B}}^j$ such that $\hat{B}^i \circ (\mathbf{F}^i)^{-1} = \hat{B}^j \circ (\mathbf{F}^j)^{-1}$ on $\Gamma^{i,j}$;
- the control points associated to the interface functions of adjacent patches coincide.

This assumption allows us to ensure the C^0 -continuity of the discrete functions at the patch interfaces, by associating the corresponding degrees of freedom on each side of the interface. For more details, the reader is referred to [22, Section 3.2.2]. In this case, the IGA numerical solution of a PDE defined in a multipatch domain D is sought in the finite dimensional space

$$V^h(D) := \{v^h \in C^0(D) : v^h|_{D^j} \in \text{span} \{\mathcal{B}^j\}, \forall j = 1, \dots, N_p\},$$

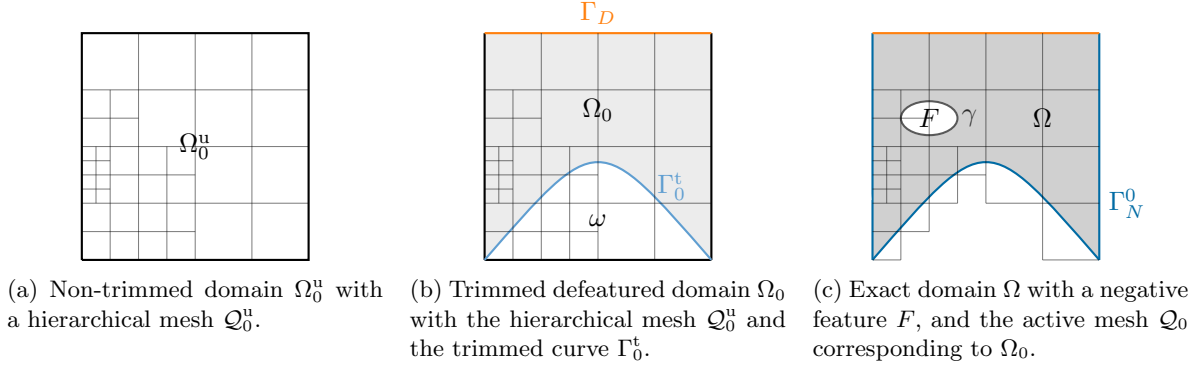


Figure 3: Example of a trimmed defeatured geometry with the corresponding notation.

where for all $j = 1, \dots, N_p$,

$$\mathcal{B}^j := \left\{ B := \hat{B} \circ (\mathbf{F}^j)^{-1} : \hat{B} \in \hat{\mathcal{B}}^j \right\}.$$

Note that C^0 -continuity is imposed here between patches. The construction of spaces with higher continuity is currently a very active area of research, see [9, 73, 74] for instance.

Finally, one can easily generalize to multipatch domains the definition of (T)HB-splines basis functions of Sections 4.2 and 4.3. The corresponding discrete isogeometric spaces defined in Section 4.4 can also easily be generalized to this setting, by considering on each hierarchical level a multi-patch space satisfying Assumption 6.2. For more details, the reader is referred to [75] and [76, Section 3.4].

6.3 Defeating trimmed multipatch domains

In this section, we first discuss the generalization of Section 5 and of the discrete defeaturing error estimator (82) to a single patch trimmed geometry Ω_0 , relying on [30]. The main differences come from the fact that the discrete spline space contains functions whose support are cut by the trimming boundary. In the numerical contribution of the error estimator $\mathcal{E}(u_d^h)$, one therefore needs to adapt the mesh-dependent scaling factors in front of the residuals.

To do so, let us assume that Ω contains $N_f \geq 1$ complex features, and that its corresponding defeatured geometry Ω_0 is a domain trimmed from $\Omega_0^u \subset \mathbb{R}^n$, as illustrated in Figure 3. That is,

$$\Omega_0 := \Omega_0^u \setminus \bar{\omega} \subset \mathbb{R}^n, \quad (89)$$

where ω is a union of bounded open domains in \mathbb{R}^n . For simplicity, assume that Neumann boundary conditions are imposed on the trimmed boundary, i.e.,

$$\Gamma_0^t := \partial\Omega_0 \setminus \overline{\partial\Omega_0^u} \subset \Gamma_N^0. \quad (90)$$

Otherwise, the imposition of Dirichlet boundary conditions on the trimmed boundary must be performed in a weak sense, and it would require stabilization techniques, see e.g., [72].

Moreover, let $\mathcal{Q}_0^u := \mathcal{Q}(\Omega_0^u)$ from (33) be (a refinement of) the hierarchical physical mesh on Ω_0^u , and let \mathcal{E}_0^u be the set of faces E of \mathcal{Q}_0^u such that $|E \cap \Gamma_N^0| > 0$. Furthermore, for all $k = 1, \dots, N_f$, let the positive component extension \tilde{F}_p^k of feature F^k be a standard THB-spline domain as in Section 4, let $\tilde{\mathcal{Q}}^k := \mathcal{Q}(\tilde{F}_p^k)$ be (a refinement of) the hierarchical mesh on \tilde{F}_p^k , and let $\tilde{\mathcal{E}}^k$ be the set of faces of $\tilde{\mathcal{Q}}^k$ that are part of $\tilde{\Gamma}_N^k$ for all $k = 1, \dots, N_f$, as in (36). We suppose that \mathcal{Q}_0^u and $\tilde{\mathcal{Q}}^k$, $k = 1, \dots, N_f$, satisfy Assumptions 5.2 and 5.3. Then we redefine

$$\mathcal{Q} := \mathcal{Q}_{\text{cut}} \cup \mathcal{Q}_{\text{act}} \quad (91)$$

to be the union of the active mesh elements (i.e., the elements intersecting Ω_0 and all \tilde{F}_p^k), where

$$\mathcal{Q}_{\text{cut}} := \{K \in \mathcal{Q}_0^u : K \cap \Omega_0 \neq K, |K \cap \Omega_0| > 0\}$$

is the set of cut (trimmed) elements, and

$$\mathcal{Q}_{\text{act}} := \{K \in \mathcal{Q}_0^u : K \subset \Omega_0\} \cup \tilde{\mathcal{Q}}, \quad \text{with} \quad \tilde{\mathcal{Q}} := \bigcup_{k=1}^{N_f} \tilde{\mathcal{Q}}^k,$$

is the set composed of the other active (non-trimmed) elements in Ω_0 and in all \tilde{F}_p^k . Similarly, let

$$\mathcal{E} := \mathcal{E}_{\text{cut}} \cup \mathcal{E}_{\text{act}},$$

where

$$\begin{aligned} \mathcal{E}_{\text{cut}} &:= \{E \in \mathcal{E}_0^u : E \cap \Gamma_N^0 \neq E\} \\ \text{and} \quad \mathcal{E}_{\text{act}} &:= \{E \in \mathcal{E}_0^u : E \subset \Gamma_N^0\} \cup \tilde{\mathcal{E}} \quad \text{with} \quad \tilde{\mathcal{E}} := \bigcup_{k=1}^{N_f} \tilde{\mathcal{E}}^k. \end{aligned} \quad (92)$$

Finally, for all $K \in \mathcal{Q}$, let

$$\Gamma_K^t := \Gamma_0^t \cap \text{int}(K) \quad \text{and} \quad \Omega_K := \begin{cases} \Omega_0 & \text{if } K \in \mathcal{Q}_0 \\ \tilde{F}_p & \text{if } K \in \tilde{\mathcal{Q}}, \end{cases} \quad (93)$$

and for all $E \in \mathcal{E}$, let

$$\Gamma_N^E := \begin{cases} \Gamma_N^0 & \text{if } E \in \mathcal{E}_0 \\ \tilde{\Gamma}_N & \text{if } E \in \tilde{\mathcal{E}}. \end{cases} \quad (94)$$

In this framework, one can SOLVE the defeaturing problem as presented in Section 3.1. Then, to ESTIMATE the error, the numerical error contribution $\mathcal{E}_N(u_d^h)$ of the discrete defeaturing error estimator $\mathcal{E}(u_d^h)$ defined in (82) needs to be redefined as follows:

$$\mathcal{E}_N(u_d^h)^2 := \sum_{K \in \mathcal{Q}} \delta_K^2 \|r\|_{0,K \cap \Omega_K}^2 + \sum_{E \in \mathcal{E}} \delta_E^2 \|j\|_{0,E \cap \Gamma_N^E}^2 + \sum_{K \in \mathcal{Q}_{\text{cut}}} h_K \|j\|_{0,\Gamma_K^t}^2, \quad (95)$$

where

$$\begin{aligned} \delta_K &:= \begin{cases} h_K & \text{if } K \in \mathcal{Q}_{\text{act}} \\ c_{K \cap \Omega_K} |K \cap \Omega_K|^{\frac{1}{n}} & \text{if } K \in \mathcal{Q}_{\text{cut}}, \end{cases} \\ \text{and} \quad \delta_E &:= \begin{cases} h_E^{\frac{1}{2}} & \text{if } E \in \mathcal{E}_{\text{act}} \\ c_{E \cap \Gamma_N^E} |E \cap \Gamma_N^E|^{\frac{1}{2(n-1)}} & \text{if } E \in \mathcal{E}_{\text{cut}}, \end{cases} \end{aligned} \quad (96)$$

and $c_{K \cap \Omega_K}$ and $c_{E \cap \Gamma_N^E}$ are defined as in (21). The term $\mathcal{E}_D(u_d^h)$ of the estimator (82) remains unchanged.

Then, with the help of the numerical error estimator on trimmed (T)HB-spline geometries from [30], the proof of Theorem 5.13 can straightforwardly be generalized to this framework under the following technical assumption replacing Assumption 5.11:

Assumption 6.3 For $S \in \left\{ F_n^k, G_p^k, \tilde{F}_p^k \right\}_{k=1}^{N_f}$, let $h_S := \text{diam}(S)$, let

$$\mathcal{Q}_S = \begin{cases} \mathcal{Q}_0 & \text{if } S = F_n^k \text{ for some } k = 1, \dots, N_f \\ \tilde{\mathcal{Q}}^k & \text{if } S = G_p^k \text{ or } S = \tilde{F}_p^k \text{ for some } k = 1, \dots, N_f, \end{cases}$$



(a) Domain with a general complex feature.

(b) Domain Ω_* with the simplified extension \tilde{F}_p of the positive component F_p .

Figure 4: Example of domain containing one feature whose simplified positive component \tilde{F}_p cannot be represented by a single patch.

and let

$$\delta_S^{\min} := \min \{ \delta_K : K \in \mathcal{Q}_S, K \cap S \neq \emptyset \}.$$

Assume that $h_S \lesssim \delta_S^{\min}$, that is, each feature is either smaller or about the same size as the trimmed mesh that covers it.

Unfortunately, in the trimmed case, this technical assumption affects the generality of the result since δ_S^{\min} depends on the trimming boundary. As in the non-trimmed case, and as suggested by some numerical experiments presented in Section 7, we will see that this assumption can be removed in practice.

Remark 6.4 The feature extension \tilde{F}_p^k could also be a trimmed domain for some (or all) $k = 1, \dots, N_f$, and this section easily extends to this case. However, since \tilde{F}_p^k is chosen to be a simple domain containing F_p^k , then it is more naturally thought as a non-trimmed domain.

Now, assume that Ω_0 is a trimmed multipatch geometry, for which patches are glued together with C^0 -continuity. Then we need to include the jumps between patches of the normal derivative of u_d^h , in the numerical contribution (95) of the discrete defeaturing error estimator (82). Under Assumption 6.3, and if we assume that the trimmed boundary does not intersect the interfaces between patches, the proof of Theorem 5.13 could easily be adapted to this framework. Indeed, its generalization to trimmed geometries has just been discussed. And if one is able to build a Scott-Zhang type operator as in (40) but on a multipatch domain, then it would be enough to add the normal derivative jump contributions to all terms in (84) (or equivalently in (78)), and the proof of Theorem 5.3 from [30] would readily be extended in the same way. Even if details are not given, the construction of such a Scott-Zhang type operator for (T)HB-splines on multipatch domains is discussed in [22, Section 6.1.5].

Remark 6.5 Not only Ω_0 , but also the feature extension \tilde{F}_p^k could be a (possibly trimmed) multipatch domain for some $k = 1, \dots, N_f$. In fact, since \tilde{F}_p^k is chosen to be a simple domain containing F_p^k , then it is more naturally thought as a single patch domain. But since its definition requires $\gamma_{0,p} \subset \partial \tilde{F}_p^k$ and $F_p^k \subset \tilde{F}_p^k$, then one sometimes has to build it as a multipatch geometry; an example is given in Figure 4.

6.4 Refine by preserving meshes and discrete spaces properties

In this section, we make more precise the REFINE step of the adaptive analysis-aware defeaturing strategy presented in Section 3.4 in the context of IGA on multipatch trimmed geometries. Note that one could equally choose to update the (partially) defeatured geometrical model first and then refine the mesh, or inversely.

At each iteration, we need to make sure that the refined meshes and their corresponding discrete spaces satisfy Assumptions 2.3 and 5.3. That is, for all $k = 1, \dots, N_f$, we need to enforce the compatibility of traces on $\gamma_{0,p}^k$ between $V^h(\Omega_0)$ and $V^h(\tilde{F}_p^k)$, and we need to preserve the class of \mathcal{T} -admissibility of all meshes, \mathcal{Q}_0

and $\tilde{\mathcal{Q}}^k$. To do so, we extend the mesh refinement strategy presented in [29, 77, 78] that ensures the refined mesh to be of the same class of \mathcal{T} -admissibility μ as the original mesh. A similar procedure can also be found in [79, Algorithm 3.7]. For the full details, the interested reader is referred to [80].

Then, if we let $\Omega_0^{(i)}$ be the partially defeatured domain at iteration i of the adaptive procedure, and from the set of marked features $\{F^k\}_{k \in I_m}$, we follow (26) and (27) to build the partially defeatured domain $\Omega_0^{(i+1)}$ at iteration $i + 1$. That is, in the first half step (26), domain $\Omega_0^{(i+\frac{1}{2})}$ is built by trimming as in (85): the negative part of marked features $\bigcup_{k \in I_m} F_n^k$ is trimmed from $\Omega_0^{(i)}$ to obtain $\Omega_0^{(i+\frac{1}{2})}$. Then from definition (15) of G_p^k , for all $k \in I_m$,

$$F_p^k = \tilde{F}_p^k \setminus \overline{G_p^k}.$$

So F_p^k is built by trimming as in (85), that is, G_p^k is trimmed from \tilde{F}_p^k to obtain F_p^k . Finally, in the second half step (27), we glue together the patches of $\Omega_0^{(i+\frac{1}{2})}$ with the patches of F_p^k for all $k \in I_m$ with C^0 -continuity as in (87), and we obtain $\Omega_0^{(i+1)}$.

7 Numerical experiments

In this section, we perform numerical experiments to illustrate the validity of the proposed *a posteriori* discrete defeaturing error estimator (82), generalized to trimmed multipatch domains in Section 6. Thanks to these experiments, we also demonstrate that the adaptive procedure presented in Section 3 and made more precise in the IGA framework in Sections 5 and 6 ensures the convergence of the discrete defeaturing error $\|\nabla(u - u_d^h)\|_{0,\Omega}$. All the numerical experiments presented in this section have been implemented with the help of GeoPDEs [7], an open-source and free Octave/Matlab package for the resolution of PDEs specifically designed for IGA. For the local meshing process required for the integration of trimmed elements, an in-house tool presented in [12] has been used and linked with GeoPDEs. The proposed strategy combining mesh and geometric adaptivity has been implemented on top of the already-existing THB-spline based isogeometric mesh refinement strategy of GeoPDEs. In particular, a specific module has been created for defeaturing, that takes care of the estimation of the contribution $\mathcal{E}_D(u_d^h)$, and of the adaptive construction of partially defeatured geometries using multipatch and trimming techniques.

If not otherwise specified, THB-splines of degree $p = 2$ are used in this section. Moreover, we call N_{dof} the total number of active degrees of freedom of the considered geometrical model Ω_0 . More precisely, N_{dof} accounts for the number of active degrees of freedom in Ω_0 , to which we add the number of active degrees of freedom in \tilde{F}^k for all $k = 1, \dots, N_f$. If at some point, all features are added to the geometrical model, that is, if the geometrical model is the exact geometry Ω , then N_{dof} accounts for the total number of active degrees of freedom in Ω .

7.1 Convergence of the discrete defeaturing error and estimator

With the two numerical experiments presented in this section, we analyze the convergence of the proposed estimator with respect to the mesh size h and with respect to the size of a given feature. We also compare the convergence of the estimator with the convergence of the discrete defeaturing error. The first experiment is performed in a geometry with one negative feature, while the second one is performed in a geometry containing one positive feature. In both experiments of this section, we only consider global mesh refinements without performing the proposed adaptive strategy yet, and we consider $\alpha_D = \alpha_N = 1$.

7.1.1 Negative feature

In this experiment, we consider a geometry with one negative feature. More precisely, for $k = -3, -2, \dots, 6$, let $\varepsilon = \frac{10^{-2}}{2^k}$ and let $\Omega_\varepsilon := \Omega_0 \setminus \overline{F_\varepsilon}$, where Ω_0 is the disc centered at $(0, 0)^T$ of radius 0.5, and F_ε is the disc

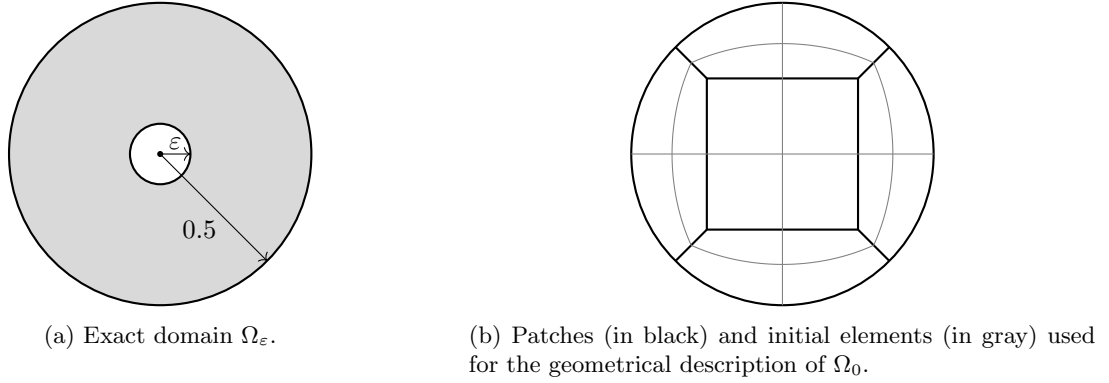


Figure 5: Numerical test 7.1.1 – Exact and defeatured domains used for the convergence analysis.

centered at $(0, 0)^T$ of radius $\varepsilon < 0.5$. The geometry is illustrated in Figure 5a. In other words, Ω_0 is the defeatured geometry obtained from Ω_ε by filling the negative feature F_ε .

We consider Poisson's problem (1) solved in Ω_ε , we take $f \equiv -1$ in Ω_ε , $g_D \equiv 0$ on $\Gamma_D := \partial\Omega_0$, and $g \equiv 0$ on $\Gamma_N = \gamma := \partial F_\varepsilon = \partial\Omega_\varepsilon \setminus \partial\Omega_0$. The exact solution of problem (1) in Ω_ε is given by

$$u(x, y) = \frac{\varepsilon^2}{2} \left[\log\left(\frac{1}{2}\right) - \log\left(\sqrt{x^2 + y^2}\right) \right] + \frac{x^2 + y^2}{4} - \frac{1}{16}.$$

Then, we solve the defeatured Poisson's problem (4) in Ω_0 , where f is extended by -1 in $F_\varepsilon = \Omega_0 \setminus \overline{\Omega_\varepsilon}$. The exact defeatured solution u_0 is given in Ω_0 by

$$u_0(x, y) = \frac{x^2 + y^2}{4} - \frac{1}{16}.$$

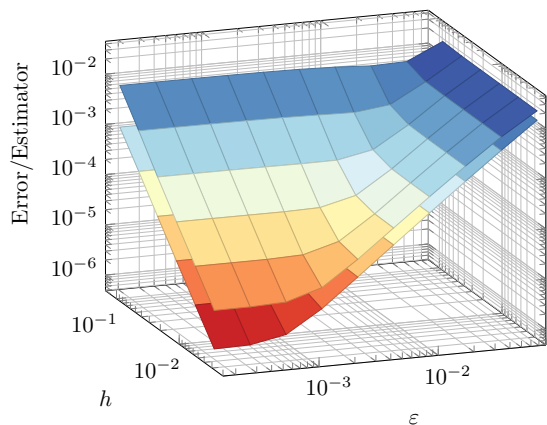
So in particular, the exact defeaturing error, i.e., without discretization error, is given by

$$\|\nabla(u - u_0)\|_{0,\Omega} = \sqrt{\frac{\pi}{2}} \varepsilon^2 \left[\log\left(\frac{1}{2}\right) - \log(\varepsilon) \right]^{\frac{1}{2}} \sim \varepsilon^2 |\log(\varepsilon)|^{\frac{1}{2}}. \quad (97)$$

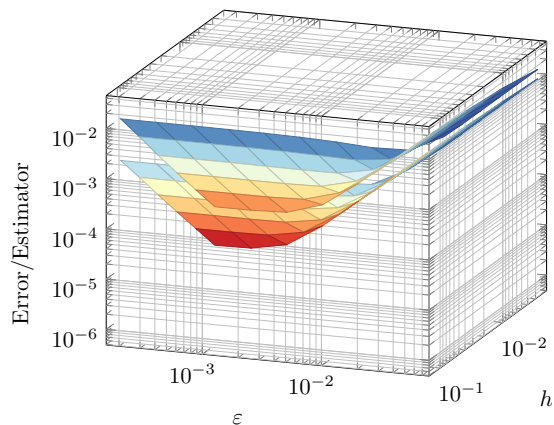
Now, Ω_0 is divided into five conforming patches as illustrated in Figure 5b, and we consider 4^j elements in each patch, for $j = 0, \dots, 5$. Thus in this experiment, $h = \frac{\sqrt{2}}{2^{j+1}}$, and we solve the Galerkin formulation of the defeatured problem (5) using B-spline based IGA. Therefore, we look at the convergence of the discrete defeaturing error and estimator with respect to the size of the mesh, subject to global dyadic refinement, and with respect to the size of the feature ε . Note that we never need to numerically create and mesh the exact geometry Ω_ε . Indeed, we do not perform adaptivity in this experiment, thus Ω_0 remains the geometrical model in which the PDE is solved, and for the computation of the error, the exact solution u is already known.

The results are presented in Figure 6. When ε is fixed and small, the numerical component of the error dominates over its defeaturing component, and thus the overall error converges as $h^p = h^2$, as expected. When ε is fixed and large, the defeaturing error dominates and thus the overall error does not converge with respect to h , and we observe a plateau. Similarly, when h is fixed and small, the numerical component of the error is negligible with respect to the defeaturing component, and thus the overall error converges as $\varepsilon^2 |\log(\varepsilon)|^{\frac{1}{2}}$, also as expected from (97). But when h is fixed and large, the numerical error dominates and thus the overall error does not converge with respect to ε , and we observe a plateau.

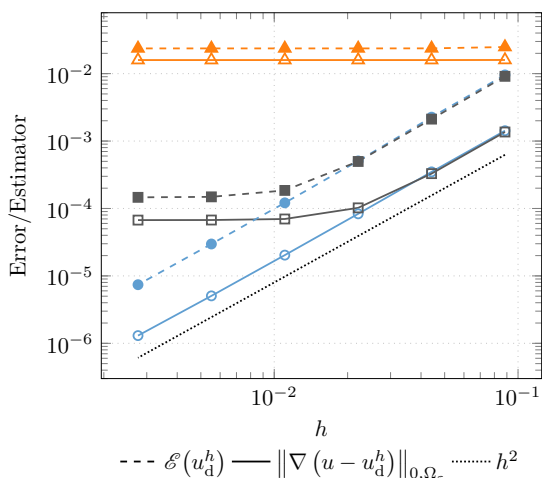
The exact same behavior and convergence rates are observed for the discrete defeaturing error estimator, confirming its reliability proven in Theorem 5.8, and showing also its efficiency. The effectivity index in the numerical-error-dominant regime is larger (around 5.8) than the one in the defeaturing-error-dominant



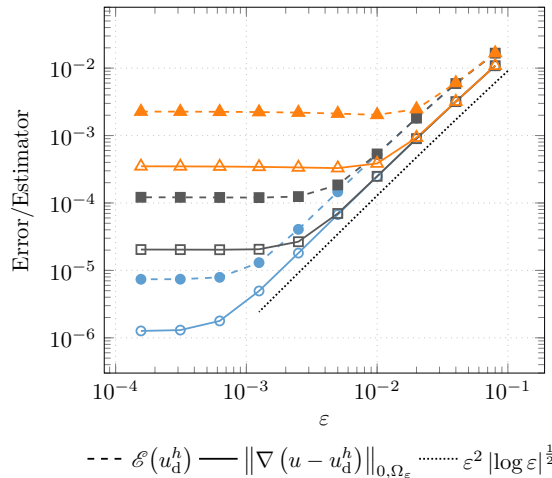
(a) A view on the error (lower surface) and estimator (upper surface).



(b) Another view on the error (lower surface) and estimator (upper surface).



(c) In blue circles, $\varepsilon = 1.5625 \cdot 10^{-4}$; in gray squares, $\varepsilon = 2.5 \cdot 10^{-3}$; in orange triangles, $\varepsilon = 8 \cdot 10^{-2}$.



(d) In blue circles, $h = 2.7621 \cdot 10^{-3}$; in gray squares, $h = 1.1049 \cdot 10^{-2}$; in orange triangles, $h = 4.4194 \cdot 10^{-2}$.

Figure 6: Numerical test 7.1.1 – Convergence of the discrete defeaturing error and estimator with respect to the mesh size h under global h -refinement, and with respect to the feature size ε . In (a) and (b) are two different views on the surface error and on the surface estimator (the first one being below the second one). In (c), convergence with respect to h for three fixed values of ε . In (d), convergence with respect to ε for three fixed values of h .

regime (around 1.5), which is consistent with previous results in the literature (see e.g., [53, 54]). Finally, the change of behavior between the two different regimes happens when $\varepsilon \approx h$, both for the overall error and for the proposed estimator.

7.1.2 Positive feature

In this experiment, we consider a geometry with one positive feature. That is, for $k = -5, -4, \dots, 4$, let $\varepsilon = \frac{10^{-2}}{2^k}$ and let $\Omega_0 := \Omega_\varepsilon \setminus \overline{F_\varepsilon}$, where Ω_0 is an L-shaped domain and F_ε is a fillet of radius ε rounding the corner of the L-shaped domain, as illustrated in Figure 7. Or in other words, Ω_0 is the defeatured geometry obtained from Ω_ε by removing the positive feature F_ε .

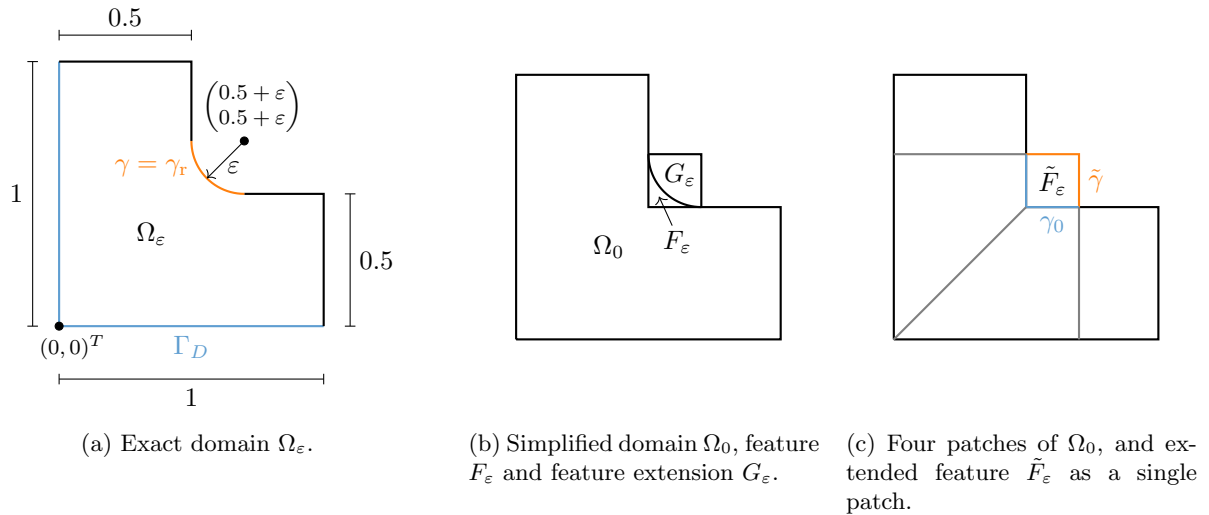


Figure 7: Numerical test 7.1.2 – L-shaped domain with a positive fillet feature and its extension.

We consider Poisson’s problem (1) solved in Ω_ε with

$$\Gamma_D := ((0, 1) \times \{0\}) \cup (\{0\} \times (0, 1))$$

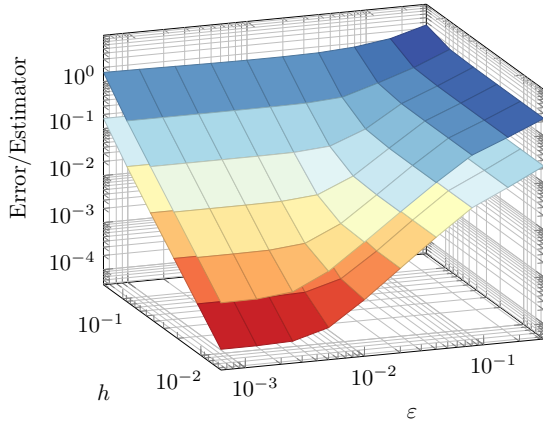
as illustrated in Figure 7, and $\Gamma_N := \partial\Omega_\varepsilon \setminus \overline{\Gamma_D}$. We choose the data f , g and g_D such that the exact solution is given by $u(x, y) = \sin(2\pi x) \sin(2\pi y)$ in Ω_ε . Then, we solve the defeatured Poisson problem (4) in Ω_0 , where g_0 is chosen on γ_0 so that the exact defeatured solution is also given by $u_0(x, y) = \sin(2\pi x) \sin(2\pi y)$ in Ω_0 . That is, we do not introduce any error coming from defeaturing in Ω_0 . However, we solve the extension problem (7) in \tilde{F}_ε , the bounding box of F_ε , choosing $\tilde{g} \equiv 0$ on $\tilde{\gamma}$, and naturally extending f in \tilde{F}_ε . That is, we consider $f(x, y) = 8\pi^2 \sin(2\pi x) \sin(2\pi y)$ in Ω_0 and in \tilde{F}_ε . Therefore, the defeaturing component of the overall error comes from the bad choice of Neumann boundary condition \tilde{g} in $\tilde{\gamma}$, which does not correspond to the exact solution u .

Then, Ω_0 is divided into four conforming patches as illustrated in Figure 7c, while \tilde{F}_ε is a single patch.

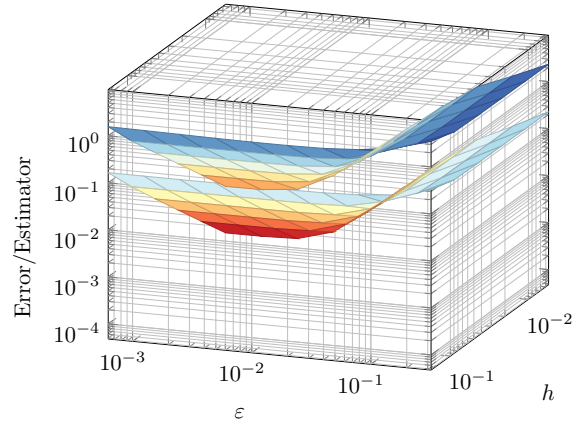
Moreover, we consider 4^j elements in each patch, for $j = 2, \dots, 7$, so that in this experiment, $h = \frac{\sqrt{2}}{2^{j+1}}$. We solve the Galerkin formulation of problems (5) and (8), respectively corresponding to the defeatured and extension problems, using B-spline based IGA. Therefore, we look at the convergence of the discrete defeaturing error and estimator both under global dyadic refinement, and with respect to the size of the feature ε .

The results are presented in Figure 8. As for a negative feature, when ε is fixed and small, the numerical component of the error dominates over its defeaturing component, and thus the overall error converges as $h^p = h^2$, as expected. When ε is fixed and large, the defeaturing component of the error dominates and thus the overall error does not converge with respect to h , and we observe a plateau. Similarly, when h is fixed and small, the numerical error is negligible with respect to the defeaturing component of the error, and thus the overall error converges as $\varepsilon^2 |\log(\varepsilon)|^{\frac{1}{2}}$, also as expected from the previous numerical experiment and from [53]. But again, when h is fixed and large, the numerical error dominates and thus the overall error does not converge with respect to ε , and we observe a plateau.

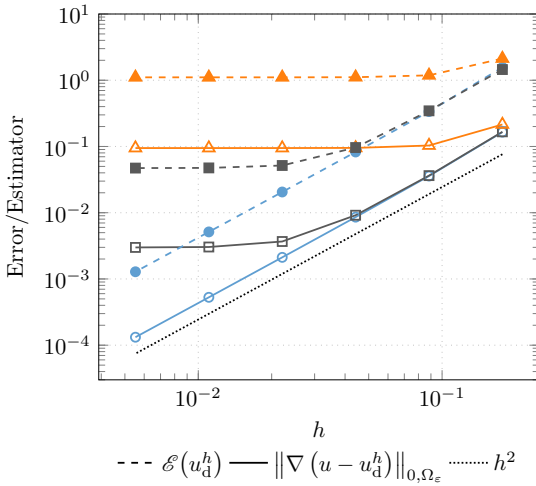
The overall estimator $\mathcal{E}(u_d^h)$ follows the exact same behavior and convergence rates as the error. This numerical test shows that the reliability of the estimator proven in Theorem 5.12 can be extended to non-Lipschitz features such as F_ε , and it also shows the efficiency of the estimator. In this case, the effectivity index in the numerical-error-dominant regime is slightly larger (around 10.7) than the one in the defeaturing-error-dominant regime (around 9.7), which is consistent with previous results in the literature. Indeed, it is observed in [53] that the effectivity index coming from the defeaturing component of the error estimator is



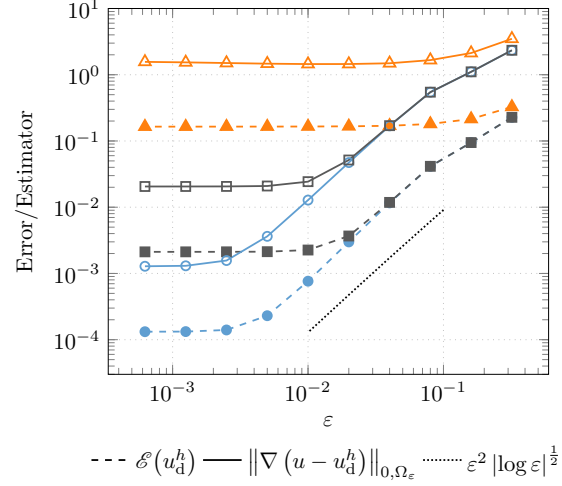
(a) A view on the error (lower surface) and estimator (upper surface).



(b) Another view on the error (lower surface) and estimator (upper surface).



(c) In blue circles, $\varepsilon = 6.25 \cdot 10^{-4}$; in gray squares, $\varepsilon = 2 \cdot 10^{-2}$; in orange triangles, $\varepsilon = 1.6 \cdot 10^{-1}$.



(d) In blue circles, $h = 5.5243 \cdot 10^{-3}$; in gray squares, $h = 2.2097 \cdot 10^{-2}$; in orange triangles, $h = 1.7678 \cdot 10^{-1}$.

Figure 8: Numerical test 7.1.2 – Convergence of the discrete defeaturing error and estimator with respect to the mesh size h under global h -refinement, and with respect to the feature size ε . In (a) and (b) are two different views on the surface error and on the surface estimator (the first one being below the second one). In (c), convergence with respect to h for three fixed values of ε . In (d), convergence with respect to ε for three fixed values of h .

larger in the case of extended positive features, as the extension G_ε of F_ε can itself be seen as a negative feature whose simplified geometry is \tilde{F}_ε .

7.2 Convergence of the adaptive strategy

In the following experiments, we analyze the convergence of the adaptive strategy proposed in Section 3 and specialized to the isogeometric framework. The analysis is first performed in a geometry containing a negative feature, then in a geometry containing a positive feature. Moreover, we compare the proposed strategy with the standard adaptive algorithm which only performs mesh refinement, and which does not consider the defeaturing error contribution. The latter algorithm is indeed widely used nowadays, because of the lack of a sound discrete defeaturing error estimator as the one proposed in this work.

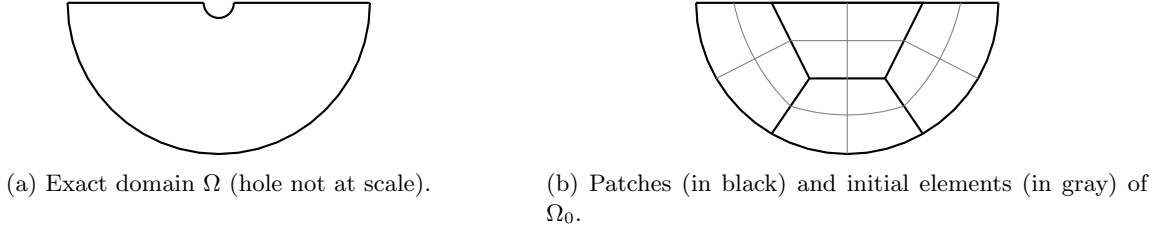


Figure 9: Numerical test 7.2.1 – Exact and initial defeatured domains used for the adaptive strategy analysis.

7.2.1 Negative feature

Let us first consider a half disc with a circular hole, i.e., a geometry containing a negative feature. More precisely, and as illustrated in Figure 9, let

$$\begin{aligned}\Omega_0 &:= \left\{ \mathbf{x} = (x, y)^T \in \mathbb{R}^2 : \|\mathbf{x}\|_{\ell^2} < \frac{1}{2}, y < 0 \right\}, \\ F &:= \left\{ \mathbf{x} = (x, y)^T \in \mathbb{R}^2 : \|\mathbf{x}\|_{\ell^2} < 5 \cdot 10^{-3}, y < 0 \right\}, \\ \Omega &:= \Omega_0 \setminus \overline{F}.\end{aligned}$$

We consider Poisson's problem (1) in Ω , with $f \equiv -1$, $g_D \equiv 0$ on

$$\Gamma_D := \left\{ \mathbf{x} = (x, y)^T \in \mathbb{R}^2 : \|\mathbf{x}\|_{\ell^2} = \frac{1}{2}, y < 0 \right\},$$

and $g \equiv 0$ on $\Gamma_N := \partial\Omega \setminus \overline{\Gamma_D}$. The exact solution of this problem is given by

$$u(x, y) = -\frac{5 \cdot 10^{-5}}{4} \log\left(2\sqrt{x^2 + y^2}\right) + \frac{x^2 + y^2}{4} - \frac{1}{16}, \quad \text{for all } (x, y) \in \Omega.$$

Then, we consider the defeatured problem (4) in Ω_0 , where f is extended by -1 in F , and $g_0 \equiv 0$ on $\gamma_0 = \partial F \setminus \overline{\partial\Omega}$. We solve it using THB-spline based IGA, with Ω_0 being divided into 4 conforming patches, each of which is initially divided into 4 elements, as illustrated in Figure 9b.

We first perform the adaptive strategy of Section 3. Then, we perform the same adaptive strategy but we never add the feature $F =: F^1$ to the geometrical model. This is done by not taking into account the contribution $\mathcal{E}_D(u_d^h) = \mathcal{E}_D^1(u_d^h)$ in the MARK module (see Section 3.3). That is, we only perform standard mesh refinement steps by neglecting the defeaturing error contribution, while still computing the overall error and the proposed estimator. In this experiment, we use $\alpha_N = \alpha_D = 1$, that is, we give the same weight to the contribution of the numerical part of the error estimate as to the one of the defeaturing part of the error estimate. Moreover, we choose the marking parameter $\theta = 0.5$. When performing the REFIN module presented in Section 3.4, we impose the mesh to be \mathcal{T} -admissible of class 2, and the elements are dyadically refined. Moreover, when the feature F is marked for refinement, it is added to the geometrical model by trimming as explained in Section 6. Both adaptive strategies are stopped whenever the number of degrees of freedom exceeds 10^4 .

The results are presented in Figure 10, and the final meshes obtained with each refinement strategy are drawn in Figure 11. As it is to be expected, the C^0 -lines influence the refined mesh as the approximation is more accurate in the central bi-linear patch than in the bi-quadratic patches. The orange curves in Figure 10 correspond to the mesh in Figure 11 (right) and represent the behavior of the total error if the feature is never added. We can see that both the error and estimator present a plateau after the first iterations. This is expected, since after a few iterations in which the numerical component of the total error is reduced, its defeaturing component begins to dominate. Let us now analyze the results obtained with the adaptive strategy of Section 3, represented as blue lines with circles in Figure 10. In this case, the feature is added after the third iteration, and the overall error converges as the inverse of the number of degrees of freedom

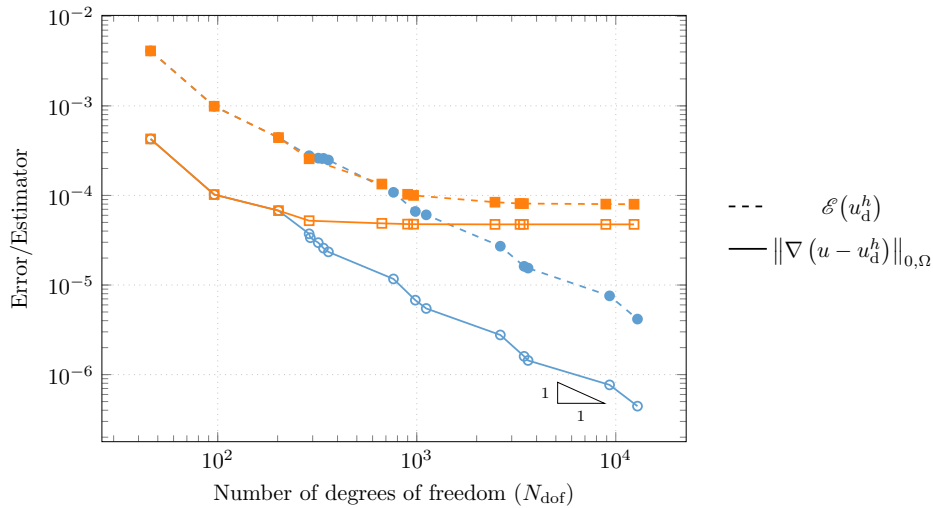



Figure 10: Numerical test 7.2.1 – Convergence of the discrete defeaturing error and estimator with respect to the number of degrees of freedom. In blue circles, we consider the adaptive strategy presented in Section 3 and specialized to IGA, for which the feature is added after iteration 4. In orange squares, we only consider mesh refinements, i.e., the feature is never added to the geometry.

N_{dof} , that is, as $N_{\text{dof}}^{-\frac{p}{2}}$, as expected. We verify that the geometrical feature is not added too late, otherwise we would first observe a plateau in the overall error followed by a large drop, followed again by a normal convergence. At the opposite, if the feature was added too early in the geometrical model, the convergence would not be affected, but it would be computationally more costly. Moreover, the discrete defeaturing error estimator follows very well the behavior of the error with a relatively low effectivity index of 9.41 on average, confirming once again its efficiency and reliability.

7.2.2 Positive feature

Let us now consider the same problem setting as in Section 7.1.2, i.e., a defeaturing problem on an L-shaped domain containing a positive fillet feature, and let us fix $\varepsilon = 0.1$. As in the previous Section 7.2.1, we first perform the adaptive strategy proposed in Section 3; then, we perform the classical mesh refinement adaptive



(a) Final mesh obtained with the adaptive defeaturing strategy presented in Section 3, where the feature has been added by trimming. (b) Final mesh obtained with a standard IGA mesh refinement strategy, without geometric refinement.

Figure 11: Numerical test 7.2.1 – Final meshes obtained with adaptive defeaturing, and with a standard mesh refinement strategy without geometric refinement.

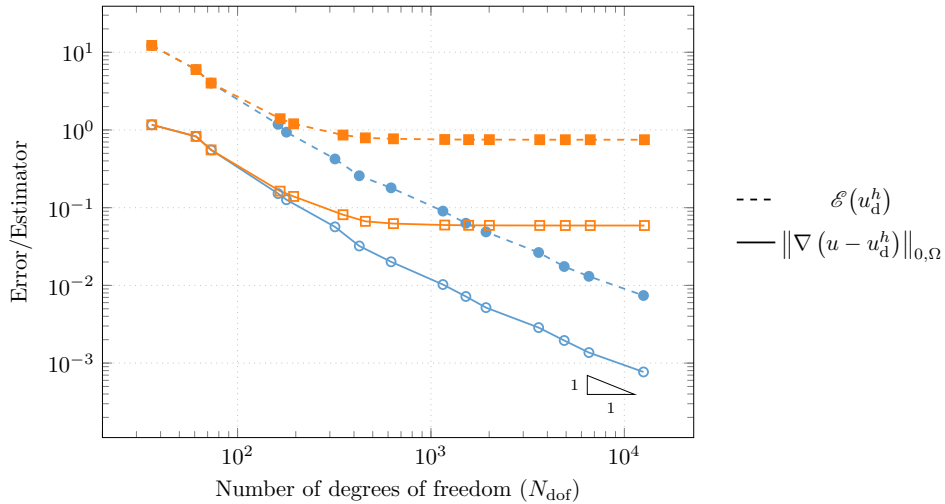


Figure 12: Numerical test 7.2.2 – Convergence of the discrete defeaturing error and estimator with respect to the number of degrees of freedom. In blue circles, we consider the adaptive strategy of Section 3 and specialized to IGA, for which the feature is added after iteration 4. In orange squares, we only consider mesh refinements, i.e., the feature is never added to the geometry.

strategy without geometric adaptivity, that is, the feature $F := F_\varepsilon$ is never added to the geometrical model. In both cases, we start with a mesh containing one element per direction and per patch (see Figure 7c for the patch decomposition of Ω_0), and the algorithm is stopped whenever the total number of degrees of freedom N_{dof} exceeds 10^4 . If F is not in the geometrical model, recall that the total number of degrees of freedom N_{dof} accounts for the number of degrees of freedom of the Galerkin approximation of problem (5) in Ω_0 , to which we add the number of degrees of freedom of the Galerkin approximation of problem (8) in $\tilde{F} := \tilde{F}_\varepsilon$. If the positive fillet F is marked for refinement, then it is added to the geometrical model as a trimmed patch, the considered patch being its bounding box \tilde{F} as in Figure 7. In this case, we recall that N_{dof} accounts for the number of active degrees of freedom of the discrete problem in the exact (multipatch trimmed) domain $\Omega := \Omega_\varepsilon$. In this experiment, we use $\alpha_N = \alpha_D = 1$, and we choose the marking parameter $\theta = 0.5$. During the refining phase, we impose the mesh to be \mathcal{T} -admissible of class 2, and the marked elements are dyadically refined at each iteration.

The results are presented in Figure 12. The fillet is added after the third iteration of the adaptive strategy of Section 3, whose results are represented as blue lines with circles in Figure 12. As for the previous numerical experiment of Section 7.2.1, we can see that the feature is not added too late, as there is no plateau nor a large drop in the convergence of the error and estimator. The overall error converges as the inverse of the number of degrees of freedom N_{dof} , that is, as $N_{\text{dof}}^{-\frac{2}{3}}$, as expected. Moreover, the discrete defeaturing error estimator follows very well the behavior of the overall error with a relatively low effectivity index of 8.6 on average, confirming once again its efficiency and reliability.

Then, we compare the results with the ones obtained with the adaptive strategy in which the feature is never added to the geometrical model, represented as orange lines with squares in Figure 12. Beginning from iteration 4, we observe a plateau in the overall error with respect to the number of degrees of freedom, as the defeaturing component of the error starts to dominate over the numerical component. The overall error cannot decrease any further if the geometrical model is not refined, i.e., the fillet should be added. The discrete defeaturing error estimator follows the behavior of the error, and in particular, the effectivity index in the last eight iterations is equal to 12.6 in average. This is coherent with what has been observed in the numerical experiment of Section 7.1.2.

Remark 7.1 Note that the L-shaped domain Ω_0 suggests the case in which the problem at hand displays a

Feature index k	1	2	3	4	5	6	7	8	9
Diameter [$\cdot 10^{-2}$]	8.13	6.64	3.89	7.40	8.18	6.00	0.85	9.22	0.54
Center [$\cdot 10^{-2}$]	0.98	2.84	5.46	7.16	8.99	0.67	3.12	4.95	7.06
	0.93	1.24	0.57	0.93	1.04	3.40	3.03	3.08	2.48
Feature index k	10	11	12	13	14	15	16	17	18
Diameter [$\cdot 10^{-2}$]	5.27	1.19	3.80	8.13	2.44	8.84	7.13	3.78	2.49
Center [$\cdot 10^{-2}$]	8.86	0.67	3.28	5.01	7.44	8.93	1.10	2.44	5.45
	2.90	5.35	4.46	5.09	4.88	5.07	6.93	6.78	7.73
Feature index k	19	20	21	22	23	24	25	26	27
Diameter [$\cdot 10^{-2}$]	2.53	6.67	0.50	6.85	6.20	7.47	8.77	2.00	1.00
Center [$\cdot 10^{-2}$]	7.27	9.21	0.22	3.26	5.01	7.06	8.99	4.00	1.00
	7.33	6.96	8.24	9.15	9.10	8.78	8.98	7.00	9.00

Table 2: Numerical test 7.3 – Data of the 27 circular features.

singularity at the re-entrant corner of Ω_0 . This case is of great importance, as the presence of the positive feature F in the exact geometry Ω should remove the singularity. However, it is not trivial to design such a numerical experiment in which one can compare the exact and the defeatured solutions, when dealing with Neumann boundary conditions around the feature. This will thus be the subject of a further study in which Dirichlet boundary conditions are also allowed on the feature’s boundary.

7.3 Fully adaptive strategy in a geometry with many features

In this last numerical experiment inspired from [54, Section 6.1.3], we analyze the proposed fully adaptive strategy in a geometry with many features, and we study the impact of the size of the features on the discrete defeaturing error and estimator. In particular, since the defeaturing contribution of the estimator depends upon the size of the features and the size of the solution gradients “around” the feature, we will show that the proposed adaptive strategy is able to tell when small features count more than big ones, even in presence of numerical approximation errors.

More precisely, let $\Omega_0 := (0, 1)^2$ be the fully defeatured domain, and let $\Omega := \Omega_0 \setminus \bigcup_{k=1}^{N_f} \overline{F^k}$, where $N_f = 27$ and the features F^k are some circular holes of radii in the interval $(0, 5 \cdot 10^{-3})$, distributed with some randomness in Ω_0 , as illustrated in Figure 13a. For the sake of reproducibility, the values of the centers and diameters of the features are reported in Table 2. Note in particular that this geometry satisfies Assumption 2.6.

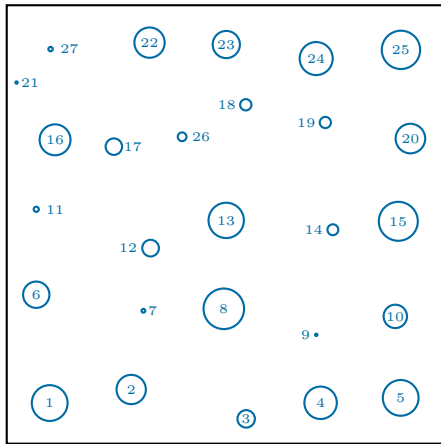
We are interested in the solution of problem (1) defined in Ω , and we solve the Galerkin formulation of the defeatured problem (5) in Ω_0 . We consider Poisson’s problem with $f(x, y) := -128e^{-8(x+y)}$ in Ω_0 , $g_D(x, y) := e^{-8(x+y)}$ on

$$\Gamma_D := ([0, 1] \times \{0\}) \cup (\{0\} \times [0, 1]),$$


the bottom and left sides, $g(x, y) := -8e^{-8(x+y)}$ on $\partial\Omega_0 \setminus \overline{\Gamma_D}$, and $g \equiv 0$ on ∂F^k for all $k = 1, \dots, N_f$. That is, as illustrated in Figure 13b, the exact solution u has a high gradient close to the bottom left corner, and it is almost constantly zero in the top right area of the domain. Therefore, one can expect:

- the mesh to be refined around the bottom left angle,
- and the presence of small features around the bottom left angle to be more important than the one of large features around the top right angle, with respect to the solution’s accuracy.


As for the numerical experiments of Section 7.2, we first perform the adaptive strategy described in Section 3, starting from the fully defeatured domain Ω_0 and from a uniform mesh of 16×16 elements in Ω_0 ,



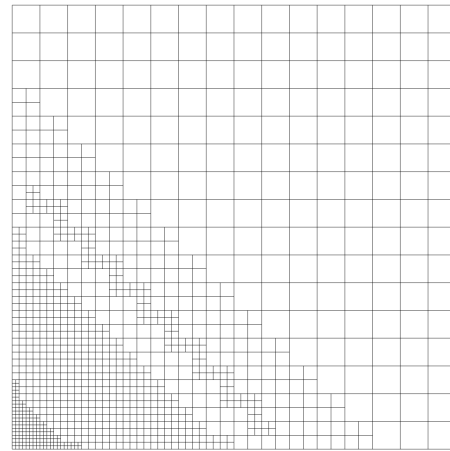
(a) Exact domain Ω with 27 features.



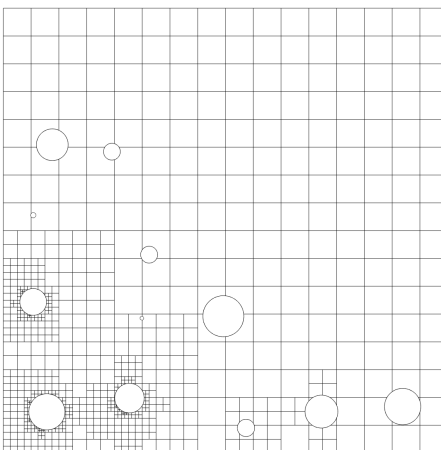
(b) Exact solution in the exact domain.



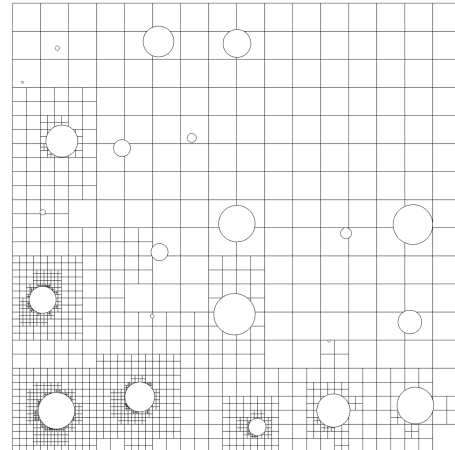
(c) Initial mesh.



(d) Final mesh obtained without geometric refinement.



(e) Mesh and geometry obtained with the combined refinement strategy at iteration 9.



(f) Final mesh and geometry obtained with the combined refinement strategy.

Figure 13: Numerical test 7.3 – Considered geometry, initial mesh, and intermediate and final meshes and geometries obtained with adaptive strategies, with and without geometric refinement.

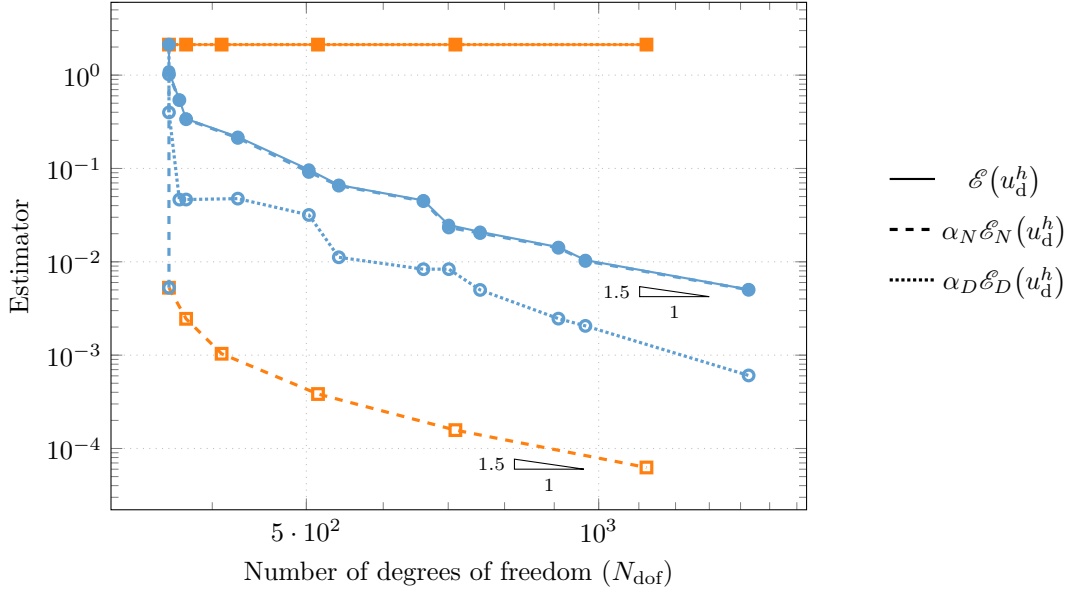


Figure 14: Numerical test 7.3 – Convergence of the overall error estimator and of its numerical error component, with respect to the number of degrees of freedom. In blue circles, we consider the adaptive strategy of Section 3 specialized to IGA, in which features are iteratively added to the geometric model. Note that the dashed and solid blue curves are basically superposed. In orange squares, we only consider mesh refinements, that is, the adaptive process is only steered by the numerical contribution of the overall error estimator, and features are never added to the geometry. In this case, note that the dotted and solid orange curves are basically superposed.

as illustrated in Figure 13c. Then, we perform the same adaptive strategy but without geometric refinement, that is, with this second strategy, holes are never added to the geometrical model. To do so, we do not take into account the defeaturing contributions $\mathcal{E}_D^k(u_d^h)$ in the MARK module (see Section 3.3). In this experiment, we use THB-splines of degree $p = 3$, we consider $\alpha_N = 1$ and $\alpha_D = 4$, and we choose $\theta = 0.3$ as marking parameter. For the REFINE module precised for IGA in Section 6.4, we impose the mesh to be \mathcal{T} -admissible of class 3, and the elements are dyadically refined. Moreover, when a feature is marked for refinement, it is added to the geometrical model by trimming, as explained in Section 6.

The mesh and geometry obtained at iteration 9, and the final mesh and geometry obtained with both adaptive strategies when the total number of degrees of freedom exceeds 10^3 are represented in Figure 13. Results are reported in Figure 14. The blue lines with circles correspond to the adaptive strategy of Section 3, and the sets of marked features at each iteration are the following: $\{1\}$, $\{2, 6\}$, \emptyset , \emptyset , $\{3\}$, $\{4, 8, 11, 16\}$, $\{5\}$, \emptyset , $\{7, 12, 17\}$, $\{10, 13, 22\}$, $\{15\}$, $\{9, 14, 21, 23, 26, 27\}$. For instance, the error estimator is divided by 10 with the addition of only 4 out of the 27 features in the geometrical model, and with a number of degrees of freedom increased by slightly more than a third. Note for instance that the small feature F^7 is added a few iterations before the large feature F^{25} , even if F^{25} is an order of magnitude larger than F^7 . This confirms our intuition on the problem and this is coherent with the results obtained in [53]. Moreover, the overall estimator and its numerical and defeaturing contributions converge as $N_{\text{dof}}^{-\frac{3}{2}} = N_{\text{dof}}^{-\frac{2}{2}}$, as expected. Furthermore, the final mesh, represented in Figure 13f, is refined towards the lower left corner of the domain, and the first selected features are also the ones closer to that corner. This is indeed expected as the exact solution has a high gradient around that corner.

The orange lines with squares in Figure 14 correspond to the results of the adaptive strategy without geometric refinement, i.e., when the defeaturing component of the error is not considered. We can observe

that convergence is lost, because the defeaturing error contribution of the estimator is and remains very high, even if the numerical error contribution keeps converging as $N_{\text{dof}}^{-\frac{p}{2}}$. The obtained final mesh is refined around the lower left corner, reflecting the high gradient of the solution in this area, but if we do not add any feature to the geometry, one cannot obtain a more accurate solution. This is reflected by the proposed discrete defeaturing error estimator, validating the developed theory.

8 Conclusions

In this work, we have designed an adaptive analysis-aware defeaturing strategy that both performs standard mesh refinement and geometric refinement. The latter means that features are added to the simplified geometry when their absence is responsible for most of the solution accuracy loss. To steer this adaptive strategy, we have introduced a novel *a posteriori* error estimator of the energy norm of the discrete defeaturing error, i.e., the error between the exact solution u computed in the exact domain Ω , and the numerical solution u_0^h computed in the defeatured domain Ω_0 .

Taking Poisson's equation as model problem, we have then considered IGA with THB-splines as a well-suited numerical method to perform the proposed algorithm. In this framework, and building upon the results of [53, 54] obtained in continuous spaces, we have demonstrated the reliability of the proposed discrete defeaturing error estimator for a wide range of geometries in \mathbb{R}^n , $n = 2, 3$, containing $N_f \geq 1$ general complex features. To perform the adaptive strategy, we have considered trimmed and multipatch domains as mesh-preserving methods in the IGA context.

The proposed estimator and the derived adaptive strategy have been tested on a wide range of numerical experiments. In all of them, the estimator acts as an excellent approximation of the discrete defeaturing error, and it correctly drives the adaptive strategy. In particular, it is able to correctly weight the impact of defeaturing with respect to the numerical approximation of the defeatured solution. However, the proposed estimator relies on the heuristic evaluation of the constants α_D and α_N . To avoid this limitation, one could use *a posteriori* error estimators based on equilibrated fluxes instead of residual ones. This is the subject of a subsequent work, see [81].

A Appendix

In this section, we state and give the (reference to the) proof of some results that are used throughout the paper. The symbol \lesssim will be used to mean any inequality which does not depend on the mesh size nor on the size of the considered domains, but which can depend on their shape.

Lemma A.1 (Trace inequalities) • *Let $D \subset \mathbb{R}^n$ be a bounded Lipschitz domain, and let $h_D := \text{diam}(D)$. Then for all $v \in H^1(D)$,*

$$\|v\|_{0,\partial D} \lesssim h_D^{-\frac{1}{2}} \|v\|_{0,D} + h_D^{\frac{1}{2}} \|\nabla v\|_{0,D}.$$

• *Let \mathcal{Q} be a shape regular FE mesh. Then for all $K \in \mathcal{Q}$ and for all $v \in H^1(K)$,*

$$\|v\|_{0,\partial K} \lesssim h_K^{-\frac{1}{2}} \|v\|_{0,K} + h_K^{\frac{1}{2}} \|\nabla v\|_{0,K}.$$

Proof. For the first part, use [56, Theorem 1.5.1.10] and take $\varepsilon = h_D$. For the second part, see [82, Section 1.4.3]. \square

Lemma A.2 (Friedrichs' inequality) *Let $D \subset \mathbb{R}^n$ be a bounded Lipschitz domain, let $h_D := \text{diam}(D)$, and let $\omega \subset \partial D$ such that $|\omega| > 0$ and $|\omega|^{\frac{1}{n-1}} \simeq h_D$. Then for all $v \in H^1(D)$,*

$$\|v - \bar{v}^\omega\|_{0,D} \lesssim h_D \|\nabla v\|_{0,D}.$$

Proof. See [83, Lemma 3.30], together with a standard rescaling argument. \square

Acknowledgment

The authors gratefully acknowledge the support of the European Research Council, via the ERC AdG project CHANGE n.694515. R. Vázquez and O. Chanon also thank the support of the Swiss National Science Foundation via the project HOGAEMS n.200021_188589, and the project n.P500PT_210974.

References

- [1] T. J. R. Hughes, J. A. Cottrell, and Y. Bazilevs, “Isogeometric analysis: CAD, finite elements, NURBS, exact geometry, and mesh refinement,” *Computer Methods in Applied Mechanics and Engineering*, vol. 194, pp. 4135–4195, 2005.
- [2] J. A. Cottrell, T. J. R. Hughes, and Y. Bazilevs, *Isogeometric analysis: towards integration of CAD and FEA*. Wiley, 2009.
- [3] T. J. R. Hughes, “Isogeometric analysis: progress and challenges,” *Computer Methods in Applied Mechanics and Engineering*, vol. 316, p. 1, 2017. Special Issue.
- [4] Y. Bazilevs, L. Beirão da Veiga, J. A. Cottrell, T. J. R. Hughes, and G. Sangalli, “Isogeometric analysis: approximation, stability and error estimates for h -refined meshes,” *Mathematical Models and Methods in Applied Sciences*, vol. 16, no. 07, pp. 1031–1090, 2006.
- [5] L. Beirão da Veiga, A. Buffa, G. Sangalli, and R. Vázquez, “Mathematical analysis of variational isogeometric methods,” *Acta Numerica*, vol. 23, p. 157–287, 2014.
- [6] V. P. Nguyen, C. Anitescu, S. P. Bordas, and T. Rabczuk, “Isogeometric analysis: an overview and computer implementation aspects,” *Mathematics and Computers in Simulation*, vol. 117, pp. 89–116, 2015.
- [7] R. Vázquez, “A new design for the implementation of isogeometric analysis in Octave and Matlab: GeopDEs 3.0,” *Computers & Mathematics with Applications*, vol. 72, no. 3, pp. 523–554, 2016.
- [8] A. Buffa, R. Vázquez, G. Sangalli, and L. Beirão da Veiga, “Approximation estimates for isogeometric spaces in multipatch geometries,” *Numerical Methods for Partial Differential Equations*, vol. 31, no. 2, pp. 422–438, 2015.
- [9] C. Bracco, C. Giannelli, M. Kapl, and R. Vázquez, “Isogeometric analysis with C^1 -hierarchical functions on planar two-patch geometries,” *Computers & Mathematics with Applications*, vol. 80, no. 11, pp. 2538–2562, 2020.
- [10] B. Marussig and T. J. R. Hughes, “A review of trimming in isogeometric analysis: challenges, data exchange and simulation aspects,” *Archives of Computational Methods in Engineering*, vol. 25, pp. 1059–1127, Nov 2018.
- [11] R. Schmidt, R. Wüchner, and K.-U. Bletzinger, “Isogeometric analysis of trimmed NURBS geometries,” *Computer Methods in Applied Mechanics and Engineering*, vol. 241-244, pp. 93–111, 2012.
- [12] P. Antolín, A. Buffa, and M. Martinelli, “Isogeometric analysis on V-reps: first results,” *Computer Methods in Applied Mechanics and Engineering*, vol. 355, pp. 976–1002, 2019.
- [13] X. Wei, B. Marussig, P. Antolín, and A. Buffa, “Immersed boundary-conformal isogeometric method for linear elliptic problems,” *Computational Mechanics*, vol. 68, no. 6, pp. 1385–1405, 2021.
- [14] P. Antolín and T. Hirschler, “Quadrature-free immersed isogeometric analysis,” *Engineering with Computers*, pp. 1–25, 2022.

- [15] P. Antolín, A. Buffa, R. Puppi, and X. Wei, “Overlapping multipatch isogeometric method with minimal stabilization,” *SIAM Journal on Scientific Computing*, vol. 43, no. 1, pp. A330–A354, 2021.
- [16] S. Kargaran, B. Jüttler, S. K. Kleiss, A. Mantzaflaris, and T. Takacs, “Overlapping multi-patch structures in isogeometric analysis,” *Computer Methods in Applied Mechanics and Engineering*, vol. 356, pp. 325–353, 2019.
- [17] M. Elhaddad, N. Zander, S. Kollmannsberger, A. Shadavakhsh, V. Nübel, and E. Rank, “Finite cell method: High-order structural dynamics for complex geometries,” *International Journal of Structural Stability and Dynamics*, vol. 15, no. 07, p. 1540018, 2015.
- [18] E. Rank, M. Ruess, S. Kollmannsberger, D. Schillinger, and A. Düster, “Geometric modeling, isogeometric analysis and the finite cell method,” *Computer Methods in Applied Mechanics and Engineering*, vol. 249, pp. 104–115, 2012.
- [19] M. Breitenberger, A. Apostolatos, B. Philipp, R. Wüchner, and K.-U. Bletzinger, “Analysis in computer aided design: Nonlinear isogeometric B-Rep analysis of shell structures,” *Computer Methods in Applied Mechanics and Engineering*, vol. 284, pp. 401–457, 2015.
- [20] T. Teschemacher, A. M. Bauer, T. Oberbichler, M. Breitenberger, R. Rossi, R. Wüchner, and K.-U. Bletzinger, “Realization of CAD-integrated shell simulation based on isogeometric B-Rep analysis,” *Advanced Modeling and Simulation in Engineering Sciences*, vol. 5, no. 1, p. 19, 2018.
- [21] P. Antolín, A. Buffa, and L. Coradello, “A hierarchical approach to the *a posteriori* error estimation of isogeometric Kirchhoff plates and Kirchhoff–Love shells,” *Computer Methods in Applied Mechanics and Engineering*, vol. 363, p. 112919, 2020.
- [22] A. Buffa, G. Gantner, C. Giannelli, D. Praetorius, and R. Vázquez, “Mathematical foundations of adaptive isogeometric analysis,” *Archives of Computational Methods in Engineering*, pp. 1–77, 2022.
- [23] D. R. Forsey and R. H. Bartels, “Hierarchical B-spline refinement,” in *Proceedings of the 15th annual conference on Computer graphics and interactive techniques*, pp. 205–212, 1988.
- [24] R. Kraft, *Adaptive and linearly independent multilevel B-splines*. SFB 404, Geschäftsstelle, 1997.
- [25] A. V. Vuong, C. Giannelli, B. Jüttler, and B. Simeon, “A hierarchical approach to adaptive local refinement in isogeometric analysis,” *Computer Methods in Applied Mechanics and Engineering*, vol. 200, pp. 3554–3576, 2011.
- [26] C. Giannelli, B. Jüttler, S. K. Kleiss, A. Mantzaflaris, B. Simeon, and J. Špeh, “THB-splines: an effective mathematical technology for adaptive refinement in geometric design and isogeometric analysis,” *Computer Methods in Applied Mechanics and Engineering*, vol. 299, pp. 337–365, 2016.
- [27] C. Giannelli, B. Jüttler, and H. Speleers, “THB-splines: the truncated basis for hierarchical splines,” *Computer Aided Geometric Design*, vol. 29, no. 7, pp. 485–498, 2012.
- [28] C. Giannelli, B. Jüttler, and H. Speleers, “Strongly stable bases for adaptively refined multilevel spline spaces,” *Advances in Computational Mathematics*, vol. 40, no. 2, pp. 459–490, 2014.
- [29] A. Buffa and C. Giannelli, “Adaptive isogeometric methods with hierarchical splines: error estimator and convergence,” *Mathematical Models and Methods in Applied Sciences*, vol. 26, no. 01, pp. 1–25, 2016.
- [30] A. Buffa, O. Chanon, and R. Vázquez, “An *a posteriori* error estimator for isogeometric analysis on trimmed geometries,” *IMA Journal of Numerical Analysis*, 2022. doi:10.1093/imanum/drac063.
- [31] L. Coradello, P. Antolín, R. Vázquez, and A. Buffa, “Adaptive isogeometric analysis on two-dimensional trimmed domains based on a hierarchical approach,” *Computer Methods in Applied Mechanics and Engineering*, vol. 364, p. 112925, 2020.

- [32] A. Thakur, A. G. Banerjee, and S. K. Gupta, “A survey of CAD model simplification techniques for physics-based simulation applications,” *Computer-Aided Design*, vol. 41, no. 2, pp. 65–80, 2009.
- [33] L. Fine, L. Remondini, and J.-C. Léon, “Automated generation of FEA models through idealization operators,” *International Journal for Numerical Methods in Engineering*, vol. 49, no. 1-2, pp. 83–108, 2000.
- [34] G. Foucault, P. Marin, and J.-C. Léon, “Mechanical criteria for the preparation of finite element models,” in *Proceedings of the 13th International Meshing roundtable*, pp. 413–426, 2004.
- [35] R. Ferrandes, P. Marin, J.-C. Léon, and F. Giannini, “*A posteriori* evaluation of simplification details for finite element model preparation,” *Computers & Structures*, vol. 87, no. 1, pp. 73 – 80, 2009.
- [36] K. K. Choi and N.-H. Kim, *Structural Sensitivity Analysis and Optimization 1: Linear Systems*. Springer Science & Business Media, 2005.
- [37] J. Sokolowski and A. Zochowski, “On the topological derivative in shape optimization,” *SIAM Journal on Control and Optimization*, vol. 37, no. 4, pp. 1251–1272, 1999.
- [38] S. H. Gopalakrishnan and K. Suresh, “A formal theory for estimating defeaturing-induced engineering analysis errors,” *Computer-Aided Design*, vol. 39, no. 1, pp. 60–68, 2007.
- [39] S. H. Gopalakrishnan and K. Suresh, “Feature sensitivity: a generalization of topological sensitivity,” *Finite Elements in Analysis and Design*, vol. 44, no. 11, pp. 696–704, 2008.
- [40] I. Turevsky, S. H. Gopalakrishnan, and K. Suresh, “An efficient numerical method for computing the topological sensitivity of arbitrary-shaped features in plate bending,” *International Journal for Numerical Methods in Engineering*, vol. 79, no. 13, pp. 1683–1702, 2009.
- [41] J. Tang, S. Gao, and M. Li, “Evaluating defeaturing-induced impact on model analysis,” *Mathematical and Computer Modelling*, vol. 57, no. 3, pp. 413–424, 2013.
- [42] M. Li, S. Gao, and R. R. Martin, “Estimating the effects of removing negative features on engineering analysis,” *Computer-Aided Design*, vol. 43, no. 11, pp. 1402–1412, 2011. Solid and Physical Modeling 2011.
- [43] M. Li and S. Gao, “Estimating defeaturing-induced engineering analysis errors for arbitrary 3D features,” *Computer-Aided Design*, vol. 43, no. 12, pp. 1587–1597, 2011.
- [44] M. Li, S. Gao, and K. Zhang, “A goal-oriented error estimator for the analysis of simplified designs,” *Computer Methods in Applied Mechanics and Engineering*, vol. 255, pp. 89–103, 2013.
- [45] M. Li, S. Gao, and R. R. Martin, “Engineering analysis error estimation when removing finite-sized features in nonlinear elliptic problems,” *Computer-Aided Design*, vol. 45, no. 2, pp. 361–372, 2013.
- [46] W. Hackbusch and S. Sauter, “Composite finite elements for the approximation of PDEs on domains with complicated micro-structures,” *Numerische Mathematik*, vol. 75, no. 4, pp. 447–472, 1997.
- [47] W. Hackbusch and S. Sauter, “Composite finite elements for problems containing small geometric details,” *Computing and Visualization in Science*, vol. 1, no. 1, pp. 15–25, 1997.
- [48] J. T. Oden and K. Vemaganti, “Estimation of local modeling error and goal-oriented adaptive modeling of heterogeneous materials: I. Error estimates and adaptive algorithms,” *Journal of Computational Physics*, vol. 164, no. 1, pp. 22–47, 2000.
- [49] K. Vemaganti, “Modelling error estimation and adaptive modelling of perforated materials,” *International Journal for Numerical Methods in Engineering*, vol. 59, no. 12, pp. 1587–1604, 2004.

- [50] C. Carstensen and S. Sauter, “*A posteriori* error analysis for elliptic PDEs on domains with complicated structures,” *Numerische Mathematik*, vol. 96, no. 4, pp. 691–721, 2004.
- [51] S. Repin, S. Sauter, and A. Smolianski, “*A posteriori* error estimation for the Dirichlet problem with account of the error in the approximation of boundary conditions,” *Computing*, vol. 70, no. 3, pp. 205–233, 2003.
- [52] W. Dörfler and M. Rumpf, “An adaptive strategy for elliptic problems including *a posteriori* controlled boundary approximation,” *Mathematics of Computation*, vol. 67, no. 224, pp. 1361–1382, 1998.
- [53] A. Buffa, O. Chanon, and R. Vázquez, “Analysis-aware defeaturing: problem setting and *a posteriori* estimation,” *Mathematical Models and Methods in Applied Sciences*, vol. 32, no. 02, pp. 359–402, 2022.
- [54] P. Antolín and O. Chanon, “Analysis-aware defeaturing of complex geometries with Neumann features,” *International Journal for Numerical Methods in Engineering*, vol. 125, no. 3, p. e7380, 2024.
- [55] E. Burman, C. He, and M. G. Larson, “*A posteriori* error estimates with boundary correction for a cut finite element method,” *IMA Journal of Numerical Analysis*, vol. 42, no. 1, pp. 333–362, 2020.
- [56] P. Grisvard, *Elliptic Problems in Nonsmooth Domains*. Society for Industrial and Applied Mathematics, 2011.
- [57] S. Repin and S. Sauter, *Accuracy of mathematical models: dimension reduction, homogenization, and simplification*, vol. 33 of *EMS Tracts in Mathematics*. European Mathematical Society, Zürich, 2020.
- [58] A. Buffa, R. Hiptmair, and P. Panchal, “Adaptive approximation of shapes,” *Numerical Functional Analysis and Optimization*, vol. 42, no. 2, pp. 132–154, 2021.
- [59] T. Heydarov, A. Buffa, and B. Jüttler, “An unrefinement algorithm for planar THB-spline parameterizations,” *Computer Aided Geometric Design*, p. 102157, 2022.
- [60] J. Hinz, O. Chanon, A. Arrigoni, and A. Buffa, “A shape derivative approach to domain simplification,” *Computer-Aided Design*, vol. 167, p. 103636, 2024.
- [61] R. H. Nochetto and A. Veese, “Primer of adaptive finite element methods,” in *Multiscale and Adaptivity: modeling, numerics and applications*, pp. 125–225, Springer, 2011.
- [62] R. H. Nochetto, K. G. Siebert, and A. Veese, “Theory of adaptive finite element methods: an introduction,” in *Multiscale, Nonlinear and Adaptive Approximation*, pp. 409–542, Springer, 2009.
- [63] A. Hansbo and P. Hansbo, “An unfitted finite element method, based on Nitsche’s method, for elliptic interface problems,” *Computer Methods in Applied Mechanics and Engineering*, vol. 191, no. 47–48, pp. 5537–5552, 2002.
- [64] J. Haslinger and Y. Renard, “A new fictitious domain approach inspired by the extended finite element method,” *SIAM Journal on Numerical Analysis*, vol. 47, no. 2, pp. 1474–1499, 2009.
- [65] E. Burman, S. Claus, P. Hansbo, M. G. Larson, and A. Massing, “CutFEM: discretizing geometry and partial differential equations,” *International Journal for Numerical Methods in Engineering*, vol. 104, no. 7, pp. 472–501, 2015.
- [66] A. Buffa and E. M. Garau, “Refinable spaces and local approximation estimates for hierarchical splines,” *IMA Journal of Numerical Analysis*, vol. 37, p. 1125–1149, 2017.
- [67] C. De Boor, “On calculating with B-splines,” *Journal of Approximation Theory*, vol. 6, pp. 50–62, 1972.
- [68] L. Piegl and W. Tiller, *The NURBS book*. Springer-Verlag, 1997.

- [69] A. Buffa and C. Giannelli, “Remarks on Poincaré and interpolation estimates for truncated hierarchical B-splines,” *Mathematical Models and Methods in Applied Sciences*, vol. 31, no. 03, pp. 525–535, 2021.
- [70] S. Sauter and R. Warnke, “Extension operators and approximation on domains containing small geometric details,” *East West Journal of Numerical Mathematics*, vol. 7, pp. 61–77, 1999.
- [71] E. M. Stein, *Singular Integrals and Differentiability Properties of Functions*. Princeton University Press, 2016.
- [72] A. Buffa, R. Puppi, and R. Vázquez, “A minimal stabilization procedure for isogeometric methods on trimmed geometries,” *SIAM Journal of Numerical Analysis*, vol. 58, no. 5, pp. 2711–2735, 2020.
- [73] D. Toshniwal, H. Speleers, and T. J. R. Hughes, “Smooth cubic spline spaces on unstructured quadrilateral meshes with particular emphasis on extraordinary points: geometric design and isogeometric analysis considerations,” *Computer Methods in Applied Mechanics and Engineering*, vol. 327, pp. 411–458, 2017.
- [74] M. Kapl, G. Sangalli, and T. Takacs, “An isogeometric C^1 -subspace on unstructured multi-patch planar domains,” *Computer Aided Geometric Design*, vol. 69, pp. 55–75, 2019.
- [75] F. Buchegger, B. Jüttler, and A. Mantzaflaris, “Adaptively refined multi-patch B-splines with enhanced smoothness,” *Applied Mathematics and Computation*, vol. 272, pp. 159–172, 2016.
- [76] E. M. Garau and R. Vázquez, “Algorithms for the implementation of adaptive isogeometric methods using hierarchical B-splines,” *Applied Numerical Mathematics*, vol. 123, pp. 58–87, 2018.
- [77] C. Bracco, A. Buffa, C. Giannelli, and R. Vazquez, “Adaptive isogeometric methods with hierarchical splines: An overview,” *Discrete And Continuous Dynamical Systems*, vol. 39, no. 1, pp. 241–261, 2019. This is an open access article under the terms of the Creative Commons Attribution License.
- [78] C. Bracco, C. Giannelli, and R. Vázquez, “Refinement algorithms for adaptive isogeometric methods with hierarchical splines,” *Axioms*, vol. 7, no. 3, p. 43, 2018.
- [79] G. Gantner and D. Praetorius, “Adaptive BEM for elliptic PDE systems, part II: Isogeometric analysis with hierarchical B-splines for weakly-singular integral equations,” *Computers & Mathematics with Applications*, vol. 117, pp. 74–96, 2022.
- [80] O. Chanon, *Adaptive analysis-aware defeaturing*. PhD thesis, École Polytechnique Fédérale de Lausanne, 2022.
- [81] A. Buffa, O. Chanon, D. Grappein, R. Vázquez, and M. Vohralík, “An equilibrated flux a posteriori error estimator for defeaturing problems,” *arXiv preprint arXiv:2312.15968*, 2023.
- [82] D. A. Di Pietro and A. Ern, *Mathematical aspects of discontinuous Galerkin methods*, vol. 69. Springer Science & Business Media, 2011.
- [83] A. Ern and J.-L. Guermond, *Finite Elements I: Approximation and Interpolation*, vol. 72. Springer Nature, 2021.