

Topological waves in the continuum in magnetized graphene devices

Alexandru Ciobanu,^{1,2,*} Pedro Cosme,^{1,2} and Hugo Terças^{1,2,†}

¹*GoLP | Instituto de Plasmas e Fusão Nuclear, Lisboa, Portugal*

²*Instituto Superior Técnico, Lisboa, Portugal*

We show that topological waves at the interface between two magnetic domains in a graphene device are possible. First, we consider the case of a linear relation between the applied gate voltage and local density in the channel and, secondly, we investigate the effect of non-local Coulomb interactions. We obtain two distinct edge modes for each interaction type: a Yanai mode with rotational flow and dispersion relation that extends to infinite wave-number, and a Kelvin mode with purely longitudinal flow and bound dispersion relation. The scattering matrix concept is applied to verify the infinite frequency regime of the spectrum, and the bulk-edge correspondence principle is satisfied if one takes into account the Kelvin modes that merge with an imaginary cut of the bulk band.

Introduction.—The process of understanding protected edge modes from topological considerations has reached a tremendous success in different physical platforms, including electronic condensed matter systems [1–4], mechanical oscillators [5], photonics [6–8], acoustics [9, 10], active matter [11], molecular spectra [12] and superfluids [13]. Systems with a broken time-reversal symmetry are described in terms of a topological invariant, the so-called Chern number [14–20]. For fermionic systems, the latter determines the quantized Hall conductivity [21–24]. A second generation of experiments reporting on the observation of Hall effect in graphene [25, 26], topological insulators [27] and antiferromagnetic films [28] has renewed interest around the topological classification of gapped systems. The investigation of topological invariants culminated in the celebrated bulk-edge correspondence [29–31], stating that if a Chern number exists for gapped system (bulk), then topologically protected modes appear at the boundaries (edge), and vice-versa. In crystalline systems, covering a extensive class of problems in condensed matter, such modes are confined at the boundary, robust against defect scattering and coincide in number with the bulk Chern number.

Continuous systems with time-reversal broken symmetry, such as geophysical and astrophysical flows [32–34], shallow waters [35, 36], polar active fluids [37, 38], and plasmas [39–43] are also known to support topologically protected edge modes. However, continuous media do not support a compact torus (Brillouin zone) in which the quasi-momenta live. As a result, the classification of the bulk in term of a Chern number becomes critical, since the latter may diverge. One must adopt compactification strategies allowing for the regularization of momenta. For example, Silveirinha suggested that the introduction of a cut-off regularizes the Chern number, allowing for the application of the bulk-edge correspondence [44, 45], and has recently established a link between

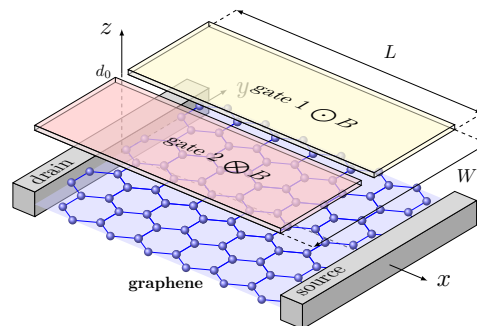


FIG. 1. (color online) Schematics of the dual-gate graphene field-effect transistor. A graphene sheet, with dimensions $L \times W$, is located in the $z = 0$ plane. The magnetized dual-gate plate produces two different magnetic domains, characterizing by Chern number $C = \pm 2$ in the presence of odd viscosity.

topology and fluctuation-electrodynamics [8]. In Refs. [46], Souslov et al. show that odd viscosity naturally compactifies the bulks of the acoustic waves, without the need of introducing cut-offs. Also, in the work of Tauber et al. [47], a solution to the bulk-edge correspondence in terms of ghost modes has been proposed; in a subsequent work, the authors make use of a scattering matrix argument [48].

In this Letter, we investigate topological modes in two-dimensional graphene plasmas. We show that topological waves emerge at the interface of two magnetic domains of a graphene device. Due to the electrostatic nature of the modes, the boundary conditions at the interface are determined by the continuity of the longitudinal component of the electric field, in contrast to the boundaries usually imposed in chiral active fluids, for example [49]. Two different cases are studied: first, by making use of a graphene field-effect transistor (FET) configuration, we control the electrostatic potential with the help of a gate (screened case), as illustrated in Fig. (1), resulting in a local relation between the potential and the electron density, $\phi(\mathbf{r}) \sim n(\mathbf{r})$. In a second configuration (unscreened case)—which has not been addressed so

* alexandru.ciobanu@tecnico.ulisboa.pt

† hugo.tercas@tecnico.ulisboa.pt

far to the best of our knowledge – we remove the electrostatic and let the electrons respond to their self-consistent Coulomb interaction, which results in a non-local potential $\phi(\mathbf{r}) \sim \int V(\mathbf{r} - \mathbf{r}')n(\mathbf{r}')d\mathbf{r}'$. In both scenarios, we reveal the emergence of topological waves of the Kelvin ($\omega \sim q$) and Yanai ($\omega \not\sim q$) types [50], both being chiral edge modes: the former bridging the two bulk by crossing the gap; while the latter connects the two bulk bands at infinity without crossing the gap.

Graphene hydrodynamical model.— We start by presenting the equations governing the dynamics of electrons in magnetized graphene in the hydrodynamical regime [51]

$$\begin{aligned} \frac{\partial n}{\partial t} &= -\nabla \cdot (n\mathbf{v}), \\ \frac{D}{Dt}\mathbf{v} &= -\frac{\nabla P}{nm_e} - \frac{e}{m_e}(-\nabla\phi + \mathbf{v} \times \mathbf{B}) + \nu^\circ \nabla^2 \mathbf{v}^*, \end{aligned} \quad (1)$$

where ϕ is the electrostatic potential (to be specified below), $\mathbf{v}^* = (v_y, -v_x)$, $P = \hbar v_F \sqrt{\pi n^3}/3$ is the Fermi pressure (in the limit of high chemical potential assumed in this work). The operator $D/Dt \equiv \partial/\partial t + (\mathbf{v} \cdot \nabla) - (1/2)\nabla \cdot \mathbf{v}$ containing the anomalous convective term, and the effective hydrodynamical mass $m_e = \hbar\sqrt{\pi n}/v_F$ are a peculiarity of the Dirac (massless) dispersion of the electrons [52]. The odd-viscosity reads [46]

$$\nu^\circ = \frac{k_B T}{2m_e \omega_B} \left(\frac{4\omega_B^2 \tau^2}{1 + 4\omega_B^2 \tau^2} \right), \quad (2)$$

with τ being a characteristic relaxation time and $\omega_B = -eB/m_e$ the cyclotron frequency. Note that $\{\omega_B, \nu^\circ\} \rightarrow -\{\omega_B, \nu^\circ\}$ when inverting the direction of the B .

Topological waves in screened graphene.— Within the gradual channel approximation, the potential ϕ in the plasma is approximated by [53]

$$\phi(\mathbf{r}) = -\frac{ed}{\epsilon}n(\mathbf{r}), \quad \text{with } \mathbf{r} = (x, y), \quad (3)$$

where d is the gate-channel distance and ϵ the permittivity of the substrate. The linearization of (1) for vector states of the form $\psi \equiv (n/n_0, v_x/c, v_y/c) \sim e^{i(\omega t - q_x x - q_y y)}$, with n_0 the equilibrium density and $c = \sqrt{v_F^2 + (n_0 e^2 d)/(m_e \epsilon)}$ denoting the plasmon sound speed, yields the eigenvalue problem $\mathcal{H}\psi = \omega\psi$, where the Hamiltonian is defined as

$$\mathcal{H} = \begin{pmatrix} 0 & q_x & q_y \\ q_x & 0 & -i(1 - mq^2) \\ q_y & i(1 - mq^2) & 0 \end{pmatrix} \quad (4)$$

where we made use of the adimensionalization $qc/\omega_B \rightarrow q$, $\omega_B \nu^\circ/c^2 \rightarrow m$ and $\omega/\omega_B \rightarrow \omega$ that we keep until otherwise noticed. This yields the spectrum $\omega_\pm =$

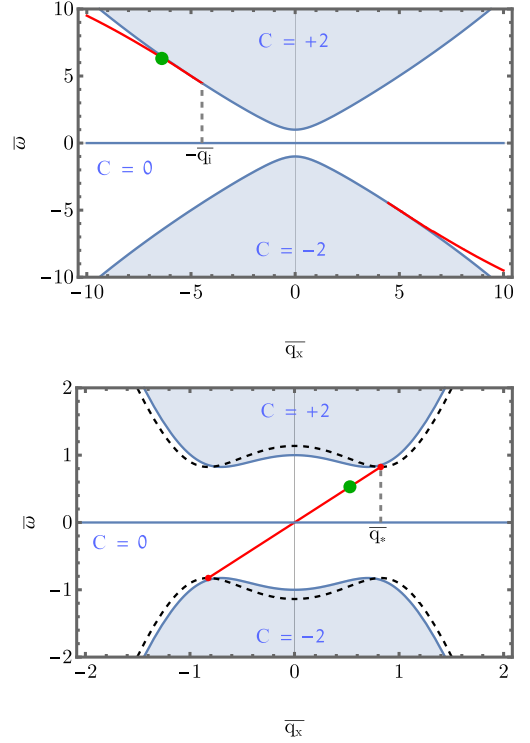


FIG. 2. (color online) Dispersion relation for the screened graphene plasma with two magnetic bulk modes (shadowed regions) and topological modes (red lines). Top panel: Yanai mode dispersion relation for $m = 0.05$. Bottom panel: Kelvin mode dispersion for $m = 1.15$. The imaginary cuts $\omega_\pm(\pm q_x, i/2m)$ is given by the dashed line, showing the point where the Kelvin modes terminate ($q_x = q_*$). The green dots are the picked excitation frequencies in the simulations of Fig. (3).

$\pm\sqrt{q^2 + (1 - mq^2)^2}$, and the corresponding eigenstates

$$\psi_\pm(q_x, q_y) = \frac{\lambda_\pm}{\sqrt{2}|q|} \begin{pmatrix} q^2/\omega_\pm \\ q_x \mp iq_y(1 - mq^2)/\omega_\pm \\ q_y \pm iq_x(1 - mq^2)/\omega_\pm \end{pmatrix}, \quad (5)$$

with $\lambda_\pm = |q|^{-1}(q_x \pm iq_y)$. The Chern number is defined as the flux of the *Berry curvature* [20, 38, 54]

$$C_\pm = \int (\nabla_q \times \mathbf{A}_\pm) d^2\mathbf{q}, \quad (6)$$

where $\mathbf{A}_\pm = -i\psi_\pm^\dagger \cdot \nabla_q \psi_\pm$ is the *Berry connection*. From (5), one finds $C_\pm = \pm(1 + \text{sign}(m)) = \pm 2$. for the upper and bottom bulks, respectively (see Fig.2). In order to find edge modes at the interface of the two magnetic domains, we consider perturbations of the form $\psi = \psi(y)e^{i(\omega t - q_x x)}$ in (1),

$$\begin{aligned} (m(\partial_y^2 - q_x^2) - \frac{q_x}{\omega}\partial_y + 1)v_y &= -\frac{i}{\omega}(\omega^2 - q_x^2)v_x, \\ (m(\partial_y^2 - q_x^2) + \frac{q_x}{\omega}\partial_y + 1)v_x &= \frac{i}{\omega}(\omega^2 + \partial_y^2)v_y \end{aligned} \quad (7)$$

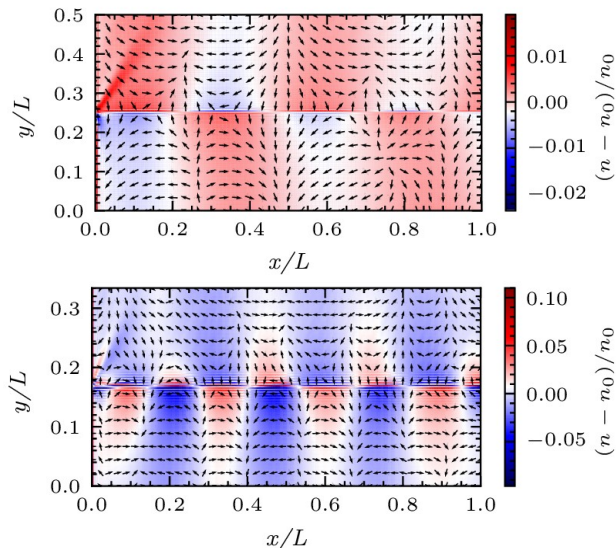


FIG. 3. (color online) Numerical simulations of the topological modes for screened a graphene plasma. Top: Yanai dispersion relation, obtained for $m = 0.1$, and excited at the frequency $\omega = 6.5\omega_B$. Bottom: Kelvin mode dispersion obtained for $m = 0.95$ and excited at $\omega = 0.65\omega_B$. In both panels, the arrows display the velocity field (v_x, v_y) , while the false color map depicts the density contrast $(n - n_0)/n_0$.

We proceed to solve (7) in each magnetic domain and apply fluid-fluid boundary conditions [55]

$$\mathbf{v}(0^+) = \mathbf{v}(0^-), \quad \partial_y \mathbf{v}(0^+) = \partial_y \mathbf{v}(0^-). \quad (8)$$

We obtain two edge modes, as depicted in Fig.2: a Kelvin mode (bottom panel), a purely longitudinal wave ($v_y = 0$) that crosses the spectral gap. It consists of a dispersionless wave $\omega = q_x$ and fades away into the bulk as $(v_x(y), n(y)) \sim e^{-|y|/2m} \sin(q_o y)$, where $q_o = \sqrt{|1 - 4m + 4m^2 q_x^2|}/2m$. This mode terminates at $q_* = \sqrt{m^{-1} - (4m^2)^{-1}}$ (see dashed line in Fig.2), still before hitting the bulk at $q_i = \sqrt{1/m}$. Secondly, we find a Yanai mode (top panel), associated to a rotational flow ($v_y \sim \pm i v_x$), which is a evanescent, dispersive wave

($\omega \neq q_x$), defined in the region $q_i < |q_x| < \infty$, and fades into the bulk as $(v_x(y), n(y)) \sim A_1 e^{-s_1|y|} + A_2 e^{-s_2|y|}$, with $s_{1,2}$ are functions of q_x . At infinity, $q_x \rightarrow \pm\infty$, the Yanai frequency scales as $\omega \rightarrow \pm m^{-1}$. To corroborate our analytical findings, we proceed to a numerical solution of (1) with the help of TETHYS [56, 57] – a hydrodynamical simulator for graphene plasmons – by exciting the system with a selected frequency, represented by the green dots in Fig.2. The numerical simulations reporting the main features of Kelvin and Yanai modes shown in Fig.3.

Topological waves in unscreened graphene.— We now investigate the case of non-local interactions, so that ϕ satisfies the Poisson equation

$$(\nabla^2 - \lambda^{-2})\phi(x, y, z) = \frac{e}{\epsilon} n(x, y)\delta(z), \quad (9)$$

where a length λ is added to assure the infrared compactification of the topology, $\mathbf{q} \rightarrow 0$. In the Fourier space, the latter yields

$$\phi(q) = -\frac{e}{2\epsilon} \frac{n(q)}{\sqrt{q^2 + \lambda^{-2}}} \equiv -\frac{e}{2\epsilon} n(q)\xi, \quad (10)$$

Eventually, we set $\lambda \rightarrow \infty$ (i.e. $\xi \rightarrow q^{-1}$) in the calculations whenever possible. Since the plasma dispersion for ungated electrons in 2D is no longer linear we now change our choice of normalization to the Fermi velocity v_F instead, i.e. where the wavevector is normalized $v_F q / \omega_B \rightarrow q$. The Hamiltonian obtained from linearization of (1) and (9) together now reads

$$\mathcal{H} = \begin{pmatrix} 0 & q_x & q_y \\ (1 + g_e \xi) q_x & 0 & -i(1 - m q^2) \\ (1 + g_e \xi) q_y & i(1 - m q^2) & 0 \end{pmatrix}, \quad (11)$$

where we have defined $g_e = e^2 n_0 / 2m_e \epsilon$, and the corresponding spectrum now yields $\omega_{\pm} = \pm \sqrt{q^2(1 + g_e \xi) + (1 - m q^2)^2}$. From the corresponding eigenstates ψ_{\pm} , we also obtain the Chern numbers as $C_{\pm} = \pm(1 + \text{sign}(m))$. Assuming $\phi = \phi(y)e^{i(\omega t - q_x x)}$ in (9) and substituting into (1), we obtain

$$\begin{aligned} \left(m(\partial_y^2 - q_x^2) - \frac{q_x}{\omega} \partial_y + 1\right) v_y - i q_x \frac{g_e}{\pi \omega} \int d\zeta \mathcal{V}(\zeta) K_0\left(\frac{|y - \zeta|}{\xi}\right) &= -\frac{i}{\omega} (\omega^2 - q_x^2) v_x, \\ \left(m(\partial_y^2 - q_x^2) + \frac{q_x}{\omega} \partial_y + 1\right) v_y + \frac{g_e}{\pi \omega} \int d\zeta \mathcal{V}(\zeta) \partial_y K_0\left(\frac{|y - \zeta|}{\xi}\right) &= \frac{i}{\omega} (\omega^2 + \partial_y^2) v_y \end{aligned} \quad (12)$$

where $\mathcal{V}(\zeta) \equiv q_x v_x(\zeta) + i(\partial_y v_y)|_{y=\zeta}$ and $K_0(\cdot)$ is the modified Bessel function of the second kind. In order to find an analytical decay length we also take the zeroth order approximation $\sqrt{\lambda^{-2} + q_x^2 + q_y^2} \rightarrow \sqrt{\lambda^{-2} + q_x^2}$,

of the Fourier-transform of the Bessel function $\tilde{K}_0(q)$. For $m < 1/4$, there exists a Yanai mode with dispersion relation shown in Fig.4 (top panel) that merges with the bulk band at $q_x = -q_i$, and with the typi-

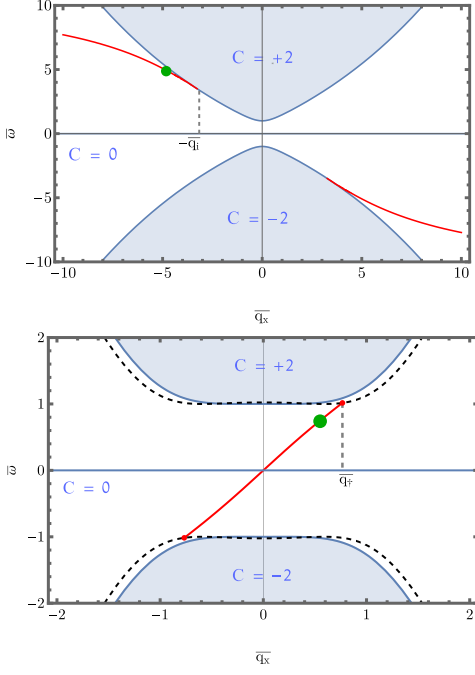


FIG. 4. (color online) Dispersion relation for the unscreened graphene plasma with two magnetic bulk modes (shadowed regions) and topological modes (red lines). Top panel: Yanai mode dispersion relation for $m = 0.05$. Bottom panel: Kelvin mode dispersion for $m = 1.15$. The imaginary cuts $\omega_{\pm}(\pm q_x, i/2m)$ is given by the dashed line, showing the point where the Kelvin modes terminate ($q_x = q_*$). The green dots are the picked excitation frequencies in the simulations of Fig. 5.

cal rotational flow in the upper (u) and lower (d) domains as $v_x^{u,d} \propto \pm i v_y^{u,d}$. For $m > (1 + g_e \lambda / v_F^2) / 4$, there exists a Kelvin mode with dispersion shown in Fig. 4 (bottom panel), $\omega = q_x \sqrt{1 + g_e \xi}$. The latter fades away into the bulk as an evanescent mode of the form $v_x^{u,d}(y) \propto e^{\mp y \sqrt{1 + g_e p} / 2m} \sin(q_o y)$, with $q_o = \sqrt{|1 + g_e \xi + 4m(mq_x^2 - 1)|} / 2m$, valid for $q_x < q_{\dagger}$ implicitly defined as $q_{\dagger} = \sqrt{m^{-1} - (1 + g_e \xi(q_{\dagger})) / (4m^2)}$. The simulated velocity and density profiles are shown in Fig. 5.

Scattering matrix analysis.— In order to further identify the modes involved and investigate the occurrence of ghost modes, we resort to the scattering matrix formalism. A scattering state ψ_{scat} is constructed on each side of the interface (up, u , and down, d), from eigenstates ψ_+ of the bulk band with positive eigenvalue ω_+ and evanescent solutions $\omega(q_x, k) = \omega(q_x, q_b)$ (here, q_b is the bound-state decay rate), as [48]

$$\begin{aligned} \psi_{\text{scat}}^u &= \alpha \psi^u(-k) e^{iky} + \beta \psi^u(k) e^{-iky} + \gamma \psi^u(-q_b) e^{iq_b y}, \\ \psi_{\text{scat}}^d &= a \psi^d(k) e^{-iky} + b \psi^d(-k) e^{iky} + c \psi^d(q_b) e^{-iq_b y}, \end{aligned} \quad (13)$$

where $\omega_{\pm} \rightarrow -\omega_{\pm}$ when $u \rightarrow d$. Applying the boundary

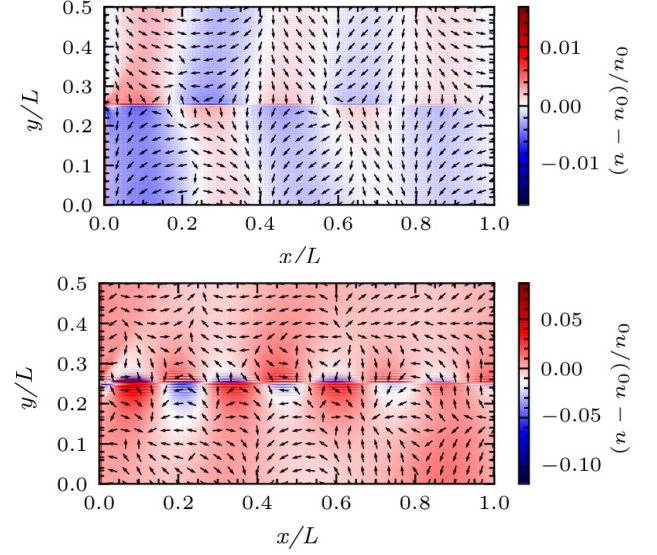


FIG. 5. (color online) Numerical simulations of the topological modes for screened a graphene plasma. Top: Yanai dispersion relation, obtained for $m = 0.1$, and excited at the frequency $\omega = 5.0\omega_B$. Bottom: Kelvin mode dispersion obtained for $m = 0.95$ and excited at $\omega = 0.85\omega_B$. In both panels, the arrows display the velocity field (v_x, v_y) , while the false color map depicts the density contrast $(n - n_0)/n_0$.

conditions in (8), we can get the following relation for the amplitudes

$$\begin{pmatrix} \beta \\ b \end{pmatrix} = \begin{pmatrix} S_{11} & S_{12} \\ S_{21} & S_{22} \end{pmatrix} \begin{pmatrix} \alpha \\ a \end{pmatrix}, \quad (14)$$

for some matrix elements $S_{ij}(q_x, k)$. We are interested in the amplitudes β/α for $y > 0$ and b/a for $y < 0$ as those do not vanish in the $|y| \rightarrow \infty$ limit. Here, to fix the remaining ratios we impose $\beta/\alpha = b/a$. Thus, we obtain a general relation between amplitudes of states with Chern number $C_u = +2$ scattering from the top and $C_d = -2$ states scattering from the bottom. The results of the winding of the scattering matrix argument are shown in Fig. 6 for the bottom (solid red) and top (dashed blue) of the bulk band. The absence of phase jumps in $\arg(\beta/\alpha)$ indicates the absence of ghost modes. As such, the bulk-edge correspondence is achieved if a proper counting of the Kelvin and Yanai modes is in order.

Conclusion.— We investigate graphene devices containing two magnetic domains in the presence of odd viscosity, and show that the latter allows for compactification, i.e. for the definition of a Chern number characterizing the bulk modes. Then, we show that the interface supports two topological modes, namely a Kelvin modes, a longitudinal wave of dispersion $\omega \sim q_x$ in the long wavelength limit and a transverse velocity profile $v_y = 0$ (here, q_x is the longitudinal wavevector along the interface), and a Yanai mode, a rotational, dispersive wave of dispersion $\omega \not\sim q_x$ and a velocity profile $v_y \sim \pm i v_x$. We have fur-

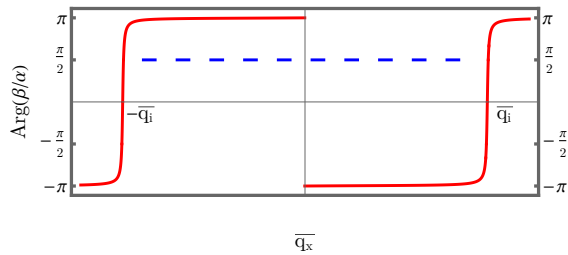


FIG. 6. (color online) Scattering phases from the scattering matrix theory. Scattering argument from ψ_0 in (5) at the bottom of the band ω_+ for $k \rightarrow 0$ (solid line), where sharp jump occurs at the point the edge mode merges with the bulk band q_i , as in Fig. 2–top panel. Scattering argument at the top of the bulk band, calculated with ψ_∞ for $k \rightarrow \infty$, where no overall 2π change is present (dashed line).

ther shown that these modes exist for both screened and unscreened situations, governed by local and non-local electrostatic potentials respectively. To corroborate our analytical findings, we performed numerical simulations with the help of TETHYS, a hydrodynamic solver specially developed for graphene [51, 56, 57]. Finally, a scattering matrix argument was employed for both magnetic domains which confirms the Yanai modes found analytically, ruling out the existence of ghost modes. As such, the bulk-edge correspondence holds if the correct number of Yanai and Kelvin modes are considered.

Our investigation opens the venue for a plethora of applications with topological waves in the terahertz (THz) regime, and therefore contributing for the development of topological plasmonics. In the future, the effects of non-linearity combined with the topological protection (topological solitons, for example) deserves a close inspection, and protocols for THz sources based on the excitation of topological modes may also be in order.

Acknowledgments.— H.T. acknowledges Fundação da Ciência e a Tecnologia (FCT-Portugal) through Contract No. CEECIND/00401/2018, and through the Project No. PTDC/FIS-OUT/3882/2020. P.C. acknowledges the funding provided by Fundação para a Ciência e a Tecnologia (FCT-Portugal) through the Grant No. PD/BD/150415/2019.

[1] D. J. Thouless, M. Kohmoto, M. P. Nightingale, and M. den Nijs, *Phys. Rev. Lett.* **49**, 405 (1982).
 [2] R. B. Laughlin, *Phys. Rev. B* **23**, 5632 (1981).
 [3] B. I. Halperin, *Phys. Rev. B* **25**, 2185 (1982).
 [4] M. Z. Hasan and C. L. Kane, *Rev. Mod. Phys.* **82**, 3045 (2010).
 [5] P. Wang, L. Lu, and K. Bertoldi, *Phys. Rev. Lett.* **115**, 104302 (2015).
 [6] S. Raghu and F. D. M. Haldane, *Phys. Rev. A* **78**, 033834 (2008).
 [7] V. Peano, C. Brendel, M. Schmidt, and F. Marquardt,

Phys. Rev. X **5**, 031011 (2015).
 [8] M. G. Silveirinha, *Phys. Rev. X* **9**, 011037 (2019).
 [9] E. Prodan and C. Prodan, *Phys. Rev. Lett.* **103**, 248101 (2009).
 [10] K. Y. Bliokh and F. Nori, *Phys. Rev. Lett.* **123**, 054301 (2019).
 [11] S. Shankar, M. J. Bowick, and M. C. Marchetti, *Phys. Rev. X* **7**, 031039 (2017).
 [12] F. Faure and B. Zhilinskii, *Phys. Rev. Lett.* **85**, 960 (2000).
 [13] G.E.Volovik, *Zhurnal Eksperimental'noj i Teoreticheskoy Fiziki*, 031039 (1988).
 [14] F. D. M. Haldane and S. Raghu, *Phys. Rev. Lett.* **100**, 013904 (2008).
 [15] S. Raghu and F. D. M. Haldane, *Phys. Rev. A* **78**, 033834 (2008).
 [16] Z. Wang, Y. Chong, J. D. Joannopoulos, and M. Soljačić, *Nature* **461**, 772 (2009).
 [17] L. Lu, J. D. Joannopoulos, and M. Soljačić, *Nature Photonics* **8**, 821 (2014).
 [18] W. A. Benalcazar, B. A. Bernevig, and T. L. Hughes, *Science* **357**, 61 (2017).
 [19] A. B. Khanikaev and G. Shvets, *Nature Photonics* **11**, 763 (2017).
 [20] T. Ozawa, H. M. Price, A. Amo, N. Goldman, M. Hafezi, L. Lu, M. C. Rechtsman, D. Schuster, J. Simon, O. Zilberberg, and I. Carusotto, *Rev. Mod. Phys.* **91**, 015006 (2019).
 [21] R. B. Laughlin, *Phys. Rev. B* **23**, 5632 (1981).
 [22] D. J. Thouless, M. Kohmoto, M. P. Nightingale, and M. den Nijs, *Phys. Rev. Lett.* **49**, 405 (1982).
 [23] B. I. Halperin, *Phys. Rev. B* **25**, 2185 (1982).
 [24] F. D. M. Haldane, *Phys. Rev. Lett.* **61**, 2015 (1988).
 [25] Y. Zhang, Y.-W. Tan, H. L. Stormer, and P. Kim, *Nature* **438**, 201 (2005).
 [26] K. S. Novoselov, Z. Jiang, Y. Zhang, S. V. Morozov, H. L. Stormer, U. Zeitler, J. C. Maan, G. S. Boebinger, P. Kim, and A. K. Geim, *Science* **315**, 1379 (2007).
 [27] A. Bhardwaj, S. P. P., K. V. Raman, and D. Suri, *Applied Physics Letters* **118**, 241901 (2021).
 [28] S. Zhang, S. Xia, Q. Cao, D. Wang, R. Liu, and Y. Du, *Applied Physics Letters* **115**, 022404 (2019).
 [29] Y. Hatsugai, *Phys. Rev. Lett.* **71**, 3697 (1993).
 [30] Y. Hatsugai, *Phys. Rev. B* **48**, 11851 (1993).
 [31] M. Z. Hasan and C. L. Kane, *Rev. Mod. Phys.* **82**, 3045 (2010).
 [32] Y.-T. Wang, P.-G. Luan, and S. Zhang, *New Journal of Physics* **17**, 073031 (2015).
 [33] M. Perrot, P. Delpierre, and A. Venaille, “Topological transition in stratified fluids,” (2018).
 [34] M. Perrot, P. Delpierre, and A. Venaille, *Nature Physics* **15**, 781 (2019).
 [35] G. M. Monteiro and S. Ganeshan, *Phys. Rev. Fluids* **6**, L092401 (2021).
 [36] G. M. Graf, H. Jud, and C. Tauber, *Communications in Mathematical Physics* **383**, 731 (2021).
 [37] S. Shankar, M. J. Bowick, and M. C. Marchetti, *Phys. Rev. X* **7**, 031039 (2017).
 [38] A. Souslov, B. C. van Zuiden, D. Bartolo, and V. Vitelli, *Nature Physics* **13**, 1091 (2017).
 [39] W. Gao, B. Yang, M. Lawrence, F. Fang, B. Béri, and S. Zhang, *Nature Communications* **7** (2016), 10.1038/ncomms12435.
 [40] D. Jin, L. Lu, Z. Wang, C. Fang, J. D. Joannopoulos,

- M. Soljačić, L. Fu, and N. X. Fang, *Nature Communications* **7** (2016), [10.1038/ncomms13486](https://doi.org/10.1038/ncomms13486).
- [41] D. Jin, Y. Xia, T. Christensen, M. Freeman, S. Wang, K. Y. Fong, G. C. Gardner, S. Fallahi, Q. Hu, Y. Wang, L. Engel, Z.-L. Xiao, M. J. Manfra, N. X. Fang, and X. Zhang, *Nature Communications* **10** (2019), [10.1038/s41467-019-12092-x](https://doi.org/10.1038/s41467-019-12092-x).
- [42] Y. Fu and H. Qin, *Nature Communications* **12** (2021), [10.1038/s41467-021-24189-3](https://doi.org/10.1038/s41467-021-24189-3).
- [43] F. R. Prudêncio and M. G. Silveirinha, *Phys. Rev. Lett.* **129**, 133903 (2022).
- [44] M. G. Silveirinha, *Phys. Rev. B* **92**, 125153 (2015).
- [45] M. G. Silveirinha, *Phys. Rev. B* **94**, 205105 (2016).
- [46] A. Souslov, K. Dasbiswas, M. Fruchart, S. Vaikuntanathan, and V. Vitelli, *Phys. Rev. Lett.* **122**, 128001 (2019).
- [47] C. Tauber, P. Delplace, and A. Venaille, *Journal of Fluid Mechanics* **868**, R2 (2019).
- [48] C. Tauber, P. Delplace, and A. Venaille, *Phys. Rev. Research* **2**, 013147 (2020).
- [49] G. Baardink, G. Cassella, L. Neville, P. A. Milewski, and A. Souslov, *Phys. Rev. E* **104**, 014603 (2021).
- [50] P. Delplace, J. B. Marston, and A. Venaille, *Science* **358**, 1075 (2017).
- [51] P. Cosme and H. Terças, *ACS Photonics* **7**, 1375 (2020), <https://doi.org/10.1021/acsp Photonics.0c00313>.
- [52] P. Cosme and H. Terças, *ACS Photonics* **7**, 1375 (2020).
- [53] S. Hofstein and F. Heiman, *Proceedings of the IEEE* **51**, 1190 (1963).
- [54] M. V. Berry, *Proceedings of the Royal Society of London. A. Mathematical and Physical Sciences* **392**, 45 (1984).
- [55] G. Baardink, G. Cassella, L. Neville, P. A. Milewski, and A. Souslov, *Phys. Rev. E* **104**, 014603 (2021).
- [56] P. Cosme, J. S. Santos, J. P. Bizarro, and I. Figueiredo, *Computer Physics Communications* **282**, 108550 (2023).
- [57] P. Cosme and H. Terças, *Applied Physics Letters* **118**, 131109 (2021).