

Blind Asynchronous Over-the-Air Federated Edge Learning

Saeed Razavikia[†], Jaume Anguera Peris[†], José Mairton B. da Silva Jr^{*,†}, and Carlo Fischione[†]

[†]School of Electrical Engineering and Computer Science, KTH Royal Institute of Technology, Stockholm, Sweden

^{*}Department of Electrical and Computer Engineering, Princeton University, New Jersey, USA

Email: [†]{sraz, jaumeap, carlofi}@kth.se, ^{*}{jb8191}@princeton.edu

Abstract—Federated Edge Learning (FEEL) is a distributed machine learning technique where each device contributes to training a global inference model by independently performing local computations with their data. More recently, FEEL has been merged with over-the-air computation (OAC), where the global model is calculated over the air by leveraging the superposition of analog signals. However, when implementing FEEL with OAC, there is the challenge on how to precode the analog signals to overcome any time misalignment at the receiver.

In this work, we propose a novel synchronization-free method to recover the parameters of the global model over the air without requiring any prior information about the time misalignments. For that, we construct a convex optimization based on the norm minimization problem to directly recover the global model by solving a convex semi-definite program. The performance of the proposed method is evaluated in terms of accuracy and convergence via numerical experiments. We show that our proposed algorithm is close to the ideal synchronized scenario by 10%, and performs 4× better than the simple case where no recovering method is used.

Index Terms—Asynchronous, federated edge learning, over-the-air computation, time misalignment

I. INTRODUCTION

The popularity of mobile devices and the evolution of sensing and machine learning have led to rapid access to mobile data for training artificial intelligent models. Yet, the variability and the distributed nature of the data do not guarantee that the inference model obtained locally from one device is able to perform well on data from other devices. To allow for a more collaborative approach, the devices can offload and combine their local data in the cloud, but this solution has been regarded as impractical, mainly due to the communication costs, data privacy concerns, and hardware variability of the devices [1]. A more prominent solution is federated learning, in which a centralized node periodically receives and combines the local models from multiple devices to obtain a more accurate global model.

Indeed, the above solutions have gathered interest for federated edge learning (FEEL), which combines federated learning with edge intelligence. Here, the devices periodically offload their models to a server located at the edge of the network, such that these are combined in a federated-learning fashion to obtain a global model that performs well across multiple devices. Specially, FEEL leverages the computational resources at the edge server while minimizing the communication costs at the network [2].

Yet, the wireless resources located at the edge may become limited as the number of mobile devices participating in FEEL increases or as the dimension of the local gradients increases [3]. To alleviate the communication costs and accelerate the training process, a new paradigm in communication and computation, called over-the-air computation (OAC), concurrently allocates all users over the same frequency resources and leverages the inherent waveform superposition of wireless signals. Specially, by appropriate precoding the analog transmitted signals, it is possible to calculate over the air the class of functions known as nomographic functions [4], such as the arithmetic mean or the weighted sum. This joint communication-and-computation scheme is particularly useful for FEEL, as the edge server is only interested in constructing a global model from the weighted average of the local models from all devices, so calculating this aggregation over the air using the superposition of analog signals results in much more efficient use of the communication resources and a faster federated-learning system than transmitting the digital signals, decoding them at the receiver, and calculating the aggregation later [5], [6].

However, there are many challenges upon implementing an OAC system. Recent works have made significant progress on this topic regarding the signal processing [5], the design of the transceivers [7], or the acquisition of channel state information [8]. Nevertheless, there are challenges that are still largely unsolved, such as how to accurately precode the transmitted signals and how to synchronize the clock of all the devices at the level of nanoseconds to maximize the number of participating devices while minimizing the distortions introduced by the channel or the devices themselves. These challenges are particularly important because, in practice, signal precoding is imperfect due to inaccurate channel estimation and non-ideal hardware, and the synchronization across different devices is costly because it requires all devices to time their transmissions accurately based on the propagation time. Therefore, in a realistic scenario, there appears some channel-gain mismatches, time asynchronies, or both [9].

To address these issues, the literature offers different solutions to the misalignment of OAC both for digital and analog systems. Early works [10] propose different techniques to achieve clock synchronization using the IEEE 802.11 protocol. These techniques are robust to propagation delays on the channel or within the devices, but they are susceptible to

unreliable network transmissions. The work in [11] implements an analog-modulated system based on coarse block-synchronization to be robust against synchronization errors. Specially, their model is optimal over medium-access strategies that separate the transmissions of nodes in time or code space but not in frequency. The work in [12] utilizes digital modulation and channel coding to combat any channel or time misalignments at the receiver, but it still requires decoding the transmitted signals, thus not fully leveraging the communication benefits of analog signals with OAC. The most related work up to date is [9], which tackles the problem of misalignment of analog OAC by constructing matched filters at the receiver, but it assumes that the sampling process knows the exact time misalignments from the different users.

A. Our contribution

In this work, we focus on the time misalignment of analog OAC and present a novel approach to recovering the arithmetic sum of the transmitted symbols. In particular,

- We do not consider any synchronization overhead, such that the receiver has no prior information about the time misalignments of any participating user.
- We consider an analog OAC scheme where all devices transmit each parameter of their local model in an uncoded fashion and over a fading, multiple-access wireless channel, such that the receiver sees the superposition of asynchronous signals.
- We reformulate the measurement at the receiver in terms of atoms and propose a convex optimization problem to recover the delays and the elements of the gradient, such that we obtain the summation to update the global gradient.
- We evaluate our proposed algorithm against the MNIST dataset and show how the proposed system achieves competitive results in this task, closing the performance gap down to 10% with respect to the ideal synchronized scenario, and being $4\times$ better than the simple case where no recovery method is implemented.

B. Document organization

The remainder of this paper is organized as follows. Section II presents the learning and communication models for the proposed OAC system. In Section III, we present an optimization problem to recover the arithmetic sum of the transmitted symbols. Then, we provide the numerical results in Section IV, followed by the concluding remarks in Section V.

C. Notation

Throughout this paper, scalars are denoted by lower-case letters x , and vectors and matrices are denoted by lower-case \mathbf{x} and upper-case boldface letters \mathbf{X} , respectively. The transpose and Hermitian of a matrix \mathbf{X} are represented by \mathbf{X}^\top and \mathbf{X}^H , respectively. We further use $f(t) \circledast g(t)$ to show the convolution between two continuous signals $f(t)$ and $g(t)$. For a set S , its cardinality is represented by $|S|$. For an integer N , $[N]$ stands for $\{1, 2, \dots, N\}$. $\mathbf{X} \geq \mathbf{0}$ means that \mathbf{X} is

a positive semidefinite matrix. Finally, the pseudo-inverse of matrix \mathbf{X} is denoted by \mathbf{X}^\dagger , and the element-wise inverse is denoted by $(\cdot)^{\circ-1}$,

II. SYSTEM MODEL

This section is divided into two parts. First, we present the federated learning model, and then we describe the communication model for transmitting the gradients of the inference model in both the uplink and the downlink.

A. Learning model

Following the same structure as in [2], [13]–[16], consider a federated learning scenario with K devices. For each device k , let \mathcal{D}_k denote its local dataset, and let the function $F_k(\mathbf{w})$ represent the average empirical loss at device k with respect to the model parameters $\mathbf{w} \in \mathbb{R}^N$, with N denoting the number of parameters, such that

$$F_k(\mathbf{w}) = \frac{1}{|\mathcal{D}_k|} \sum_{j \in \mathcal{D}_k} f_j(\mathbf{w}), \quad (1)$$

where $f_j(\mathbf{w})$ represents the empirical loss function at the data sample j of the k -th local dataset \mathcal{D}_k . Upon calculating $F_k(\mathbf{w})$, each device offloads their local model to the edge server for it to construct the global loss function of the model vector \mathbf{w} from each \mathcal{D}_k as

$$F(\mathbf{w}) = \frac{1}{|\mathcal{D}|} \sum_k |\mathcal{D}_k| F_k(\mathbf{w}) \quad (2)$$

where $\mathcal{D} = \sum_k |\mathcal{D}_k|$ represents the total number of samples from all devices. With that information, the server trains the global model by minimizing the following empirical cost function in a distributed manner

$$\mathbf{w}^* = \underset{\mathbf{w}}{\operatorname{argmin}} F(\mathbf{w}). \quad (3)$$

With the idea of preserving privacy, consider further a FEEL framework where each device uses its local dataset \mathcal{D}_k to perform stochastic gradient descent (SGD) to minimize their local loss function $f_j(\mathbf{w})$. More specifically, let $\mathbf{w}^{(m)} \in \mathbb{R}^N$ and $\Delta \mathbf{w}_k^{(m)} \in \mathbb{R}^N$ represent the parameters of the gradient and the estimate of the gradient of device k at the m -th communication round, respectively. Then,

$$\Delta \mathbf{w}_k^{(m)} = \frac{1}{|\mathcal{D}_k|} \sum_{j \in \mathcal{D}_k} \nabla f_j(\mathbf{w}^{(m)}) \quad (4)$$

where ∇ denotes the gradient operator. After this computation, the k -th device offloads its local model update $\Delta \mathbf{w}_k^{(m)}$ to the server. Upon receiving the information, the server calculates the global model of the gradient $\Delta \mathbf{w}^{(m)}$ of the loss function $F(\mathbf{w})$ from all K users as

$$\Delta \mathbf{w}^{(m)} = \frac{1}{K} \sum_{k=1}^K \Delta \mathbf{w}_k^{(m)}. \quad (5)$$

Finally, the server updates the current global model following the gradient descent as

$$\mathbf{w}^{(m+1)} = \mathbf{w}^{(m)} - \eta \Delta \mathbf{w}^{(m)}, \quad (6)$$

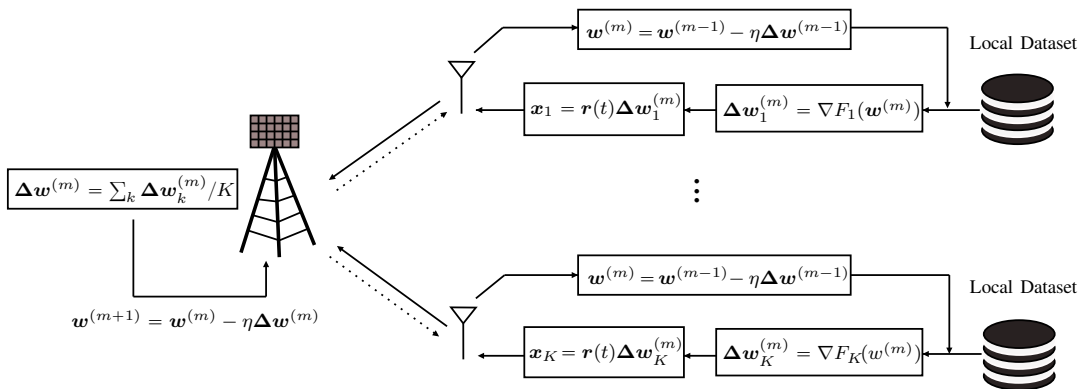


Fig. 1. Diagram of federated edge learning with over-the-air computation

where η is the learning rate. The global model is then broadcast back to the devices, and the same procedure is repeated until the model converges to a local minimum. Based on (5), we observe that the edge server only needs the aggregation of the local estimations $\Delta \mathbf{w}_k^{(m)}$, but it does not need the individual gradients from each users. Therefore, this aggregation can be calculated over-the-air following an OAC scheme. Finally, and for simplicity, since the communication procedure is the same for every round, we omit the index m from $\Delta \mathbf{w}^{(m)}$ and show the gradient at each iteration as $\Delta \mathbf{w}$.

B. Communication model

In each communication round, consider all devices to transmit a vector $\mathbf{x}_k \in \mathbb{R}^N$ simultaneously to the edge server over a broadband multi-access channel (MAC). In a typical communication system, since the communications are not ideal because of the characteristics of the receiver and the fact that all devices are not synchronized with each other, let the channel introduce noise, and let a time misalignment appear between the different received signals. Altogether, we express the received signal at the edge server at time t as

$$\mathbf{y}(t) = \sum_{k=1}^K h_k \mathbf{x}_k(t - \tau_k) + \mathbf{z}(t). \quad (7)$$

The coefficients h_k originate from transmitting the symbols from the k -th device to the edge server over a fading channel, which are assumed to be Rayleigh distributed and known at the transmitter. The parameters τ_k represent the unknown delays of k -th device, and are considered to take arbitrary continuous values in $[0, T]$. Finally, the additive term $\mathbf{z}(t)$ represents the white Gaussian noise (AWGN), which is considered to be distributed according to $\mathcal{N}(\mathbf{0}, \sigma_z^2 \mathbf{I})$.

Considering this uplink transmission model, we are interested in designing a transmitter and a receiver that reverts the effect of the channel and allows all K devices to transmit all N parameters from $\Delta \mathbf{w}_k$ at once, such that the receiver recovers (5) from the received signals. For the resource allocation, consider \bar{B} to be the total available bandwidth in our system, and let $B = \bar{B}/N$ be the bandwidth allocated to simultaneously transmit one of the elements of the gradient

$\Delta \mathbf{w}_k$ for all devices $k \in [K]^1$. Then, consider that we construct N orthogonal band-limited signals $r_i(t)^2$ for $i \in [N]$ to simultaneously transmit the i -th element of the gradient $\Delta w_{i,k} := [\Delta \mathbf{w}]_{i,k}$ of all devices $k \in [K]$ over the i -th frequency band, with

$$R_i(f) = \mathcal{F}\{r_i(t)\} = 0, \quad \forall |f| > B/2,$$

where $\mathcal{F}\{\cdot\}$ denotes the Fourier transform.

At the transmitter side, let each device k construct a positive representation of the gradient $\Delta w_{i,k}$ as

$$\Delta w_{i,k}^+ := \Delta w_{i,k} + \gamma \geq 0.$$

where γ is selected sufficiently large to satisfy the inequality above³. With that, each device encodes the information of the gradient⁴ into the signal $\mathbf{x}_k(t) = \Delta \mathbf{w}_k^+ \frac{h_k^*}{|h_k|} \sqrt{p_k} \mathbf{r}(t)$ from the known Rayleigh fading coefficients h_k and the $N \times 1$ vector signal $\mathbf{r}(t)$ whose elements $r_i(t)$ satisfy $r_i(t) \otimes r_j(t) = 0$ for any $i \neq j$. Here we assume that all devices compensate for the effect of the fading h_k by setting $p_k = |h_k|^{-2}$; otherwise it would result in weaker signal strength.

The task of the receiver is then to estimate the global gradient $\Delta \mathbf{w}^+$ from the received signal (7). From the description above, the i -th element of the received signal $y_i(t) := [\mathbf{y}]_i(t)$ can be expressed as

$$y_i(t) = \sum_{k=1}^K \Delta w_{i,k}^+ r_i(t) + z_i(t), \quad \forall i \in [N]. \quad (8)$$

¹For large N , the whole uplink transmission can be separated in different batches, such that all N parameters are transmitted to the server over different time periods.

²The waveform $r(t)$ can be constructed over the band $[-B/2, B/2]$ using the sinc kernel $\text{sinc}(Bt)$. Specially, since the sinc kernel decays relatively fast, $r(t)$ would be approximately supported on the interval $[-3T/2, 3T/2]$.

³The parameter γ can be selected before initiating the FEEL process and be known at the receiver, so it suffices to make γ large enough to satisfy the inequality, with the only condition that it needs to be larger than the possible minimum of all gradients, i.e., $\gamma \geq \min_{i,k} \Delta w_{i,k}$. This minimum can also be shared by the edge server, in which case the overhead of transmitting one scalar per device is negligible

⁴This encoding step also includes quantization, so the encoded information in the transmitted signal loses accuracy. Here we do not consider this loss in accuracy, but one could refer to [17] for more information about the effect of the quantization error on the inference problem.

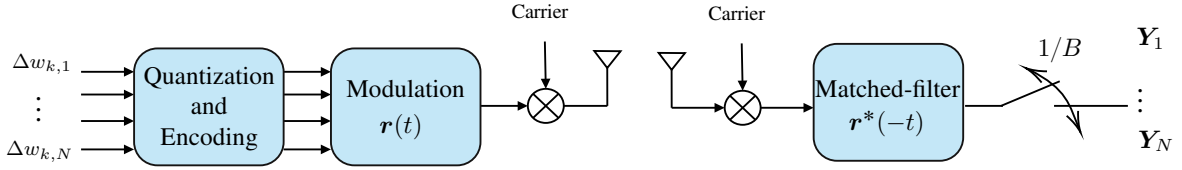


Fig. 2. The block diagram of the communication system in the over-the-air computation problem. The left side shows the architecture of the transmitter of k -th node, and right side architecture of the transceiver is depicted

After the signal goes through a matched filter, we obtain

$$\begin{aligned} \tilde{y}_i(t) &= y_i(t) \otimes r_i^*(-t) \\ &= \left(\sum_{k=1}^K \Delta w_{i,k}^+ r_i(t - \tau_k) + z_i(t) \right) \otimes r_i^*(-t) \\ &= \sum_{k=1}^K \Delta w_{i,k}^+ g_i(t - \tau_k) + \tilde{z}_i(t), \end{aligned} \quad (9)$$

where $g(t)$ represents the convoluted waveform at time t . Since $\tilde{y}_i(t)$ is band-limited and approximately time-limited, the receiver samples $\tilde{y}_i(t)$ at rate $1/B$ in the interval $[-T/2, T/2]$ to collect all its degree of freedom $L = BT =: 2M + 1$ samples. If we mathematically manipulate (9) by applying the discrete Fourier transform (DFT) and the inverse DFT, the ℓ -th sample of the signal $\tilde{y}_i(t)$, denoted by $Y_i(\ell)$, in the interval $\frac{\ell}{B} \in [-T/2, T/2]$ can be expressed by [18]

$$Y_i(\ell) = \sum_{k=1}^K \Delta w_{i,k}^+ \theta_{i,k}(\ell) + Z_i(\ell), \quad (10)$$

where $Z_i(\ell) = \tilde{z}_i(\frac{\ell}{B})$,

$$\theta_{i,k}(\ell) = \sum_{q=-M}^M [\mathbf{a}(\tau_k)]_q g_i(\frac{\ell}{B}) e^{\frac{j2\pi\ell q}{L}}, \quad (11)$$

and

$$[\mathbf{a}(\tau_k)]_q = \frac{1}{L} \sum_{r=-M}^M e^{\frac{j2\pi(q-L\tau_k)r}{L}}, \quad (12)$$

with $\mathbf{a}(\tau) \in \mathbb{C}^L$ being the atom or building block [19]. Without loss of generality, we assume all $g_i(t)$ to be periodic with duration T^5 , $T_{\max} = 1$, and $\tau_k \in [0, 1)$ for $k \in [K]$. We further map the frequency indices ℓ from $[-B/2], \dots, 0, \dots, [B/2]$ to $0, \dots, L-1$, where $L = 2[B/2] + 1$ is the total number of frequency samples. Furthermore, to alleviate the notation, we rewrite (10) as

$$\mathbf{Y}_i = \mathbf{G}_i \mathbf{X}_i + \mathbf{Z}_i, \quad (13)$$

where $\mathbf{X}_i = \sum_{k=1}^K \Delta w_{i,k}^+ \mathbf{a}(\tau_k) \in \mathbb{C}^L$, $\mathbf{G}_i \in \mathbb{C}^{L \times L}$ is the waveform matrix whose (ℓ, q) -th element is defined as $[\mathbf{G}_i]_{(\ell, q)} = g_i(\frac{\ell}{B}) e^{\frac{j2\pi\ell q}{L}}$, $\mathbf{Z}_i = [Z_i(1), \dots, Z_i(L)]^T$, and $\mathbf{Y}_i = [Y_i(1), \dots, Y_i(L)]^T$. Altogether, the sampling scheme is depicted in Fig. 2. Since the waveform $r_i(t)$ is known,

⁵We assume periodicity to obtain (10). Clearly, this assumption is not practical because the waveform signal is not time-limited. However, we can consider the quasi-periodic waveform satisfying $g(\frac{\ell}{B}) = 0$ for $\ell \notin [-L/2, L/2]$.

we can remove the effect of $g_i(t)$ in (13) by multiplying the measurements to the Fourier transform inverse $(\mathbf{G}_i)^{-1}$ (assuming \mathbf{G}_i is invertible for any $i \in [N]$). Then, we observe

$$\mathbf{V}_i = \mathbf{X}_i + \hat{\mathbf{Z}}_i, \quad \forall i \in [N], \quad (14)$$

where $\mathbf{V}_i = (\mathbf{G}_i)^{-1} \mathbf{Y}_i$, and $\hat{\mathbf{Z}}_i$ is the AWGN additive noise with bounded variance σ_z^2 . Considering this, the next section presents a method to perfectly recover $\sum_{k=1}^K \Delta w_{i,k}$ from \mathbf{V}_i .

III. RECOVERY METHOD

The problem presented in Section II and summarized in (14) is closely related to the classical problem of *line spectrum estimation* or *super resolution* problem [20], in which we seek to estimate all the delays and the amplitudes $\{\tau_k, \Delta w_{i,k}^+\}_{k=1}^K$ from a mixture of sinusoids. The main difference is that the edge server is interested in the mean $\frac{1}{K} \sum_{k=1}^K \Delta w_{i,k}^+$ instead of each individual component $\Delta w_{i,k}^+$. Our proposed solution is to estimate directly the mean of gradients $s_i := \frac{1}{K} \sum_{k=1}^K \Delta w_{i,k}^+$ from (14) using the notion of atomic norm of the signal \mathbf{X}_i .

To begin, define the atomic set as

$$\mathcal{A} := \{\mathbf{a}(\tau) : \tau \in [0, 1)\}, \quad (15)$$

and the associated Minkowski functional over the set \mathcal{A} as [19]

$$\|\mathbf{X}\|_{\mathcal{A}} := \inf_{\substack{\beta_j \in \mathbb{R}^+ \\ \tau_j \in [0, 1)}} \left\{ \sum_j \beta_j : \mathbf{X} = \sum_j \beta_j \mathbf{a}(\tau_j) \right\}. \quad (16)$$

Finding the optimal parameters in (16) is not an easy task because it involves an infinite-dimensional variable optimization due to the continuity of the set \mathcal{A} . Alternatively, we can rewrite (16) using the Carathéodory-Fejér-Pisarenko decomposition [21] as the following semi-definite program

$$\begin{aligned} \|\mathbf{X}\|_{\mathcal{A}} &= \min_{\mathbf{u} \in \mathbb{C}^L, t > 0} \frac{1}{2} (\text{Re}(u_1) + t) \\ \text{s.t.} \quad & \begin{bmatrix} \text{Toep}(\mathbf{u}) & \mathbf{F}^{-H} \mathbf{X} \\ \mathbf{X}^H \mathbf{F}^{-1} & t \end{bmatrix} \geq \mathbf{0}, \end{aligned} \quad (17)$$

where \mathbf{F} denotes the DFT matrix whose elements are given by $[\mathbf{F}]_{(k, l)} := \frac{1}{L} e^{-j2\pi lk/L}$, and the Hermitian Toeplitz matrix $\text{Toep}(\mathbf{u})$ for a vector $\mathbf{u} \in \mathbb{C}^L$, is defined as

$$\text{Toep}(\mathbf{u}) := \begin{bmatrix} u_1 & u_2 & \dots & u_L \\ u_2^* & u_1 & \dots & u_{L-1} \\ \vdots & \vdots & \ddots & \vdots \\ u_L^* & u_{L-1}^* & \dots & u_1 \end{bmatrix}. \quad (18)$$

Hence, the optimization problem to jointly recover the delays τ_k and the gradients $\Delta w_{i,k}^+$ can be obtained by searching for signals \mathbf{X}_i that are both sparse in the continuous atom set \mathcal{A} (small atom norms) and close to the observation \mathbf{V}_i , i.e.,

$$\min_{\mathbf{X}_i} \|\mathbf{X}_i\|_{\mathcal{A}} + \lambda \|\mathbf{X}_i - \mathbf{V}_i\|_2^2. \quad (19)$$

Here, the regularization parameter $\lambda > 0$ needs to be chosen appropriately. By employing the atomic decomposition, (19) can be reformulated as follows

$$\begin{aligned} \hat{\mathbf{X}}_i &= \min_{\substack{\mathbf{x}, t > 0 \\ \mathbf{u} \in \mathbb{C}^L}} \frac{1}{2} (\text{Re}(u_1) + t) + \lambda \|\mathbf{X}_i - \mathbf{V}_i\|_2^2 \\ \text{s.t. } &\begin{bmatrix} \text{Toep}(\mathbf{u}) & \mathbf{F}^{-H} \mathbf{X}_i \\ \mathbf{X}_i^H \mathbf{F}^{-1} & t \end{bmatrix} \geq \mathbf{0}. \end{aligned} \quad (20)$$

This convex optimization problem can be solved efficiently using standard tools from convex optimization [22].

After obtaining the Toeplitz matrix $\text{Toep}(\mathbf{u})$, we employ the Vandermonde decomposition via solving a generalized eigenvalue problem [23] as

$$\text{Toep}(\mathbf{u}) = \sum_{k=1}^{K'} \Delta w_{i,k}^+ \mathbf{a}(\tau'_k) \mathbf{a}(\tau'_k)^H$$

to identify the support $\{\tau'_k\}_{k=1}^{K'}$ as well as the atomic norm $\|\hat{\mathbf{X}}_i\|_{\mathcal{A}} = \sum_{k=1}^K \Delta w_{i,k}^+$. With that, the amplitudes, and subsequently the mean value $\hat{s}_i = \frac{1}{K} \|\hat{\mathbf{X}}_i\|_{\mathcal{A}} = \frac{1}{K} \sum_{k=1}^K \Delta w_{i,k}^+ - \gamma$, are obtained. Finally, the average gradient is estimated from $\widehat{\Delta \mathbf{w}} = [\hat{s}_1, \dots, \hat{s}_N]^T$.

Remark 1. It is established that problem (20) can recover the positive mean value s_i without requiring any separation between the delays [24], as long as $K \leq \lfloor \frac{L-1}{2} \rfloor$, and the estimated parameters \hat{s}_i satisfy

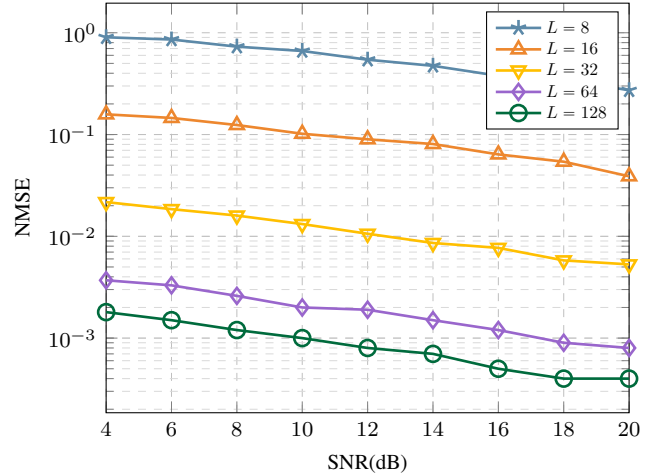
$$|s_i - \hat{s}_i| = \mathcal{O}\left(\sigma_z \sqrt{\frac{\log L}{L}}\right), \quad \forall i \in [N] \quad (21)$$

where σ_z denotes the variance of noise and L is the number of samples.

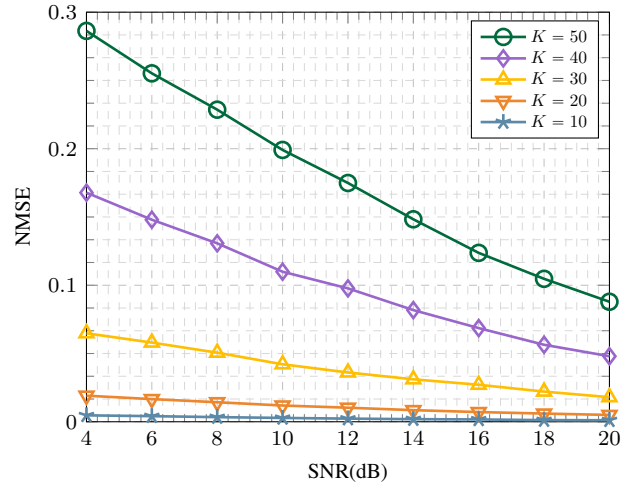
IV. NUMERICAL RESULTS

This section examines the performance of our proposed algorithm in terms of the normalized mean squared error (NMSE) between the true sum of models and the estimated one for different numbers of users K and Fourier samples L . We also evaluate our method against the MNIST dataset and show how the proposed system can achieve competitive results in this task while using a simple recovery method. In all the experiments, the channel coefficients $\{h_k\}_{k=1}^K$ are *i.i.d* generated uniformly on the unit sphere, and the delays $\{\tau_k\}_{k=1}^K$ are uniformly distributed at random between 0 and 1, i.e., $\tau_k \sim \mathcal{U}[0, 1)$. Moreover, all waveforms $r_i(t)$ are randomly generated using $\sum_{\ell=-L-M}^{L+M} a_i \text{sinc}(tB - \ell)$ with $a_i \sim \mathcal{N}(0, 1/L)$ for all $i \in [N]$. The optimization problem in (20) is implemented using the SDPT3 package of CVX in MATLAB.

For the first experiment, we check the performance of the proposed algorithm for estimating the summation of each



(a) $K = 5$ users



(b) $L = 128$ samples

Fig. 3. NMSE as a function of the SNR (dB) for (a) different number of Fourier samples L , and (b) different number of users K by averaging over 100 Monte Carlo trials. The results show the effect of the number of users on the performance of the proposed algorithm for estimating the parameters of the global inference model using OAC with unknown communication delays.

individual element of the gradient vector Δw_i for different signal to noise ratio (SNR), defined as $\text{SNR} = 20 \log\left(\frac{\|\mathbf{G}\mathbf{X}\|_2}{\|\mathbf{Z}\|_2}\right)$. Figure 3 (a) shows the NMSE for $K = 5$ users over different SNRs within [4, 20] dB and over different number of Fourier samples $L = \{8, 16, 32, 64, 128\}$. As we can observe, the error decreases for increasing SNR and for increasing number of samples. We further repeat the simulation to check the effect of the number of users on the recovery problem. The results are shown in Figure 3 (b) for $L = 128$ samples. As the number of users increases, the NMSE error also increases, which shows the need for more samples. Specially, the error aggravates for a large number of users, e.g., $K \geq 40$. This comes from the fact that having more users results in two or more parameters being close to each other, thus making it more difficult to satisfy the conditions from Remark 1. Consequently, the optimization in (20) cannot perfectly separate the amplitude and delays of each

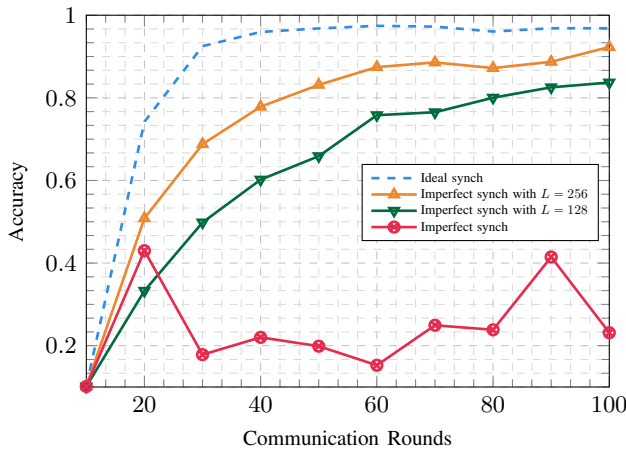


Fig. 4. Accuracy of the MNIST task as a function of the communication rounds for $K = 10$ users and SNR 5 dB. The results show the performance of our proposed recovery method for imperfect and perfect synchronization.

individual device k , resulting in a worse NMSE.

For the last experiment, we evaluate the performance of the estimation for the FEEL problem for $K = 10$ devices when the task is a multi-label classification on the MNIST dataset [25]. We used a simple neural network that consists of an input layer of 784 nodes, a hidden layer of 100 nodes, and an output layer of 10 nodes. We compare the performance of our proposed method with the standard method when the communication system uses ideal versus imperfect synchronization with SNR = 5 dB. Figure 4 depicts the accuracy for these cases with different number of samples $L = 128$ and $L = 256$. Note that the accuracy of our proposed algorithm increases for increasing number of samples, closing the gap with respect to the ideal synchronized scenario down to 10%, and being up to 4 times better than just recovering the global model directly from the received data without doing any processing. Overall, the results suggest that our proposed method can successfully learn the global model even in a blind imperfect synchronization scenario.

V. CONCLUSIONS

In this paper, we consider the FEEL problem where each device contributes to training a global inference model by independently performing local computations with their data. We explained that typical over-the-air computation methods usually make the idealistic assumption that there is perfect synchronization between the devices and the receiver. Other existing methods solve this misalignment problem, but they assume the delays to be known. Here, we instead focus on the OAC problem considering that there is no prior information on channel delays over the AWGN channel. We proposed a novel synchronization-free method to recover the global inference model without requiring any prior information about the devices' delays. For that, we developed an atomic norm minimization problem in order to recover the summation of the gradient by solving a convex semi-definite program. Finally, we evaluated the performance of the recovery method in

terms of accuracy and convergence via numerical experiments, and showed that our proposed system is close to the ideal synchronized scenario by 10%, and performs 4× better than using no recovery methods.

REFERENCES

- [1] T. Li *et al.*, "Federated learning: Challenges, methods, and future directions," *IEEE Sig. Proc. Mag.*, vol. 37, no. 3, pp. 50–60, 2020.
- [2] B. McMahan *et al.*, "Communication-efficient learning of deep networks from decentralized data," in *Artificial Intelligence and Statistics*, pp. 1273–1282, PMLR, 2017.
- [3] A. Tak and S. Cherkaoui, "Federated edge learning: Design issues and challenges," *IEEE Network*, vol. 35, no. 2, pp. 252–258, 2020.
- [4] M. Goldenbaum, H. Boche, and S. Stańczak, "Nomographic functions: Efficient computation in clustered gaussian sensor networks," *IEEE Trans. Wireless Commun.*, vol. 14, no. 4, pp. 2093–2105, 2014.
- [5] M. Goldenbaum, H. Boche, and S. Stańczak, "Harnessing interference for analog function computation in wireless sensor networks," *IEEE Trans. Sig. Proc.*, vol. 61, no. 20, pp. 4893–4906, 2013.
- [6] H. Hellström *et al.*, "Wireless for machine learning: A survey," *Foundations and Trends® in Sig. Proc.*, vol. 15, no. 4, pp. 290–399, 2022.
- [7] L. Chen *et al.*, "Over-the-air computation for IoT networks: Computing multiple functions with antenna arrays," *IEEE Internet of Things J.*, vol. 5, no. 6, pp. 5296–5306, 2018.
- [8] F. Ang *et al.*, "Robust design for massive CSI acquisition in analog function computation networks," *IEEE Trans. Veh. Tech.*, vol. 68, no. 3, pp. 2361–2373, 2019.
- [9] Y. Shao, D. Gunduz, and S. C. Liew, "Bayesian over-the-air computation," *arXiv preprint arXiv:2109.03780*, 2021.
- [10] A. Mahmood *et al.*, "Clock synchronization over IEEE 802.11—a survey of methodologies and protocols," *IEEE Trans. on Industrial Informatics*, vol. 13, no. 2, pp. 907–922, 2016.
- [11] M. Goldenbaum and S. Stanczak, "Robust analog function computation via wireless multiple-access channels," *IEEE Trans. on Commun.*, vol. 61, no. 9, pp. 3863–3877, 2013.
- [12] X. Zhao *et al.*, "Broadband digital over-the-air computation for asynchronous federated edge learning," in *Proc. IEEE International Conf. Commun.*, pp. 5359–5364, 2022.
- [13] M. I. Jordan *et al.*, "Communication-efficient distributed statistical inference," *Journal of the American Statistical Association*, 2018.
- [14] J. Konečný *et al.*, "Federated learning: Strategies for improving communication efficiency," *arXiv preprint arXiv:1610.05492*, 2016.
- [15] R. Tandon, Q. Lei, A. G. Dimakis, and N. Karampatziakis, "Gradient coding: Avoiding stragglers in distributed learning," in *Int. Conf. Mach. Learn.*, pp. 3368–3376, PMLR, 2017.
- [16] T. Chen *et al.*, "LAG: Lazily aggregated gradient for communication-efficient distributed learning," *Advances in Neural Information Processing Systems*, vol. 31, 2018.
- [17] G. Zhu *et al.*, "One-bit over-the-air aggregation for communication-efficient federated edge learning: Design and convergence analysis," *IEEE Trans. Wireless Commun.*, vol. 20, no. 3, pp. 2120–2135, 2020.
- [18] S. Bayat and S. Daei, "Separating radar signals from impulsive noise using atomic norm minimization," *IEEE Trans. Circuits Syst., II, Exp. Briefs*, vol. 68, no. 6, pp. 2212–2216, 2020.
- [19] V. Chandrasekaran *et al.*, "The convex geometry of linear inverse problems," *Foundations of Computational mathematics*, vol. 12, no. 6, pp. 805–849, 2012.
- [20] E. J. Candès and C. Fernandez-Granda, "Towards a mathematical theory of super-resolution," *Communications on Pure and Applied Mathematics*, vol. 67, no. 6, pp. 906–956, 2014.
- [21] T. T. Georgiou, "The Carathéodory–Fejér–Pisarenko decomposition and its multivariable counterpart," *IEEE Trans. Automatic Control*, vol. 52, no. 2, pp. 212–228, 2007.
- [22] S. Boyd, S. P. Boyd, and L. Vandenberghe, *Convex optimization*. Cambridge university press, 2004.
- [23] Y. Hua and T. K. Sarkar, "Matrix pencil method for estimating parameters of exponentially damped/undamped sinusoids in noise," *IEEE Trans. Acoust., Speech, Signal Process.*, vol. 38, no. 5, pp. 814–824, 1990.
- [24] V. I. Morgenshtern and E. J. Candes, "Super-resolution of positive sources: The discrete setup," *SIAM Journal on Imaging Sciences*, vol. 9, no. 1, pp. 412–444, 2016.
- [25] Y. LeCun *et al.*, "Gradient-based learning applied to document recognition," *Proceedings of the IEEE*, vol. 86, no. 11, pp. 2278–2324, 1998.