

# ON A CLASS OF CERTAIN NON-UNIVALENT FUNCTIONS

S. SIVAPRASAD KUMAR AND POOJA YADAV

ABSTRACT. In this paper, we introduce a family of analytic functions given by

$$\psi_{A,B}(z) := \frac{1}{A-B} \log \frac{1+Az}{1+Bz},$$

which maps univalently the unit disk onto either elliptical or strip domains, where either  $A = -B = \alpha$  or  $A = \alpha e^{i\gamma}$  and  $B = \alpha e^{-i\gamma}$  ( $\alpha \in (0, 1]$  and  $\gamma \in (0, \pi/2]$ ). We study a class of non-univalent analytic functions defined by

$$\mathcal{F}[A, B] := \left\{ f \in \mathcal{A} : \left( \frac{zf'(z)}{f(z)} - 1 \right) \prec \psi_{A,B}(z) \right\}.$$

Further, we investigate various characteristic properties of  $\psi_{A,B}(z)$  as well as functions in the class  $\mathcal{F}[A, B]$  and obtain the sharp radius of starlikeness of order  $\delta$  and univalence for the functions in  $\mathcal{F}[A, B]$ . Also, we find the sharp radii for functions in  $\mathcal{BS}(\alpha) := \{f \in \mathcal{A} : zf'(z)/f(z) - 1 \prec z/(1 - \alpha z^2), \alpha \in (0, 1)\}$ ,  $\mathcal{S}_{cs}(\alpha) := \{f \in \mathcal{A} : zf'(z)/f(z) - 1 \prec z/((1-z)(1+\alpha z)), \alpha \in (0, 1)\}$  and others to be in the class  $\mathcal{F}[A, B]$ .

## 1. INTRODUCTION

Let  $\mathcal{A}$  denote the class of analytic functions  $f$  defined on the open unit disk  $\mathbb{D} = \{z \in \mathbb{C} : |z| < 1\}$ , such that  $f(z) = z + a_2z^2 + a_3z^3 + \dots$ . The subclass of  $\mathcal{A}$  consisting of all univalent functions is denoted by  $\mathcal{S}$ . For two analytic functions  $f$  and  $g$ , we say that  $f$  is subordinate ( $\prec$ ) to  $g$ , if  $f(z) = g(\omega(z))$  where  $\omega(z)$  is a Schwarz function. Let  $\mathcal{S}^*$  be the class of starlike functions, consists of functions  $f \in \mathcal{S}$  such that  $zf'(z)/f(z) \prec (1+z)/(1-z)$ . In [6], Ma and Minda unifies all the subclasses of  $\mathcal{S}^*$  as follows:

$$\mathcal{S}^*(\Phi) := \left\{ f \in \mathcal{S} : \frac{zf'(z)}{f(z)} \prec \Phi(z) \right\}, \quad (1.1)$$

where  $\Phi$  is univalent with  $\Phi'(0) > 0$  satisfying

- A.  $\Phi(z) \prec (1+z)/(1-z)$
- B.  $\Phi(\mathbb{D})$  is symmetric about real axis and starlike with respect to  $\Phi(0) = 1$ .

Further, Kumar and Banga [3], called such  $\Phi$  as *Ma-Minda function* and the class of all Ma-Minda functions is denoted by  $\mathcal{M}$ . In [3], authors extensively studied Ma-Minda functions and classified them as *non-Ma-Minda function of type-A* whenever condition A doesn't hold, the class of all such functions is denoted by  $\widetilde{\mathcal{M}}_A$ . In past many authors studied the class (1.1) for various choices of  $\Phi \in \mathcal{M}$ , such as  $\mathcal{S}^*(2/(1+e^{-z})) =: \mathcal{S}_{SG}^*$  [1],  $\mathcal{S}^*(e^z) =: \mathcal{S}_e^*$  [9],  $\mathcal{S}^*(z + \sqrt{1+z^2})$  [10],  $\mathcal{S}^*(\sqrt{1+z}) =: \mathcal{S}_L^*$  [13], etc. Also the well known classes  $\mathcal{S}^*(A, B)$  and  $\mathcal{S}\mathcal{S}^*(\alpha)$  are also obtained by taking  $\Phi(z) \in \mathcal{M}$  as  $(1+Az)/(1+Bz)$  ( $-1 \leq B < A \leq 1$ ) and  $((1+z)/(1-z))^\alpha$  ( $\alpha \in (0, 1)$ ) respectively. In particular,  $\mathcal{S}^*(1, -1) =: \mathcal{S}^*$ ,  $\mathcal{S}^*(1-2\delta, -1) =: \mathcal{S}^*(\delta)$  ( $\delta \in [0, 1)$ ), the class of starlike functions of order  $\delta$ . Robertson [11] introduced and investigated the class of starlike

---

2010 *Mathematics Subject Classification.* 30C45, 30C50, 30C80.

*Key words and phrases.* Analytic, Subordination, Logarithmic function, Starlike function, Non-univalent function.

The second author is supported by The Council of Scientific and Industrial Research(CSIR). Ref.No.:08/133(0030)/2019-EMR-I.

functions of order  $\delta$ , denoted by  $\mathcal{S}_\delta^*$  for  $\delta \leq 1$ . Note that if  $\delta < 0$ , then the functions in  $\mathcal{S}_\delta^*$  may not be univalent, i.e. if  $\delta < 0$ , then  $\Phi(z) = (1 + (1 - 2\delta)z)/(1 - z) \in \widetilde{\mathcal{M}}_A$  and  $\mathcal{S}_\delta^* \not\subset \mathcal{S}^*$ . Later many authors considered the classes associated with non-Ma-Minda functions of type-A such as the class by Uralegaddi [14]

$$\mathcal{M}(\beta) = \left\{ f \in \mathcal{A} : \frac{zf'(z)}{f(z)} \prec \frac{1 + (2\beta - 1)z}{1 - z}, \beta > 1 \right\},$$

the classes associated with the Booth Lemniscate and Cissoid of Diocles

$$\mathcal{BS}^*(\alpha) := \left\{ f \in \mathcal{A} : \left( \frac{zf'(z)}{f(z)} - 1 \right) \prec \frac{z}{1 - \alpha z^2}, \alpha \in [0, 1) \right\},$$

$$\mathcal{S}_{cs}^*(\alpha) := \left\{ f \in \mathcal{A} : \left( \frac{zf'(z)}{f(z)} - 1 \right) \prec \frac{z}{(1 - z)(1 + \alpha z)}, \alpha \in [0, 1) \right\},$$

which were introduced by [2] and [7] respectively. Similarly, Masih and Kanas [8] studied the class  $\mathcal{ST}_L^*(s) := \{f \in \mathcal{A} : zf'(z)/f(z) \prec \mathbb{L}_s(z)\}$  associated with the Limaçon of Pascal  $\mathbb{L}_s(z) = (1 + sz)^2$ ,  $s \in [-1, 1] \setminus \{0\}$ . Note that  $\mathbb{L}_s(z) \in \widetilde{\mathcal{M}}_A$ , whenever  $|s| > 1/\sqrt{2}$ . Recently, Kumar and Gangania [5] studied the following class:

$$\mathcal{F}(\psi) := \left\{ f \in \mathcal{A} : \frac{zf'(z)}{f(z)} - 1 \prec \psi(z) \right\}, \quad (1.2)$$

where  $\psi(z) \in \mathcal{S}^*$ . If  $1 + \psi(z) \prec (1 + z)/(1 - z)$  and  $1 + \psi(\mathbb{D})$  is symmetric about the real axis with  $\psi'(0) > 0$  then  $\mathcal{F}(\psi)$  reduces to the class  $\mathcal{S}^*(1 + \psi)$ , a Ma-Minda class and if  $1 + \psi(z) \not\prec (1 + z)/(1 - z)$  then the functions in  $\mathcal{F}(\psi)$  may not be univalent, thus  $\mathcal{F}(\psi) \not\subset \mathcal{S}^*$ . Note that all above mentioned classes associated with non-Ma-Minda functions of type-A are the special cases of  $\mathcal{F}(\psi)$  such as  $\mathcal{F}((1 + (2\beta - 1)z)/(1 - z)) =: \mathcal{M}(\beta)$ ,  $\mathcal{F}(z/(1 - \alpha z^2)) =: \mathcal{BS}^*(\alpha)$ ,  $\mathcal{F}(z/((1 - z)(1 + \alpha z))) =: \mathcal{S}_{cs}^*(\alpha)$  and  $\mathcal{F}((1 + sz)^2) =: \mathbb{L}_s(z)$ .

Motivated by the above, we define a family of functions  $\psi_{A,B}(z)$  as

$$\psi_{A,B}(z) := \frac{1}{A - B} \log \left( \frac{1 + Az}{1 + Bz} \right) \quad z \in \mathbb{D}, \quad (1.3)$$

where either  $A = -B = \alpha$  or  $A = \alpha e^{i\gamma}$  and  $B = \alpha e^{-i\gamma}$ , for  $0 < \alpha \leq 1$  and  $0 < \gamma \leq \pi/2$ . The function defined by (1.3) is analytic everywhere except the branchcuts  $\{-\infty < \operatorname{Re} Az \leq -1, \operatorname{Im} Az = 0\} \cup \{-\infty < \operatorname{Re} Bz \leq -1, \operatorname{Im} Bz = 0\}$  with  $\psi_{A,B}(0) = \psi'_{A,B}(0) - 1 = 0$ , i.e.  $\psi_{A,B}(z) \in \mathcal{A}$ . Now we introduce the following classes associated with  $\psi_{A,B}(z)$ :

**Definition 1.1.** Let  $p \in \mathcal{S}$ . Then  $p \in \mathcal{L}[A, B]$  if and only if

$$p(z) \prec \psi_{A,B}(z).$$

**Definition 1.2.** Let  $f \in \mathcal{A}$ . Then  $f \in \mathcal{F}[A, B]$  if and only if

$$\frac{zf'(z)}{f(z)} - 1 \prec \psi_{A,B}(z). \quad (1.4)$$

In section 2 we investigate various characteristic properties of functions in the classes  $\mathcal{L}[A, B]$  and  $\mathcal{F}[A, B]$ . We also obtain the extremal function of the class  $\mathcal{F}[A, B]$  which is non-univalent and study its various geometric properties. Further, in section 3 we derive the sharp radius of starlikeness of order  $\delta$ , univalence for the functions in  $\mathcal{F}[A, B]$  and also find the sharp radii for functions in  $\mathcal{BS}(\alpha)$ ,  $\mathcal{S}_{cs}(\alpha)$  and others to be in the class  $\mathcal{F}[A, B]$ .

2. CHARACTERISTICS OF  $\mathcal{L}[A, B]$  AND  $\mathcal{F}[A, B]$ 

In this section, we aim to find various geometric properties of  $\psi_{A,B}(z)$  and obtain certain bounds and inclusion relations for functions in the class  $\mathcal{L}[A, B]$ . Further, we deduce the extremal function and derive the growth and covering theorems for the class  $\mathcal{F}[A, B]$ . Note that

$$\psi_{A,B}(z) = \sum_{n=1}^{\infty} (-1)^{n+1} C_n z^n,$$

where

$$C_n = \frac{A^n - B^n}{n(A - B)} = \frac{1}{n} \sum_{k=0}^{n-1} A^k B^{n-1-k} \quad (n = 1, 2, \dots). \quad (2.1)$$

*Remark 2.1.* From (2.1) we have

- (i) Since  $C_n$  is real valued for all  $n$ ,  $\psi_{A,B}(\mathbb{D})$  is symmetric with respect to real axis.
- (ii)  $|C_n| = \left| \frac{1}{n} \sum_{k=0}^{n-1} A^k B^{n-1-k} \right| \leq \alpha^{n-1} \leq 1$ .

**Lemma 2.2.** *The function  $\psi_{A,B}(z)$  is convex and univalent on  $\mathbb{D}$ .*

*Proof.* Let  $H(z) := 1 + z\psi''_{A,B}(z)/\psi'_{A,B}(z)$ . By [12, Corollary 3], it is enough to show that  $\operatorname{Re} H(z) > 0$ . Since  $|A| = |B| = \alpha \leq 1$ , using basic calculation with [4, Theorem 1], we obtain

$$\begin{aligned} \operatorname{Re} H(z) &= \operatorname{Re} \left( -1 + \frac{1}{1 + Az} + \frac{1}{1 + Bz} \right) \\ &> -1 + \frac{2}{1 - \alpha} > 0. \end{aligned}$$

Thus the result holds. ■

**Theorem 2.3.** *Let  $p \in \mathcal{L}[A, B]$ , then in the disk  $\mathbb{D}_r = \{z \in \mathbb{C} : |z| \leq r < 1\}$ ,*

- (i) *For  $A = -B = \alpha$ , we have*

$$|\operatorname{Re} p(z)| \leq \frac{1}{2\alpha} \log \left( \frac{1 + \alpha r}{1 - \alpha r} \right) \quad (2.2)$$

$$|\operatorname{Im} p(z)| \leq \frac{1}{2\alpha} \sin^{-1} \left( \frac{2\alpha r}{1 + \alpha^2 r^2} \right). \quad (2.3)$$

- (ii) *For  $A = \alpha e^{i\gamma}$  and  $B = \alpha e^{-i\gamma}$ , we have*

$$\frac{-1}{2\alpha \sin \gamma} (\eta - \tau) \leq \operatorname{Re} p(z) \leq \frac{1}{2\alpha \sin \gamma} (\eta + \tau). \quad (2.4)$$

$$\frac{1}{2\alpha \sin \gamma} \log T_2 \leq \operatorname{Im} p(z) \leq \frac{1}{2\alpha \sin \gamma} \log T_1. \quad (2.5)$$

where

$$\begin{aligned} \eta &:= \sin^{-1} \left( \frac{2\alpha r \sin \gamma}{\sqrt{1 + \alpha^4 r^4 - 2\alpha^2 r^2 \cos 2\gamma}} \right), \\ \tau &:= \tan^{-1} \left( \frac{-\alpha^2 r^2 \sin 2\gamma}{1 - \alpha^2 r^2 \cos 2\gamma} \right) \end{aligned}$$

and

$$T_j := \left( \frac{\sqrt{1 + \alpha^4 r^4 - 2\alpha^2 r^2 \cos 2\gamma} + (-1)^j 2\alpha r \sin \gamma}{1 - \alpha^2 r^2} \right)^{-1} \quad (j = 1, 2).$$

*Proof.* Let  $w$  be the Schwarz function such that  $w(0) = 0$  and  $|w(z)| \leq |z| = r < 1$  for all  $z \in \mathbb{D}$ . Define the function  $F_w : \mathbb{D} \rightarrow \mathbb{C}$  such that  $p(z) = \psi_{A,B}(w(z)) = \frac{1}{A-B} \log(F_w(z))$ . We have

$$F_w(z) := \frac{1 + Aw(z)}{1 + Bw(z)},$$

which maps unit disk into the disk

$$F_w(\mathbb{D}) \subset \left\{ \zeta \in \mathbb{C}; \left| \zeta - \frac{1 - A\bar{B}}{1 - |B|^2} \right| < \frac{|A - B|}{1 - |B|^2} \right\}.$$

As  $|A| = \alpha \in (0, 1]$ , therefore origin  $O \notin F_w(\mathbb{D})$  (for more details see [4]). Now using [4, Theorem 1] with  $|z| = r < 1$ , we have

$$\begin{aligned} \frac{|1 - A\bar{B}r^2| - |A - B|r}{1 - |B|^2r^2} &\leq |F_w(z)| \leq \frac{|1 - A\bar{B}r^2| + |A - B|r}{1 - |B|^2r^2}, \\ \left| \arg F_w(z) - \tan^{-1} \frac{\operatorname{Im}(A\bar{B})r^2}{\operatorname{Re}(A\bar{B})r^2 - 1} \right| &< \sin^{-1} \frac{|A - B|r}{|1 - A\bar{B}r^2|}. \end{aligned}$$

Since  $\log f(z) = \log|f(z)| + i \arg f(z)$  and  $p(z) = \frac{1}{A-B} \log(F_w(z))$ , thus for  $A = -B = \alpha$  we obtain (2.2) and (2.3) and for  $A = \alpha e^{i\gamma}$  and  $B = \alpha e^{-i\gamma}$ , we have (2.4) and (2.5).  $\blacksquare$

For the sake of computational convenience, we shall make the following assumptions:

$$\begin{aligned} h_1 &:= \frac{1}{2\alpha} \log \left( \frac{1 + \alpha}{1 - \alpha} \right), & h_2 &:= \frac{1}{2\alpha} \sin^{-1} \left( \frac{2\alpha}{1 + \alpha^2} \right), \\ k_1 &:= \frac{1}{2\alpha \sin \gamma} \sin^{-1} \left( \frac{2\alpha \sin \gamma}{\sqrt{1 + \alpha^4 - 2\alpha^2 \cos 2\gamma}} \right), \\ k_2 &:= \frac{1}{2\alpha \sin \gamma} \log \frac{\sqrt{1 + \alpha^4 - 2\alpha^2 \cos 2\gamma} + 2\alpha \sin \gamma}{1 - \alpha^2} \end{aligned}$$

and

$$k := \frac{1}{2\alpha \sin \gamma} \tan^{-1} \left( \frac{\alpha^2 \sin 2\gamma}{\alpha^2 \cos 2\gamma - 1} \right).$$

Now we shall discuss the image domain of  $\psi_{A,B}$  for different cases of  $\alpha$ :

For  $0 < \alpha < 1$ ,  $\psi_{A,B}(\mathbb{D}) = \{u + iv \in \mathbb{C} : (u, v) \in \Omega_1\}$  where

$$\Omega_1 := \begin{cases} \frac{u^2}{h_1^2} + \frac{v^2}{h_2^2} < 1, & \text{when } A = -B = \alpha \\ \frac{(u - k)^2}{k_1^2} + \frac{v^2}{k_2^2} < 1, & \text{when } A = \alpha e^{i\gamma}, B = \alpha e^{-i\gamma} \text{ for } 0 < \gamma \leq \pi/2. \end{cases} \quad (2.6)$$

Moreover when  $\alpha = 1$ , the major axis  $h_1$  and  $k_2$  respectively, tends to infinity, hence  $\psi_{A,B}(\mathbb{D}) = \{u + iv \in \mathbb{C} : (u, v) \in \Omega_2\}$  where  $\Omega_2$  is the following strip domain

$$\Omega_2 := \begin{cases} -\frac{\pi}{4} < v < \frac{\pi}{4}, & \text{when } A = -B = 1 \\ \frac{\gamma - \pi}{2 \sin \gamma} < u < \frac{\gamma}{2 \sin \gamma}, & \text{when } A = e^{i\gamma}, B = e^{-i\gamma} \text{ for } 0 < \gamma \leq \pi/2. \end{cases} \quad (2.7)$$

- Remark 2.4.* (i)  $\max_{|z|=r} \operatorname{Re} \psi_{A,B}(z) = \psi_{A,B}(r)$  and  $\min_{|z|=r} \operatorname{Re} \psi_{A,B}(z) = \psi_{A,B}(-r)$ .  
(ii) If  $\alpha < 1$ , then  $p \prec \psi_{A,B}(z)$  if and only if  $p(\mathbb{D}) \subseteq \Omega_1$  and if  $\alpha = 1$ , then  $p \prec \psi_{A,B}(z)$  if and only if  $p(\mathbb{D}) \subseteq \Omega_2$ , where  $\Omega_1$  and  $\Omega_2$  are as defined in (2.6) and (2.7) respectively.  
(iii)  $1 + \psi_{A,B} \in \widetilde{\mathcal{M}}_A$ .

Now in the following lemma, we aim to find the radius of the smallest (largest) disk centered at the point  $(1, 0)$  that can subscribe (inscribe) the domain  $1 + \psi_{A,B}(\mathbb{D})$ .

**Lemma 2.5.** *Let  $\alpha \in (0, 1)$  and  $\gamma \in (0, \pi/2]$ , then we have*

(i) for  $A = -B = \alpha$ ,

$$\{w \in \mathbb{C} : |w - 1| < h_2\} \subset 1 + \psi_{A,B}(\mathbb{D}) \subset \{w \in \mathbb{C} : |w - 1| < h_1\}.$$

(ii) for  $A = \alpha e^{i\gamma}$  and  $B = \alpha e^{-i\gamma}$ ,

$$\{w \in \mathbb{C} : |w - 1| < k_1 + k\} \subset 1 + \psi_{A,B}(\mathbb{D}) \subset \{w \in \mathbb{C} : |w - 1| < k_2\}.$$

Further for  $\alpha = 1$ , we have

(iii) for  $A = -B = 1$ ,

$$\left\{w \in \mathbb{C} : |w - 1| < \frac{\pi}{4}\right\} \subset 1 + \psi_{A,B}(\mathbb{D}).$$

(iv) for  $A = e^{i\gamma}$  and  $B = e^{-i\gamma}$ ,

$$\left\{w \in \mathbb{C} : |w - 1| < \frac{\gamma}{2 \sin \gamma}\right\} \subset 1 + \psi_{A,B}(\mathbb{D}).$$

*Proof.* Let  $w = 1 + \psi_{A,B}(z)$ , then we have

$$|w - 1| = |\psi_{A,B}(z)| = \frac{1}{|A - B|} \left| \log \left( \frac{1 + Az}{1 + Bz} \right) \right|.$$

It can be easily seen that for  $\alpha \in (0, 1)$ ,  $A = -B = \alpha$

$$\min_{|z|=1} |\psi_{A,B}(z)| = h_2 \quad \text{and} \quad \max_{|z|=1} |\psi_{A,B}(z)| = h_1$$

and for  $A = \alpha e^{i\gamma}$  and  $B = \alpha e^{-i\gamma}$

$$\min_{|z|=1} |\psi_{A,B}(z)| = k_1 + k \quad \text{and} \quad \max_{|z|=1} |\psi_{A,B}(z)| = k_2.$$

Further for  $\alpha = 1$ ,  $h_1$  and  $k_2$  tends to  $\infty$ ,  $h_2 = \pi/4$  and  $k_1 + k = \gamma/(2 \sin \gamma)$ . This completes the proof.  $\blacksquare$

*Remark 2.6.* In general, if we consider a disc  $\mathcal{D}(a, r) := \{w \in \mathbb{C}; |w - a| < r\}$  where  $a \in \mathbb{R}$  and  $1 \in \mathcal{D}(a, r)$ , then we observe that  $\mathcal{D}(a, r) \subset 1 + \psi_{A,B}(\mathbb{D})$  if and only if

$$\mathcal{D}(a, r) \subset \begin{cases} \mathcal{D}(1, h_2), & \text{for } A = -B = \alpha, \\ \mathcal{D}(1 + k, k_1), & \text{for } A = \alpha e^{i\gamma}, B = \alpha e^{-i\gamma}. \end{cases} \quad (2.8)$$

Thus we arrive at the following:

**Lemma 2.7.** *Let  $-1 < D < C \leq 1$  and  $p(z) := (1 + Cz)/(1 + Dz)$ . Then  $p(z) \prec \mathcal{L}[A, B]$  if and only if*

(i) for  $A = -B = \alpha$

$$C \leq \begin{cases} h_2 + (1 - h_2)D, & \text{when } (1 - CD)/(1 - D^2) \leq 1, \\ h_2 + (1 + h_2)D, & \text{when } (1 - CD)/(1 - D^2) \geq 1. \end{cases} \quad (2.9)$$

(ii) for  $A = \alpha e^{i\gamma}$  and  $B = \alpha e^{-i\gamma}$ ,

$$C \leq \begin{cases} k_1 - k + (1 - k_1 + k)D, & \text{when } (1 - CD)/(1 - D^2) \leq 1 + k, \\ k_1 + k + (1 + k_1 + k)D, & \text{when } (1 - CD)/(1 - D^2) \geq 1 + k. \end{cases} \quad (2.10)$$

*Proof.* Since  $p(z) = (1 + Cz)/(1 + Dz)$  maps  $\mathbb{D}$  onto  $\mathcal{D}(a, r)$ , where

$$a = \frac{1 - CD}{1 - D^2} \quad \text{and} \quad r = \frac{C - D}{1 - D^2},$$

the result follows at once from (2.8). ■

From Lemma 2.7, we deduce the following corollary, which ensures that  $\mathcal{F}[A, B]$  is nonempty.

**Corollary 2.8.** *Let  $-1 < D < C \leq 1$  and  $f \in \mathcal{A}$  be such that  $zf'(z)/f(z) = (1 + Cz)/(1 + Dz)$ , then  $f \in \mathcal{F}[A, B]$  if and only if, the condition (2.9) or (2.10) holds.*

Now from (1.4), we have  $f \in \mathcal{F}[A, B]$  if and only if there exists an analytic function  $p(z) \prec \psi_{A,B}(z)$  such that

$$f(z) = z \exp \left( \int_0^z \frac{p(t)}{t} dt \right). \quad (2.11)$$

If we take  $p(z) = \psi_{A,B}(z)$ , then we obtain from (2.11)

$$f_{A,B}(z) := z \exp \frac{Li_2(-Bz) - Li_2(-Az)}{A - B}, \quad (2.12)$$

where  $Li_2(x) = \sum_{n=1}^{\infty} x^n/n^2$ , denotes the Spence's (or dilogarithm) function. The function  $f_{A,B}(z)$  is nonunivalent but have the extremal properties for many problems for the class  $\mathcal{F}[A, B]$  (see Fig:1). Kumar and Gangania [5] studied the class  $\mathcal{F}(\psi)$  as defined in (1.2) and obtained growth and covering theorem for the case when  $1 + \psi(z) \prec (1 + z)/(1 - z)$ . As a consequence of the same and Remark 2.4, we obtain the following result:

**Lemma 2.9.** *Let  $f \in \mathcal{F}[A, B]$  and  $f_{A,B}$  be defined as in (2.12), then for  $|z|=r$*

- (i) *Growth Theorem:*  $-f_{A,B}(-r) \leq |f(z)| \leq f_{A,B}(r)$ .
- (ii) *Covering Theorem:* *Either  $f$  is a rotation of  $f_{A,B}$  or  $\{w \in \mathbb{C} : |w| \leq -f_{A,B}(-1)\} \subset f(\mathbb{D})$ .*

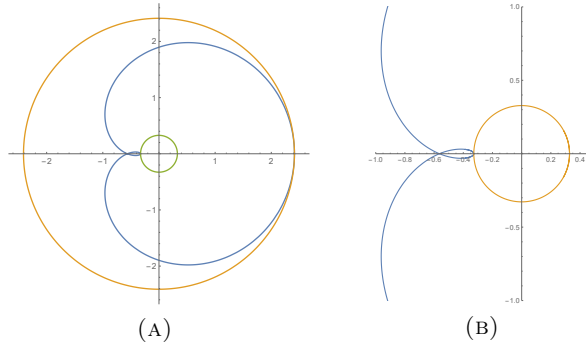


FIGURE 1. (A) The images of  $\partial\mathbb{D}_{f_{A,B}(1)}$ ,  $f_{A,B}(\partial\mathbb{D})$  and  $\partial\mathbb{D}_{f_{A,B}(-1)}$ , for  $A = 0.5e^{i\pi/3}$  and  $B = 0.5e^{-i\pi/3}$  and (B) zoomed image of cusp.

For  $z = re^{i\theta}$ , where  $\theta$  is fixed but arbitrary, as a consequence of growth theorem and  $\psi_{A,B}(-r) \leq \text{Re} \psi_{A,B}(re^{i\theta}) \leq \psi_{A,B}(r)$ , we obtain

$$\log \frac{f(z)}{z} = \int_0^r \frac{p(te^{i\theta})}{t} dt,$$

where  $p(z) := \psi_{A,B}(w(z))$  and  $w$  is a Schwarz function. Further

$$\begin{aligned} \frac{f(z)}{z} &= \exp \int_0^r \frac{p(te^{i\theta})}{t} dt = \exp \left( \int_0^r \operatorname{Re} \frac{p(te^{i\theta})}{t} dt + i \int_0^r \operatorname{Im} \frac{p(te^{i\theta})}{t} dt \right) \\ \left| \frac{f(z)}{z} \right| &\leq \exp \int_0^r \frac{\operatorname{Re} \psi_{A,B}(te^{i\theta})}{t} dt \\ \exp \int_0^r \frac{\psi_{A,B}(-t)}{t} dt &\leq \left| \frac{f(z)}{z} \right| \leq \exp \int_0^r \frac{\psi_{A,B}(t)}{t} dt. \end{aligned}$$

Here  $L(f, r) := \int_0^{2\pi} |zf'(z)| d\theta$  is the length of the boundary curve  $f(|z|=r)$ . Now we obtain the following result:

**Corollary 2.10.** *Let  $f \in \mathcal{F}[A, B]$  and  $M(r) = \exp \int_0^r \frac{\psi_{A,B}(t)}{t} dt$ , then for  $|z|=r$ , we have*

- (i)  $M(-r) \leq \left| \frac{f(z)}{z} \right| \leq M(r)$ .
- (ii)  $(1 + \max_{|z| \leq r} |\psi_{A,B}(z)|)M(-r) \leq |f'(z)| \leq (1 + \max_{|z| \leq r} |\psi_{A,B}(z)|)M(r)$ .
- (iii)  $2\pi r(1 + \max_{|z| \leq r} |\psi_{A,B}(z)|)M(-r) \leq L(f, r) \leq 2\pi r(1 + \max_{|z| \leq r} |\psi_{A,B}(z)|)M(r)$ .
- (iv)  $f(z)/z \prec f_{A,B}(z)/z$ .

### 3. RADIUS ESTIMATES

In this section, we obtain some radii estimates. From Theorem 2.3 we conclude that  $f \in \mathcal{S}[A, B]$  is starlike of order  $1 + \frac{1}{|A-B|}(\varphi - \vartheta) < 0$ , hence  $f$  may not be univalent in  $\mathbb{D}$ , thus  $\mathcal{F}[A, B] \not\subseteq \mathcal{S}^*$ . Therefore, in the following result, we find the radius of starlikeness of order  $\delta$ , where  $\delta \in [0, 1)$  for functions in the class  $\mathcal{F}[A, B]$ .

**Theorem 3.1.** *Let  $\alpha \in (0, 1]$ ,  $\gamma \in (0, \gamma_0)$ , where  $\gamma_0 \simeq 1.2461\dots$  and  $\delta \in [0, 1)$  be given numbers. If  $f \in \mathcal{F}[A, B]$ , then  $f$  is starlike of order  $\delta$  in the disc  $|z| < r(\delta)$ , where*

(i) For  $A = -B = \alpha$ ,

$$r(\delta) = \frac{\exp(2\alpha(1-\delta)) - 1}{\alpha(\exp(2\alpha(1-\delta)) + 1)}. \quad (3.1)$$

(ii) For  $A = \alpha e^{i\gamma}$  and  $B = \alpha e^{-i\gamma}$ ,  $r(\delta)$  is the smallest positive root of

$$\tan(2\alpha \sin \gamma (\delta - 1)) = \frac{\alpha^4 r^4 \sin 2\gamma + 2\alpha^3 r^3 \sin \gamma \cos 2\gamma - \alpha^2 r^2 \sin 2\gamma - 2\alpha r \sin \gamma}{\alpha^4 r^4 \cos 2\gamma - 2\alpha^3 r^3 \sin \gamma \sin 2\gamma - \alpha^2 r^2 \cos 2\gamma - \alpha^2 r^2 + 1}. \quad (3.2)$$

The result is sharp.

*Proof.* Let  $f \in \mathcal{F}[A, B]$ , then using Theorem 2.3 for  $|z| < r$ , we have

**Case 1.** when  $A = -B = \alpha$ ,

$$\operatorname{Re} \frac{zf'(z)}{f(z)} > 1 - \frac{1}{2\alpha} \log \left( \frac{1 + \alpha r}{1 - \alpha r} \right) =: t_1(r),$$

Now as  $t_1'(r) < 0$  for all choices of  $\alpha$ , thus  $t_1(r)$  is strictly decreasing function from 1 to  $1 - 1/(2\alpha) \log((1 + \alpha)/(1 - \alpha)) < 0$ . Hence the root  $r(\delta)$ , given in (3.1), of the equation  $t_1(r) = \delta$ , is the radius of starlikeness of order  $\delta$  of  $\mathcal{F}[A, B]$ .

**Case 2.** when  $A = \alpha e^{i\gamma}$  and  $B = \alpha e^{-i\gamma}$

$$\operatorname{Re} \frac{zf'(z)}{f(z)} > 1 - \frac{1}{2\alpha \sin \gamma} (\eta - \tau) =: t_2(r),$$

where  $\eta$  and  $\tau$  are given in Theorem 2.3. Since  $t_2(r) = \delta$  can be simplified to the equation (3.2) by a simple computation, thus it is enough to find the smallest positive root of (3.2). Further

$$t_2'(r) = -\frac{1 - \alpha^4 r^4 + 2\alpha r \cos \gamma (1 - \alpha^2 r^2)}{(1 - \alpha^2 r^2) \sqrt{1 + \alpha^4 r^4 - 2\alpha^2 r^2 \cos 2\gamma}} < 0$$

for all choices of  $\alpha$  and  $\gamma$ ,  $t_2(r)$  is a strictly decreasing function from 1 to  $g(\alpha, \gamma)$ , where

$$g(\alpha, \gamma) := 1 + \frac{1}{2\alpha \sin \gamma} \left( \tan^{-1} \left( \frac{\alpha^2 \sin 2\gamma}{\alpha^2 \cos 2\gamma - 1} \right) - \sin^{-1} \left( \frac{2\alpha \sin \gamma}{\sqrt{1 + \alpha^4 - 2\alpha^2 \cos 2\gamma}} \right) \right).$$

Note that  $g(\alpha, \gamma)$  is real valued, non-constant analytic function on a bounded domain  $R := (0, 1) \times$

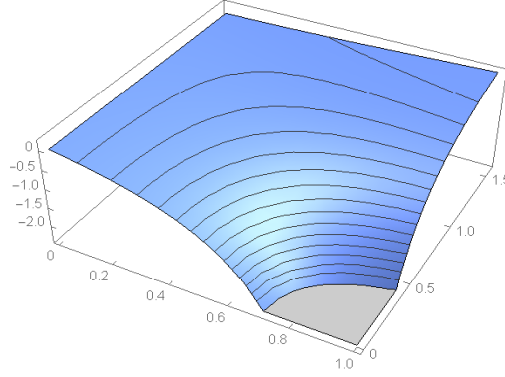


FIGURE 2. Image of  $g(\alpha, \gamma)$  on  $R := (0, 1) \times (0, \pi/2)$ .

$(0, \pi/2)$  and is bounded above on  $R$ . Thus by Maximum Modulus Theorem,  $g(\alpha, \gamma)$  attains its maximum value on the boundary of  $R$  and the four boundaries are enlisted below:

1.  $g(0, \gamma) = 0$ .
2.  $g(1, \gamma) = 1 + (\gamma - \pi)/(2 \sin \gamma)$ . Now as

$$g'(1, \gamma) = (1 + (\pi - \gamma) \cot \gamma)/(2 \sin \gamma) > 0,$$

therefore  $g(1, \gamma)$  is strictly increasing from  $-\infty$  to  $1 - \pi/4 \simeq 0.2146 \dots$  and  $\gamma_0$  is the zero of it.

3.  $g(\alpha, 0) = 1 - 1/(1 - \alpha)$ . As  $g'(\alpha, 0) = \log(1 - \alpha) < 0$ , therefore  $g(\alpha, 0)$  is strictly decreasing from 0 to  $-\infty$ .
4.  $g(\alpha, \pi/2) = 1 - (\sin^{-1}(2\alpha/(1 + \alpha^2)))/(2\alpha)$ . As

$$g'(\alpha, \pi/2) = ((2\alpha/(1 + \alpha^2)) + \sin^{-1}(2\alpha/(1 + \alpha^2)))/(2\alpha^2) > 0,$$

therefore  $g(\alpha, \pi/2)$  is also strictly increasing from 0 to  $1 - \pi/4 \simeq 0.2146$ .

From Fig. 2 and all four boundaries, we observe that  $g(\alpha, \gamma) < 0$  for all choices of  $\alpha \in (0, 1]$ ,  $\gamma \in (0, \gamma_0)$ , where  $\gamma_0$  is the root of the equation  $g(1, \gamma) = 0$ . Hence  $r(\delta)$  is the radius of starlikeness of order  $\delta$  of  $\mathcal{F}[A, B]$ .  $\blacksquare$

**Theorem 3.2.** *Let  $\alpha \in (0, 1]$  and  $\delta \in [0, 1)$ . If  $f \in \mathcal{F}[A, B]$ , for the case when  $A = \alpha e^{i\gamma}$  and  $B = \alpha e^{-i\gamma}$ , then there is a unique  $\gamma' \in (\gamma_0, \pi/2)$  such that*

- (i) when  $\gamma \in (\gamma_0, \gamma']$ ,  $f$  is starlike of order  $\delta$  in  $\mathbb{D}_{r(\delta)}$ , where  $r(\delta)$  the root of the equation (3.2).
- (ii) when  $\gamma \in (\gamma', \pi/2)$ ,  $f$  is starlike of order  $\delta \in [0, g(\alpha, \pi/2))$  in  $\mathbb{D}$  and starlike of order  $\delta \in [g(\alpha, \pi/2), 1)$  in  $\mathbb{D}_{r(\delta)}$ .



*Proof.* By observing the Fig. 2 and the nature of all boundary curves discussed in Theorem 3.1, we arrive at  $g(\alpha, \gamma_0) < 0$  and  $g(\alpha, \pi/2) > 0$  for all  $\alpha \in (0, 1)$ . Thus by IVP for any choice of  $\alpha \in (0, 1)$ , there is an unique  $\gamma' \in (\gamma_0, \pi/2)$  such that  $g(\alpha, \gamma') = 0$ ,  $g(\alpha, \gamma) < 0$  for all  $\gamma \in (\gamma_0, \gamma')$  and  $g(\alpha, \gamma) > 0$  for all  $\gamma \in (\gamma', \pi/2)$ . Hence the result follows.  $\blacksquare$

Taking  $\delta = 0$  in Theorems 3.1 and 3.2, we obtain the following result:

**Corollary 3.3.** *Let  $\alpha \in (0, 1]$  and  $\gamma \in (0, \pi/2)$ . If  $f \in \mathcal{F}[A, B]$  then*

(i) *For  $A = -B = \alpha$ ,  $f$  is starlike univalent in the disc  $|z| < r_0$ , where*

$$r_0 = \frac{\exp(2\alpha) - 1}{\alpha(\exp(2\alpha) + 1)}.$$

(ii) *For  $A = \alpha e^{i\gamma}$  and  $B = \alpha e^{-i\gamma}$ ,  $f \in \mathcal{S}^*$ , whenever  $\gamma \in (\gamma', \pi/2)$ , and  $f$  is starlike univalent in the disc  $|z| < r_0$ , whenever  $\gamma \in (0, \gamma_0) \cup (\gamma_0, \gamma']$ , where  $\gamma_0, \gamma'$  are given in Theorems 3.1 and 3.2, respectively and  $r_0$  is the smallest positive root of*

$$\tan(2\alpha \sin \gamma) + \frac{\alpha^4 r^4 \sin 2\gamma + 2\alpha^3 r^3 \sin \gamma \cos 2\gamma - \alpha^2 r^2 \sin 2\gamma - 2\alpha r \sin \gamma}{\alpha^4 r^4 \cos 2\gamma - 2\alpha^3 r^3 \sin \gamma \sin 2\gamma - \alpha^2 r^2 \cos 2\gamma - \alpha^2 r^2 + 1} = 0.$$

*The result is sharp.*

**Corollary 3.4.** *Let  $f \in \mathcal{F}[A, B]$ . Then for the disc  $|z| < r \leq r_0$ , where  $r_0$  is given in Corollary 3.3, we have*

(i) *For  $A = -B = \alpha$ ,*

$$\left| \arg \left( \frac{zf'(z)}{f(z)} \right) \right| < \tan^{-1} \left( \frac{\sin^{-1} \left( \frac{2\alpha r}{1 + \alpha^2 r^2} \right)}{2\alpha - \log \left( \frac{1 + \alpha r}{1 - \alpha r} \right)} \right)$$

(ii) *For  $A = \alpha e^{i\gamma}$  and  $B = \alpha e^{-i\gamma}$ ,*

$$\left| \arg \left( \frac{zf'(z)}{f(z)} \right) \right| < \tan^{-1} \left( \frac{\log T_2}{2\alpha \sin \gamma - \eta + \tau} \right),$$

*where  $T_2, \eta$  and  $\tau$  are given in Theorem 2.3.*

**Corollary 3.5.** *Let  $f \in \mathcal{F}[A, B]$ . Then for the disc  $|z| < r_s \leq r_0$ , where  $r_0$  is given in Corollary 3.3,  $f \in \mathcal{SS}^*(\beta)$ , where  $r_s \in (0, r_0]$  is the smallest positive root of the following equation:*

(i) *For  $A = -B = \alpha$ ,*

$$\sin^{-1} \left( \frac{2\alpha r}{1 + \alpha^2 r^2} \right) = \tan \left( \frac{\beta\pi}{2} \right) \left( 2\alpha - \log \left( \frac{1 + \alpha r}{1 - \alpha r} \right) \right)$$

(ii) *For  $A = \alpha e^{i\gamma}$  and  $B = \alpha e^{-i\gamma}$ ,*

$$\frac{\log T_2}{2\alpha \sin \gamma - \eta + \tau} = \tan \left( \frac{\beta\pi}{2} \right),$$

*where  $T_2, \eta$  and  $\tau$  are given in Theorem 2.3.*

We now discuss the radius estimates for the classes  $\mathcal{BS}^*(\alpha)$  and  $\mathcal{S}_{cs}^*$ , which are not contained in  $\mathcal{S}^*$ . Further we derive radii for functions in  $\mathcal{BS}^*(\alpha)$  and  $\mathcal{S}_{cs}^*$  to be in  $\mathcal{F}[A, B]$ .

**Theorem 3.6.** *Let  $\alpha \in (0, 1)$ ,  $r_0 = (-1 + \sqrt{1 + 4\alpha h_1^2}) / (2\alpha h_1)$  and  $\alpha_0 \in (0, 1)$  is the smallest solution of*

$$1 - \frac{r_0^2 \cos^2 \theta (1 - \alpha r_0^2)^2}{(1 + \alpha^2 r_0^4 - 2\alpha r_0^2 \cos 2\theta)^2 h_1^2} - \frac{r_0^2 \sin^2 \theta (1 + \alpha r_0^2)^2}{(1 + \alpha^2 r_0^4 - 2\alpha r_0^2 \cos 2\theta)^2 h_2^2} = 0,$$

where  $\theta \in (0, \pi/2)$ . If  $f \in \mathcal{BS}^*(\alpha)$  then for the disc  $|z| \leq r_b < 1$ ,  $f \in \mathcal{F}[A, B]$ , where

$$r_b = \begin{cases} r_0, & \text{for } A = -B = \alpha \leq \alpha_0 \\ r_1 := \frac{-1 + \sqrt{1 + 4\alpha h_2^2}}{2\alpha h_2}, & \text{for } A = -B = \alpha > \alpha_0 \\ r_2 := \frac{-1 + \sqrt{1 + 4\alpha(k_1 + k)^2}}{2\alpha(k_1 + k)}, & \text{for } A = \alpha e^{i\gamma} \text{ and } B = \alpha e^{-i\gamma}. \end{cases}$$

Moreover the radii  $r_0$  and  $r_2$  are sharp.

*Proof.* Let  $f \in \mathcal{BS}^*(\alpha)$ . Since for  $A = -B = \alpha$ ,  $\max_{|z|=1} \operatorname{Re} \psi_{A,B}(z) = h_1$ . Thus to find such  $r < 1$  for which the image of  $zf'(z)/f(z) - 1$  under the disc  $|z| < r$  lies inside  $\psi_{A,B}(\mathbb{D})$ , it is necessary that

$$\max_{|z|=r < 1} \operatorname{Re} \left( \frac{z}{1 - \alpha z^2} \right) = \frac{r}{1 - \alpha r^2} \leq h_1 \quad (3.3)$$

must hold. Clearly for  $|z| \leq r_0$ , the inequality (3.3) holds. Now to see that for  $\alpha \leq \alpha_0$ , radius  $r_0$  is also sufficient for  $zf'(z)/f(z) - 1 \prec z/(1 - \alpha z^2) \in \psi_{A,B}(\mathbb{D})$  in the disc  $|z| \leq r_0$ . For  $\zeta = re^{i\theta}$  ( $\theta \in [0, 2\pi)$ ), we have

$$B_r(\theta) := \frac{\zeta}{1 - \alpha \zeta^2} = \frac{r \cos \theta (1 - \alpha r^2)}{1 + \alpha^2 r^4 - 2\alpha r^2 \cos 2\theta} + i \frac{r \sin \theta (1 + \alpha r^2)}{1 + \alpha^2 r^4 - 2\alpha r^2 \cos 2\theta}.$$

Since  $\operatorname{Re} B_r(\theta) = \operatorname{Re} B_r(-\theta)$ ,  $\operatorname{Re} B_r(\theta) = -\operatorname{Re} B_r(\pi - \theta)$  and  $\operatorname{Im} B_r(\theta) = \operatorname{Im} B_r(\pi - \theta)$ , therefore the curve  $B_r(\theta)$  is symmetric about real and imaginary axis thus it is sufficient to consider for  $\theta \in [0, \pi/2]$ . Now for  $r = r_0$ , the square of the distance from the origin to the points of  $B_{r_0}(\theta)$  is given by

$$\operatorname{Dist}(0; B_{r_0}(\theta)) := \frac{r_0^2}{1 + \alpha^2 r_0^4 - 2\alpha r_0^2 \cos 2\theta}.$$

Since  $\operatorname{Dist}(0; B_{r_0}(\theta))' < 0$ , thus  $\operatorname{Dist}(0; B_{r_0}(\theta))$  is a decreasing function of  $\theta$ . Hence the farthest point of  $B_{r_0}(\theta)$  from origin is  $(r_0/(1 - \alpha r_0^2), 0)$ , which lies on the boundary of  $\Omega_1$ . Now for  $A = -B = \alpha > \alpha_0$  and  $A = \alpha e^{i\gamma}$ ,  $B = \alpha e^{-i\gamma}$  with  $|z| = r$ , we have

$$\left| \frac{zf'(z)}{f(z)} - 1 \right| \leq \frac{r}{1 - \alpha r^2}.$$

Therefore, by Lemma 2.5, we see that  $\mathcal{F}[A, B]$ -radius for the class  $\mathcal{BS}^*(\alpha)$  are the smallest positive roots  $r_1$  and  $r_2$  of the equations  $r/(1 - \alpha r^2) = h_2$  and  $r/(1 - \alpha r^2) = k_1 + k$ , respectively.  $\blacksquare$

**Theorem 3.7.** Let  $\alpha \in (0, 1)$  and  $\alpha_0 \in (0, 1)$  be the smallest solution of

$$\frac{r_0^2((\alpha - 1)r_0 + \cos \theta(1 - \alpha r_0^2))^2}{h_1^2} + \frac{r_0^2(1 + \alpha r_0^2)^2 \sin^2 \theta}{h_2^2} = N,$$

where  $\theta \in (0, \pi/2)$  and

$$N = (1 + r_0^2 - 2r_0 \cos \theta)^2 (1 + \alpha^2 r_0^2 + 2\alpha r_0 \cos \theta)^2$$

and

$$r_0 = (-(1 + (1 - \alpha)h_1) + \sqrt{(1 + (1 - \alpha)h_1)^2 + 4\alpha h_1^2}) / (2\alpha h_1).$$

If  $f \in \mathcal{S}_{cs}^*(\alpha)$  then for the disc  $|z| \leq r_{cs} < 1$ ,  $f \in \mathcal{F}[A, B]$ , where

$$r_{cs} = \begin{cases} r_0, & \text{for } A = -B = \alpha \leq \alpha_0 \\ r_1 := \frac{-(1 + (1 - \alpha)h_2) + \sqrt{(1 + (1 - \alpha)h_2)^2 + 4\alpha h_2^2}}{2\alpha h_2}, & \text{for } A = -B = \alpha > \alpha_0 \\ r_2 := \frac{-(1 + (1 - \alpha)(k_1 + k)) + \sqrt{(1 + (1 - \alpha)(k_1 + k))^2 + 4\alpha(k_1 + k)^2}}{2\alpha(k_1 + k)}, & \text{for } A = \alpha e^{i\gamma}, B = \alpha e^{-i\gamma}. \end{cases}$$

Moreover the radii  $r_0$  and  $r_2$  are sharp.

*Proof.* Let  $f \in \mathcal{S}_{cs}^*(\alpha)$ . Since for  $A = -B = \alpha$ ,  $\max_{|z|=1} \operatorname{Re} \psi_{A,B}(z) = h_1$ . Thus to find such  $r < 1$  for which the image of  $zf'(z)/f(z) - 1$  under the disc  $|z| < r$  lies inside  $\psi_{A,B}(\mathbb{D})$ , it is necessary that

$$\max_{|z|=r<1} \operatorname{Re} \left( \frac{z}{(1-z)(1+\alpha z)} \right) = \frac{r}{(1-r)(1+\alpha r)} \leq h_1 \quad (3.4)$$

must hold. Clearly for  $|z| \leq r_0$ , the equation (3.4) holds. Now to see that for  $\alpha \leq \alpha_0$  radius  $r_0$  is also sufficient for  $zf'(z)/f(z) - 1 \prec z/((1-z)(1+\alpha z)) \in \psi_{A,B}(\mathbb{D})$  in the disc  $|z| \leq r_0$ . For  $\zeta = re^{i\theta}$  ( $\theta \in [0, 2\pi)$ ), we have

$$CS_r(\theta) := \frac{\zeta}{(1-\zeta)(1+\alpha\zeta)} = \frac{r((\alpha-1)r + \cos\theta(1-\alpha r_0^2))}{(1+r^2-2r\cos\theta)(1+\alpha^2 r^2+2\alpha r\cos\theta)} + i \frac{r(1+\alpha r_0^2)\sin\theta}{(1+r^2-2r\cos\theta)(1+\alpha^2 r^2+2\alpha r\cos\theta)}.$$

Since  $\operatorname{Re} CS_r(\theta) = \operatorname{Re} CS_r(-\theta)$ , therefore the curve  $CS_r(\theta)$  is symmetric about real axis thus it is sufficient to consider for  $\theta \in [0, \pi]$ . Now for  $r = r_0$ , the square of the distance from the origin to the points of  $CS_{r_0}(\theta)$  is given by

$$\operatorname{Dist}(0; CS_{r_0}(\theta)) := \frac{r_0^2}{(1+r^2-2r\cos\theta)^2(1+\alpha^2 r^2+2\alpha r\cos\theta)^2}.$$

Since  $\operatorname{Dist}(0; CS_{r_0}(\theta))' = 0$  for  $\theta = 0, \theta_0$  and  $\pi$  with  $\operatorname{Dist}(0; CS_{r_0}(\theta))' < 0$  whenever  $\theta \in (0, \theta_0)$  and  $\operatorname{Dist}(0; CS_{r_0}(\theta))' > 0$  whenever  $\theta \in (\theta_0, \pi)$ . And  $\operatorname{Dist}(0; CS_{r_0}(0)) - \operatorname{Dist}(0; CS_{r_0}(\pi)) > 0$ , hence the farthest point of  $CS_{r_0}(\theta)$  from origin is equal to  $h_1$  obtained at  $\theta = 0$ . Now for  $A = -B = \alpha > \alpha_0$  and  $A = \alpha e^{i\gamma}$ ,  $B = \alpha e^{-i\gamma}$  with  $|z| = r$ , we have

$$\left| \frac{zf'(z)}{f(z)} - 1 \right| \leq \frac{r}{(1-r)(1+\alpha r)}.$$

Therefore, by Lemma 2.5, we see that  $\mathcal{F}[A, B]$ -radius for the class  $\mathcal{S}_{cs}^*(\alpha)$  are the smallest positive roots  $r_1$  and  $r_2$  of the equations  $r/((1-r)(1+\alpha r)) = h_2$  and  $r/((1-r)(1+\alpha r)) = k_1 + k$ , respectively.  $\blacksquare$

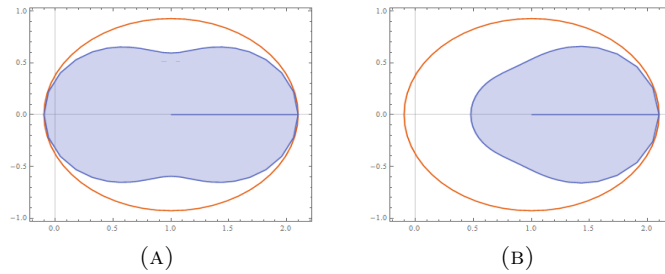


FIGURE 3.  $f_\alpha(z) = z/(1-\alpha z^2)$  and  $g_\alpha(z) = z/((1-z)(1+\alpha z))$ , (A)  $f_{0.5}(\mathbb{D}_{r_0=0.77}) \subset \psi_{0.5,-0.5}(\partial\mathbb{D})$  and (B)  $g_{0.5}(\mathbb{D}_{r_0=0.59}) \subset \psi_{0.5,-0.5}(\partial\mathbb{D})$ .

## REFERENCES

- [1] P. Goel and S. Sivaprasad Kumar, Certain class of starlike functions associated with modified sigmoid function, *Bull. Malays. Math. Sci. Soc.* **43** (2020), no. 1, 957–991.
- [2] R. Kargar, A. Ebadian and J. Sokół, On Booth lemniscate and starlike functions, *Anal. Math. Phys.* **9** (2019), no. 1, 143–154.
- [3] S. S. Kumar and S. Banga, On a Special Type of Ma-Minda Function. arxiv preprint arXiv:2006.02111, (2020).
- [4] S. S. Kumar and P. Yadav, On Oblique Domains of Janowski Function. arXiv preprint arXiv:2104.08533 (2021).
- [5] S. S. Kumar and G. Kamaljeet, On Geometrical Properties of Certain Analytic functions, *Iran. J. Sci. Technol. Trans. A Sci.* (2020), <https://doi.org/10.1007/s40995-021-01116-1>.
- [6] W. C. Ma and D. Minda, A unified treatment of some special classes of univalent functions, in *Proceedings of the Conference on Complex Analysis (Tianjin, 1992)*, 157–169, Conf. Proc. Lecture Notes Anal., I, Int. Press, Cambridge.
- [7] V. S. Masih, A. Ebadian and S. Yalçın, Some properties associated to a certain class of starlike functions, *Math. Slovaca* **69** (2019), no. 6, 1329–1340.
- [8] V. S. Masih and S. Kanas, Subclasses of Starlike and Convex Functions Associated with the Limaçon Domain, *Symmetry* **12** (2020), no. 6, 942.
- [9] R. Mendiratta, S. Nagpal and V. Ravichandran, On a subclass of strongly starlike functions associated with exponential function, *Bull. Malays. Math. Sci. Soc.* **38** (2015), no. 1, 365–386.
- [10] R. K. Raina and J. Sokół, Some properties related to a certain class of starlike functions, *C. R. Math. Acad. Sci. Paris* **353** (2015), no. 11, 973–978.
- [11] M. S. Robertson, Certain classes of starlike functions, *Michigan Math. J.* **32** (1985), no. 2, 135–140.
- [12] K. Sakaguchi, A note on  $p$ -valent functions, *J. Math. Soc. Japan* **14** (1962), 312–321.
- [13] J. Sokół and J. Stankiewicz, Radius of convexity of some subclasses of strongly starlike functions, *Zeszyty Nauk. Politech. Rzeszowskiej Mat. No. 19* (1996), 101–105.
- [14] B. A. Uralegaddi, M. D. Ganigi and S. M. Sarangi, Univalent functions with positive coefficients, *Tamkang J. Math.* **25** (1994), no. 3, 225–230.

DEPARTMENT OF APPLIED MATHEMATICS, DELHI TECHNOLOGICAL UNIVERSITY, DELHI-110042, INDIA

*Email address:* [spkumar@dce.ac.in](mailto:spkumar@dce.ac.in)

DEPARTMENT OF APPLIED MATHEMATICS, DELHI TECHNOLOGICAL UNIVERSITY, DELHI-110042, INDIA

*Email address:* [poojayv100@gmail.com](mailto:poojayv100@gmail.com)