

RADIUS CONSTANTS OF SIGMOID STARLIKE FUNCTIONS

PRIYANKA GOEL AND S. SIVAPRASAD KUMAR*

ABSTRACT. In the present investigation, we study the class of Sigmoid starlike functions, given by $\mathcal{S}_{SG}^* = \{f \in \mathcal{A} : zf'(z)/f(z) \prec 2/(1+e^{-z})\}$ in context of estimating the sharp radius constants associated with several known subclasses of starlike functions. Further, graphical validation for the sharpness of results is also provided.

1. INTRODUCTION

Let \mathcal{A}_n be the class of analytic functions defined on $\mathbb{D} := \{z \in \mathbb{C} : |z| < 1\}$, satisfying $f(0) = 0$, $f'(0) = 1$ and of the form

$$f(z) = z + a_{n+1}z^{n+1} + a_{n+2}z^{n+2} + \dots, \quad n \in \mathbb{N}.$$

We denote by $\mathcal{A} := \mathcal{A}_1$ and let $\mathcal{S} \subset \mathcal{A}$ be the class of univalent functions. For the functions f and F , we say that f is subordinate to F , written as $f \prec F$, if it is possible to write $f(z) = F(\omega(z))$ for some Schwarz function ω . Let \mathcal{S}^* and \mathcal{C} denote respectively the class of starlike and convex functions. Note that if we consider $f \in \mathcal{A}_n$, the class of starlike and convex functions are denoted by \mathcal{S}_n^* and \mathcal{C}_n respectively. For $n \in \mathbb{N}$, we now define the Carathéodory class \mathcal{P}_n , containing functions of the form $p(z) = 1 + c_n z^n + c_{n+1} z^{n+1} + \dots$ with $\operatorname{Re}(p(z)) > 0$ on \mathbb{D} . Using subordination, Ma and Minda [11] defined a general subclass of starlike functions, given by $\mathcal{S}^*(\phi) := \{f \in \mathcal{A} : zf'(z)/f(z) \prec \phi(z)\}$. For different choices of ϕ , authors have defined several subclasses of \mathcal{S}^* and examined these classes for different geometric properties. These classes will be described in the text wherever needed. In 2020, we introduced the class of Sigmoid starlike functions by taking $\phi(z) = 2/(1+e^{-z})$, the Modified Sigmoid function and denote it by \mathcal{S}_{SG}^* [3]. The image of \mathbb{D} under the Modified Sigmoid function is denoted by $\Delta_{SG} := \{w \in \mathbb{C} : |\log(w/(2-w))| < 1\}$. In [3], we present some basic geometry of this function, prove several inclusion relationships, obtain some coefficient bounds, and study mainly first-order differential subordination results. Later in [8], we proved various second and third order differential subordination results for Sigmoid starlike functions. Soon the class gained popularity and attracted many authors to study further in context of various aspects such as coefficient problems and convolution results (see [6, 13]). In continuation of these works, we now investigate \mathcal{S}_{SG}^* for radius problems. We present in this paper, radius estimates for \mathcal{S}_{SG}^* in conjunction with a bunch of other subclasses of starlike functions. Further, we consider certain families of analytic functions, which are characterized by the ratio of its functions with a specific function g and obtain \mathcal{S}_{SG}^* -radius for these families. We extensively use the following lemma in order to prove our main results:

Lemma 1.1. [3] *Let $2/(1+e) < a < 2e/(1+e)$. If*

$$r_a = \frac{e-1}{e+1} - |a-1|,$$

2020 *Mathematics Subject Classification.* 30C45, 30C80.

Key words and phrases. Radius problem, Sigmoid function, Starlike functions.

*Corresponding Author

The first author is supported by The Council of Scientific and Industrial Research(CSIR). Ref.No.:08/133(0018)/2017-EMR-I.

then

$$\{w \in \mathbb{C} : |w - a| < r_a\} \subset \Delta_{SG}. \quad (1.1)$$

2. MAIN RESULTS

To begin with, we consider the class $\mathcal{S}_n^*[A, B]$ ($-1 \leq B < A \leq 1$), introduced by Janowski [4], as below.

$$\mathcal{S}_n^*[A, B] := \left\{ f \in \mathcal{A}_n : \frac{zf'(z)}{f(z)} \prec \frac{1 + Az}{1 + Bz} \right\}.$$

Corresponding to the above class, we consider $\mathcal{P}_n[A, B]$ and a few results related to this class, given as follows:

$$\mathcal{P}_n^*[A, B] := \left\{ f \in \mathcal{P}_n : p(z) \prec \frac{1 + Az}{1 + Bz} \right\}.$$

Lemma 2.1. [15, Lemma 2.1]

(i) If $p \in \mathcal{P}_n[A, B]$, then for $|z| = r$,

$$\left| p(z) - \frac{1 - ABr^{2n}}{1 - B^2r^{2n}} \right| \leq \frac{(A - B)r^n}{1 - B^2r^{2n}}.$$

(ii) In particular, if $p \in \mathcal{P}_n(\alpha) := \mathcal{P}[1 - 2\alpha, -1]$, then

$$\left| p(z) - \frac{1 + (1 - 2\alpha)r^{2n}}{1 - r^{2n}} \right| \leq \frac{2(1 - \alpha)r^n}{1 - r^{2n}}.$$

Lemma 2.2. [17, Lemma 2] If $p \in \mathcal{P}_n(\alpha)$, then for $|z| = r$,

$$\left| \frac{zp'(z)}{p(z)} \right| \leq \frac{2nr^n(1 - \alpha)}{(1 - r^n)(1 + (1 - 2\alpha)r^n)}.$$

Theorem 2.3. The sharp $\mathcal{S}_{SG,n}^*$ -radius of the class $\mathcal{S}_n^*[A, B]$ is given by

$$(i) R_{\mathcal{S}_{SG,n}^*}(\mathcal{S}_n^*[A, B]) = \min \left\{ 1, \left(\frac{e-1}{A(1+e)-2B} \right)^{\frac{1}{n}} \right\}, \text{ when } 0 \leq B < A \leq 1.$$

$$(ii) R_{\mathcal{S}_{SG,n}^*}(\mathcal{S}_n^*[A, B]) = \min \left\{ 1, \left(\frac{e-1}{A(1+e)-2Be} \right)^{\frac{1}{n}} \right\}, \text{ when } -1 \leq B < A \leq 1 \text{ with } B \leq 0.$$

In particular, for the class \mathcal{S}^* , we have $R_{\mathcal{S}_{SG}^*}(\mathcal{S}^*) = (e - 1)/(3e + 1)$.

Proof. Let $f \in \mathcal{S}_n^*[A, B]$. Using Lemma 2.1, we have

$$\left| \frac{zf'(z)}{f(z)} - \frac{1 - ABr^{2n}}{1 - B^2r^{2n}} \right| \leq \frac{(A - B)r^n}{1 - B^2r^{2n}}. \quad (2.1)$$

(i) If $0 \leq B < A \leq 1$, then

$$a := \frac{1 - ABr^{2n}}{1 - B^2r^{2n}} \leq 1.$$

Further, we observe that $f \in \mathcal{S}_{SG,n}^*$ if the disk (2.1) is contained in the disk (1.1). Thus by using Lemma 1.1, it suffices to show that

$$\frac{(A - B)r^n}{1 - B^2r^{2n}} \leq \frac{1 - ABr^{2n}}{1 - B^2r^{2n}} - \frac{2}{1 + e},$$

which upon simplification, yields

$$r \leq \left(\frac{e - 1}{A(1 + e) - 2B} \right)^{\frac{1}{n}}.$$

(ii) If $-1 \leq B < 0 < A \leq 1$, then

$$a := \frac{1 - ABr^{2n}}{1 - B^2r^{2n}} \geq 1.$$

Again by Lemma 1.1, we see that $f \in \mathcal{S}_{SG}^*$ if

$$\frac{(A - B)r^n}{1 - B^2r^{2n}} \leq \frac{2e}{1 + e} - \frac{1 - ABr^{2n}}{1 - B^2r^{2n}},$$

which simplifies to

$$r \leq \left(\frac{e - 1}{A(1 + e) - 2Be} \right)^{1/n}.$$

The result follows with sharpness due to the function $f_{A,B}(z)$, given by

$$f_{A,B}(z) = \begin{cases} z(1 + Bz^n)^{\frac{A-B}{nB}}; & B \neq 0, \\ z \exp\left(\frac{Az^n}{n}\right); & B = 0. \end{cases}$$

■

Corollary 2.4. *The sharp \mathcal{S}_{SG}^* -radius for $\mathcal{S}^*(\alpha)$ is $(e - 1)/(1 + 3e - 2\alpha(1 + e))$, $0 \leq \alpha < 1$. The bound is sharp for $k_\alpha(z) = z/(1 - z)^{2(1-\alpha)}$.*

Corollary 2.5. *The sharp \mathcal{S}_{SG}^* -radius for \mathcal{S}^* is $(e - 1)/(1 + 3e)$. The bound is sharp for $k(z) = z/(1 - z)^2$.*

Before we proceed to our next result, we need to recall the following classes:

For $0 \leq \alpha < 1$, the class $\mathcal{BS}^*(\alpha) := \{f \in \mathcal{A} : zf'(z)/f(z) \prec 1 + z/(1 - \alpha z^2)\}$, defined by Kargar et al. [5]. In [7], Khatter et al. generalized $\mathcal{S}_L^* := \mathcal{S}^*(\sqrt{1 + z})$ and $\mathcal{S}_e^* := \mathcal{S}^*(e^z)$ to $\mathcal{S}_L^*(\alpha) := \mathcal{S}^*(\alpha + (1 - \alpha)\sqrt{1 + z})$ and $\mathcal{S}_{\alpha,e}^* := \mathcal{S}^*(\alpha + (1 - \alpha)e^z)$ respectively, for $\alpha \in [0, 1)$.

Theorem 2.6. *The radius estimates of Sigmoid starlikeness, for the classes $\mathcal{BS}^*(\alpha)$, $\mathcal{S}_L^*(\alpha)$ and $\mathcal{S}_{\alpha,e}^*$ are given by*

- (i) $R_{\mathcal{S}_{SG}^*}(\mathcal{BS}^*(\alpha)) = r_{\mathcal{BS}}(\alpha) := 2(e - 1)/((1 + e) + \sqrt{(1 + e)^2 + 4\alpha(e - 1)^2})$, where $\alpha \in [0, 1)$.
- (ii) $R_{\mathcal{S}_{SG}^*}(\mathcal{S}_L^*(\alpha)) = r_L(\alpha) := ((e - 1)(3 + e - 2\alpha(1 + e)))/((1 - \alpha)^2(1 + e)^2)$, where $\alpha \in [0, (3 + e)/2(1 + e))$. In particular, $R_{\mathcal{S}_{SG}^*}(\mathcal{S}_L^*) = ((e - 1)(3 + e))/(1 + e)^2$.
- (iii) $R_{\mathcal{S}_{SG}^*}(\mathcal{S}_{\alpha,e}^*) = r_e(\alpha) := \log(2e - \alpha(1 + e))/(1 + e)(1 - \alpha)$, where $\alpha \in [0, (e(1 + e) - 2e)/((1 + e)(e - 1))]$. In particular, $R_{\mathcal{S}_{SG}^*}(\mathcal{S}_e^*) = \log(2e/(1 + e))$.

All estimates are sharp.

Proof. (i) Let $f \in \mathcal{BS}^*(\alpha)$. Then $zf'(z)/f(z) \prec 1 + z/(1 - \alpha z^2)$ and thus

$$\left| \frac{zf'(z)}{f(z)} - 1 \right| \leq \left| \frac{z}{1 - \alpha z^2} \right| \leq \left| \frac{r}{1 - \alpha r^2} \right| \quad \text{on } |z| = r.$$

Using Lemma 1.1, it can be said that the above disk lies in Δ_{SG} if $r/(1 - \alpha r^2) \leq (e - 1)/(e + 1)$. This further implies $r \leq r_{\mathcal{BS}}(\alpha)$. Sharpness holds for the function

$$f_{\mathcal{BS}}(z) = \begin{cases} z \left(\frac{1 + \sqrt{\alpha z}}{1 - \sqrt{\alpha z}} \right)^{1/(2\sqrt{\alpha})}, & \alpha \in (0, 1) \\ ze^z, & \alpha = 0. \end{cases}$$

It can be verified with the following graph that $zf'_{\mathcal{BS}}(z)/f_{\mathcal{BS}}(z)$ touches the boundary of Δ_{SG} at the points $\pm 2(e - 1)/((1 + e) + \sqrt{(1 + e)^2 + 4\alpha(e - 1)^2})$. Note that the domain $\Omega_{\mathcal{BS}}$ denotes the image of \mathbb{D} mapped by the function $1 + z/(1 - \alpha z^2)$

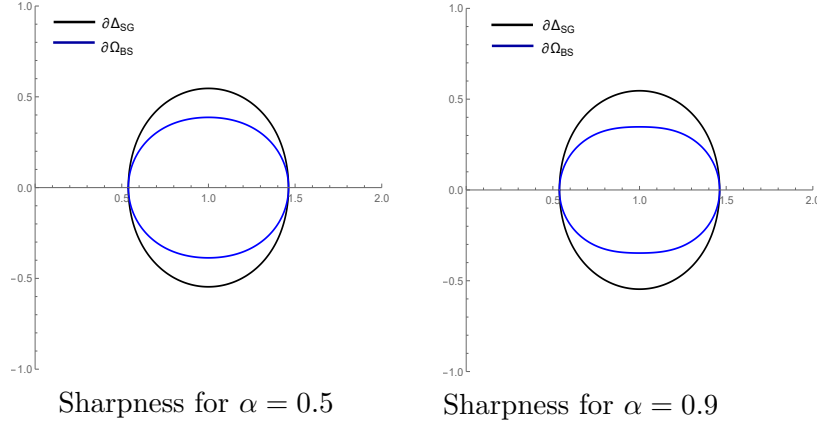


FIGURE 1

(ii) Let $f \in \mathcal{S}_L^*(\alpha)$, then $zf'(z)/f(z) \prec \alpha + (1-\alpha)\sqrt{1+z}$ and therefore on $|z|=r$

$$\left| \frac{zf'(z)}{f(z)} - 1 \right| \leq |(1-\alpha)(1-\sqrt{1+z})| \leq (1-\alpha)(1-\sqrt{1-r}).$$

By Lemma 1.1, it is clear that for the above disk to lie in Δ_{SG} , we need $(1-\alpha)(1-\sqrt{1-r}) \leq (e-1)/(e+1)$, which upon simplification yields $r \leq ((e-1)(3+e-2\alpha(1+e)))/((1-\alpha)^2(1+e)^2)$. Note that for the function

$$f_L(z) = z + (1-\alpha)z^2 + \frac{1}{16}(1-\alpha)(1-2\alpha)z^3 + \dots,$$

the result is sharp. The sharpness of this result can be verified by the following graph, where Ω_L denotes the image of \mathbb{D} mapped by $\alpha + (1-\alpha)\sqrt{1+z}$.

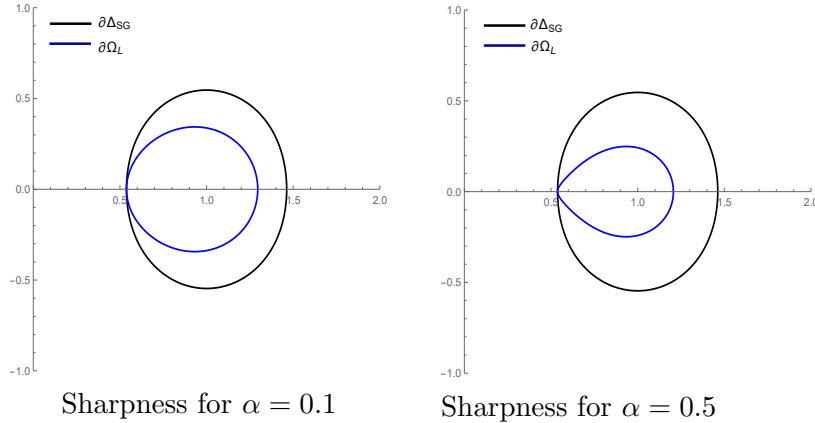


FIGURE 2

(iii) Let $f \in \mathcal{S}_{\alpha,e}^*$, then $zf'(z)/f(z) \prec \alpha + (1-\alpha)e^z$. So on $|z|=r$

$$\left| \frac{zf'(z)}{f(z)} - 1 \right| \leq (1-\alpha)|e^z - 1| \leq (1-\alpha)(e^r - 1).$$

By Lemma 1.1, $f \in \mathcal{S}_{SG}^*$ if $(1-\alpha)(e^r - 1) \leq (e-1)/(e+1)$, which is equivalent to $r \leq r_e(\alpha)$. The result is sharp for the function

$$f_e(z) = z + (1-\alpha)z^2 + \frac{1}{4}(1-\alpha)(3-2\alpha)z^3 + \dots$$

and is validated by the following graph. The image of \mathbb{D} mapped by $\alpha + (1-\alpha)e^z$ is denoted by Ω_e .

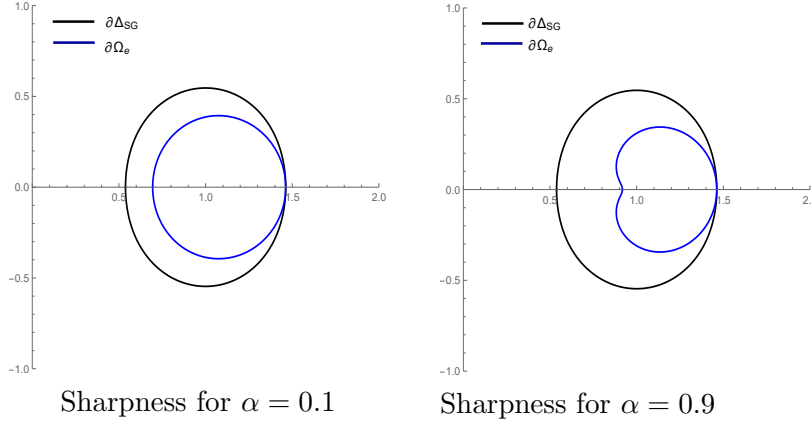


FIGURE 3

■

Before we proceed further, let us recall the following classes: In [14], Mendiratta et al. considered the class of starlike functions associated with right lemniscate of Bernoulli, denoted by $\mathcal{S}_{RL}^* = \mathcal{S}^*(\phi)$, where ϕ is given by

$$\phi(z) = \sqrt{2} - (\sqrt{2} - 1) \sqrt{\frac{1-z}{1+2(\sqrt{2}-1)z}}.$$

The class of cardioid starlike functions, denoted by $\mathcal{S}_C^* := \mathcal{S}^*(1 + 4z/3 + 2z^2/3)$, defined by Sharma et al. [18]. For $k = \sqrt{2} + 1$, Kumar and Ravichandran [10] introduced \mathcal{S}_R^* by taking ϕ as $1 + z(k+z)/k(k-z)$.

Theorem 2.7. *The sharp \mathcal{S}_{SG}^* -radius for the classes \mathcal{S}_{RL}^* , \mathcal{S}_C^* and \mathcal{S}_R^* is given by:*

- (i) $R_{\mathcal{S}_{SG}^*}(\mathcal{S}_{RL}^*) =: r_{RL} = (4\sqrt{2} - 7e - 5)(e-1)/(32\sqrt{2} - 7e^2 + 6e(4\sqrt{2} - 5) - 47) \approx 0.738309$.
- (ii) $R_{\mathcal{S}_{SG}^*}(\mathcal{S}_C^*) =: r_C = -1 + \sqrt{(-1+5e)/(2+2e)} \approx 0.301221$.
- (iii) $R_{\mathcal{S}_{SG}^*}(\mathcal{S}_R^*) =: r_R = (\sqrt{(2\sqrt{2}+3)}(2e^2-1) - (\sqrt{2}+1)e)/(1+e) \approx 0.645131$.

Proof. (i) Let $f \in \mathcal{S}_{RL}^*$. Then

$$\frac{zf'(z)}{f(z)} < \sqrt{2} - (\sqrt{2} - 1) \sqrt{\frac{1-z}{1+2(\sqrt{2}-1)z}}.$$

Thus on $|z|=r$, we have

$$\left| \frac{zf'(z)}{f(z)} - 1 \right| \leq 1 - \left(\sqrt{2} - (\sqrt{2} - 1) \sqrt{\frac{1+r}{1-2(\sqrt{2}-1)r}} \right).$$

By Lemma 1.1, f is in \mathcal{S}_{SG}^* if

$$1 - \left(\sqrt{2} - (\sqrt{2} - 1) \sqrt{\frac{1+r}{1-2(\sqrt{2}-1)r}} \right) \leq \frac{e-1}{e+1},$$

which is equivalent to $r \leq r_{RL}$. This result is sharp for the following function

$$f_{RL}(z) = z \left(\frac{\sqrt{1-z} + \sqrt{1+2(\sqrt{2}-1)z}}{2} \right)^{2\sqrt{2}-2} \exp \left(\sqrt{2(\sqrt{2}-1)} \tan^{-1} \Psi(z) \right),$$

where

$$\Psi(z) = \frac{\sqrt{2(\sqrt{2}-1)} \left(\sqrt{2(\sqrt{2}-1)z+1} - \sqrt{1-z} \right)}{2(\sqrt{2}-1)\sqrt{1-z} + \sqrt{2(\sqrt{2}-1)z+1}}.$$

The sharpness of this bound can be verified from Figure 4(i).

(ii) Let $f \in \mathcal{S}_C^*$, then we have $zf'(z)/f(z) \prec 1 + 4z/3 + 2z^2/3$. Therefore on $|z|=r$, we get

$$\left| \frac{zf'(z)}{f(z)} - 1 \right| \leq \frac{2(r^2 + 2r)}{3},$$

which if not exceeds $(e-1)/(e+1)$, implies that f lies in \mathcal{S}_{SG}^* , by Lemma 1.1. Solving this, we get $r \leq r_C$. In order to verify the sharpness of this result, we consider the following function.

$$f_C(z) = z \exp \left(\frac{4z}{3} + \frac{z^2}{3} \right).$$

Clearly $f_C \in \mathcal{S}_C^*$ and moreover $zf'_C(z)/f_C(z)$ touches the boundary of Δ_{SG} at the point $z_0 = -1 + \sqrt{(-1 + 5e)/(2 + 2e)}$, as shown in Figure 4(ii).

(iii) Let $f \in \mathcal{S}_R^*$, then

$$\frac{zf'(z)}{f(z)} \prec 1 + \frac{z(k+z)}{k(k-z)},$$

where $k = \sqrt{2} + 1$. Thus on $|z|=r$,

$$\left| \frac{zf'(z)}{f(z)} - 1 \right| \leq \frac{r(k+r)}{k(k-r)}.$$

In view of Lemma 1.1, $f \in \mathcal{S}_{SG}^*$ if $r(k+r)/k(k-r) \leq (e-1)/(e+1)$. Solving this inequality, we obtain $r \leq r_R$. The equality of the radius estimate holds for the function

$$f_R(z) = \frac{k^2 z}{(k-z)^2} e^{-z/k}, \quad k = \sqrt{2} + 1.$$

Figure 4(iii) verifies the sharpness of the result. Note that Ω_{RL} , Ω_C and Ω_R denote the image of \mathbb{D} mapped by $zf'(z)/f(z)$ for f_{RL} , f_C and f_R respectively. ■

Let us recall the following classes in order to obtain our next result. By taking $\phi(z) = z + \sqrt{1+z^2}$, Sharma et al. [19] introduced \mathcal{S}_ζ^* . Similarly, Kumar and Gangania [9] introduced \mathcal{S}_ϕ^* by taking ϕ as $1 + ze^z$, the cardioid function.

Theorem 2.8. *The sharp \mathcal{S}_{SG}^* -radii for the classes \mathcal{S}_ζ^* and \mathcal{S}_ϕ^* is given by*

$$(i) \quad R_{\mathcal{S}_{SG}^*}(\mathcal{S}_\zeta^*) = \frac{-1-2e+3e^2}{4e+4e^2} \approx 0.389089.$$

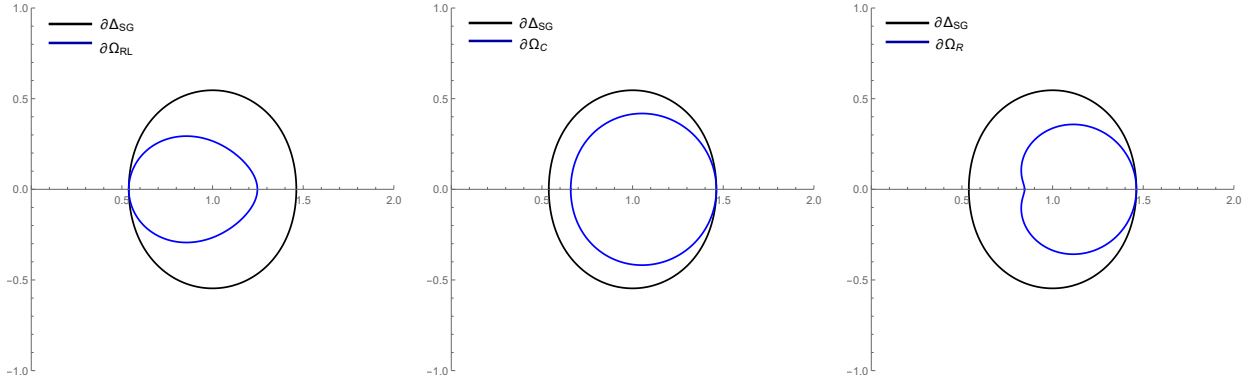


FIGURE 4

(ii) $R_{\mathcal{S}_{SG}^*}(\mathcal{S}_\varphi^*) = r_\varphi \approx 0.331672$, where r_φ is the smallest positive root of the equation $(e + 1)re^r = e - 1$.

Proof. (i) Let $f \in \mathcal{S}_\zeta^*$, then $zf'(z)/f(z) \prec z + \sqrt{1+z^2}$. Therefore on $|z|=r$,

$$\left| \frac{zf'(z)}{f(z)} - 1 \right| = |z + \sqrt{1+z^2} - 1| \leq r + \sqrt{1+r^2} - 1.$$

Now by using Lemma 1.1, the above disk lies inside the domain Δ_{SG} if $r + \sqrt{1+r^2} - 1 \leq (e-1)/(e+1)$. Solving this equation, we obtain the desired bound of r . The result is sharp for the function

$$f_\zeta(z) = z \exp\left(\int_0^z \frac{t + \sqrt{1+t^2} - 1}{t} dt\right) = z + z^2 + \frac{3z^3}{4} + \frac{5z^4}{12} + \frac{z^5}{6} + \dots$$

(ii) Let $f \in \mathcal{S}_\varphi^*$, then it is clear that $zf'(z)/f(z) \prec 1 + ze^z$. So we have

$$\left| \frac{zf'(z)}{f(z)} - 1 \right| = |ze^z| \leq re^r \quad \text{on } |z|=r.$$

By using Lemma 1.1, we can say that $f \in \mathcal{S}_{SG}^*$ if $re^r \leq (e-1)/(e+1)$, which is equivalent to $r \leq r_\varphi$. The sharpness of the result can be verified by the function $f_\varphi(z) = ze^{e^z-1}$. The following graph depicts the sharpness of both the estimates. Note that the image of \mathbb{D} mapped by $z + \sqrt{1+z^2}$ and $1 + ze^z$ are respectively denoted by Ω_ζ and Ω_φ .

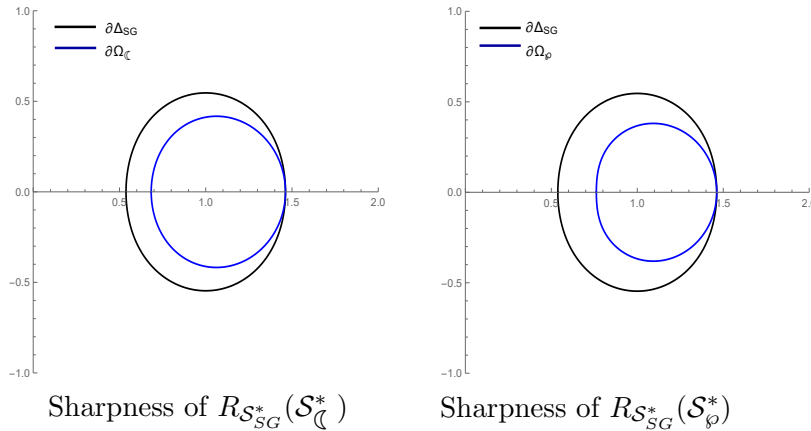


FIGURE 5

Now we consider the following classes for our next result. The class \mathcal{S}_{Ne}^* , defined by Wani and Swaminathan [21] by taking ϕ as $1 + z - z^3/3$ and the class $\mathcal{S}_S^* = \mathcal{S}^*(1 + \sin z)$, introduced by Cho et al. [2].

Theorem 2.9. *The \mathcal{S}_{SG}^* -radius for the classes \mathcal{S}_{Ne}^* and \mathcal{S}_S^* is given by:*

- (i) $R_{\mathcal{S}_{SG}^*}(\mathcal{S}_{Ne}^*) = r_{Ne} \approx 0.43473$, which is the smallest positive root of the equation $(e+1)(3r + r^3) = 3(e-1)$.
- (ii) $R_{\mathcal{S}_{SG}^*}(\mathcal{S}_S^*) = \log\left(\frac{\sqrt{2(1+e^2)+e-1}}{1+e}\right) \approx 0.447074$.

Proof. (i) Let $f \in \mathcal{S}_{Ne}^*$, then $zf'(z)/f(z) \prec 1 + z - z^3/3$. Thus on $|z|=r$,

$$\left| \frac{zf'(z)}{f(z)} - 1 \right| = \left| z - \frac{z^3}{3} \right| \leq r + \frac{r^3}{3},$$

which if, not greater than $(e-1)/(e+1)$, is sufficient to conclude that $f \in \mathcal{S}_{SG}^*$ by Lemma 1.1. Note that for $r \leq r_{Ne}$, the above inequality holds and hence the result.

(ii) Let $f \in \mathcal{S}_S^*$, then $zf'(z)/f(z) \prec 1 + \sin z$. So on $|z|=r$, we have

$$\left| \frac{zf'(z)}{f(z)} - 1 \right| = |\sin z| \leq \sinh r.$$

Now by using Lemma 1.1, we observe that for f to belong to \mathcal{S}_{SG}^* , it is sufficient to prove that $\sinh r \leq (e-1)/(e+1)$. Solving this inequality, we obtain the desired result. ■

Further let us consider the classes, introduced by Ali et al. [1], defined as follows:

$$\begin{aligned} \mathcal{G}_1 &= \left\{ f \in \mathcal{A}_n : \frac{f}{g} \in \mathcal{P}_n \text{ and } \frac{g(z)}{z} \in \mathcal{P}_n, g \in \mathcal{A}_n \right\} \\ \mathcal{G}_2 &= \left\{ f \in \mathcal{A}_n : \frac{f}{g} \in \mathcal{P}_n \text{ and } \frac{g(z)}{z} \in \mathcal{P}_n(1/2), g \in \mathcal{A}_n \right\} \\ \mathcal{G}_3 &= \left\{ f \in \mathcal{A}_n : \left| \frac{f(z)}{g(z)} - 1 \right| < 1 \text{ and } \frac{g(z)}{z} \in \mathcal{P}_n, g \in \mathcal{A}_n \right\} \\ \mathcal{G}_4 &= \left\{ f \in \mathcal{A}_n : \left| \frac{f(z)}{g(z)} - 1 \right| < 1, g \in \mathcal{C}_n \right\}. \end{aligned}$$

Theorem 2.10. *The $\mathcal{S}_{SG,n}^*$ radius of the class \mathcal{G}_1 is given by*

$$R_{\mathcal{S}_{SG,n}^*}(\mathcal{G}_1) = r_{\mathcal{G}_1} := \frac{(e-1)^{\frac{1}{n}}}{(2n(1+e) + \sqrt{4n^2(1+e)^2 + (e-1)^2})^{\frac{1}{n}}}.$$

The estimate is sharp.

Proof. Let $f \in \mathcal{G}_1$, then there exists $p, q \in \mathcal{P}_n$ such that

$$p(z) = \frac{g(z)}{z} \quad \text{and} \quad q(z) = \frac{f(z)}{g(z)}.$$

By Lemma 2.2, we have on $|z|=r$, the following inequalities

$$\left| \frac{zp'(z)}{p(z)} \right| \leq \frac{2nr^n}{1-r^{2n}} \quad \text{and} \quad \left| \frac{zq'(z)}{q(z)} \right| \leq \frac{2nr^n}{1-r^{2n}}. \quad (2.2)$$

Further, note that $f(z) = g(z)q(z) = zp(z)q(z)$, which upon logarithmic differentiation yields

$$\frac{zf'(z)}{f(z)} = 1 + \frac{zp'(z)}{p(z)} + \frac{zq'(z)}{q(z)}. \quad (2.3)$$

Using (2.2), we obtain

$$\left| \frac{zf'(z)}{f(z)} - 1 \right| \leq \frac{4nr^n}{1-r^{2n}}.$$

By Lemma 1.1, it is clear that $f \in \mathcal{S}_{SG}^*$ if the quantity $4nr^n/(1-r^{2n})$ does not exceed $(e-1)/(e+1)$. This leads us to $(e-1)r^{2n} + 4n(e+1)r^n - (e-1) \leq 0$. Solving this inequality, we obtain $r \leq r_{\mathcal{G}_1}$. The sharpness of the bound can be verified by the functions

$$f_1(z) = z \left(\frac{1+z^n}{1-z^n} \right)^2 \quad \text{and} \quad g_1(z) = z \left(\frac{1+z^n}{1-z^n} \right).$$

Clearly $f_1, g_1 \in \mathcal{A}_n$ and $f_1(z)/g_1(z) = g_1(z)/z$, which belongs to \mathcal{P}_n . So $f_1 \in \mathcal{G}_1$ and

$$\frac{zf_1'(z)}{f_1(z)} = 1 + \frac{4nz^n}{1-z^{2n}}.$$

The image domain of \mathbb{D} mapped by $zf_1'(z)/f_1(z)$ touches the boundary of Δ_{SG} at the points $\pm r_{\mathcal{G}_1}$. \blacksquare

Theorem 2.11. *The $\mathcal{S}_{SG,n}^*$ radius of the class \mathcal{G}_2 is given by*

$$R_{\mathcal{S}_{SG,n}^*}(\mathcal{G}_2) = r_{\mathcal{G}_2} := \frac{(2(e-1))^{\frac{1}{n}}}{(3n(1+e) + \sqrt{(3n(e+1))^2 + 4(e-1)(n(e+1) + (e-1))})^{\frac{1}{n}}}.$$

The estimate is sharp.

Proof. Let $f \in \mathcal{G}_2$. Now, let us define

$$p(z) = \frac{g(z)}{z} \quad \text{and} \quad q(z) = \frac{f(z)}{g(z)}$$

so that $f(z) = zp(z)q(z)$, where $p \in \mathcal{P}_n(1/2)$ and $q \in \mathcal{P}_n$. From (2.3) and Lemma 2.2, we have

$$\left| \frac{zf'(z)}{f(z)} - 1 \right| \leq \frac{2nr^n}{1-r^{2n}} + \frac{nr^n}{1-r^n} = \frac{nr^{2n} + 3nr^n}{1-r^{2n}} \quad \text{on } |z|=r.$$

In view of Lemma 1.1, f is a member of \mathcal{S}_{SG}^* if $(nr^{2n} + 3nr^n)/(1-r^{2n}) \leq (e-1)/(e+1)$. Equivalently, $(n(e+1) + e-1)r^{2n} + 3n(e+1)r^n - (e-1) \leq 0$. Solving this inequality, we obtain $r \leq r_{\mathcal{G}_2}$. The sharpness of the bound can be verified by the functions

$$f_2(z) = \frac{z(1+z^n)}{(1-z^n)^2} \quad \text{and} \quad g_2(z) = \frac{z}{1-z^n}.$$

Clearly $f_2, g_2 \in \mathcal{A}_n$, $f_2/g_2 \in \mathcal{P}_n$ and $g_2/z \in \mathcal{P}(1/2)$. Hence f_2 is a member of \mathcal{G}_2 and

$$\frac{zf_2'(z)}{f_2(z)} = \frac{1 + 3nz^n + (n-1)z^{2n}}{1-z^{2n}}.$$

The radius estimate is sharp since $zf_2'(z)/f_2(z)$ maps \mathbb{D} onto a domain which touches the boundary of Δ_{SG} at $z = r_{\mathcal{G}_2}$. \blacksquare

Theorem 2.12. *The $\mathcal{S}_{SG,n}^*$ radius of the class \mathcal{G}_3 is given by*

$$R_{\mathcal{S}_{SG,n}^*}(\mathcal{G}_3) = r_{\mathcal{G}_3} := \frac{(2(e-1))^{\frac{1}{n}}}{(3n(1+e) + \sqrt{(3n(e+1))^2 + 4(e-1)(n(e+1) + (e-1))})^{\frac{1}{n}}}.$$

The estimate is sharp.

Proof. Let $f \in \mathcal{G}_3$. So, we may define

$$p(z) = \frac{g(z)}{z} \quad \text{and} \quad q(z) = \frac{g(z)}{f(z)}.$$

In view of the following implication

$$\left| \frac{f(z)}{g(z)} - 1 \right| < 1 \iff \frac{g}{f} \in \mathcal{P}_n \left(\frac{1}{2} \right),$$

it is obvious that $p \in \mathcal{P}_n$ and $q \in \mathcal{P}_n(1/2)$. Note that $f(z) = zp(z)/q(z)$ and thus

$$\frac{zf'(z)}{f(z)} = 1 + \frac{p'(z)}{p(z)} - \frac{zq'(z)}{q(z)}.$$

By using Lemma 2.2, we obtain

$$\left| \frac{zf'(z)}{f(z)} - 1 \right| \leq \frac{nr^{2n} + 3nr^n}{1 - r^{2n}} \quad \text{on } |z| = r.$$

In order to prove $f \in \mathcal{S}_{SG}^*$, it suffices to show that $(nr^{2n} + 3nr^n)/(1 - r^{2n}) \leq (e - 1)/(e + 1)$, in view of Lemma 1.1. This inequality reduces to $(n(e + 1) + e - 1)r^{2n} + 3n(e + 1)r^n - (e - 1) \leq 0$. Solving this, we obtain $r \leq r_{\mathcal{G}_3}$. The sharpness of the bound can be verified by the functions

$$f_3(z) = \frac{z(1 + z^n)^2}{1 - z^n} \quad \text{and} \quad g_3(z) = \frac{z(1 + z^n)}{1 - z^n}.$$

Note that

$$\left| \frac{f_3(z)}{g_3(z)} - 1 \right| = |z|^n < 1 \quad \text{and} \quad \frac{g_3(z)}{z} = \frac{1 + z^n}{1 - z^n} \in \mathcal{P}_n,$$

which implies that $f_3 \in \mathcal{G}_3$. Moreover, it can be observed that the domain $(zf'_3/f_3)(\mathbb{D})$ touches the boundary of Δ_{SG} at $-r_{\mathcal{G}_3}$. ■

Theorem 2.13. *The $\mathcal{S}_{SG,n}^*$ radius of the class \mathcal{G}_4 is given by*

$$R_{\mathcal{S}_{SG,n}^*}(\mathcal{G}_4) = r_{\mathcal{G}_4} := \frac{(2(e - 1))^{\frac{1}{n}}}{((n + 1)(1 + e) + \sqrt{(n + 1)^2(1 + e)^2 + 4(e - 1)((e + 1)n - 2)})^{\frac{1}{n}}}.$$

The estimate is sharp.

Proof. Let $f \in \mathcal{G}_4$. Now, suppose $q(z) = g(z)/f(z)$, where $g \in \mathcal{A}_n$ is a convex function. As deduced in the last theorem, we know that $q \in \mathcal{P}_n(1/2)$. By using Lemma 2.2, we obtain

$$\left| \frac{zq'(z)}{q(z)} \right| \leq \frac{nr^n}{1 - r^n}, \quad |z| = r. \quad (2.4)$$

Also since g is convex, we have zg'/g is in $\mathcal{P}(1/2)$. Hence

$$\left| \frac{zg'(z)}{g(z)} - \frac{1}{1 - r^{2n}} \right| \leq \frac{r^n}{1 - r^{2n}} \quad (2.5)$$

by Lemma 2.2. Since $f = g/q$, we obtain

$$\frac{zf'(z)}{f(z)} = \frac{zg'(z)}{g(z)} - \frac{zq'(z)}{q(z)}.$$

In view of (2.4) and (2.5), we have

$$\left| \frac{zf'(z)}{f(z)} - \frac{1}{1 - r^{2n}} \right| \leq \frac{(n + 1)r^n + nr^{2n}}{1 - r^{2n}}.$$

For each $r \in (0, 1)$, the quantity $1 - r^{2n}$ is less than 1 and thus Lemma 1.1 implies that $f \in \mathcal{S}_{SG}^*$ provided

$$\frac{(n+1)r^n + nr^{2n}}{1 - r^{2n}} \leq \frac{1}{1 - r^{2n}} - \frac{2}{1 + e}.$$

This inequality reduces to

$$((1+e)n - 2)r^{2n} + (n+1)(1+e)r^n + 1 - e \leq 0.$$

Solving this inequality, we obtain $r \leq r_{\mathcal{G}_4}$. The functions

$$f_4(z) = \frac{z(1+z^n)}{(1-z^n)^{1/n}} \quad \text{and} \quad g_4(z) = \frac{z}{(1-z^n)^{1/n}}$$

validate the sharpness of the bound. Note that $|f_4(z)/g_4(z) - 1| = |z|^n < 1$ and $g_4 \in \mathcal{C}_n$, which implies $f_4 \in \mathcal{G}_4$. Moreover, it can be observed that zf_4'/f_4 maps \mathbb{D} onto a domain that touches the boundary of Δ_{SG} at $\pm r_{\mathcal{G}_4}$. \blacksquare

For $0 \leq \alpha < 1$, Reade [16] introduced the class of close-to-starlike functions of type α , given by

$$\mathcal{CS}^*(\alpha) := \left\{ f \in \mathcal{A}_n : \frac{f}{g} \in \mathcal{P}_n, g \in \mathcal{S}^*(\alpha) \right\}.$$

Theorem 2.14. *The sharp $\mathcal{S}_{SG,n}^*$ radius for the class $\mathcal{CS}_n^*(\alpha)$ is given by*

$$R_{\mathcal{S}_{SG,n}^*}(\mathcal{CS}_n^*(\alpha)) = r_{cs} := (e-1)/((1+e)(1+n-\alpha)) + \sqrt{(e+1)^2(1+n-\alpha)^2 + (e-1)((1-2\alpha)(e+1) + 2e)}$$

Proof. Let $f \in \mathcal{CS}_n^*(\alpha)$. Then there is some function $g \in \mathcal{S}_n^*(\alpha)$ such that $h = f/g \in \mathcal{P}_n$. Using Lemma 2.2, we get

$$\left| \frac{zh'(z)}{h(z)} \right| \leq \frac{2nr^n}{1 - r^{2n}}. \quad (2.6)$$

Since $g \in \mathcal{S}_n^*(\alpha)$ and $zg'/g \in \mathcal{P}_n(\alpha)$, again by using Lemma 2.2, we obtain

$$\left| \frac{zg'(z)}{g(z)} - \frac{1 + (1-2\alpha)r^{2n}}{1 - r^{2n}} \right| \leq \frac{2(1-\alpha)r^n}{1 - r^{2n}}. \quad (2.7)$$

Since $f = hg$, we have

$$\frac{zf'(z)}{f(z)} = \frac{zg'(z)}{g(z)} + \frac{zh'(z)}{h(z)}$$

From (2.6) and (2.7), it follows that

$$\left| \frac{zf'(z)}{f(z)} - \frac{1 + (1-2\alpha)r^{2n}}{1 - r^{2n}} \right| \leq \frac{2(1+n-\alpha)r^n}{1 - r^{2n}}.$$

Note that the above inequality represents a disk with center a and radius r_0 given by

$$a := \frac{1 + (1-2\alpha)r^{2n}}{1 - r^{2n}} \quad \text{and} \quad r_0 := \frac{2(1+n-\alpha)r^n}{1 - r^{2n}}.$$

Since $a > 1$, we have from Lemma 1.1 that f is a member of the class \mathcal{S}_{SG}^* if $r_0 \leq (2e)/(e+1) - a$ or equivalently,

$$((1-2\alpha)(e+1) + 2e)r^{2n} + 2(e+1)(1+n-\alpha)r^n + 1 - e \leq 0.$$

Solving this inequality, we obtain $r \leq r_{cs}$. The sharpness of this result can be verified by the following functions.

$$f(z) = \frac{z(1+z^n)}{(1-z)^{(n+2-2\alpha)/n}} \quad \text{and} \quad g(z) = \frac{z}{(1-z^n)^{(2-2\alpha)/n}}.$$

Note that $f/g = (1+z^n)/(1-z^n) \in \mathcal{P}_n$ and $g \in \mathcal{S}_n^*(\alpha)$, which ensures that $f \in \mathcal{CS}_n^*(\alpha)$. \blacksquare

For our next result, let us recall the class \mathcal{W}_n , given as

$$\mathcal{W}_n := \{f \in \mathcal{A}_n : f/z \in \mathcal{P}_n\},$$

which was introduced by MacGregor [12].

Theorem 2.15. *The sharp $\mathcal{S}_{SG,n}^*$ radius for \mathcal{W}_n is*

$$R_{\mathcal{S}_{SG,n}^*}(\mathcal{W}_n) := r_w = \left(\frac{e-1}{\sqrt{n^2(e+1)^2 + (e-1)^2 + n(e+1)}} \right)^{1/n}.$$

Proof. Let $f \in \mathcal{W}_n$, then there exists some $h \in \mathcal{P}_n$ such that $h(z) = f(z)/z$. Using Lemma 2.2, we have

$$\left| \frac{zh'(z)}{h(z)} \right| \leq \frac{2nr^n}{1-r^{2n}}.$$

This further implies that

$$\left| \frac{zf'(z)}{f(z)} - 1 \right| = \left| \frac{zh'(z)}{h(z)} \right| \leq \frac{2nr^n}{1-r^{2n}}.$$

Now, by using 1.1 it follows that $f \in \mathcal{S}_{SG}^*$ provided $2nr^n/(1-r^{2n}) \leq (e-1)/(e+1)$. This inequality, after a few steps, reduces to the following

$$(e-1)r^{2n} + 2n(e+1)r^n - (e-1) \leq 0.$$

Solving this inequality gives us $r \leq r_w$. The sharpness of the result can be verified by the function $f_w(z) = z(1+z^n)/(1-z^n)$. Clearly this function satisfy $f(z)/z \in \mathcal{P}_n$ and thus $f_w \in \mathcal{W}_n$. Also, at the points $\pm r_w$ the function zf'_w/f_w touches the boundary of Δ_{SG} . \blacksquare

For $\beta > 1$, the class $\mathcal{M}(\beta)$ introduced by Uralegaddi et al. [20] is given by

$$\mathcal{M}(\beta) := \left\{ f \in \mathcal{A}_n : \operatorname{Re} \frac{zf'(z)}{f(z)} < \beta, z \in \mathbb{D} \right\}.$$

In terms of subordination, the above class can be written as

$$\mathcal{M}(\beta) := \left\{ f \in \mathcal{A}_n : \frac{zf'(z)}{f(z)} \prec \frac{1 + (1-2\beta)z^n}{1-z^n}, z \in \mathbb{D} \right\}.$$

Theorem 2.16. *The $\mathcal{S}_{SG,n}^*$ radius for the class $\mathcal{M}(\beta)$ is given by*

$$\mathcal{S}_{SG}^*(\mathcal{M}_n(\beta)) = \left(\frac{e-1}{(e-1) + (e+1)(\beta-1)} \right)^{1/n}.$$

The result is sharp for the function $f(z) = z(1-z^n)^{2(\beta-1)/n}$.

The proof of the above theorem is omitted here as it is much similar to the proof of Theorem 2.14. Next we consider the class $\mathcal{C}(\alpha)$ ($0 \leq \alpha < 1$), of convex functions of order α . Note that this class is a generalization of the class \mathcal{C} , which can be obtained by setting $\alpha = 0$.

Theorem 2.17. *Let $f \in \mathcal{S}_{SG}^*$, then f is convex of order α in $|z| < r_{\mathcal{C}}(\alpha)$, where $r_{\mathcal{C}}(\alpha) \in (0, 1)$ is the smallest positive root of*

$$e^r(r+\alpha) - 2 + \alpha = 0.$$

Proof. Let $f \in \mathcal{S}_{SG}^*$, then $zf'(z)/f(z) \prec 2/(1+e^{-z})$ and thus there exists a function ω with $\omega(0) = 0$ and $|\omega(z)| < 1$ such that

$$\frac{zf'(z)}{f(z)} = \frac{2}{1+e^{-\omega(z)}}.$$

Differentiating the above equation logarithmically, we obtain

$$1 + \frac{zf''(z)}{f'(z)} = \frac{2}{1 + e^{-\omega(z)}} + \frac{\omega'(z)e^{-\omega(z)}}{1 + e^{-\omega(z)}}.$$

Note that

$$\begin{aligned} \operatorname{Re} \left(1 + \frac{zf''(z)}{f'(z)} \right) &= \operatorname{Re} \left(\frac{2}{1 + e^{-\omega(z)}} + \frac{\omega'(z)e^{-\omega(z)}}{1 + e^{-\omega(z)}} \right) \\ &\geq \operatorname{Re} \left(\frac{2}{1 + e^{-\omega(z)}} \right) - \left| \frac{\omega'(z)e^{-\omega(z)}}{1 + e^{-\omega(z)}} \right| \\ &\geq \frac{2}{1 + e^r} - \frac{re^r}{1 + e^r}, \end{aligned}$$

which is greater than α provided $r \leq r_{\mathcal{C}}(\alpha)$. The result is sharp for the function

$$f_0(z) = z \exp \left(\int_0^z \frac{e^t - 1}{t(e^t + 1)} dt \right) = z + \frac{z^2}{2} + \frac{z^3}{8} + \frac{z^4}{144} - \frac{5z^5}{1152} + \dots,$$

■

Corollary 2.18. *The sharp radius of convexity for the functions in \mathcal{S}_{SG}^* is $r \approx 0.852606$.*

REFERENCES

- [1] R. M. Ali, N. K. Jain and V. Ravichandran, *On the radius constants for classes of analytic functions*, Bull. Malays. Math. Sci. Soc. (2) **36** (2013), no. 1, 23–38.
- [2] N. E. Cho, V. Kumar, S. S. Kumar and V. Ravichandran, *Radius problems for starlike functions associated with the sine function*, Bull. Iranian Math. Soc. **45** (2019), no. 1, 213–232.
- [3] P. Goel and S. Sivaprasad Kumar, *Certain class of starlike functions associated with modified sigmoid function*, Bull. Malays. Math. Sci. Soc. **43** (2020), no. 1, 957–991.
- [4] W. Janowski, *Extremal problems for a family of functions with positive real part and for some related families*, Ann. Polon. Math. **23** (1970/71), 159–177.
- [5] R. Kargar, A. Ebadian and J. Sokół, *On Booth lemniscate and starlike functions*, Anal. Math. Phys. **9** (2019), no. 1, 143–154.
- [6] M. G. Khan, B. Ahmad, G. Murugusundaramoorthy, R. Chinram, and W. K. Mashwani, *Applications of modified sigmoid functions to a class of starlike functions*, J. Funct. Spaces **2020**, doi.org/10.1155/2020/8844814
- [7] K. Khatter, V. Ravichandran and S. Sivaprasad Kumar, *Starlike functions associated with exponential function and the lemniscate of Bernoulli*, Rev. R. Acad. Cienc. Exactas Fís. Nat. Ser. A Mat. RACSAM **113** (2019), no. 1, 233–253.
- [8] S. S. Kumar and P. Goel, *Starlike functions and higher order differential subordinations*, Rev. R. Acad. Cienc. Exactas Fís. Nat. Ser. A Mat. RACSAM **114** (2020), no. 4, Paper No. 192, 23 pp.
- [9] S. S. Kumar and G. Kamaljeet, *A cardioid domain and starlike functions*, Anal. Math. Phys. **11** (2021), no. 2, Paper No. 54, 34 pp.
- [10] S. Kumar and V. Ravichandran, *A subclass of starlike functions associated with a rational function*, Southeast Asian Bull. Math. **40** (2016), no. 2, 199–212.
- [11] W. C. Ma and D. Minda, *A unified treatment of some special classes of univalent functions*, in Proceedings of the Conference on Complex Analysis (Tianjin, 1992), 157–169, Conf. Proc. Lecture Notes Anal., I, Int. Press, Cambridge, MA.
- [12] T. H. MacGregor, *The radius of univalence of certain analytic functions*, Proc. Amer. Math. Soc. **14** (1963), 514–520.
- [13] W. K. Mashwani, B. Ahmad, N. Khan, M. G. Khan, S. Arjika, B. Khan and R. Chinram, *Fourth Hankel determinant for a subclass of starlike functions based on modified sigmoid*, J. Funct. Spaces **2021**, doi.org/10.1155/2021/6116172
- [14] R. Mendiratta, S. Nagpal and V. Ravichandran, *A subclass of starlike functions associated with left-half of the lemniscate of Bernoulli*, Internat. J. Math. **25** (2014), no. 9, 1450090, 17 pp.
- [15] V. Ravichandran, F. Rønning and T. N. Shanmugam, *Radius of convexity and radius of starlikeness for some classes of analytic functions*, Complex Variables Theory Appl. **33** (1997), no. 1-4, 265–280.
- [16] M. O. Reade, *On close-to-convex univalent functions*, Michigan Math. J. **3** (1955), 59–62.

- [17] G. M. Shah, *On the univalence of some analytic functions*, Pacific J. Math. **43** (1972), 239–250.
- [18] K. Sharma, N. K. Jain and V. Ravichandran, *Starlike functions associated with a cardioid*, Afr. Mat. **27** (2016), no. 5-6, 923–939.
- [19] P. Sharma, R. K. Raina and J. Sokół, *Certain Ma-Minda type classes of analytic functions associated with the crescent-shaped region*, Anal. Math. Phys. **9** (2019), no. 4, 1887–1903.
- [20] B. A. Uralegaddi, M. D. Ganigi and S. M. Sarangi, *Univalent functions with positive coefficients*, Tamkang J. Math. **25** (1994), no. 3, 225–230.
- [21] L. A. Wani and A. Swaminathan, *Starlike and convex functions associated with a nephroid domain*, Bull. Malays. Math. Sci. Soc. **44** (2021), no. 1, 79–104.

DEPARTMENT OF APPLIED MATHEMATICS, DELHI TECHNOLOGICAL UNIVERSITY, DELHI-110042, INDIA
Email address: priyanka.goel0707@gmail.com

DEPARTMENT OF APPLIED MATHEMATICS, DELHI TECHNOLOGICAL UNIVERSITY, DELHI-110042, INDIA
Email address: spkumar@dce.ac.in