

Research article

Mathematical Analysis, Forecasting and Optimal Control of HIV/AIDS Spatiotemporal Transmission with a Reaction Diffusion SICA Model

Houssine Zine¹, Abderrahim El Adraoui² and Delfim F. M. Torres^{1,*}

¹ Center for Research and Development in Mathematics and Applications (CIDMA), Department of Mathematics, University of Aveiro, 3810-193 Aveiro, Portugal

² Laboratory of Analysis Modeling and Simulation (LAMS), Department of Mathematics and Computer Science, Faculty of Sciences Ben M'Sik, Hassan II University of Casablanca, Morocco

* **Correspondence:** delfim@ua.pt

Abstract: We propose a mathematical spatiotemporal epidemic SICA model with a control strategy. The spatial behavior is modeled by adding a diffusion term with the Laplace operator, which is justified and interpreted both mathematically and physically. By applying semigroup theory on the ordinary differential equations, we prove existence and uniqueness of the global positive spatiotemporal solution for our proposed system and some of its important characteristics. Some illustrative numerical simulations are carried out that motivate us to consider optimal control theory. A suitable optimal control problem is then posed and investigated. Using an effective method based on some properties within the weak topology, we prove existence of an optimal control and develop an appropriate set of necessary optimality conditions to find the optimal control pair that minimizes the density of infected individuals and the cost of the treatment program.

Keywords: HIV/AIDS epidemiology; reaction-diffusion; spatiotemporal SICA model; optimal control strategies; necessary optimality conditions.

Mathematics Subject Classification: 49J15, 49K15, 76R50, 92D30.

1. Introduction

The human immunodeficiency virus (HIV) causes millions of deaths to humans worldwide, being one of the most infectious and deadly virus [10]. The deterministic SICA model was introduced by Silva and Torres in 2015, as a sub-model of a general Tuberculosis and HIV/AIDS (acquired immunodeficiency syndrome) co-infection problem [11]. After that, it has been extensively used to investigate HIV/AIDS, in different settings and contexts, using fractional-order derivatives [14], stochasticity [1]

and discrete-time operators [17], and adjusted to different HIV/AIDS epidemics, as those in Cape Verde [12] and Morocco [8].

One of the fundamental characteristics of SICA modeling is that it provides adequate but simple mathematical models that help to characterize and understand some of the essential epidemiological factors leading to the spread of the AIDS disease. In such models, the susceptible population S is nourished by the recruitment of individuals into the population at a rate λ . All individuals are exposed to natural death, at a constant rate μ . Individuals S are susceptible to HIV infection from an effective contact with an individual carrying the HIV, at the rate $\frac{\beta}{N}(I + \eta_C C + \eta_A A)$, where I , C and A denote, respectively, the infected, chronic (under treatment) and AIDS individuals, N represents the total number of individuals in the population under study, that is, N is the sum of S , I , C and A individuals, and β , η_C and η_A are parameters that depend on the particular situation under study. For a survey on SICA models for HIV transmission, showing that they provide a good framework for interventions and strategies to fight against the transmission of the HIV/AIDS epidemic, we refer the reader to [15].

It is well known that reaction-diffusion equations are commonly used to model a variety of physical and biological phenomena [2, 4, 6, 16, 19, 21]. Such equations describe how the concentration or density distributed in space varies under the influence of two processes: (i) local interactions of species and (ii) diffusion, which causes the spread of species in space. Recently, reaction-diffusion equations have been used by many authors in epidemiology as well as virology, see, e.g., [20], where a mathematical model is proposed to simulate the hepatitis B virus infection with spatial dependence, or the non-theoretical reviews [3, 5]: in [3], host-pathogen interactions are described by different temporal and spatial scales, while [5] covers bioinformatics workflows and tools for the routine detection of the SARS-CoV-2 infection. Here we propose, for the first time in the literature, to use SICA modeling with S , I , C and A (thus, also N) as functions of both time t and space x . The spatial effect plays a crucial role in the spread of the virus. In order to well describe this phenomenon, we incorporate terms that model the spatial diffusion in each compartment, by adding ΔS , ΔI , ΔC and ΔA in the classical SICA model system. By taking into account the spatiotemporal diffusion allow us not to neglect a good part of compartments' inputs-outputs.

The paper is organized as follows. We begin with some preliminaries on the physical interpretation of the Laplacian in Section 2. The spatiotemporal SICA model is then introduced in Section 3 and its mathematical analysis is given in Section 4 where, by using semigroup theory [9, 18], we prove existence and uniqueness of a strong nonnegative solution to the system (see Theorem 1). In Section 5, we show some numerical examples that motivate us to consider optimal control. An optimal control problem is then formulated and existence of a solution is established (see Theorem 2). Next, we obtain in Section 6 a set of necessary optimality conditions that characterize the optimal solution. We end with Section 7 of conclusions, pointing also some future directions of research.

2. Preliminaries: interpretation of the Laplacian

Let ∇^2 be the Laplacian in two dimensions expressed by

$$\nabla^2 = \frac{\partial^2}{\partial x^2} + \frac{\partial^2}{\partial y^2}.$$

Suppose that, at a point O , taken as the origin of the system of axes Oxy , a field f takes the value f_0 . Consider an elementary square with side a whose edges are parallel to the coordinate axes and whose center merges with the origin O . The average value of f in this elementary cube, that is, the mean value of f in the neighborhood of the point O , is given by the expression

$$\bar{f} = \frac{1}{a^2} \int_C f(x, y) \, dx dy,$$

where the two integrations relate to the rectangle $C = [-\frac{a}{2}, \frac{a}{2}]^2$. At an arbitrary point $P(x, y)$ in the neighborhood of $O = (0, 0)$, we develop f in Taylor–Maclaurin series. Thus,

$$f(x, y) = f_0 + \left(\frac{\partial f}{\partial x}\right)_0 x + \left(\frac{\partial f}{\partial y}\right)_0 y + \frac{1}{2} \left[\left(\frac{\partial^2 f}{\partial x^2}\right)_0 x^2 + \left(\frac{\partial^2 f}{\partial y^2}\right)_0 y^2 \right] + \left(\frac{\partial^2 f}{\partial x \partial y}\right)_0 xy + O(x^2 + y^2).$$

On one hand, the odd functions in this expression provide, by integration from $-\frac{a}{2}$ to $\frac{a}{2}$, a zero contribution to \bar{f} . For example,

$$\int_C x \, dx dy = \left(\frac{\left(\frac{a}{2}\right)^2}{2} - \frac{\left(-\frac{a}{2}\right)^2}{2} \right) \left(\frac{a}{2} - \frac{-a}{2} \right) = 0.$$

On the other hand, each even function provide a contribution of $\frac{a^4}{12}$. For example,

$$\int_C x^2 \, dx dy = \left(\frac{\left(\frac{a}{2}\right)^3}{3} - \frac{\left(-\frac{a}{2}\right)^3}{3} \right) \left(\frac{a}{2} - \frac{-a}{2} \right) = \frac{a^4}{12}.$$

Using the Fubini–Tonelli theorem, we get

$$\int_C xy \, dx dy = 0.$$

We deduce that

$$\bar{f} \approx f_0 + \frac{a^4}{24} \left(\frac{\partial^2 f}{\partial x^2} + \frac{\partial^2 f}{\partial y^2} \right)_0$$

and

$$\bar{f} \approx f_0 + \frac{a^4}{24} (\nabla^2 f)_0.$$

As the point O has been chosen arbitrarily, we can assimilate it to the current point P and drop the index 0. Therefore, we obtain the expression

$$\nabla^2 f \approx \frac{24}{a^4} (\bar{f} - f),$$

the interpretation of which is immediate: the quantity $\nabla^2 f$ is approximately proportional to the difference $\bar{f} - f$. The constant of proportionality is worth $\frac{24}{a^4}$ in Cartesian axes. In other words, the quantity $\nabla^2 f$ is a measure of the difference between the value of f at any point P and the mean value \bar{f} in the neighborhood of point P .

3. The spatiotemporal mathematical SICA model

In [12], Silva and Torres proposed the following epidemic SICA model:

$$\begin{cases} \frac{dS(t)}{dt} = \Lambda - \beta(I(t) + \eta_C \cdot C(t) + \eta_A \cdot A(t)) \cdot S(t) - \mu S(t), \\ \frac{dI(t)}{dt} = \beta(I(t) + \eta_C \cdot C(t) + \eta_A \cdot A(t)) \cdot S(t) - \xi_3 I(t) + \gamma A(t) + \omega C(t), \\ \frac{dC(t)}{dt} = \phi I(t) - \xi_2 C(t), \\ \frac{dA(t)}{dt} = \rho I(t) - \xi_1 A(t). \end{cases} \quad (3.1)$$

The limitation of the temporal dynamical system (3.1) to give a good description of the spread of the virus in the space is obvious. To bridge this gap, we suggest to use of the Laplacian operator as interpreted in Section 2. In concrete, we extend the deterministic epidemic SICA model (3.1) as follows:

$$\begin{cases} \frac{\partial S(t, x)}{\partial t} = d_S \Delta S(t, x) + \Lambda - \beta(I(t, x) + \eta_C \cdot C(t, x) + \eta_A \cdot A(t, x)) \cdot S(t, x) - \mu S(t, x) \\ \quad + u(t, x)I(t, x), \\ \frac{\partial I(t, x)}{\partial t} = d_I \Delta I(t, x) + \beta(I(t, x) + \eta_C \cdot C(t, x) + \eta_A \cdot A(t, x)) \cdot S(t, x) - \xi_3 I(t, x) + \gamma A(t, x) \\ \quad + \omega C(t, x) - u(t, x)I(t, x), \\ \frac{\partial C(t, x)}{\partial t} = d_C \Delta C(t, x) + \phi I(t, x) - \xi_2 C(t, x), \\ \frac{\partial A(t, x)}{\partial t} = d_A \Delta A(t, x) + \rho I(t, x) - \xi_1 A(t, x), \end{cases} \quad (3.2)$$

where Δ is the Laplacian in the two-dimensional space (t, x) and $u : [0; T] \times \Omega \rightarrow [0; 1[$ is a control that permits to diminish the number of infected individuals and to increase that of susceptible by devoting some special treatment to the most affected persons. The description of the parameters of model (3.2) is summarized in Table 1.

4. Existence and uniqueness of a strong nonnegative solution

In order to prove existence and uniqueness of a strong solution to system (3.2), we define some tools. Consider the Hilbert spaces $H(\Omega) = (L_2(\Omega))^4$, $H^1(\Omega) = \left\{ u \in L_2(\Omega) : \frac{\partial u}{\partial x} \in L_2(\Omega) \text{ and } \frac{\partial u}{\partial y} \in L_2(\Omega) \right\}$ and $H^2(\Omega) = \left\{ u \in H^1(\Omega) : \frac{\partial^2 u}{\partial x^2}, \frac{\partial^2 u}{\partial y^2}, \frac{\partial^2 u}{\partial x \partial y}, \frac{\partial^2 u}{\partial y \partial x} \in L_2(\Omega) \right\}$. Let $L^2(0, T; H^2(\Omega))$ be the space of all strongly measurable functions $v : [0, T] \mapsto H^2(\Omega)$ such that

$$\int_0^T \|v(t, x)\|_{H^2(\Omega)} dt < \infty$$

Table 1. Description of the parameters of the spatiotemporal SICA epidemic model (3.2).

Symbol	Description
Λ	Recruitment rate
μ	Natural death rate
β	HIV transmission rate
η_C	Modification parameter
η_A	Modification parameter
ϕ	HIV treatment rate for I individuals
ρ	Default treatment rate for I individuals
γ	AIDS treatment rate
ω	Default treatment rate for C individuals
d	AIDS induced death rate
d_S	Diffusion of susceptible individuals
d_I	Diffusion of infected individuals with no AIDS symptoms
d_C	Diffusion of chronic individuals
d_A	Diffusion of infected individuals with AIDS symptoms

and $L^\infty(0, T; H^1(\Omega))$ be the set of all functions $v : [0, T] \mapsto H^1(\Omega)$ verifying

$$\sup_{t \in [0, T]} (\|v(t, x)\|_{H^1(\Omega)}) < \infty.$$

The norm in $L^\infty(0, T; H^1(\Omega))$ is defined by

$$\|v\|_{L^\infty(0, T; H^1(\Omega))} := \inf \{c \in \mathbb{R}_+ : \|v(t, x)\|_{H^1(\Omega)} < c\}.$$

Our model is equivalent to

$$\frac{\partial z(t, x)}{\partial t} = Az(t, x) + g(t, z(t, x)), \quad (4.1)$$

where $z = (z_1, z_2, z_3, z_4) = (S, I, C, A)$ and $g = (g_1, g_2, g_3, g_4)$ is defined by

$$\begin{cases} g_1 = -\beta(z_2 + \eta_C z_3 + \eta_A z_1)z_1 - \mu z_1 + \Lambda + u z_2, \\ g_2 = \beta(z_2 + \eta_C z_3 + \eta_A z_1)z_1 - \xi_3 z_2 + \gamma z_4 + \omega z_3 - u z_2, \\ g_3 = \Phi z_2 - \xi_2 z_3, \\ g_4 = \rho z_2 - \xi_1 z_4. \end{cases}$$

For all $i \in \{1, 2, 3, 4\}$,

$$\frac{\partial z_i}{\partial t} = d_i \Delta z_i + g_i(z(t, x)).$$

Let A denote the linear operator defined from $D(A) \subset H(\Omega)$ to $H(\Omega)$ by

$$Az = (d_S \Delta z_1, d_I \Delta z_2, d_C \Delta z_3, d_A \Delta z_4)$$

with

$$z \in D(A) = \left\{ z = (z_1, z_2, z_3, z_4) \in (H^2(\Omega))^4 : \frac{\partial z_1}{\partial \eta} = \frac{\partial z_2}{\partial \eta} = \frac{\partial z_3}{\partial \eta} = \frac{\partial z_4}{\partial \eta} = 0 \quad \text{on} \quad \partial\Omega \right\}$$

and U_{ad} be the admissible control set defined by

$$U_{ad} = \{u \in L^2(Q), 0 \leq u \leq 1 \quad \text{a.e. on } Q\} \quad (4.2)$$

with $Q = [0, T] \times \Omega$ and Ω a bounded domain in \mathbb{R}^2 with smooth boundary $\partial\Omega$.

To obtain our next result, we employ semi-group theory [18] to prove existence and uniqueness of a global nonnegative solution to the considered system.

Theorem 1. *Let Ω be a bounded domain from \mathbb{R}^2 with a boundary of class $C^{2+\alpha}$, $\alpha > 0$. For non-negative parameters of the spatiotemporal SICA model (3.2), $u \in U_{ad}$, $z^0 \in D(A)$ and $z_i^0 \geq 0$ on Ω , $i = 1, 2, 3, 4$, the system (3.2) has a unique (global) strong nonnegative solution $z \in W^{1,2}([0, T]; H(\Omega))$ such that*

$$z_1, z_2, z_3, z_4 \in L^2(0, T; H^2(\Omega)) \cap L^\infty(0, T; H^1(\Omega)) \cap L^\infty(Q).$$

Additionally, there exists $C > 0$, independent of u and of the corresponding solution z , such that for all $t \in [0, T]$ and all $i \in \{1, 2, 3, 4\}$ one has

$$\left\| \frac{\partial z_i}{\partial t} \right\|_{L^2(Q)} + \|z_i\|_{L^2(0, T, H^2(\Omega))} + \|z_i\|_{H^1(\Omega)} + \|z_i\|_{H^\infty(Q)} \leq C.$$

Proof. Because the Laplacian operator Δ is dissipating, self-adjoint, and generates a C_0 -semigroup of contractions on $H(\Omega)$, it is clear that function $g = (g_1, g_2, g_3, g_4)$ becomes Lipschitz continuous in $z = (z_1, z_2, z_3, z_4)$ uniformly with respect to $t \in [0, T]$. Therefore, the problem admits a unique strong solution z . Let us now show that for all $i \in \{1, 2, 3, 4\}$, $z_i \in L_\infty(Q)$. Indeed, set $k = \max \{ \|g_i\|_{L_\infty(Q)}, \|z_i^0\|_{L_\infty(\Omega)} : i \in \{1, 2, 3, 4\} \}$ and let

$$U_i(t, x) = z_i(t, x) - kt - \|z_i^0\|_{L^\infty(\Omega)}.$$

Then,

$$\begin{cases} \frac{\partial U_i(t, x)}{\partial t} = d_i \Delta U_i(t, x) + g_i(t, z(t, x)) - k, & t \in [0, T], \\ U_i(0, x, y) = z_i^0 - \|z_i^0\|_{L^\infty(\Omega)}. \end{cases}$$

Let $i \in \{1, 2, 3, 4\}$. There exists an infinitesimal semigroup $\Gamma(t)$ associated to the operator $d_i \Delta$ such that

$$U_i(t, x) = \Gamma(t) \left(z_i^0 - \|z_i^0\|_{L^\infty(\Omega)} \right) + \int_0^t \Gamma(t-s) (g_i(z(s)) - k) ds.$$

We deduce that $U_i(t, x) \leq 0$ and so $z_i \leq kt + \|z_i^0\|_{L^\infty(\Omega)}$.

Consider $V_i(t, x) = z_i(t, x) + kt + \|z_i^0\|_{L^\infty(\Omega)}$. Upon differentiation, we get

$$\begin{cases} \frac{\partial V_i(t, x)}{\partial t} = d_i \Delta V_i(t, x) + g_i(t, z(t, x)) + k, & t \in [0, T], \\ V_i(0, x, y) = z_i^0 + \|z_i^0\|_{L^\infty(\Omega)}. \end{cases}$$

The strong solution of the above equation is

$$V_i(t, x) = \Gamma(t) \left(z_i^0 + \|z_i^0\|_{L^\infty(\Omega)} \right) + \int_0^t \Gamma(t-s) (g_i(z(s)) + k) ds.$$

Then, $V_i(t, x) \geq 0$ and so $z_i \geq -kt - \|z_i^0\|_{L^\infty(\Omega)}$. Consequently, $|z_i(t, x)| \leq kt + \|z_i^0\|_{L^\infty(\Omega)}$, which implies that $z_i \in L_\infty(Q)$.

Now, we proceed by proving that $z_i \in L_\infty(0, T; H^1(\Omega))$ for all $i \in \{1, 2, 3, 4\}$. Indeed, let $i \in \{1, 2, 3, 4\}$. From equality

$$\frac{\partial z_i(t, x)}{\partial t} - d_i \Delta z_i(t, x) = g_i(t, z(t, x)), \quad (t, x) \in [0, T] \times \Omega,$$

we obtain that

$$\int_0^t \int_\Omega \left(\frac{\partial z_i(t, x)}{\partial t} - d_i \Delta z_i(t, x) \right)^2 dx ds = \int_0^t \int_\Omega (g_i(t, z(t, x)))^2 dx ds.$$

From Green's formula, we get

$$\begin{aligned} \int_0^t \int_\Omega \left(\frac{\partial z_i}{\partial t} \right)^2 dx ds + d_i^2 \int_0^t \int_\Omega (\Delta z_i)^2 dx ds &= 2d_i \int_0^t \int_\Omega \frac{\partial z_i}{\partial t} \times \Delta z_i dx ds + \int_0^t \int_\Omega (g_i(t, z_i))^2 dx ds \\ &= d_i \int_\Omega (z_i)^2 dx - d_i \int_\Omega (z_i^0)^2 dx. \end{aligned}$$

Since $g_i \in L^2(Q)$, $z_i^0 \in L^2(Q)$ and $z_i, z_i^0 \in L_\infty(Q)$, we obtain that $z_i \in L_\infty(0; T; H^1(\Omega))$.

Finally, using the same arguments as for the Field–Noyes equations in [16, Example 4], we deduce that the solution (z_1, z_2, z_3, z_4) is nonnegative. Consider the set

$$\Sigma = \{(z_1, z_2, z_3, z_4) : 0 \leq z_i \leq C \text{ for } i \in \{1, 2, 3, 4\}\}$$

and the convex functions G_i defined on Σ by $G_i(z_1, z_2, z_3, z_4) = -z_i$. One can see that

$$\begin{aligned} \nabla(G_1) \cdot g|_{z_1=0} &= \nabla(-z_1) \cdot g|_{z_1=0} = -\Lambda - uz_2 \leq 0, \\ \nabla(G_2) \cdot g|_{z_2=0} &= \nabla(-z_2) \cdot g|_{z_2=0} = -\beta\eta_C z_3 z_1 - \beta\eta_A z_4 z_1 - \gamma z_4 - \omega z_3 \leq 0, \\ \nabla(G_3) \cdot g|_{z_3=0} &= \nabla(-z_3) \cdot g|_{z_3=0} = -\phi z_1 - v_1 z_4 \leq 0, \\ \nabla(G_4) \cdot g|_{z_4=0} &= \nabla(-z_4) \cdot g|_{z_4=0} = -\rho z_2 \leq 0. \end{aligned}$$

According to [16, Theorem 14.14], the region Σ is positively invariant and the result follows. \square

5. Existence of an optimal control

To motivate the interest on optimal control, we begin by showing some numerical simulations of our spatiotemporal SICA model (3.2). For details on the simulation method, tool and used code, see Appendix A.

We have considered the values for the parameters as given in Table 2, which were borrowed from [12]. Then, the dynamics without control, that is, with $u \equiv 0$ in (3.2), is given in Figure 1.

Table 2. Parameters values and units for the SICA model (3.2).

Parameter	Value	Unit
μ	$\frac{1}{74.02}$	day^{-1}
Λ	2.19μ	day
β	0.755	$(people/km^2)^{-1}.day^{-1}$
η_C	1.5	day^{-1}
η_A	0.2	day^{-1}
ϕ	1	day^{-1}
ρ	0.1	day^{-1}
γ	0.33	day^{-1}
ω	0.09	day^{-1}
d_S	0.9	km^2/day
d_I	0.1	km^2/day
d_C	0.1	km^2/day
d_A	0.1	km^2/day
ξ_1	$\gamma + \mu$	day^{-1}
ξ_2	$\omega + \mu$	day^{-1}
ξ_3	$\rho + \phi + \mu$	day^{-1}

In contrast, dynamics in the presence of a control are given in Figures 2 and 3.

We conclude that the evolution of the system related with the absence of control differs totally to those in presence of controls. Indeed, Figure 1 shows that in absence of the control the density of the infected individuals increases while in the presence of a control (Figures 2 and 3) it clearly decreases. The question of how to choose the control along time, in an optimal way, is therefore a natural one.

Motivated by [13], our aim is to minimize the sum of the density of infected individuals and the cost of the treatment program. Mathematically, the problem we consider here is to minimize the objective functional

$$J(S, I, C, A, u) = \int_{\Omega} \int_0^T aI(t, x) dt dx + \frac{b}{2} \|u(t, x)\|_{L^2((0,T))}^2 \quad (5.1)$$

subject to the control system (3.2) and where the admissible control set U_{ad} is defined as in (4.2).

Theorem 2. *Under the conditions of Theorem 1, our optimal control problem admits a solution (z^*, u^*) .*

Proof. The proof is divided into three steps.

Step 1: Existence of a minimizing sequence (z^n, u_n) . The infimum of the objective function on the set of admissible controls is ensured by the positivity of J . Assume that $J^* = \inf_{u \in U_{ad}} J(z, u)$. Let

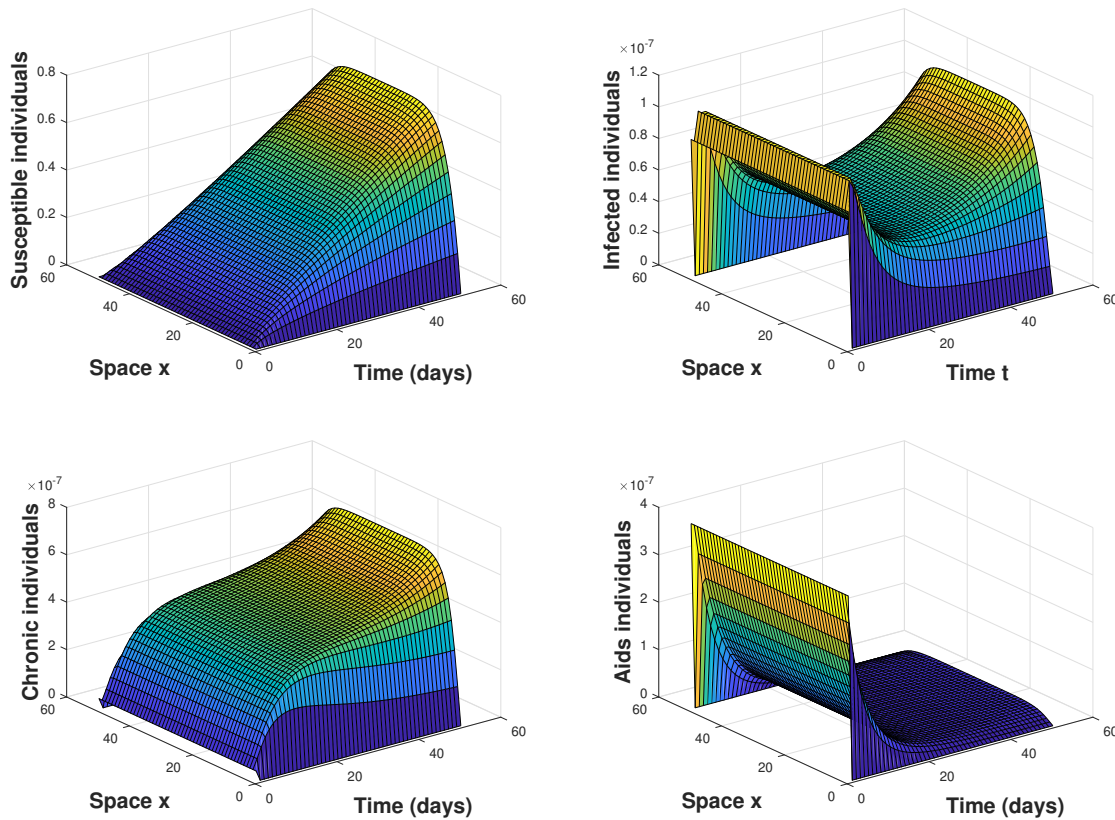


Figure 1. The behavior of the solution of the system (3.2) without control.

$\{u_n\} \subset U_{ad}$ be a minimizing sequence such that $\lim_{n \rightarrow +\infty} J(z^n, u_n) = J^*$, where $(z_1^n, z_2^n, z_3^n, z_4^n)$ is the solution of the system corresponding to the control u_n . Subsequently,

$$\begin{cases} \frac{\partial z_1^n}{\partial t} = d_S \Delta z_1^n + \Lambda - \beta(z_2^n + \eta_C \cdot z_3^n + \eta_A \cdot z_4^n) z_1^n + u(t, x) \cdot z_2^n - \mu z_1^n, \\ \frac{\partial z_2^n}{\partial t} = d_I \Delta z_2^n + \beta(z_2^n + \eta_C z_3^n + \eta_A \cdot z_4^n) z_1^n - \xi_3 z_2^n + \gamma z_4^n + \omega z_3^n - u(t, x) \cdot z_2^n, \\ \frac{\partial z_3^n}{\partial t} = d_C \Delta z_3^n + \phi z_2^n - \xi_2 z_3^n, \\ \frac{\partial z_4^n}{\partial t} = d_A \Delta z_4^n + \rho z_2^n - \xi_1 z_4^n, \end{cases} \quad (5.2)$$

where $\frac{\partial z_1^n}{\partial \eta} = \frac{\partial z_2^n}{\partial \eta} = \frac{\partial z_3^n}{\partial \eta} = \frac{\partial z_4^n}{\partial \eta} = 0$ on Q .

Step 2: Convergence of the minimizing sequence (z^n, u_n) to (z^*, u^*) . Let $i \in \{1, 2, 3, 4\}$. Note that $z_i^n(t, x)$ is compact in $L^2(\Omega)$ from the fact that $H^1(\Omega)$ is compactly embedded in $L^2(\Omega)$. In order to apply the Ascoli–Arzela theorem, we need to demonstrate that $\{z_i^n(t, x), n \geq 1\}$ is equicontinuous in $C([0, T], L^2(\Omega))$. This is indeed true: because of the boundedness of $\frac{\partial z_i^n}{\partial t}$ in $L^2(Q)$, there exists a positive constant k such that

$$\left| \int_{\Omega} (z_i^n)^2(t, x) dx - \int_{\Omega} (z_i^n)^2(s, x) dx \right| \leq k |t - s|$$

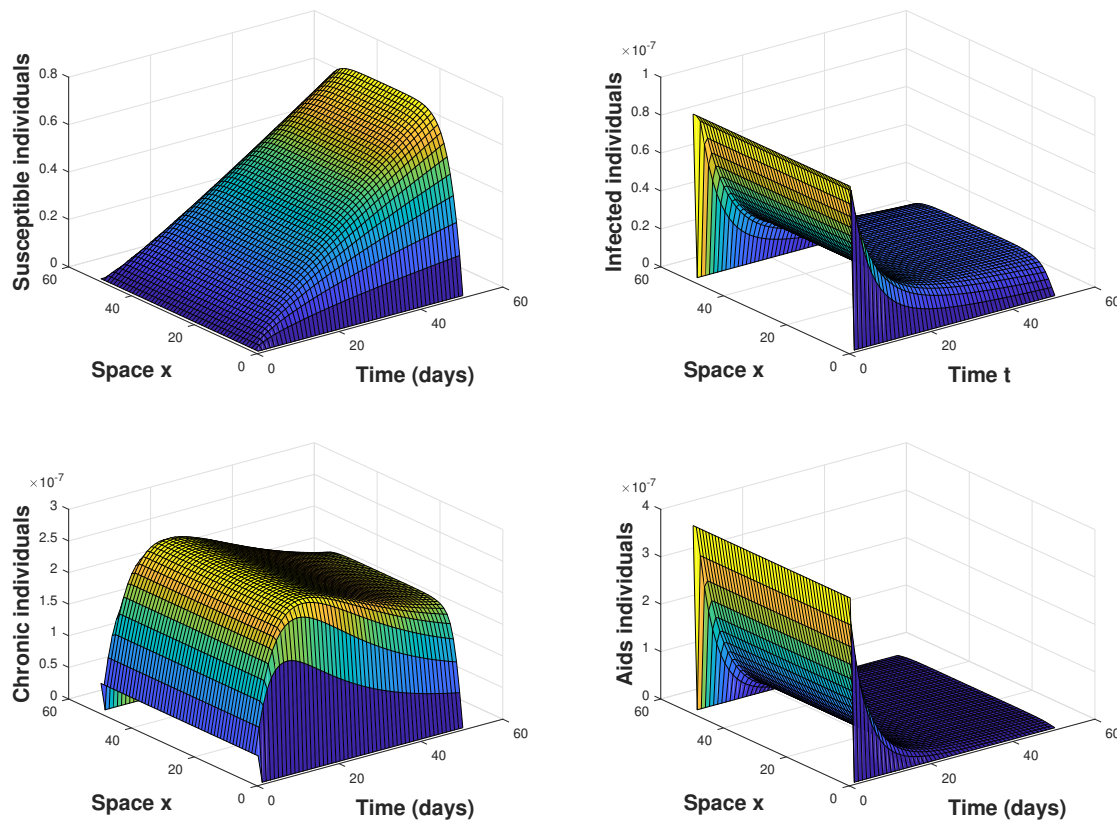


Figure 2. The behavior of the solution of the system (3.2) with the control $u \equiv 0.5$.

for all $s, t \in [0, T]$. Hence, z_i^n is compact in $C([0, T], L^2(\Omega))$ and there exists a subsequence of $\{z_i^n\}$, denoted also $\{z_i^n\}$, converging uniformly to z_i^* in $L^2(\Omega)$ with respect to t . Since Δz_i^n is bounded in $L^2(Q)$, there exists a sub-sequence, denoted again Δz_i^n , converging weakly in $L^2(Q)$. For every distribution φ ,

$$\int_Q \varphi \Delta z_i^n = \int_Q z_i^n \Delta \varphi \rightarrow \int_Q z_i^* \Delta \varphi = \int_Q \varphi \Delta z_i^*.$$

Thus, $\Delta z_i^n \rightharpoonup \Delta z_i^*$ in $L^2(Q)$. By the same argument, $\frac{\partial z_i^n}{\partial t} \rightharpoonup \frac{\partial z_i^*}{\partial t}$ and $z_i^n \rightarrow z_i^*$ in $L^2(0, T; H^2(\Omega))$ and $z_i^n \rightarrow z_i^*$ in $L^\infty(0, T; H^1(\Omega))$. From $z_1^n z_2^n = (z_1^n - z_1^*) z_2^n + z_1^n (z_2^n - z_2^*)$, we deduce that $z_1^n z_2^n \rightarrow z_1^* z_2^*$ in $L^2(Q)$. Therefore, $u_n \rightarrow u^*$ in $L^2(Q)$. Since U_{ad} is closed, then $u^* \in U_{ad}$.

Step 3: We conclude that $u^n z_2^n \rightarrow u^* z_2^*$ in $L^2(Q)$. Letting $n \rightarrow \infty$ in (5.2), we obtain that z^* is a solution of equation (4.1) corresponding to u^* . Therefore,

$$\begin{aligned} J(z^*, u^*) &= \int_0^T \int_\Omega a z_2^*(t, x) dt dx + \frac{b}{2} \|u^*(t, x)\|_{L^2(Q)}^2 \\ &\leq \liminf \int_0^T \int_\Omega a z_2^n(t, x) dt dx + \frac{b}{2} \|u^n(t, x)\|_{L^2(Q)}^2 \\ &\leq \lim \int_0^T \int_\Omega a z_2^n(t, x) dt dx + \frac{b}{2} \|u^n(t, x)\|_{L^2(Q)}^2 = J^*. \end{aligned}$$

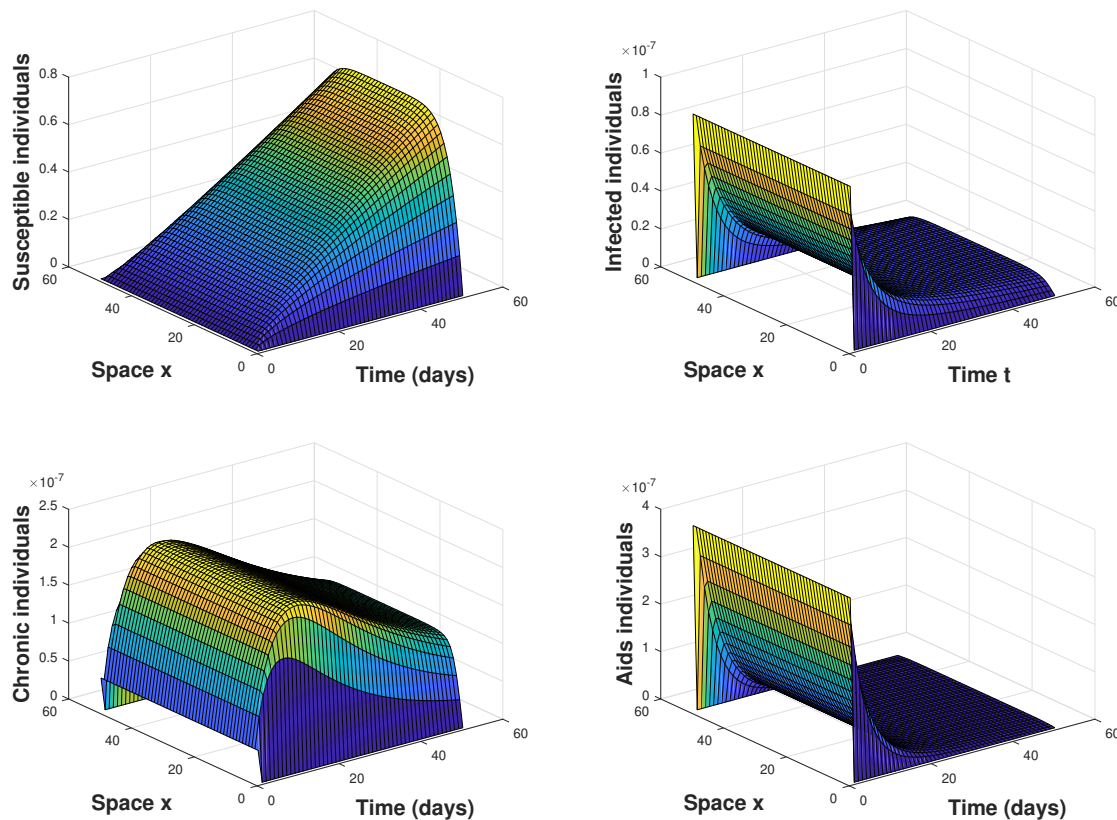


Figure 3. The behavior of the solution of the system (3.2) with the control $u \equiv 0.8$.

This shows that J attains its minimum at (z^*, u^*) . □

6. Necessary optimality conditions

Now we characterize the optimality that we proved to exist in Section 5. Let (z^*, u^*) be an optimal pair and $u^\epsilon = u^* + \epsilon u$, $\epsilon > 0$, be a control function such that $u \in L^2(Q)$ and $u \in U_{ad}$. We denote by $z^\epsilon = (z_1^\epsilon, z_2^\epsilon, z_3^\epsilon, z_4^\epsilon)$ and $z^* = (z_1^*, z_2^*, z_3^*, z_4^*)$ the corresponding trajectories associated with the controls u^ϵ and u^* , respectively.

In the following result we decompose the right-hand side of our control system into three quantities: M , related to the Laplacian part; R , linked to the control part; and F for the remaining terms.

Theorem 3. For all $i \in \{1, 2, 3, 4\}$, the mapping $u \mapsto z_i(u)$ defined from U_{ad} to $W^{1,2}([0, T], H(\Omega))$ is Gateaux differentiable with respect to u^* . For all $u \in U_{ad}$, set $z'_i(u^*)u = Z_i$. Then $Z = (Z_1, Z_2, Z_3, Z_4)$ is the unique solution of the problem

$$\frac{\partial Z}{\partial t} = MZ + FZ + uR \quad \text{subject to } Z(0, x) = 0,$$

where

$$F = \begin{pmatrix} -\beta(z_2^* + \eta_C \cdot z_3^* + \eta_A \cdot z_4^*) - \mu & 0 & 0 & 0 \\ \beta(z_2^* + \eta_C \cdot z_3^* + \eta_A \cdot z_4^*) & -\xi_3 & \omega & \gamma \\ 0 & \phi & -\xi_2 & 0 \\ 0 & \rho & 0 & -\xi_1 \end{pmatrix} \quad \text{and} \quad R = \begin{pmatrix} -z_2^* \\ z_2^* \\ 0 \\ 0 \end{pmatrix}.$$

Proof. Put $Z_i^\varepsilon = \frac{z_i^\varepsilon - z_i^*}{\varepsilon}$. By subtracting the two systems verified by z_i^ε and z_i^* , we get

$$\frac{\partial Z^\varepsilon}{\partial t} = MZ^\varepsilon + FZ^\varepsilon + uR \quad \text{subject to} \quad Z^\varepsilon(0, x) = 0, \quad \text{for all } x \in \Omega.$$

Consider the semigroup $(\Gamma(t), t \geq 0)$ generated by M . Then the solution of this system is given by

$$Z^\varepsilon(t, x) = \int_0^t \Gamma(t-s)FZ^\varepsilon(s, x)ds + \int_0^t \Gamma(t-s)uRds.$$

Since the elements of the matrix F^ε are uniformly bounded with respect to ε , according to Grönwall's inequality one has that Z_i^ε is bounded in $L^2(Q)$. Hence, $z_i^\varepsilon \rightarrow z_i^*$ in $L^2(Q)$. Letting $\varepsilon \rightarrow 0$, we have

$$\frac{\partial Z}{\partial t} = MZ + FZ + uR \quad \text{subject to} \quad Z(0, x) = 0, \quad \text{for all } x \in \Omega.$$

Adopting the same technique, we deduce that $Z_i^\varepsilon \rightarrow Z_i^*$ as $\varepsilon \rightarrow 0$. □

Let $p = (p_1, p_2, p_3, p_4)$ be the adjoint variable of Z and denote by F^* the adjoint of the Jacobian matrix F . We can write the dual system associated to our problem as

$$-\frac{\partial p}{\partial t} - Mp - F^*p = D^*D\psi \quad \text{subject to } p(T, x) = 0, \quad (6.1)$$

where

$$D = \begin{pmatrix} 0 & 0 & 0 & 0 \\ 0 & 1 & 0 & 0 \\ 0 & 0 & 0 & 0 \\ 0 & 0 & 0 & 0 \end{pmatrix} \quad \text{and} \quad \psi = \begin{pmatrix} 0 \\ a \\ 0 \\ 0 \end{pmatrix}.$$

Lemma 4. *Under the hypothesis of Theorem 1, the system (6.1) of adjoint variables admits a unique solution $p \in W^{1,2}([0, T], H(\Omega))$ with $p_i \in G(T, \Omega)$, $i = 1, 2, 3, 4$.*

Proof. The result follows by the change of variables $s = T-t$ so as to apply the same method performed in the proof of Theorem 3. □

We are now in a position to obtain a necessary optimality condition for the optimal control u^* .

Theorem 5. *If u^* is an optimal control and $z^* \in W^{1,2}([0, T]; H(\Omega))$ is its corresponding solution, then*

$$u^* = \min \left(u_{\max}, \max \left(0, \frac{z_2^*(p_2 - p_1)}{b} \right) \right). \quad (6.2)$$

Proof. Let u^* be an optimal control and let z^* be the corresponding optimal state. Set $u^\varepsilon = u^* + \varepsilon u \in U_{ad}$ and let z^ε be the corresponding state trajectory. We have

$$\begin{aligned} J'(u^*)(u) &= \lim_{\varepsilon \rightarrow 0} \frac{1}{\varepsilon} (J(u^\varepsilon) - J(u^*)) \\ &= \lim_{\varepsilon \rightarrow 0} \frac{1}{\varepsilon} \left(a \int_0^T \int_{\Omega} (z_2^\varepsilon - z_2^*) dxdt + \frac{b}{2} \int_0^1 \int_{\Omega} ((u^\varepsilon)^2 - (u^*)^2) dxdt \right) \\ &= \lim_{\varepsilon \rightarrow 0} \left(a \int_0^T \int_{\Omega} \left(\frac{z_2^\varepsilon - z_2^*}{\varepsilon} \right) dxdt + \frac{b}{2} \int_0^1 \int_{\Omega} (2uu^* + \varepsilon u^2) dxdt \right). \end{aligned}$$

Since $\lim_{\varepsilon \rightarrow 0} \frac{z_2^\varepsilon - z_2^*}{\varepsilon} = \lim_{\varepsilon \rightarrow 0} \frac{z_2(u^* + \varepsilon h) - z_2^*}{\varepsilon} = Z_2$, $\lim_{\varepsilon \rightarrow 0} z_2^\varepsilon = z_2^*$ and $z_2^\varepsilon, z_2^* \in L^\infty(Q)$, then J is Gateaux differentiable with respect to u^* with

$$\begin{aligned} J'(u^*)(u) &= \int_0^T \int_{\Omega} aZ_2 dxdt + b \int_0^T \int_{\Omega} uu^* dxdt \\ &= \int_0^T \langle D\psi, DZ \rangle dt + \int_0^1 \langle bu^*, u \rangle_{L^2(\Omega)} dt. \end{aligned}$$

If we take $u = v - u^*$, then we obtain

$$J'(u^*)(v - u^*) = \int_0^T \langle D\psi, DZ \rangle dt + \int_0^1 \langle bu^*, v - u^* \rangle_{L^2(\Omega)} dt.$$

Since

$$\begin{aligned} \int_0^T \langle D\psi, DZ \rangle dt &= \int_0^T \langle D^* D\psi, Z \rangle dt \\ &= \int_0^T \left\langle -\frac{\partial p}{\partial t} - Mp - F^* p, Z \right\rangle dt \\ &= \int_0^T \left\langle p, \frac{\partial Z}{\partial t} - MZ - FZ \right\rangle dt \\ &= \int_0^T \langle p, R(v - u^*) \rangle dt \\ &= \int_0^T \langle R^* p, v - u^* \rangle_{L^2(\Omega)} dt \end{aligned}$$

and U_{ad} is convex, then $J'(u^*)(v - u^*) \geq 0$ for all $v \in U_{ad}$, which is equivalent to

$$\int_0^T \langle R^* p + bu^*, v - u^* \rangle_{L^2(\Omega)} dt \geq 0 \text{ for all } v \in U_{ad}.$$

Thus, $bu^* = -R^* p$ and, consequently, $u^* = \frac{z_2^*(p_2 - p_1)}{b}$. Since $u^* \in U_{ad}$, we have that (6.2) holds. \square

Note that Theorem 5 provides a constructive method, giving an explicit expression (6.2) for the optimal control.

7. Conclusion and future work

We have extended the time deterministic epidemic SICA model due to Silva and Torres [12] to spatiotemporal dynamics, which take into account not only the local reaction of appearance of new infected individuals but also the global diffusion occurrence of the other infected individuals. This allows to incorporate an additional amount of arguments into the system. More precisely, firstly we have modeled the spatiotemporal behavior by incorporating the well-known Laplace operator, which has been employed in the literature, in different contexts, to better understand what happens during any possible displacement of different species and individuals. Here, we justify and interpret its use in the context of HIV/AIDS epidemics. Secondly, we have presented an optimal control problem to minimize the number of infected individuals through a suitable cost functional. Proved results include: existence and uniqueness of a strong global solution to the system, obtained using some adapted tools from semigroup theory; some characteristics of the existing solution; existence of an optimal control, investigated using an effective method based on some properties within the weak topology; and necessary optimality conditions to quantify explicitly the optimal control.

As future work, we plan to develop numerical methods for spatiotemporal optimal control problems, implementing the necessary optimality conditions we have proved here. This is under investigation and will be addressed elsewhere. Another interesting line of research concerns the bifurcation analysis for different parameters.

A. Simulation method and code

The focus of our work is more theoretical, linked to the proposed spatiotemporal SICA epidemic model (3.2). In Section 5, to motivate our study on optimal control, we have incorporated some selected control values in order to present some adequate scenarios showing the dynamic evolution of the system. In our simulations, we have adopted the first order explicit Euler method to discretize the temporal derivatives and the second order explicit Euler method to discretize the Laplacian operator. Follows our Octave/Matlab code:

```
clc; clear;
dS=0.1; dI=0.1; dC=0.1; dA=0.1;
beta=0.755;
mu=1/74.02;
lamda=(2.19)*mu;
phi=1;
rho=0.1;
omega=0.09;
gamma=0.33;
eta1=1.5; eta2=0.2;
x1=gamma+mu;
x2=omega+mu;
x3=rho+phi+mu;
u=0.5;
N=50;
```

```

h=20;
tf=10;
xmax=1;
xmin=0;
deltax=(xmax-xmin)/N+1;
deltat=(tf-0)/h;
S=zeros(N+1,N+1);
S(1,1)=100/23023935;
I=zeros(N+1,N+1);
I(1,1)=2/23023935;
A=zeros(N+1,N+1);
A(1,1)=9/23023935;
C=zeros(N+1,N+1);
C(1,1)=0;

for j=1:N
    for i=2:N
        S(i,j+1)=S(i,j)+((deltat*dS)/(deltax*deltax))*(S(i+1,j)-2*S(i,j)+S(i-1,j)) ...
            +lamda*deltat-(beta*deltat)*(I(i,j)+eta1*A(i,j)+eta2*C(i,j))*S(i,j) ...
            -(mu*deltat)*S(i,j)+u*deltat*I(i,j);
        I(i,j+1)=I(i,j)+(deltat*dI/(deltax*deltax))*(I(i+1,j)-2*I(i,j)+I(i-1,j)) ...
            +beta*deltat*(I(i,j)+eta1*A(i,j)+eta2*C(i,j))*S(i,j)-x3*deltat*I(i,j) ...
            +gamma*deltat*A(i,j)+omega*deltat*C(i,j)-u*deltat*I(i,j);
        C(i,j+1)=C(i,j)+(deltat*dC/(deltax*deltax))*(C(i+1,j)-2*C(i,j)+C(i-1,j)) ...
            +phi*deltat*I(i,j)-x2*deltat*C(i,j);
        A(i,j+1)=A(i,j)+(deltat*dA/(deltax*deltax))*(A(i+1,j)-2*A(i,j)+A(i-1,j)) ...
            +rho*deltat*I(i,j)-x1*deltat*A(i,j);
    end
end

figure
surf(S);
xlabel('Time (days)', 'FontSize',6, 'FontWeight', 'bold');
ylabel('Space x', 'FontSize',6, 'FontWeight', 'bold');
zlabel('Susceptible individuals', 'FontSize',6, 'FontWeight', 'bold');

figure
surf(I);
xlabel('Time t', 'FontSize',6, 'FontWeight', 'bold');
ylabel('Space x', 'FontSize',6, 'FontWeight', 'bold');
zlabel('Infected individuals', 'FontSize',6, 'FontWeight', 'bold');

figure

```

```

surf(C);
xlabel('Time t', 'FontSize', 6, 'FontWeight', 'bold');
ylabel('Space x', 'FontSize', 6, 'FontWeight', 'bold');
zlabel('Clinical individuals', 'FontSize', 6, 'FontWeight', 'bold');

figure
surf(A);
xlabel('Time t', 'FontSize', 6, 'FontWeight', 'bold');
ylabel('Space x', 'FontSize', 6, 'FontWeight', 'bold');
zlabel('Aids individuals', 'FontSize', 6, 'FontWeight', 'bold');

```

The reader interested in the scientific computing tool GNU Octave or Matlab is referred to [7].

Acknowledgments

This research was funded by The Portuguese Foundation for Science and Technology (FCT—Fundação para a Ciência e a Tecnologia), grant number UIDB/04106/2020 (CIDMA). The authors are very grateful to three anonymous Reviewers for several constructive questions and remarks that helped them to improve their work.

Conflict of interest

The authors declare that there are no conflicts of interest.

References

1. J. Djordjevic, C. J. Silva and D. F. M. Torres, *A stochastic SICA epidemic model for HIV transmission*, Appl. Math. Lett. **84** (2018), 168–175. <https://doi.org/10.1016/j.aml.2018.05.005> arXiv:1805.01425
2. A. El Alami Laaroussi and M. Rachik, On the regional control of a reaction-diffusion system SIR, Bull. Math. Biol. **82** (2020), no. 1, Paper No. 5, 25 pp. <https://doi.org/10.1007/s11538-019-00673-2>
3. J. Ewald, P. Sieber, R. Garde, S. N. Lang, S. Schuster and B. Ibrahim, *Trends in mathematical modeling of host–pathogen interactions*, Cell. Mol. Life Sci. **77** (2020), 467–480. <https://doi.org/10.1007/s00018-019-03382-0>
4. J. Ge, K. I. Kim, Z. Lin and H. Zhu, *A SIS reaction-diffusion-advection model in a low-risk and high-risk domain*, J. Differential Equations **259** (2015), no. 10, 5486–5509. <https://doi.org/10.1016/j.jde.2015.06.035>
5. F. Hufsky et al., *Computational strategies to combat COVID-19: useful tools to accelerate SARS-CoV-2 and coronavirus research*, Brief. Bioinform. **22** (2021), no. 2, 642–663. <https://doi.org/10.1093/bib/bbaa232>
6. A. E. A. Laaroussi, R. Ghazzali, M. Rachik and S. Benrhila, *Modeling the spatiotemporal transmission of Ebola disease and optimal control: a regional approach*, Int. J. Dyn. Control **7** (2019), no. 3, 1110–1124. <https://doi.org/10.1007/s40435-019-00525-w>
7. S. Linge and H. P. Langtangen, *Programming for computations—MATLAB/Octave*, Texts in Computational Science and Engineering, 14, Springer, Cham, 2016. <https://doi.org/10.1007/978-3-319-32452-4>
8. E. M. Lotfi, M. Mahrouf, M. Maziane, C. J. Silva, D. F. M. Torres and N. Yousfi, *A minimal HIV-AIDS infection model with general incidence rate and application to Morocco data*, Stat. Optim. Inf. Comput. **7** (2019), no. 3, 588–603. <https://doi.org/10.19139/soic.v7i3.834> arXiv:1812.06965

[Preprint of a paper published in AIMS Mathematics at <http://www.aimspress.com/journal/Math>]

-
9. A. Pazy, *Semigroups of linear operators and applications to partial differential equations*, Applied Mathematical Sciences, 44, Springer-Verlag, New York, 1983. <https://doi.org/10.1007/978-1-4612-5561-1>
 10. C. J. Silva, *Stability and optimal control of a delayed HIV/AIDS-PrEP model*, Discrete Contin. Dyn. Syst. Ser. S **15** (2022), no. 3, 639–654. <https://doi.org/10.3934/dcdss.2021156>
 11. C. J. Silva and D. F. M. Torres, *A TB-HIV/AIDS coinfection model and optimal control treatment*, Discrete Contin. Dyn. Syst. **35** (2015), no. 9, 4639–4663. <https://doi.org/10.3934/dcds.2015.35.4639> arXiv:1501.03322
 12. C. J. Silva and D. F. M. Torres, *A SICA compartmental model in epidemiology with application to HIV/AIDS in Cape Verde*, Ecological Complexity 30 (2017), 70–75. <https://doi.org/10.1016/j.ecocom.2016.12.001> arXiv:1612.00732
 13. C. J. Silva and D. F. M. Torres, *Modeling and optimal control of HIV/AIDS prevention through PrEP*, Discrete Contin. Dyn. Syst. Ser. S **11** (2018), no. 1, 119–141. <https://doi.org/10.3934/dcdss.2018008> arXiv:1703.06446
 14. C. J. Silva and D. F. M. Torres, *Stability of a fractional HIV/AIDS model*, Math. Comput. Simulation **164** (2019), 180–190. <https://doi.org/10.1016/j.matcom.2019.03.016> arXiv:1903.02534
 15. C. J. Silva and D. F. M. Torres, *On SICA models for HIV transmission in Mathematical modelling and analysis of infectious diseases*, Stud. Syst. Decis. Control, **302**, 2020, 155–179. <https://doi.org/10.1007/978-3-030-49896-2> arXiv:2004.11903
 16. J. Smoller, *Shock waves and reaction-diffusion equations*, Grundlehren der mathematischen Wissenschaften, 258, Springer-Verlag, New York, 1994.
 17. S. Vaz and D. F. M. Torres, *A dynamically-consistent nonstandard finite difference scheme for the SICA model*, Math. Biosci. Eng. **18** (2021), no. 4, 4552–4571. <https://doi.org/10.3934/mbe.2021231> arXiv:2105.10826
 18. I. I. Vrabie, *C_0 -semigroups and applications*, North-Holland Mathematics Studies, 191, North-Holland Publishing Co., Amsterdam, 2003.
 19. W. Wang, W. Ma and Z. Feng, *Complex dynamics of a time periodic nonlocal and time-delayed model of reaction-diffusion equations for modeling CD4⁺ T cells decline*, J. Comput. Appl. Math. **367** (2020), 112430, 29 pp. <https://doi.org/10.1016/j.cam.2019.112430>
 20. K. Wang and W. Wang, *Propagation of HBV with spatial dependence*, Math. Biosci. **210** (2007), no. 1, 78–95. <https://doi.org/10.1016/j.mbs.2007.05.004>
 21. W. Wang, X. Wang, K. Guo and W. Ma, *Global analysis of a diffusive viral model with cell-to-cell infection and incubation period*, Math. Methods Appl. Sci. **43** (2020), no. 9, 5963–5978. <https://doi.org/10.1002/mma.6339>