

Local reconstruction from the spherical Radon transform in 3D

Rafik Aramyan

Institute of Mathematics of NAS RA, Yerevan, Armenia^a

^a*24/5 Mar. Baghramyan av., Yerevan*

Abstract

In this article we study the spherical mean Radon transform in \mathbf{R}^3 with detectors centered on a plane. We use the consistency method suggested by the author of this article for the inversion of the transform in 3D. A new iterative inversion formula is presented. This formula has the benefit of being local and is suitable for practical reconstructions. The inversion of the spherical mean Radon transform is required in mathematical models in thermo- and photo-acoustic tomography, radar imaging, and others.

Keywords: Thermoacoustic tomography; spherical Radon transform; integral equation; integral geometry.

2010 MSC: 45Q05, 44A12, 65R32

1. Introduction and formulation of the problem

Computer tomography has had a great impact on medical diagnostics. The base of x-ray Tomography is the classical Radon transform that maps a function to its integrals over straight lines. Researchers using various types of physical signals have developed new methods for Tomography. Thermoacoustic tomography (TAT) is the most successful method (see the articles such as [1]-[3], [5]-[7],

Email address: rafikaramyan@yahoo.com (Rafik Aramyan)

¹The work was supported by the Science Committee of RA, in the frames of the research project 21AG-1A045

[19], [21]-[23], [25], [27], [28]). The concept of TAT is: a short-duration electromagnetic wave is sent through a biological object to trigger a thermoacoustic response in the tissue. Different biological cells reaction depends on the amount of energy that absorbed. The thermoelastic expansion creates acoustic wave which can be measured by detectors placed outside the object (we assume that the sound speed is constant). Thus, one effectively measures the integrals of the energy absorption distribution function f over all spheres centered at the detectors locations. A great diagnostic tool can be discovered if the energy absorption distribution function f is found. To recover f one needs to invert the so-called spherical Radon transform of f that integrates a function over spheres with the centers at detectors.

We denote by \mathbf{R}^n ($n \geq 2$) the Euclidean n - dimensional space. Let \mathbf{S}^{n-1} be the $n - 1$ dimensional unit sphere in \mathbf{R}^n with the center at the origin $O \in \mathbf{R}^n$. By \mathcal{C}^∞ we denote the class of real valued functions for which all orders of derivatives are continuous and by $S(P, t)$ we denote the sphere of radius $t > 0$ centered at $P \in \mathbf{R}^n$.

We study the following mathematical problem. For a real valued function f supported completely in a region $G \subset \mathbf{R}^n$, we are interested in recovering f from the mean value $Mf(P, t)$ of f over spheres $S(P, t)$ centered on some set L ; that is, given $Mf(P, t)$ for all $P \in L$ and $t > 0$, we wish to recover f .

TAT reconstruction arises the following problems. For which sets L is the data collected by detectors placed along L sufficient for unique reconstruction of f (so called a set of injectivity) and what are the inversion formulas?

Agranovsky and Quinto in [1] have proved several significant uniqueness results for the spherical Radon transform.

Obviously any line L (or a hyperplane in higher dimensions) is a non-uniqueness set. On the other hand (see [1]), if f is supported completely on one side of a hyperplane e (the standard situation in TAT), it is uniquely recoverable from its spherical means centered on e .

Exact inversion formulas for the spherical Radon transform are currently known for different geometries of detectors (also, formulas are known for the problem

with incomplete data): in 2D for lines, circles, ellipse, in high dimensions for boundaries of special domains, including spheres, cylinders, ellipsoids and hyperplanes ([2]-[3], [7],[11], [13]-[31]).

In this paper for a real valued function f defined in \mathbf{R}^3 and supported completely on one side of a plane e , we are interested in recovering f from the mean value of f over spheres centered on e . The article suggests a new approach what is called a consistency method for the inversion of the spherical Radon transform in 3D with detectors on a plane. By means of the method a new iterative inversion formula is found which gives an algorithm to recover an unknown smooth function supported in a region from its spherical means over spheres centered on a plane outside the region. Our reconstruction formula has the benefit of being local (see Theorem 2 below). Also, note that in our research the support region can be unbounded.

The consistency method, suggested by the author of the paper, first was applied in [8] (see also [9], [10], [12]) to invert generalized Radon transform on the sphere. The method was already used in [11] to invert the spherical mean Radon transform in 2D with detectors on a line. In [11] a new iterative formula to recover an unknown function was found which has the benefit of being local. Now we consider the spherical Radon transform in \mathbf{R}^3 over spheres centered on the plane $\{z = 0\}$. For a continuous function f supported in the compact region $G \subset \mathbf{R}^3$ located in the positive half space $\{z > 0\}$ we have

$$Mf(p, q, t) = \frac{1}{4\pi} \int_{\mathbf{S}^2} f((p, q, 0) + t\omega) d\omega, \quad (1)$$

for $(p, q, 0) \in \{z = 0\}$; $t \in [0, \infty)$. Here we consider the restriction of f onto the sphere $S(p, q, t)$ with center $(p, q, 0) \in \{z = 0\}$ and radius $t > 0$, $\omega \in \mathbf{S}^2$ is the unit vector corresponds a point on $S(p, q, t)$ and we integrate with respect to the spherical Lebesgue measure on \mathbf{S}^2 . The value $Mf(p, q, t)$ is the average of f over the sphere $S(p, q, t)$ with center $(p, q, 0) \in \mathbf{R}^3$ and radius $t > 0$.

In this article we apply the consistency method: for every $(p, q, t) \in \mathbf{R}^2 \times [0, \infty)$ we consider equation (1) as an integral equation on the sphere $S(p, q, t)$. The general solution of the integral equation we write in terms of Fourier series

expansion with unknown coefficients. Then we seek the unknown coefficients to find a family of consistent solutions. Thus the problem of recovering a real valued function f from the mean value Mf of f over spheres centered on $z = 0$ we reduce to finding a consistent solutions of integral equations (1).

Now we describe the inversion formula. In \mathbf{R}^3 consider usual cartesian system of coordinates. $Mf(p, q, t)$ is the average of f over the sphere with center $(p, q, 0) \in \{z = 0\}$ and radius $t \geq 0$.

We define a sequence of *standard* polynomials $Q_{n,i}$ defined on the interval $[0, 1]$, where n, i are integers and $0 \leq i \leq n$:

$$Q_{n,i}(t) = \sum_{j=1}^{n+i} d_j(n, i) t^{2j}, \quad t \in [0, 1] \quad (2)$$

with coefficients $d_j(n, i)$ for $1 \leq j \leq n + i$. There are recurrent algorithms by means of which one can find the coefficients $d_j(n, i)$. We call $Q_{n,i}$ standard polynomials because their construction does not depend on f .

Theorem 1. *Let $f \in C^\infty$ be a real valued function f supported in a compact region $G \subset \mathbf{R}^3$ located in half space $\{z > 0\}$. For $(x, y, z) \in G$ we have*

$$f(x, y, z) = \lim_{n \rightarrow \infty} 2 \times \left((2n^2 + 3n + 1)Mf(x, y, z) + \sum_{i=0}^n \int_0^z z^{2i-1} Q_{n,i}\left(\frac{u}{z}\right) \Delta^i(Mf(x, y, u)) du \right) \quad (3)$$

here $Mf(x, y, u)$ is the average of f over $S(x, y, u)$, Δ is the Laplace operator in two dimensions with respect to Cartesian coordinates x and y .

Theorem 1 suggests a practical algorithm to reconstruct f .

It follows from (3) that for $(x, y, z) \in G$ the value $f(x, y, z)$ has a local description. Thus we have the following consequence of Theorem 1.

Theorem 2. *For $(x, y, z) \in G$ the value $f(x, y, z)$ depends on values Mf in a neighborhood of $P = (x, y, 0)$ and $0 \leq t \leq z$.*

Also, it follows from Theorem 1 that using (3) one can recover an unknown smooth function supported in a region (which can be unbounded) from its spherical means over spheres centered on a plane outstand the region.

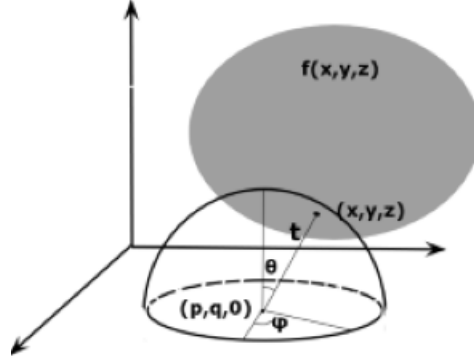


Figure 1: An illustration to (1).

2. Numerical Implementation and Computational example.

The problem of reconstructing a function from spherical means is important for many imaging and remote sensing applications (see, for example, [17], [21]). These applications require inversion of the spherical Radon transform. In some tomographic applications iterative reconstruction algorithms are more common. In most cases, due to the presence of the derivative, the inversion formulas are sensitive to error in the data Mf (see [25], [21]).

In this paper, we suggest a new approach using the consistency method for the inversion of the spherical Radon transform in 3D. Our iterative formula to recover an unknown smooth function f supported in a compact region from its spherical means Mf (see Theorem 1) is different from the existing ones. Our reconstruction formula has the benefit of being local. Using iterative formula (3) presented above for the step n one can easily develop reconstruction algorithm. Computation of derivatives in the formula (3) can be easily done, for instance by using finite differences. However, due to the presence of the derivatives of higher order, the inversion formulas are sensitive to error in the data Mf .

One can estimate the iteration speed using the following known result from the theory of Fourier series expansion.

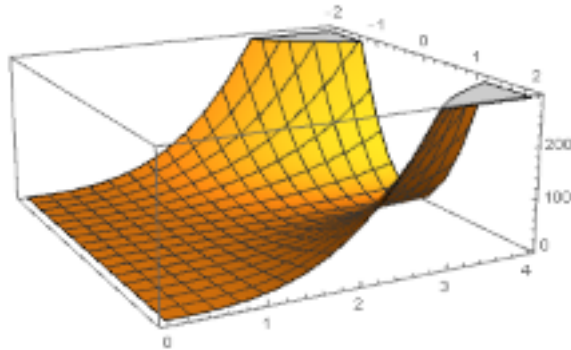


Figure 2: the restriction of f onto the plane $y = 3$.

Example 1. Figure 2 provides a simple illustration of the iterative algorithm obtained by (3) for a smooth function. We consider the following function

$$f(x, y, z) = \begin{cases} z^3 y^2 x & \text{for } z \geq 0 \\ 0 & \text{for } z < 0. \end{cases} \quad (4)$$

Using Mathematica in Figure 2 we see the plot of the restriction of f onto the plane $y = 3$.

For average $Mf(x, y, u)$ of f over the sphere with center $(x, y, 0) \in \{z = 0\}$ and radius $u \geq 0$ we obtain

$$Mf(x, y, u) = \frac{1}{8}x^2yu^3 + \frac{1}{48}yu^5 \quad (5)$$

Also using recurrent relations for $n = 2$ we obtain

$$\begin{cases} Q_{2,0}(t) = \frac{105}{2}(t^2 - 3t^4) \\ Q_{2,1}(t) = \frac{105}{2}(\frac{1}{4}t^2 - t^4 + \frac{3}{4}t^6) \\ Q_{2,2}(t) = \frac{315}{64}(\frac{1}{6}t^2 - \frac{1}{2}t^4 + \frac{1}{2}t^6 - \frac{1}{6}t^8). \end{cases} \quad (6)$$

Substituting the expressions from (6) and (5) into (3) we obtain the approximation of f for $n = 2$. In Figure 3 we see the plot of the restriction of the approximation onto plane $y = 3$.

Example 2. Figure 4 provides an illustration of the iterative algorithm

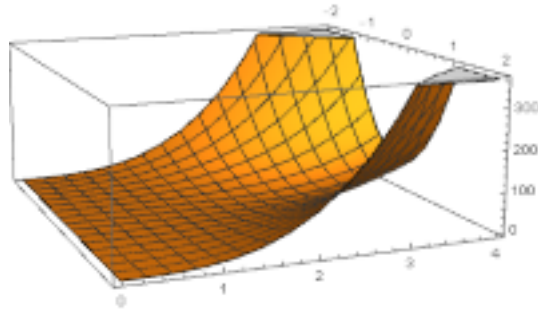


Figure 3: the approximation of f obtained by (3) for $n = 2$.

obtained by (3) for a piecewise smooth function. We consider the following function

$$f(x, y, z) = \begin{cases} 1 & \text{for } x^2 + y^2 + (z - 2)^2 \leq 1 \\ 0 & \text{for } x^2 + y^2 + (z - 2)^2 > 1. \end{cases} \quad (7)$$

It is obvious that on the section of the ball by plane $\{z = 2\}$ we have function which takes 1 in the unit disk with center $(0, 0, 2)$ and 0 otherwise.

Now we are going to approximate the function using (3) for $n = 2$. For average $Mf(x, y, u)$ of f over the sphere with center $(x, y, 0) \in \{z = 0\}$ and radius $u \geq 0$ we obtain

$$Mf(x, y, u) = \begin{cases} \frac{1}{2} - \frac{3+u^2+x^2+y^2}{4u\sqrt{4+x^2+y^2}} & \text{for } \sqrt{4+x^2+y^2} - 1 \leq u \leq \sqrt{4+x^2+y^2} + 1 \\ 0 & \text{for } 0 < u \leq \sqrt{4+x^2+y^2} - 1 \text{ or } \sqrt{4+x^2+y^2} + 1 \leq u. \end{cases} \quad (8)$$

Substituting the expressions from (6) and (8) into (3) we obtain the approximation of f for $n = 2$. In Figure 4 we see the plot of the restriction of the approximation onto plane $z = 2$.

References

- [1] M.L.Agranovsky, E.T.Quinto, Injectivity sets for the Radon transform over circles and complete systems of radial functions, *J. Funct. Anal.* 139 (1996) 383 - 414.

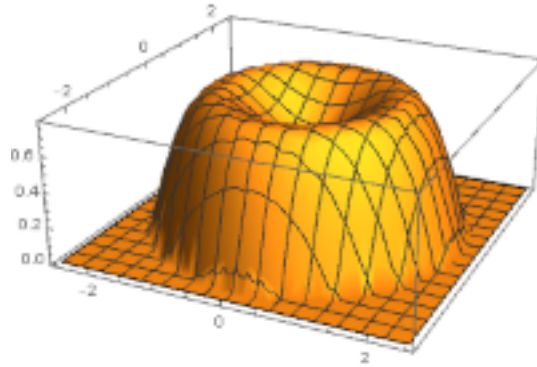


Figure 4:

- [2] M.L.Agranovsky, P.Kuchment, L. Kunyansky, On reconstruction formulas and algorithms for the thermoacoustic and photoacoustic tomography, *in Photoacoustic imaging and spectroscopy* ed. L.-H. Wang (CRC Press) (2009).
- [3] G.Ambartsoumian, P.Kuchment, On the injectivity of the circular Radon transform, *Inverse Problems* 21 (2005) 473 - 485.
- [4] R.V.Ambartzumian, Combinatorial integral geometry, metric and zonoids, *Acta Appl. Math.* 9 (1987) 3 - 27.
- [5] H.Ammari, *An Introduction to Mathematics of Emerging Biomedical Imaging* Springer Verlag, Berlin (2008).
- [6] H.Ammari, E.Bossy, V.Jugnon, H.Kang, Mathematical Modelling in Photo-Acoustic Imaging, *SIAM Rev.* 52, (2010) 677 - 695.
- [7] L.E.Andersson, On the determination of a function from spherical averages, *SIAM J. Math. Anal.*, 19(1)(1998) 214 - 232.
- [8] R.H.Aramyan, Generalized Radon transform on the sphere, *Analysis: International mathematical journal of analysis and its applications* 30(3) (2010) 271 - 284.

- [9] R.Aramyan, Solution of one integral equation on the sphere by methods of integral geometry *Doklady Mathematics* 79(3) (2009) 325 - 328.
- [10] R.Aramyan, Solution of an integral equation by consistency method *Lithuanian Math.Journal* 50(2) (2010) 133 - 139.
- [11] R. Aramyan, To local reconstruction from the spherical mean Radon transform, *Journal of Mathematical Analysis and Applications*, 470 (2019) 102-117.
- [12] Robert M. Mnatsakanov, Rafik H. Aramyan, Recovery of bivariate functions from the values of its Radon transform using Laplace inversion, *Journal of Computational and Applied Mathematics*, 395 (2021) No.113557.
- [13] A. Beltukov, *A Inversion of the Spherical mean transform with sources on a hyper- plane*(2009) (arXiv:0910.1380v1 [math.CA])
- [14] A. L. Bukhgeim and V. B. Kardakov. Solution of the inverse problem for the equation of elastic waves by the method of spherical means. *Siberian Mathematical Journal*, 19(4):528–535, 1978.
- [15] A.Denisjuk, Integral geometry on the family of semi-spheres *Fract. Calc. Appl. Anal.* 2 (1) (1999) 31 - 46.
- [16] J.A.Fawcett, Inversion of N-Dimensional Spherical Averages *SIAM J. Appl. Math.* 45(2) (1985) 336–341.
- [17] D.Finch, Rakesh, Recovering a function from its spherical mean values in two and three dimensions *In L. V. Wang, editor, Photoacoustic imaging and spectroscopy* (CRC Press) (2009) 77 - 88.
- [18] D.Finch, S.K.Patch, Rakesh, Determining a function from its mean values over a family of spheres *SIAM J. Math. Anal.* 35(5) (2004) 1213 - 1240.
- [19] I.Gelfand, S.Gindikin, M.Graev, *Selected Topics in Integral Geometry* Transl. Math. Monogr. v. 220, Amer. Math. Soc., Providence RI (2003).

- [20] M.Haltmeier, Universal inversion formulas for recovering a function from spherical means *SIAM J. Math. Anal.* 46(1) (2014) 214 - 232.
- [21] P.Kuchment, L.A.Kunyansky, Mathematics of thermoacoustic and photoacoustic tomography *Handbook of Mathematical Methods in Imaging* (Springer Verlag) 2 (2010) 817 - 866.
- [22] L.Kunyansky, Explicit inversion formulas for the spherical mean Radon transform *Inverse Problems* 23 (2007) 373 – 383.
- [23] R.A.Kruger, P.Liu, Y.R.Fang, C.R.Appledorn, Photoacoustic ultrasound (PAUS) reconstruction tomography *Med. Phys.* 22 (1995) 1605 - 1609.
- [24] E.K.Narayanan, Rakesh, Spherical means with centers on a hyperplane in even dimensions *Inverse Problems* 26(3) (2010) 035014.
- [25] F.Natterer, F. Weubbeling, Mathematical Methods in Image Reconstruction *Monographs on Mathematical Modeling and Computation* 5 (SIAM, Philadelphia, PA) (2001).
- [26] L.Nguyen, A Family of Inversion Formulas in Thermoacoustic Tomography *Inverse Problems Imaging* 3 (2009) 649 - 675.
- [27] S.J.Norton, M.Linzer, Ultrasonic reflectivity imaging in three dimensions: Exact inverse scattering solutions for plane, cylindrical, and spherical apertures *IEEE Trans. Biomed. Eng.* 28 (1981) 200 - 202.
- [28] V.P.Palamodov, *Reconstructive Integral Geometry* Birkhauser, Basel (2004).
- [29] A.G.Ramm, Inversion of the backscattering data and a problem of integral geometry *Phys. Lett. A* 113 (4) (1985) 172 – 176.
- [30] Y.Xu, L.Wang, G.Ambartsoumian, K. Kuchment, Reconstructions in limited view thermoacoustic tomography *Medical Physics* 31(4) (2004) 724 - 733.

- [31] Y.Xu,, D.Feng, L. Wang, Exact frequency-domain reconstruction for thermoacoustic tomography: I. Planar geometry *IEEE Trans. Med. Imag.* 21 (2002) 823 - 828.