

SUBCRITICAL EPIDEMICS ON RANDOM GRAPHS

OANH NGUYEN AND ALLAN SLY

ABSTRACT. We study the contact process on random graphs with low infection rate λ . For random d -regular graphs, it is known that the survival time is $O(\log n)$ below the critical λ_c . By contrast, on the Erdős-Rényi random graphs $\mathcal{G}(n, d/n)$, rare high-degree vertices result in much longer survival times. We show that the survival time is governed by high-density local configurations. In particular, we show that there is a long string of high-degree vertices on which the infection lasts for time $n^{\lambda^{2+o(1)}}$. To establish a matching upper bound, we introduce a modified version of the contact process which ignores infections that do not lead to further infections and allows for a sharper recursive analysis on branching process trees, the local-weak limit of the graph. Our methods, moreover, generalize to random graphs with given degree distributions that have exponential moments.

CONTENTS

1. Introduction	2
1.1. Background	3
1.2. Main results	5
1.3. Main ideas	6
1.4. Notation	7
1.5. Organization	7
2. Preliminaries	7
2.1. Graphical representation of contact processes	7
2.2. Random graphs and their limiting structure	8
3. Contact process on star graphs	9
4. Proof of the lower bound: Theorem 1.2	12
4.1. Existence of a long path	13
4.2. Long survival on long paths	15

Nguyen is supported by NSF grants DMS-1954174 and DMS-2246575. Sly is partially supported in part by NSF grant DMS-1855527, a Simons Investigator grant and a MacArthur Fellowship.

5.	Survival time on trees	18
5.1.	The coupling with the starred contact process	18
5.2.	Recursive survival time on trees	19
5.3.	Recursion for the total number of infections at the leaves	22
5.4.	The tail bound lemma	24
5.5.	Tail bounds for the excursion time and the total infections at the leaves	30
6.	Proof of Theorem 1.3: upper bound for survival time on graphs	32
6.1.	Coupling the local neighborhood of G_n	32
6.2.	Recursive analysis for unicyclic graphs GWC ¹ and GWC ²	34
6.3.	Recursive analysis for EGW	36
6.4.	Finishing the proof of Theorem 1.3	37
7.	Appendix A: Proof of Lemma 6.11: good tails	41
7.1.	Proof of Lemma 6.11 for $w(\dot{\mathcal{H}}^{m,l})S(\dot{\mathcal{H}}^{m,l})$	41
7.2.	Proof of Lemma 6.11 for $w(\mathcal{H}^{m,l})S(\mathcal{H}^{m,l})$	43
7.3.	Proof of Lemma 6.11 for $(1.5)^{l-1}w(\dot{\mathcal{H}}^{m,l})M_l(\dot{\mathcal{H}})$	43
7.4.	Proof of Lemma 6.11 for $(1.5)^l w(\mathcal{H}^{m,l})M_l(\mathcal{H}^{m,l})$	45
8.	Appendix B: Proof of Lemma 6.15	46
9.	Acknowledgments	46
	References	47

1. INTRODUCTION

Stochastic processes on random networks can be affected by both global properties of the graph like expansion but also local properties like the local-weak limit and the presence of rare local neighbourhoods. Our goal in this paper is to investigate what properties of sparse Erdős-Rényi random graphs determine the survival time for infection processes.

The contact process is a model for the spread of infections on a graph $G = (V, E)$. For a given $\lambda > 0$, the contact process $(X_t)_{t \geq 0}$ with infection rate λ and recovery rate 1 is a continuous-time

Markov chain, with state space $\{0, 1\}^V$, tracking whether a vertex v is either infected ($X_t(v) = 1$) or healthy ($X_t(v) = 0$). The process evolves according to the following rules:

- Each infected vertex infects each of its neighbors independently at Poisson rate λ and is healed at Poisson rate 1;
- Infection and recovery events in the process happen independently.

On finite graphs, the contact process has a single absorbing state which is no infections and we define the time to reach it as the *survival time*. The primary question is how quickly this occurs and how it depends on λ . We can ask if the behaviour on Erdős-Rényi random graphs is the same as for random d -regular graphs. In terms of the threshold of λ between fast (polynomial) and slow (exponential) survival times, the answer is yes, both are at approximately $\frac{1}{d}$ (see [28, 30]) which is determined by the global branching rate of the process. When λ is small, the contact process on random regular graphs survives for time $O(\log n)$ (see [15, 27]). One can ask whether the survival time is still logarithmic for other sparse random graphs, in particular the Erdős-Rényi random graph $\mathcal{G}(n, d/n)$? The answer turns out to be negative for a surprisingly simple reason. Since the largest degree in an Erdős-Rényi random graph is asymptotically $\frac{\log n}{\log \log n}$, this directly gives a lower bound of $\exp(\frac{c \log n}{\log \log n})$ which far exceeds $\log n$.

It is then natural to ask whether $\exp(\frac{c \log n}{\log \log n})$ gives the correct order of the survival time. The convergence to equilibrium of the high-temperature Glauber dynamics of the Ising model gives an interesting comparison. Its mixing time is determined by coupling the all-plus and all-minus initial conditions and the set of disagreements can be thought of as a kind of infection process where updates can remove disagreements or spread them to neighbours. In [23], it was shown that the mixing time of the Glauber dynamics for the high-temperature continuous-time ferromagnetic Ising model on $\mathcal{G}(n, d/n)$ is $\exp(\frac{\Theta(1) \log n}{\log \log n})$. It is essentially determined by the time to mix around the maximal-degree vertices in the graph. We show, by contrast, that the contact process survives for time polynomial in n , much longer than would be predicted by just the high-degree vertices. In the following theorem we, moreover, determine the exponent of the polynomial up to the log factors.

Theorem 1.1. *Let $d > 1$ and $G_n \sim \mathcal{G}(n, d/n)$. There exist positive constants $\lambda_*(d), C(d)$ such that the contact process on G_n starting at all vertices infected and infection rate $\lambda < \lambda_*$ has survival time $T_{\lambda, n}$ that satisfies*

$$n^{c\lambda^2/\log^2(\lambda^{-1})} \leq T_{\lambda, n} \leq n^{C\lambda^2 \log(\lambda^{-1})}$$

with probability $1 - o(1)$ as $n \rightarrow \infty$ where $c = 10^{-9}$.

This result is a special case of our more general results on random graphs with given degree distributions described later in the section. As we will describe, the survival time comes from large connected components of vertices of large constant degree. The discrepancy between the contact process and the Glauber dynamics can be explained by the existence of a phase for the contact process in dimension one but not for the Glauber dynamics. As a result, it is different rare local structures which determine the survival times.

1.1. Background. The contact process was first introduced by Harris [11] who studied the process on the lattice \mathbb{Z}^d . Among other things, he studied the phase diagrams of the contact process which since then has attracted intensive research. For an infinite rooted graph G , there are three phases that are of particular interest:

- (*Extinction*) the infection becomes extinct in finite time almost surely;
- (*Weak survival*) the infection survives forever with positive probability, but the root is infected only finitely many times almost surely;
- (*Strong survival*) the infection survives forever and the root gets infected infinitely many times with positive probability.

In that sense, we denote the extinction-survival threshold by

$$\lambda_1(G) = \inf\{\lambda : (X_t) \text{ survives forever with positive probability}\}$$

and the weak-strong survival threshold by

$$\lambda_2(G) = \inf\{\lambda : (X_t) \text{ survives strongly}\}.$$

For lattices, when the origin is initially infected, it is well-known that there is no weak survival phase (see [11], Bezuidenhout-Grimmett [1], the books of Liggett [18], [19] and the references therein).

Beyond lattices, another natural family of graphs to study the contact process is the family of infinite trees. For the infinite d -regular tree \mathbb{T}_d with $d \geq 3$, the contact process with the root initially infected has two distinct phase transitions with $0 < \lambda_1(\mathbb{T}_d) < \lambda_2(\mathbb{T}_d) < \infty$, by a series of beautiful works by Pemantle [30] (for $d \geq 4$), Liggett [17] (for $d = 3$), and Stacey [33]. For a Galton-Watson tree \mathcal{T} with offspring distribution ξ , it is not difficult to see that $\lambda_1(\mathcal{T})$ and $\lambda_2(\mathcal{T})$ are constants depending only on ξ , conditioned on $|\mathcal{T}| = \infty$. Huang and Durrett [12] proved that on $\mathcal{T} \sim \mathbf{GW}(\xi)$ with the root initially infected, $\lambda_2(\mathcal{T}) = 0$ if the offspring distribution ξ is subexponential, i.e., $\mathbb{E}e^{c\xi} = \infty$ for all $c > 0$. So in this case, there is only the strong survival phase.

By contrast, if the offspring distribution ξ has an exponential tail, i.e., $\mathbb{E}e^{c\xi} < \infty$ for some $c > 0$, Bhamidi, Nam and the authors [2] showed that there is an extinction phase: $\lambda_1(\mathcal{T}) \geq \lambda_0(\xi)$ for some constant $\lambda_0(\xi) > 0$. In [28], Nam et al. established the first-order asymptotics on $\lambda_1^{\mathbf{GW}}(\xi)$ for ξ sufficiently well *concentrated* around its mean, in particular the case of Poisson degrees. The asymptotics turns out to have the same form as for regular trees.

Aside from infinite graphs, there has been considerable work studying the phase transitions of survival times on large finite graphs. Stacey [32] and Cranston-Mountford-Mourrat-Valesin [6] studied the contact process on the d -ary tree \mathbb{T}_d^h of depth h starting from the all-infected state, and their results show that the survival time T_h , as $h \rightarrow \infty$, satisfies (i) $T_h/h \rightarrow \gamma_1$ in probability if $\lambda < \lambda_2(\mathbb{T}_d)$; (ii) $|\mathbb{T}_d^h|^{-1} \log \mathbb{E}T_h \rightarrow \gamma_2$ in probability and $T_h/\mathbb{E}T_h \xrightarrow{d} \text{Exp}(1)$ if $\lambda > \lambda_2(\mathbb{T}_d)$, where γ_1, γ_2 are constants depending on d, λ . In [9, 10, 26], similar results were established for the case of the lattice cube $\{1, \dots, n\}^d$.

Recently in work of Mourrat-Valesin [27] and Lalley-Su [15], it was shown that for any $d \geq 3$, the contact process on the random d -regular graph, whose initial configuration is the all-infected state, exhibits the following phase transition:

- (*Short survival*) For $\lambda < \lambda_1(\mathbb{T}_d)$, the process survives for $O(\log n)$ -time whp.
- (*Long survival*) For $\lambda > \lambda_1(\mathbb{T}_d)$, the process survives for $e^{\Theta(n)}$ -time whp.

For related results, we refer to [4, 5, 15, 20, 24, 25, 27, 31] and the references therein.

Let us move on to finite graphs that are non-regular. We focus on the contact process on random graphs with a given degree distribution. Let μ be a degree distribution and $G_n \sim \mathcal{G}(n, \mu)$ be the configuration model with degree distribution μ , assuming that there exists a unique giant component (for details, see Section 2.2). Consider the contact process on G_n where all vertices are initially infected. In [2], it was shown that if $\mathbb{E}_{D \sim \mu} e^{cD} < \infty$ ¹ for some constant $c > 0$, then there exist constants $0 < \underline{\lambda}(\mu) \leq \bar{\lambda}(\mu) < \infty$ such that the survival time $T_{\lambda, n}$ of the process, which is the first time the process reaches the all-healthy state, satisfies the following:

- (1) For all $\lambda < \underline{\lambda}$, $T_{\lambda, n} \leq n^{1+o(1)}$ whp;
- (2) For all $\lambda > \bar{\lambda}$, $T_{\lambda, n} \geq e^{\Theta(n)}$ whp.

Based on this result, the short- and long-survival thresholds $\lambda_c^-(\mu)$, $\lambda_c^+(\mu)$ are defined as

$$\lambda_c^-(\mu) := \lim_{\alpha \rightarrow \infty} \sup \left\{ \lambda : \lim_{n \rightarrow \infty} \mathbb{P}(T_{\lambda, n} \leq n^\alpha) = 1 \right\};$$

$$\lambda_c^+(\mu) := \lim_{\beta \rightarrow 0} \inf \left\{ \lambda : \lim_{n \rightarrow \infty} \mathbb{P}(T_{\lambda, n} \geq e^{\beta n}) = 1 \right\}.$$

The first-order asymptotics for these thresholds are achieved [28, Theorem 2]:

$$(1) \quad \lambda_c^-(\mu) \sim \frac{1}{\mathbb{E}_{D \sim \tilde{\mu}} D} \quad \text{and} \quad \lambda_c^+(\mu) \sim \frac{1}{\mathbb{E}_{D \sim \tilde{\mu}} D},$$

as $\mathbb{E}_{D \sim \tilde{\mu}} D$ tends to infinity where $\tilde{\mu}$ is the size-biased distribution of μ (see (4) for the precise definition).

On the other hand, if μ has a heavier than exponential tail, the story is quite simple ([2]): whp there is no short survival phase and so, $\lambda_c^-(\mu) = \lambda_c^+(\mu) = 0$. Therefore, we shall only restrict to measures with exponential tails in this paper. For these measures, while it is now known that the survival time for $\lambda > \lambda_c^+(\mu)$ is exponential $e^{\Theta(n)}$, little is known about the survival time for small λ except that it is of order $n^{O(1)}$.

1.2. Main results. As promised, we now present generalizations of Theorem 1.1 for random graphs with given degree distributions. In the following, we state the lower and upper bounds for the survival time separately because the assumptions needed for the lower bound are more relaxed.

Theorem 1.2 (Lower bound). *Let μ be any probability measure satisfying $\mathbb{E}_{D \sim \mu} D(D-2) > 0$. Let $G_n \sim \mathcal{G}(n, \mu)$. Let $\lambda > 0$ be sufficiently small so that $\lambda < 1/20$ and*

$$(2) \quad A = \frac{10^6}{\lambda^2} \log \frac{1}{\lambda} \geq 16 \mathbb{E}_{D \sim \mu} D.$$

Consider the contact process on G_n where all vertices are initially infected and infection rate λ . Then this process still survives at time $n^{-c/\log(\mu[A, \infty))}$ with probability $1 - o(1)$ where $c = 1/120$ and the implicit constant in the $o(1)$ may depend on λ and μ .

When μ has a truly exponential tail $\mu[A, \infty) \approx \exp(-A^{1+o(1)})$ for A sufficiently large, this theorem concludes that the survival time is $\geq n^{c\lambda^{2+o(1)}}$ with high probability.

Concerning the upper bound, we achieve the same power for the survival time.

¹Here, $\mathbb{E}_{D \sim \mu} f(D)$ denotes the expectation of $f(D)$ where D is distributed according to μ .

Theorem 1.3 (Upper bound). *Let μ be a distribution satisfying $\mathbb{E}_{D \sim \mu} D(D - 2) > 0$ and*

$$(3) \quad \mathbb{E}_{D \sim \mu} e^{10D} < \infty.$$

There exists a constant $C = C(\mu) > 0$ such that for all $\lambda < 1/C$, the contact process on $G_n \sim \mathcal{G}(n, \mu)$ starting at all vertices infected and infection rate λ dies before time $n^{C\lambda^2 \log(\lambda^{-1})}$ with probability $1 - o(1)$ as $n \rightarrow \infty$ where the implicit constant may depend on λ and μ .

Remark 1.4. *The constant 10 in (3) may not be optimal. It would be an interesting and challenging task to show a matching upper and lower bound, taking the $\log(\lambda^{-1})$ factor into account.*

1.3. Main ideas. In the first part of the paper, we prove the lower bound in Theorem 1.2. It is well-known that the contact process survives for a long time on dense sub-graphs. The simplest such example is a large star graph, a vertex with k neighbors. It is easy to verify that the expected survival length behaves like $e^{ck\lambda^2}$ (see Lemma 3.4). Since the largest degree in an Erdős-Rényi random graph is asymptotically $\frac{\log n}{\log \log n}$, this directly gives a lower bound of $\exp(\frac{c \log n}{\log \log n})$ which far exceeds the $\log n$ survival time in the random regular graph. However, these highest-degree vertices are not the optimal local structure. Instead we find that for paths of vertices of degree $10^6 \lambda^{-2} \log \frac{1}{\lambda}$, the contact process behaves effectively like a supercritical one-dimensional contact process. This has an infection time that is exponential in the length of the path and we show that with high probability there are paths of logarithmic length which gives the bound in Theorem 1.2.

The second, and more challenging, part is to prove the matching upper bound of Theorem 1.3. As in [2, 28], we first control the contact process on Galton-Watson Branching process trees which are the local weak limits of the random graphs. In [2], we developed a recursive scheme to show that the expected survival time of an infection started from the root is constant, independent on the depth of the tree. This was further refined in [28], giving tail bounds on the conditional expected survival time given the tree as well as for the expected number of infections that reach the leaves. These tail bounds, however, would only translate into an upper bound on the expected survival time on the random graph of $n^{\lambda^{1+o(1)}}$. To explain where this analysis was deficient, it effectively coupled the process with a modified process where the root of the tree must remain infected until all its subtrees became uninfected. The advantage of this coupling is that the processes in the subtrees become independent. However, if the degree of the root is D then in the modified process, it will take time $\exp(c\lambda D)$ rather than $\exp(c\lambda^2 D)$ until all the children of the root become uninfected. What this analysis misses is that each infected child has only probability λ of sending an infection back to its parent.

To give a sharp analysis, we introduce a modified dynamics that stochastically dominates the original where particles are strongly infected if they will send an infection to a neighbour before healing and weakly infected otherwise. Weak infections can then be effectively ignored. A vertex u sends a strong infection to a neighbour v with rate $\frac{\lambda^2 d_v}{1 + \lambda d_v}$ which is roughly $C\lambda^2$ when the degree of v is constant. With this formulation, we get sharper bounds on the tail of the expected survival time and number of particles to hit the leaves.

To complete the proof, we use this analysis to show by a union bound that for any vertex v , starting with v infected, the expected number of infections to exit a ball of radius $C\lambda^2 \log(\lambda^{-1}) \log n$ is $o(1)$. When infections leave the ball, we analyse them as new contact processes started from the exit point and stochastically dominate this process by a subcritical branching process which with high probability terminates in $n^{C\lambda^2 \log(\lambda^{-1})}$ steps. Furthermore, we again use our recursive bounds to

show that the maximum expected survival time on balls of radius $C\lambda^2 \log(\lambda^{-1}) \log n$ in the graph is at most $n^{C\lambda^2 \log(\lambda^{-1})}$ with high probability. Combining these results establishes Theorem 1.3.

1.4. Notation. The $\mathcal{G}(n, \mu)$ denotes the configuration model with degree distribution μ while $\mathcal{G}(n, d/n)$ denotes the Erdős-Rényi random graph.

For a tree T and a depth l , we denote the set of vertices of T at depth l by T_l . We use $T_{\leq l}$ to denote the set of vertices of depth at most l . In particular, $\mathcal{T}_{\leq l} \sim \mathbf{GW}(\xi)_{\leq l}$ denotes the Galton-Watson tree generated up to depth l , while the infinite Galton-Watson tree is denoted by $\mathcal{T} \sim \mathbf{GW}(\xi)$.

Throughout the paper, we often work with the contact process defined on a (fixed) graph generated at random. To distinguish between the two randomness of different nature, we introduce the following notations:

- \mathbb{P}_{CP} and \mathbb{E}_{CP} denote the probability and the expectation, respectively, with respect to the randomness from contact processes.
- \mathbb{P}_{GW} and \mathbb{P}_{RG} denote the probability with respect to the randomness from the underlying graph, when the graph is a Galton-Watson tree and a random graph $\mathcal{G}(n, \mu)$, respectively. We write \mathbb{E}_{GW} and \mathbb{E}_{RG} similarly for expectations.
- \mathbb{P} and \mathbb{E} denote the probability and expectation, respectively, with respect to the combined randomness over both the process and the graph. That is, for instance, $\mathbb{E}[\cdot] = \mathbb{E}_{\text{GW}}[\mathbb{E}_{\text{CP}}[\cdot]]$, if the underlying graph is a Galton-Watson tree.

1.5. Organization. In Section 2, we include the preliminaries for the graphical construction of the contact process (Section 2.1), the models of random graphs (Section 2.2). Several useful results on the contact process on star graphs are presented in Section 3. We prove Theorem 1.2 on the lower bound in Section 4. In Section 5, we establish the analog of Theorem 1.3 for trees. And finally, we prove Theorem 1.3 in Section 6.

2. PRELIMINARIES

2.1. Graphical representation of contact processes. A standard construction of the contact processes uses the *graphical representation*, see for example [19, Chapter 3, section 6]. The idea is to record the infections and recoveries of the contact process on a graph G on the space-time domain $G \times \mathbb{R}_+$. Define i.i.d. Poisson processes $\{N_v(t)\}_{v \in V}$ with rate 1 (that represent the healing clock rings at vertex v) and i.i.d. Poisson processes $\{N_{\vec{uv}}(t)\}_{\vec{uv} \in \vec{E}}$ with rate λ (that represent the clock rings for the infection from u to v), where we consider $\vec{E} = \{u\vec{v}, v\vec{u} : (uv) \in E\}$ to be the set of directed edges. Further, we let $\{N_v(t)\}_{v \in V}$ and $\{N_{\vec{uv}}(t)\}_{\vec{uv} \in \vec{E}}$ be mutually independent. Then the graphical representation is defined as follows:

- (1) Initially, we have the *empty* domain $V \times \mathbb{R}_+$.
- (2) For each $v \in V$, mark \times at the point (v, t) , at each event time t of $N_v(\cdot)$.
- (3) For each $\vec{uv} \in \vec{E}$, add an arrow from (u, t) to (v, t) , at each event time t of $N_{\vec{uv}}(\cdot)$.

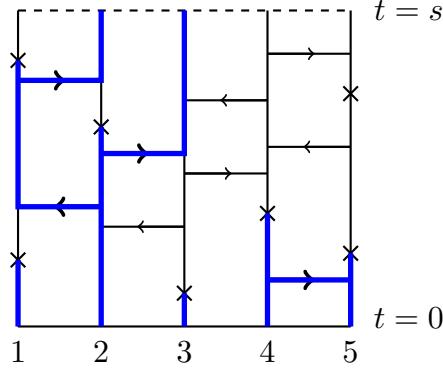


FIGURE 1. A realization of the contact process on the interval $V = \{1, \dots, 5\}$, with initial condition $X_0 = \mathbf{1}_V$. The blue lines describe the spread of infection. We see that $X_s = \mathbf{1}_{\{2,3\}}$.

This gives a geometric picture of the contact process, and further provides a coupling of the processes over all possible initial states. Figure 1 tells us how to interpret the infections at time t based on this graphical representation. The following are two simple yet important observations using this construction (ref. [19, Chapter 3, section 6]).

Lemma 2.1. *Suppose that we have the aforementioned coupling among the contact processes on a graph G . Let T_v be the survival time of the contact process on G with v initially infected. Let T_G be the survival time of the contact process on G with all vertices initially infected. Then we have $T_G = \max\{T_v : v \in G\}$.*

Lemma 2.2. *For a given graph $G = (V, E)$ and any $A \subset V$, let (X_t) be the contact process on G with A initially infected. Consider any (random) subset \mathcal{I} of \mathbb{R}_+ , and define (X'_t) to be the coupled process of (X_t) that has the same initial state, infections and recoveries, except that the recoveries at a fixed vertex v are ignored at times $t \in \mathcal{I}$. Then for any $t \geq 0$, we have $X_t \leq X'_t$, i.e., $X_t(v) \leq X'_t(v)$ for all v .*

2.2. Random graphs and their limiting structure. Let μ be a probability distribution on \mathbb{N} . The random graph $G_n \sim \mathcal{G}(n, \mu)$ with degree distribution μ is defined as follows:

- Let $d_i \sim$ i.i.d. μ for $i = 1, \dots, n$, conditioned on $\sum_{i=1}^n d_i \equiv 0 \pmod{2}$. The numbers d_i refer to the number of *half-edges* attached to vertex i .
- Generate the graph G_n by pairing all half-edges uniformly at random.

The resulting graph G_n is also called the *configuration model*. One may also be interested in the *uniform model* $G_n^u \sim \mathcal{G}^u(n, \mu)$, which picks a uniformly random simple graph among all simple graphs with degree sequence $\{d_i\}_{i \in [n]} \sim$ i.i.d. μ . It is well-known that if μ has a finite second moment, then the two laws $\mathcal{G}(n, \mu)$ and $\mathcal{G}^u(n, \mu)$ are *contiguous*, in the sense that for any subset A_n of graphs with n vertices,

$$\mathbb{P}_{G_n \sim \mathcal{G}(n, \mu)}(G_n \in A_n) \rightarrow 0 \quad \text{implies} \quad \mathbb{P}_{G_n^u \sim \mathcal{G}^u(n, \mu)}(G_n^u \in A_n) \rightarrow 0.$$

For details, we refer the reader to Chapter 7 of [34] or to [13]. We remark that when $\mu = \text{Pois}(d)$, the random graph $G_n \sim \mathcal{G}(n, \mu)$ is contiguous to the Erdős-Rényi random graph $G_n^{\text{ER}} \sim \mathcal{G}_{\text{ER}}(n, d/n)$ as shown in [14], Theorem 1.1.

Furthermore, it is also well-known that the random graph $G_n \sim \mathcal{G}(n, \mu)$ is *locally tree-like*, and the local neighborhoods converge *locally weakly* to Galton-Watson trees. To explain this precisely, let us denote the law of Galton-Watson tree with offspring distribution μ by $\mathbf{GW}(\mu)$, and let $\mathbf{GW}(\mu)_{\leq l}$ be the law of $\mathbf{GW}(\mu)$ truncated at depth l , that is, the vertices with distance $> l$ from the root are removed. Further, let $\tilde{\mu}$ denote the *size-biased* distribution of μ defined by

$$(4) \quad \tilde{\mu}(k-1) := \frac{k\mu(k)}{\sum_{k'=1}^{\infty} k'\mu(k')}, \quad k = 1, 2, \dots.^2$$

Note that if $\mu = \text{Pois}(d)$, then $\tilde{\mu} = \mu$. Lastly, define $\mathbf{GW}(\mu, \tilde{\mu})_{\leq l}$ to be the Galton-Watson process truncated at depth l , such that the root has offspring distribution μ while all other vertices have offspring distribution $\tilde{\mu}$. Then the following lemma shows the convergence of local neighborhoods of G_n .

Lemma 2.3 ([7], Section 2.1). *Suppose that μ has a finite mean. Let $l > 0$ and let v denote the vertex in $G_n \sim \mathcal{G}(n, \mu)$ chosen uniformly at random. Then for any rooted tree (T, x) of depth l , we have*

$$\lim_{n \rightarrow \infty} \mathbb{P}((N(v, l), v) \cong (T, x)) = \mathbb{P}_{(\mathcal{T}, \rho) \sim \mathbf{GW}(\mu, \tilde{\mu})_{\leq l}}((\mathcal{T}, \rho) \cong (T, x)),$$

where $N(v, l)$ is the l -neighborhood of v in G_n and \cong denotes the isomorphism of rooted graphs. We say that G_n converges *locally weakly* to $\mathbf{GW}(\mu, \tilde{\mu})$.

We remark that the same holds for a fixed vertex $v \in G_n$. Moreover, we also stress that the condition for $\mathbf{GW}(\mu, \tilde{\mu})$ to be supercritical is equivalent to the condition for $\mathcal{G}(n, \mu)$ to have the unique giant component **whp** (see e.g., [21], or [8], Section 3 for details), which can be addressed as

$$(5) \quad \mathbb{E}_{D \sim \mu} D(D-2) > 0.$$

3. CONTACT PROCESS ON STAR GRAPHS

In this section, we discuss several results about the contact process on star graphs that will be useful later. For a positive integer k , let S_k be a star graph with a root, which we usually denote by ρ , and k leaves. Our goal is to provide a lower bound for the survival time of the contact process on S_k which we state in Lemma 3.4. Before doing that, we shall need some preparation. Firstly, we show that the root infects many leaves before its recovery.

Lemma 3.1. *Consider the contact process (X_t) with infection rate $\lambda < 1$ on the star graph S_k . Let $\ell = \lambda k$. Assume that the root is infected at time 0. Let $C \leq \frac{\ell}{32 \log \ell}$ be a positive number. Then the probability that ρ infects at least $C \log \ell$ leaves who remain infected during time $[\frac{16C \log \ell}{\ell}, 1] \supset [1/2, 1]$ is at least $1 - \frac{16C \log \ell}{\ell} - 4\ell^{-C/4}$.*

Proof. Let $s = \frac{16C \log \ell}{\ell}$. The probability that the root is still infected until time s is $\mathbb{P}(\text{Pois}(s) = 0) = e^{-s} \geq 1 - s = 1 - \frac{16C \log \ell}{\ell}$.

The probability that there are at least $8C \log \ell$ infection rings from ρ to its leaves in time $[0, s]$ is

$$\mathbb{P}(\text{Pois}(\ell s) \geq 8C \log \ell) = \mathbb{P}(\text{Pois}(16C \log \ell) \geq 8C \log \ell) \geq 1 - 2 \exp(-8C \log \ell / 6) \geq 1 - 2\ell^{-C},$$

²This differs from a possibly more common definition of size-biased distribution where the left-hand side would be the mass at k .

where we use the following standard tail bound for Poisson distribution (see, for instance, [3, Chapter 2]):

$$(6) \quad \mathbb{P}(|\text{Pois}(\Lambda) - \Lambda| \geq x) \leq 2 \exp\left(-\frac{x^2}{2(\Lambda + x)}\right), \quad \forall x > 0.$$

Under this event, letting M be the integer $M = 4\lceil C \log \ell \rceil$, the probability that these rings correspond to at least M distinct leaves is at least

$$1 - \frac{\binom{k}{M} M^{2M}}{k^{2M}} \geq 1 - \left(\frac{ekM^2}{Mk^2}\right)^M = 1 - \left(\frac{4eC \log \ell}{k}\right)^{4C \log \ell} \geq 1 - \exp(-4C \log \ell) = 1 - \ell^{-4C},$$

where we used $C \leq k/(32 \log \ell)$.

For each leaf infected before time s , the probability that it remains infected until time 1 is at least $\mathbb{P}(\text{Pois}(1) = 0) = e^{-1}$. Thus, given that there are $\geq M$ leaves infected before time s , at least $M/4$ of them remain infected until time 1 with probability at least $1 - \exp(-M/16) = 1 - \ell^{-C/4}$ where we used the Chernoff inequality

$$(7) \quad \mathbb{P}(\text{Bin}(M, q) \leq Mq\delta) \leq \exp\left(-\frac{(1-\delta)^2 Mq}{2}\right), \quad \forall M \in \mathbb{N}, q, \delta \in (0, 1).$$

Combine all of these events and the union bound, we obtain the desired statement. \square

The next two lemmas show that once many leaves are infected, they keep the root well-infected which then keeps the number of infected leaves from decreasing.

Lemma 3.2. *Consider the contact process (X_t) with infection rate $\lambda < 1$ on the star graph S_k . Let M be an integer satisfying $\frac{8}{\lambda} \leq M \leq k$. Assume that at least M leaves are infected at time t and remain infected until time $t + 1/2$. The probability that ρ is infected for at least half of the time interval $[t, t + 1/2]$ is at least $1 - 2 \exp(-\lambda M/32)$.*

Proof. Conditioned on the event that the M leaves remain infected during $I := [t, t + 1/2]$, it holds that ρ is infected with rate at least λM . Let $Y \sim \text{Pois}(1/2)$ be the number of healing clocks at ρ in I . The probability that ρ is healthy for at least $1/2$ of I is at most

$$\mathbb{P}\left(\sum_{i=1}^Y \eta_i \geq 1/4\right),$$

10

where $\eta_i \sim \exp(\lambda M)$ is the waiting time until the next infection after the i -th healing clock. We note that these η_i 's are iid. We have

$$\begin{aligned}
\mathbb{P}\left(\sum_{i=1}^Y \eta_i \geq 1/4\right) &\leq \mathbb{P}(Y \geq \lambda M/8) + \mathbb{P}\left(\sum_{i=1}^{\lambda M/8} \eta_i \geq 1/4\right) \\
&= \mathbb{P}(Y \geq \lambda M/8) + \mathbb{P}\left(\sum_{i=1}^{\lambda M/8} \eta'_i \geq \lambda M/4\right) \quad \text{where } \eta'_i = \eta_i \lambda M \sim \exp(1) \\
&\leq \exp(-\lambda M/32) + \mathbb{P}\left(\sum_{i=1}^{\lambda M/8} \eta'_i \geq \lambda M/4\right) \quad \text{by (6)} \\
&\leq \exp(-\lambda M/32) + \exp(-\lambda M/8) \mathbb{E} \exp\left(\sum_{i=1}^{\lambda M/8} \eta'_i/2\right) \\
&\leq \exp(-\lambda M/32) + 2^{\lambda M/8} \exp(-\lambda M/8) \leq 2 \exp(-\lambda M/32).
\end{aligned}$$

This completes the proof. \square

Lemma 3.3. *Consider the contact process (X_t) with infection rate $\lambda < 1$ on the star graph S_k . Let M be an integer satisfying $\frac{32}{\lambda} \leq M \leq \frac{\lambda k}{100}$. Assume that at least M leaves are infected at time t . Then the probability that at least $\frac{\lambda k}{100}$ leaves are infected at time $t+1$ is at least $1 - 3 \exp(-\lambda M/128)$.*

Proof. Let m be the number of leaves infected at time t . We have $m \geq M$. Consider two cases.

- Case 1: $m \geq k/2$. Each of these infected leaves has a probability of $\mathbb{P}(\text{Pois}(1) = 0) = e^{-1}$ to remain infected until time $t + 1$. Thus, by Chernoff inequality, at least $m/4 \geq \frac{\lambda k}{100}$ of them remain infected until time $t + 1$ with probability at least $1 - \exp(-m/12) \geq 1 - 3 \exp(-\lambda M/128)$.
- Case 2: $M \leq m \leq k/2$. By the same argument as in Case 1, with probability at least $1 - \exp(-m/16)$, at least $M/4$ of these m infected vertices remain infected until time $t + 1/2$. Under this event, by Lemma 3.2, with probability at least $1 - 2 \exp(-\lambda M/128)$, ρ is infected for at least half of the time interval $[t, t + 1/2]$. Thus, each of the remaining $k - m \geq k/2$ leaves receives an infection from ρ during $[t, t + 1/2]$ with probability at least

$$\mathbb{P}(\text{Pois}(\lambda/4) \geq 1) = 1 - e^{-\lambda/4} \geq \lambda/8.$$

Once they receive an infection, the probability that they remain infected until time $t + 1$ is at least e^{-1} . Thus, the probability that at least $\frac{\lambda k}{100}$ vertices are infected at time $t + 1$ is at least $1 - \exp(-\lambda k/100)$.

This gives the desired statement for both cases. \square

Combining these lemmas, we obtain the following lower bound on the survival time of the contact process on star graphs.

Lemma 3.4. *Consider the contact process (X_t) with infection rate λ on the star graph S_k . Assume that ρ is infected at time 0. Then the contact process still survives at time $e^{\lambda^2 k/10^5}$ with probability at least $1 - \frac{200 \log(\lambda k)}{\lambda^2 k} - 3e^{-\lambda^2 k/10^5}$ for all $k \geq \lambda^{-2} 10^5$.*

Proof. Let C be such that $\frac{8}{\lambda} \leq C \leq \frac{\lambda k}{32 \log(\lambda k)}$ to be chosen (these inequalities are so that the bounds in the hypotheses of the above lemmas are satisfied). We consider the event \mathfrak{A} that consists of the following events

- \mathfrak{A}_1 . The root ρ sends its infection to at least $C \log(\lambda k)$ vertices before time $1/2$ who remain infected until time 1,
- \mathfrak{A}_2 . At least $\frac{\lambda k}{100}$ vertices are infected at time 2,
- \mathfrak{A}_h . At least $\frac{\lambda k}{100}$ vertices are infected at time h for $h = 3, 4, \dots, \lceil e^{\lambda^2 k / 10^5} \rceil$.

Under this event, it is clear that the contact process survives until time $e^{\lambda^2 k / 10^5}$. By Lemma 3.1, \mathfrak{A}_1 happens with probability at least $1 - \frac{16C \log(\lambda k)}{\lambda k} - 4(\lambda k)^{-C/4}$.

By Lemma 3.3, conditioned on \mathfrak{A}_1 , the event \mathfrak{A}_2 happens with probability at least

$$1 - 3 \exp(-\lambda C \log(\lambda k) / 128) = 1 - 3(\lambda k)^{-\lambda C / 128}.$$

Similarly, by Lemma 3.3, each $h \geq 3$, conditioned on \mathfrak{A}_{h-1} , the event \mathfrak{A}_h happens with probability at least

$$1 - 3 \exp(-\lambda^2 k / (128 \cdot 100)).$$

By the union bound, we obtain

$$\begin{aligned} 1 - \mathbb{P}(\mathfrak{A}) &\leq \frac{16C \log(\lambda k)}{\lambda k} + 4(\lambda k)^{-C/4} + 3(\lambda k)^{-\lambda C / 128} + 3 \exp(-\lambda^2 k / (128 \cdot 100)) \times \exp(\lambda^2 k / 10^5) \\ &\leq \frac{16C \log(\lambda k)}{\lambda k} + 7(\lambda k)^{-C/4} + 3 \exp(-\lambda^2 k / 10^5) \\ &\leq \frac{23C \log(\lambda k)}{\lambda k} + 3 \exp(-\lambda^2 k / 10^5) \quad \text{since } C \geq 4 \\ &\leq \frac{200 \log(\lambda k)}{\lambda^2 k} + 3 \exp(-\lambda^2 k / 10^5) \quad \text{by choosing } C = 8/\lambda. \end{aligned}$$

This completes the proof. □

4. PROOF OF THE LOWER BOUND: THEOREM 1.2

Our strategy is to show that in G_n , there exists a long path of high-degree vertices which we think about as a long path on which each vertex is attached to a big star (particularly, an $(A-2)$ -star). For each of these vertices, Lemma 3.4 shows that the contact process on their attached star survives for a long time. So, each infected star has ample time to pass the infection to other stars on the path before being healed. Theorem 1.2 thus follows immediately from the following propositions. The first proposition asserts the existence of a long path of high-degree vertices.

Proposition 4.1 (Existence of long path). *Let μ be any probability measure satisfying $\mathbb{E}_{D \sim \mu} D(D-2) > 0$. Let $G_n \sim \mathcal{G}(n, \mu)$. Let $A > 16 \mathbb{E}_{D \sim \mu} D$ and*

$$(8) \quad L = \frac{0.9 \log n}{-\log \mu[A, \infty)}.$$

With high probability, there exists a path in G_n of length L in which every vertex has at least $A-2$ neighbors outside of the path and these $L(A-2)$ neighbors are all distinct.



FIGURE 2. The path Γ

Let Γ be the union of a path of length L together with L disjoint $(A-2)$ -stars attached to vertices on the path (see Figure 2). From now on, we simply refer to Γ as *the long path*. The next proposition shows that the contact process on the long path survives for a long time.

Proposition 4.2 (Survival time on the long path). *Let $A = \frac{10^6}{\lambda^2} \log \frac{1}{\lambda}$. The contact process on Γ starting with all vertices infected survives until time $1.01^L \geq n^{-c/\log \mu[A, \infty)}$ with high probability as $L \rightarrow \infty$, where $c = 1/120$.*

In the rest of this section, we prove these two propositions.

4.1. Existence of a long path. To prove Proposition 4.1, we shall use the cut-off line algorithm introduced in [14] to find a uniform perfect matching of the half-edges in G_n .

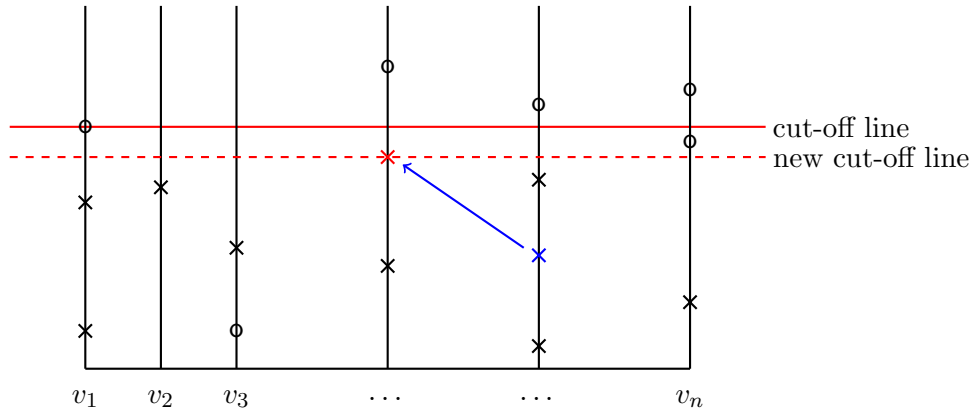


FIGURE 3. The circles ‘o’ represent matched half-edges and the crosses ‘x’ represent unmatched half-edges. The blue half-edge is chosen and matched to the red half-edge which is the highest unmatched half-edge. Then the cut-off line is moved to the new cut-off line (the dashed line).

Definition 4.3 (Cut-off line algorithm). *A perfect matching of the half-edges of G_n is obtained through the following algorithm (see Figure 3).*

- Each half-edge of a vertex v is assigned with a height uniformly chosen in $[0, 1]$ and is placed on the line of vertex v .
- The cut-off line is initially set at height 1.
- Pick an unmatched half-edge independent of the heights of all unmatched half-edges and match it to the highest unmatched half-edge. Move the cut-off line to the height of the latter half-edge.

Proof of Proposition 4.1. We will use the cut-off line algorithm to explore the edges of G_n . Firstly, the degrees of vertices in G_n are sampled and each half-edge of these vertices is assigned a height

uniformly chosen in $[0, 1]$ and is placed on the line of the corresponding vertex v as described in the cut-off line algorithm. We shall repeat the following greedy algorithm to find a long path of length L defined in (8). Let U denote the set of visited vertices. We start with $U = \emptyset$.

Let $\varepsilon = 0.05$. We shall perform the algorithm in $n^{1-\varepsilon}$ rounds and show that at least one of them will successfully find a long path. In the k -th round where $k = 1, 2, \dots, n^{1-\varepsilon}$, pick a vertex $v_{k,1} \notin U$ of degree at least A uniformly at random to be the first vertex on the long path for this round. Put $v_{k,1}$ into U and pick A half-edges of $v_{k,1}$ uniformly at random and match them with the highest unmatched half-edges one by one. Put these A newly found neighbors of $v_{k,1}$ into U . If any of these visited vertices coincide or have already been in U , the round fails and we move to the next round. Otherwise, let $v_{k,2}$ be chosen uniformly at random among these A neighbors of $v_{k,1}$. If $\deg(v_{k,2}) < A$, the round fails and we move to the next round. Otherwise, $v_{k,2}$ will be the second vertex on the long path for this round. We repeat the above process to find $v_{k,3}, \dots, v_{k,L}$. So, either the round fails during the process or we have found the path $v_{k,1}, \dots, v_{k,L}$ each of which has $A - 2$ neighbors all distinct.

We now show that each round succeeds with a decent probability. To this end, we first provide some elementary bounds on the number of edges of G_n . By Chebyshev's inequality, whp, the total number of half-edges in G_n is in $[nd, 4nd]$ where $d = \mathbb{E}_{D \sim \mu} D$. Let δ be a sufficiently small constant depending only on A and μ . Let Δ be such that

$$\mathbb{E}_{D \sim \mu} D \mathbf{1}_{D \geq \Delta} \leq \delta/4.$$

For each vertex $v \in G_n$, consider the random variable $X_v := \deg_{G_n}(v) \mathbf{1}_{\deg_{G_n}(v) \geq \Delta}$. They are independent random variables with mean at most $\delta/4$ and variance bounded by the second moment of μ . By Chebyshev's inequality, whp

$$\sum_{v \in G_n} X_v \leq \delta n/2.$$

Applying Chernoff inequality to the bounded random variables $\bar{X}_v := \deg_{G_n}(v) \mathbf{1}_{\deg_{G_n}(v) < \Delta}$ we obtain that whp,

$$\sum_{v \in G_n} \bar{X}_v \in (1 - \delta, 1 + \delta)nd.$$

Thus, whp, the total degree in G_n is

$$(9) \quad \sum_{v \in G_n} \deg_{G_n}(v) = \sum_{v \in G_n} (X_v + \bar{X}_v) \in ((1 - \delta)nd, (1 + 2\delta)nd) \subset (nd/2, 2nd).$$

During each round, the number of visited vertices is at most $2AL$ and so during the algorithm, the number of matched half-edges is at most $2n^{1-\varepsilon}AL \leq nd/4$ for sufficiently large n .

Conditioned on these events, we now provide a lower bound for the probability that a round succeeds. Let W be the set of vertices in G_n with degree at least A . With high probability, $|W| \geq \frac{n\mu[A, \infty]}{2}$ and so its number of half-edges is at least $\frac{nA\mu[A, \infty]}{2}$. For any $i \in [L]$ and $k \in [n^{1-\varepsilon}]$, the probability that $v_{k,i} \in W$ is the same as the probability that the highest unmatched half-edge belongs to a vertex in W . This happens with probability $\geq \frac{nA\mu[A, \infty]}{2 \cdot 4nd} = \frac{A\mu[A, \infty]}{8d}$ because by (9), the total number of unmatched half-edges is at most $4nd$.

The total number of half-edges that the vertices visited during the algorithm is $\leq \Delta n^{1-\varepsilon}AL + \sum_{v \in G_n} X_v \leq \Delta n^{1-\varepsilon}AL + \delta n/2$. And so, at any stage of the algorithm, the probability that a

vertex is revisited is $\leq \frac{\Delta n^{1-\varepsilon} AL + \delta n/2}{nd/4}$, where the denominator bounds from below the number of unmatched half-edges. Thus, for each $i \in [L]$ and $k \in [n^{1-\varepsilon}]$, the probability that the exploration at $v_{k,i}$ succeeds is at least $\frac{A\mu[A,\infty]}{8d} - A \frac{\Delta n^{1-\varepsilon} AL + \delta n/2}{nd/4} \geq \frac{A\mu[A,\infty]}{16d}$ for sufficiently large n . Here we recall that δ is a sufficiently small constant depending on A and μ .

Thus, the probability that a round $k \in [n^{1-\varepsilon}]$ succeeds is at least $\frac{A^L(\mu[A,\infty])^L}{(16d)^L} \geq (\mu[A,\infty])^L = n^{-0.9} \geq n^{-1+2\varepsilon}$, where we used $A \geq 16d$. And so with high probability, there is at least one round that succeeds. Each successful round gives a desired long path. \square

4.2. Long survival on long paths. To prove Proposition 4.2, we couple the contact process on Γ with a percolation process (Lemma 4.4) and then show that this percolation survives for a long time (Lemma 4.5).

Recall the definition of A in (2) that $A = \frac{10^6}{\lambda^2} \log \frac{1}{\lambda}$. By Lemma 3.4, the contact process on an $(A-2)$ -star with the root initially infected survives until time a^2 with

$$(10) \quad a = \lfloor e^{\lambda^2(A-2)/(2 \cdot 10^5)} \rfloor$$

with probability at least $1 - \frac{200 \log(\lambda(A-2))}{\lambda^2(A-2)} - 3e^{-\lambda^2(A-2)/10^5} \geq 0.99$ because $\lambda < 1/20$. This allows us to couple the contact process on Γ with a (bond) percolation process on the following directed graph \mathcal{L} on the vertex set $V_{\mathcal{L}} = [L] \times \mathbb{N}$ with directed edges from (i, t) to $(i, t+1)$ and $(i \pm 1, t+1)$ (as long as they belong to $V_{\mathcal{L}}$) for all $(i, t) \in V_{\mathcal{L}}$ (see Figure 4). The vertex (i, t) on \mathcal{L} represents the i -th star of Γ at time ta . Having (i, t) belong to an open path from an initial state corresponds to having at least $\lambda(A-2)/100$ vertices in the i -th star of Γ infected at time ta . In the latter event, these vertices keep the root v_i of the i -th star infected for a long time during the time interval $[ta, (t+1)a]$, giving it an ample chance to infect the $(i \pm 1)$ -th stars by Lemma 3.4.

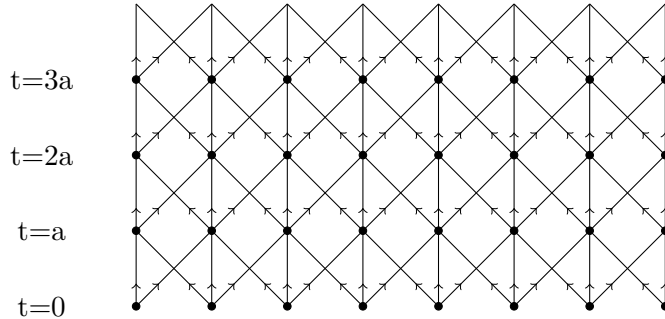


FIGURE 4. The graph \mathcal{L}

Lemma 4.4 (Coupling with Percolation). *Consider the bond percolation on the graph \mathcal{L} where each of the directed edges is open with probability .99, independently. There exists a coupling of the contact process on Γ with all vertices initially infected and the percolation such that if a vertex (i, t) is connected with some vertex $(j, 0)$ by a directed open path in the percolation then there are at least $\lambda(A-2)/100$ leaves in the i -th star of Γ that are infected at time ta where a is as in (10).*

Proof of Lemma 4.4. For each $i \in [L]$, let \mathcal{A}_i^t be the event that there are at least $\lambda(A-2)/100$ leaves in the i -th star of Γ that are infected at time ta . We will show that

$$(11) \quad \mathbb{P}(\mathcal{A}_i^{t+1} \cap \mathcal{A}_{i-1}^{t+1} \cap \mathcal{A}_{i+1}^{t+1} | \mathcal{A}_i^t) \geq 0.99 =: 1 - 16\varepsilon.$$

Consider the following process on \mathcal{L} where we expose the edges as t grows. At any time ta , we relabel the leaves so that the infected leaves in each star are placed first. We then say that the edges $(i, t) \rightarrow (j, t+1)$ with $j \in \{i \pm 1, i\} \cap [L]$ are open if $\mathcal{A}_i^{t+1} \cap \mathcal{A}_{i-1}^{t+1} \cap \mathcal{A}_{i+1}^{t+1}$ assuming that the first $\lambda(A-2)/100$ leaves in the i -th star are infected at time ta . This is a random variable depending only on the Poisson clocks within the i -th and $(i \pm 1)$ -th stars, so they are 3-dependent. Note that this process satisfies the property that if a vertex (i, t) is connected with some vertex $(j, 0)$ by a directed open path then there are at least $\lambda(A-2)/100$ leaves in the i -th star of Γ that are infected at time ta . By Theorem 0.0 (i) in [16], this process dominates the described percolation. Therefore, we obtain the stated lemma.

To see (11), let \mathcal{B}_i^t be the event that there are at least $\lambda(A-2)/100$ vertices in the i -th star of Γ infected at time $ta + n$ for all positive integers $n \leq a$. Applying Lemma 3.3 a times, we get

$$(12) \quad \mathbb{P}(\mathcal{A}_i^{t+1} | \mathcal{A}_i^t) \geq \mathbb{P}(\mathcal{B}_i^t | \mathcal{A}_i^t) \geq 1 - 3a \exp(-\lambda^2(A-2)/12800) \geq 1 - \varepsilon.$$

Note that each vertex infected at certain time s has a probability of $\mathbb{P}(\text{Pois}(1/2) = 0) \geq 1/e$ to remain infected until time $s + 1/2$. Thus, under \mathcal{B}_i^t , by Chernoff inequality, for all positive integers $n \leq a$, at least $M = 0.01\lambda(A-2)/4$ vertices infected at time $ta + n$ remain infected until time $ta + n + 1/2$ with probability at least $1 - a \exp(-\lambda(A-2)/10^4) \geq 1 - \varepsilon$. Under this event, applying Lemma 3.2 a times for each of the time intervals $[ta + n, ta + n + 1/2]$, the root v_i of the i -th star is infected for more than $a/4$ time in the time interval $[ta, ta + a]$ with probability at least

$$1 - 2a \exp(-\lambda M/32) = 1 - 2a \exp(-\lambda^2(A-2)/12800) \geq 1 - \varepsilon.$$

Thus, the probability that v_i infects v_{i+1} during $[ta, ta + a]$ is at least

$$\mathbb{P}(\text{Pois}(\lambda a/4) \neq 0) = 1 - \exp(-\lambda a/4) \geq 1 - \varepsilon,$$

since $a \geq 40/\lambda$.

Once v_{i+1} is infected, in proving Lemma 3.4, we proved that \mathcal{A}_{i+1}^{t+1} occurs with probability at least

$$1 - \frac{200 \log(\lambda(A-2))}{\lambda^2(A-2)} - 3e^{-\lambda^2(A-2)/10^5} \geq 1 - \varepsilon.$$

Combining all of these events by the union bound, we obtain

$$\mathbb{P}(\mathcal{A}_{i+1}^{t+1} | \mathcal{A}_i^t) \geq 1 - 5\varepsilon.$$

Similarly for \mathcal{A}_{i-1}^{t+1} . By the union bound, we obtain (11). \square

Lemma 4.5 (Long survival of percolation). *With high probability, the percolation defined in Lemma 4.4 reaches time 1.01^L . In other words, there exists a path of open edges connecting some vertex $(i, 0)$ and some vertex $(j, 1.01^L)$ for some $i, j \in [L]$.*

Proof of Lemma 4.5. We use the standard Peierls argument ([29]). We say that a vertex $(i, t) \in [L] \times \mathbb{N}$ is occupied if there exists a directed open path connecting some vertex $(j, 0)$ and (i, t) . Observe that the set \mathcal{C} of occupied vertices is connected, as a subgraph of the lattice \mathbb{Z}^2 (rather than \mathcal{L}). Consider the subset $\mathcal{C}' = (\mathcal{C} + [-1/2, 1/2]^2) \cap [0, L] \times [0, \infty)$ which is formed by surrounding

each vertex in \mathcal{C} by the box $[-1/2, 1/2]^2$. Let B be the upper boundary of \mathcal{C}' inside $[0, L] \times [0, \infty)$. Equivalently, B is the path that connects the top left-most point and the top right-most point of \mathcal{C}' ; note that in forming B , we do not at all look at the edges of \mathcal{L} but rather think about \mathcal{C} as a subset of the regular lattice \mathbb{Z}^2 . See Figure 5.

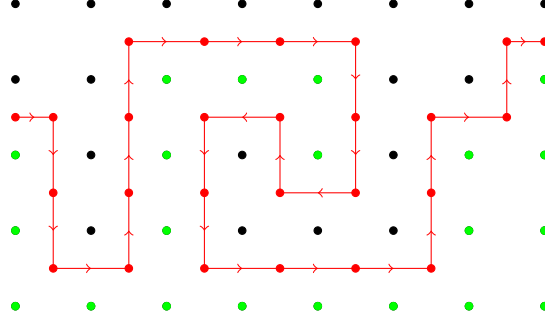



FIGURE 5. An example of \mathcal{C} which consists of green points and its upper boundary B which is the red path. The black points are points in \mathcal{L} that do not belong to \mathcal{C} .

We observe that if the percolation does not reach time 1.01^L then B lies entirely in $[L] \times [0, 1.01^L]$.

Let α be the length of B . To bound the probability of having a path B of length α , we want to find a lower bound for the number of distinct closed edges in \mathcal{L} that corresponds to B . Walking from the left-most vertex on B gives an orientation to each of the edges in B . Let $\alpha_1, \alpha_2, \alpha_3, \alpha_4$ be the number of edges in B that are in the rightward, leftward, upward, and downward directions, respectively. We have $\alpha = \sum_{i=1}^4 \alpha_i$.

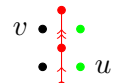
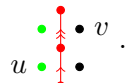
A right-ward edge in B must occur in this situation  where the green node right below is occupied and the black node right above is not. This means that the vertical edge from the green node to the black node in \mathcal{L} is closed. Therefore, B determines uniquely α_1 vertical closed edges in \mathcal{L} .

We further decompose α_3 as follows. Let $\alpha_{3,1}, \alpha_{3,2}, \alpha_{3,3}$ be the number of upward edges that follow an edge that is rightward, leftward, upward, respectively. We have

$$\alpha_3 = \alpha_{3,1} + \alpha_{3,2} + \alpha_{3,3}.$$

Similarly, let $\alpha_{4,1}, \alpha_{4,2}, \alpha_{4,4}$ be the number of downward edges that follow a rightward, leftward, downward edge, respectively. We have

$$\alpha_4 = \alpha_{4,1} + \alpha_{4,2} + \alpha_{4,4}.$$

An edge e counted in $\alpha_{3,3}$ must occur in either this situation  or this situation .

Here e is the edge with double arrows. Note that the occupied (green) vertices lie in the finite connected component of \mathbb{Z}^2 separated by B ; so, B determines which of the situations occur together with the lower occupied vertex u and the upper unoccupied vertex v . The edge from u to v must be closed in \mathcal{L} . Thus, B determines uniquely $\alpha_{3,3}$ closed diagonal edges in \mathcal{L} . Similarly, there are

$\alpha_{4,4}$ closed diagonal edges in \mathcal{L} determined by B which are distinct from the aforementioned $\alpha_{3,3}$ edges.

Observe furthermore that

- (1) $\alpha_2 \leq \alpha_1$ because the directed path B goes from its left-most vertex to its right-most one;
- (2) $\alpha_{3,1} + \alpha_{4,1} \leq \alpha_1$
- (3) $\alpha_{3,2} + \alpha_{4,2} \leq \alpha_2 \leq \alpha_1$.

Thus,

$$\begin{aligned} \alpha &= (\alpha_1 + \alpha_{3,3} + \alpha_{4,4}) + \alpha_2 + \alpha_{3,1} + \alpha_{3,2} + \alpha_{4,1} + \alpha_{4,2} \\ &\leq (\alpha_1 + \alpha_{3,3} + \alpha_{4,4}) + 3\alpha_1 \leq 4(\alpha_1 + \alpha_{3,3} + \alpha_{4,4}). \end{aligned}$$

Therefore, the probability that a given path B occurs is at most $0.01^{\alpha/4}$. Given α , the number of paths B of length α is at most $1.01^L 3^\alpha$, where the first factor is the number of ways to choose the left-most vertex and at any point on the path, there are at most 3 ways to determine the next direction. By the union bound, the probability that the percolation does not reach time 1.01^L is at most

$$\sum_{\alpha=L}^{\infty} 1.01^L \cdot 3^\alpha 0.01^{\alpha/4} \ll 1.01^L \cdot 0.95^L = o(1),$$

completing the proof. □

5. SURVIVAL TIME ON TREES

To prove Theorem 1.3, we first derive an upper bound on the survival time on trees. Following the methods in [2] and [28], we can only get an upper bound of $n^{\lambda^{1+o(1)}}$ rather than $n^{\lambda^{2+o(1)}}$. The key new idea here is that as λ is small compared to the degree of a typical vertex, a significant portion of infections are *weak* in the sense the vertex infected recovers before spreading the infection. Therefore, we introduce a modified process that focuses on *strong* infections and this allows us to get the power λ^2 in the upper bound.

5.1. The coupling with the starred contact process. In this section, we introduce the *starred* contact process which takes into account whether a new infection at a vertex u is *strong*. If we ignore the weak infections, the contact process basically remains the same except that at any time, there could be vertices that are infected and then recover at a later time without passing the infection to any other vertices.

To be specific, let us sample the Poisson clocks for recoveries and infections on G_n . Using these clocks, the contact process $(X_t)_{t \geq 0}$ with $X_0 = S \subset V$ is read from the graphical representation (See Section 2.1). We now construct the following Markov process $(X_t^*)_{t \geq 0}$ which we call the starred contact process from the same set of clocks.

At time 0, $X_0^*(u) = 0$ if one of the following hold

- $u \notin S$,
- $u \in S$ and the recovery clock at u rings before any infection clocks from u to its neighbors. In other words, u recovers before sending any infection out.

Otherwise, we say that u is strongly infected and set $X_0^*(u) = 1^*$. All vertices remain in their states until any of the clocks ring, say at time t . Consider the following cases depending on the nature of the clock.

- If the clock is a recovery at a vertex u then set $X_t^*(u) = 0$.
- If the clock is an infection from a healthy vertex v (that is $X_{t-}^*(v) = 0$) to another vertex u , nothing changes.
- If the clock is an infection from an infected vertex v (that is $X_{t-}^*(v)$ equals 1 or 1^*) to another infected vertex u , we set $X_t^*(v) = 1$.
- If the clock is an infection from an infected vertex v (that is $X_{t-}^*(v)$ equals 1 or 1^*) to a healthy vertex u , then if the first clock after time t at u is a recovery clock rather than an infection clock from u to any of its neighbors, then u remains healthy at time t . Otherwise, set $X_t^*(u) = 1^*$. In either cases, set $X_t^*(v) = 1$.

In any cases, the state at other vertices remain the same. We observe that for any time t and any vertex u , if $X_t(u) = 1$ and $X_t^*(u) = 0$ then in the process (X_s) , after this time, u will recover before infecting any other vertices. Denote by \mathbf{R} and \mathbf{R}^* the survival time of the processes (X_t) and (X_t^*) , respectively. The above observation implies that

$$\mathbf{R} \leq \mathbf{R}^* + \max_{i \leq n} \tau_i,$$

where τ_1, \dots, τ_n are iid $\text{Exp}(1)$ random variables. The sum $\sum_{i=1}^n \tau_i$ bounds the total healing time of all vertices u with $X_{\mathbf{R}^*}(u) = 1$.

Since *whp*, $\max_{i \leq n} \tau_i = O(\log n)$, we conclude that for all G_n , *whp*,

$$(13) \quad \mathbf{R} \leq \mathbf{R}^* + O(\log n).$$

Thus, it suffices to bound \mathbf{R}^* . For the rest of this paper, we shall only work on the starred contact process and so, for simplicity, we write (X_t) for the starred contact process from now on.

5.2. Recursive survival time on trees. Before analyzing the process on graphs, we study it in the simpler case of trees. Then in passing from trees to graphs we will utilize the fact that Galton-Watson trees are local weak limits of random graphs as discussed in Section 2.2.

Let T be a (deterministic) tree and consider the starred process on T with ρ initially at 1^* . Let $\mathbf{R}(T)$ be the survival time of this process. Let $R(T) = \mathbb{E}_{\text{CP}} \mathbf{R}(T)$.

Let T^+ be the tree T together with an added vertex ρ^+ which is the parent of ρ . Consider the starred contact process on a tree T^+ with ρ^+ always infected and ρ initially at state 1^* which means that ρ will first send an infection to either ρ^+ or its children. Let $\mathbf{S}(T)$ be the first time that the process returns to the all healthy state on T and $S(T) = \mathbb{E}_{\text{CP}} \mathbf{S}(T)$ be the expected excursion time. The addition of ρ^+ makes sure that the contact process on T^+ never dies out and so the process no longer has an absorbing state.

Note that if ρ has at least 1 child, then with probability at least $\frac{1}{2}$, the first infection from ρ is sent to its children rather than to ρ^+ . Thus,

$$R(T) \leq 2S(T).$$

Let D be the number of children of ρ and ρ_1, \dots, ρ_D be these children. Let d_i be the number of children of ρ_i . Let T_i be the subtree of T containing ρ_i and all of its successors.

An infection from ρ to ρ_i is strong if ρ_i sends an infection to either ρ or one of its children before recovering. This happens with probability $\frac{\lambda(d_i+1)}{1+\lambda(d_i+1)}$. We call this number the weight of T_i , denoted by $w(T_i)$,

$$(14) \quad w(T_i) = \frac{\lambda(d_i + 1)}{1 + \lambda(d_i + 1)}.$$

Similarly,

$$(15) \quad w(T) = \frac{\lambda(D + 1)}{1 + \lambda(D + 1)}.$$

The following recursion allows us to control the growth of $S(T)$.

Lemma 5.1 (Recursion for S). *We have*

$$S(T) \leq \frac{1}{1 + \lambda(D + 1)} - \frac{1}{\lambda(D + 1)} + w(T)^{-1} \prod_{i=1}^D (1 + \lambda w(T_i) S(T_i)).$$

Proof. Let (X_t) be the starred contact process on T^+ with ρ^+ always infected and ρ initially at 1^* . We consider the so-called root-added process $(X_t^\#)$ on T^+ that also has ρ^+ always infected, also starts at ρ being 1^* and generated by the same recovery and infection clocks as (X_t) except that we ignore any recoveries of (X_t) at ρ if at least one of its successors is still infected at the time. Let $S^\#(T)$ be the expected excursion time of $(X_t^\#)$ that is the expected time difference from the time ρ is strongly infected to the first time that all vertices in T recover. Since $S(T) \leq S^\#(T)$ by Lemma 2.2, it suffices to show that

$$(16) \quad S^\#(T) = \frac{1}{1 + \lambda(D + 1)} - \frac{1}{\lambda(D + 1)} + w(T)^{-1} \prod_{i=1}^D (1 + \lambda w(T_i) S(T_i)).$$

Let t_0 be the first time that an event at ρ happens, which could either be a recovery at ρ or an infection from ρ . We have

$$\mathbb{E}t_0 = \frac{1}{1 + \lambda(D + 1)}.$$

Since ρ is at 1^* initially, this first event has to be an infection from ρ to a child ρ_i or to ρ^+ . Note that conditioning on the event that ρ is 1^* at time 0 does not change the expectation of t_0 .

If ρ infects ρ_i at time t_0 , then the healing clock at ρ is deactivated and the infection is spread across T until all of $T \setminus \{\rho\}$ recovers. Denote by t_1 the first time that this happens. If at time t_0 , ρ infects ρ^+ then $t_1 = t_0$.

Consider the starred contact process on T with ρ always infected and one of its children initially at 1^* . More precisely, let $\text{CP}_\rho(T_i; \mathbf{1}_{\rho_i}^*)$ (and $\text{CP}_\rho(T_i; \mathbf{0})$) (the subscript ρ indicates that it serves as the added parent above ρ_i) be the root-added contact processes on each T_i with ρ_i initially at 1^* (and with all vertices in T_i initially healthy, respectively). Consider their product

$$(17) \quad \text{CP}^\otimes(T; \mathbf{1}_{\rho_i}^*) := \left(\bigotimes_{\substack{j=1 \\ j \neq i}}^D \text{CP}_\rho(T_j; \mathbf{0}) \right) \otimes \text{CP}_\rho(T_i; \mathbf{1}_{\rho_i}^*),$$

for each $i \in [D]$. Let \mathbf{S}_i^\otimes denote the excursion time of this process, that is, the first return time to the all-healthy state $\otimes_{j=1}^D \mathbf{0}_{T_j}$, and let $S_i^\otimes = \mathbb{E}\mathbf{S}_i^\otimes$. Further, define the average of S_i^\otimes by

$$S^\otimes = \frac{1}{D} \sum_{i=1}^D S_i^\otimes.$$

Let

$$\begin{aligned} \theta &= \frac{1}{D} \sum_{i=1}^D \mathbb{P}(\text{the infection from } \rho \text{ to } \rho_i \text{ is a strong infection} | \rho \text{ infects } \rho_i \text{ at time } t_0) \\ (18) \quad &= \frac{1}{D} \sum_{i=1}^D w(T_i) \end{aligned}$$

be the probability that an infection from ρ to its children is strong. We observe that

$$(19) \quad \mathbb{E}(t_1 - t_0 | \rho \text{ sends an infection to a child at time } t_0) = \theta S^\otimes.$$

Using (19), we shall now prove that

$$(20) \quad S^\sharp(T) = \mathbb{E}t_0 + \mathbb{E}(t_1 - t_0) + \sum_{k=0}^{\infty} \left(\frac{\lambda D}{1 + \lambda D} \right)^k \left(\frac{1}{1 + \lambda D} \right) \left(\frac{k+1}{1 + \lambda D} + k\theta S^\otimes \right).$$

To see (20), at time t_1 , only ρ and ρ^+ remain infected. The next meaningful event would either be a recovery at ρ or an infection from ρ to a child ρ_i . The former corresponds to $k = 0$. If the latter happens instead, say at a time t_2 , then the infection will spread across T again until everything in $T \setminus \{\rho\}$ is healed. Now, another attempt to heal ρ happens again with probability of success $\frac{1}{1 + \lambda D}$. If success, we set $k = 1$. Otherwise, the whole process repeats and k is correspondingly the number of fail attempts to heal ρ . The probability of k is $\left(\frac{\lambda D}{1 + \lambda D} \right)^k \left(\frac{1}{1 + \lambda D} \right)$ and the time spent is $\frac{k+1}{1 + \lambda D} + k\theta S^\otimes$ according to (19).

By algebraic manipulation, we obtain

$$\begin{aligned} S^\sharp(T) &= \frac{1}{1 + \lambda(D+1)} + \frac{D}{D+1} \theta S^\otimes + \sum_{k=0}^{\infty} \left(\frac{\lambda D}{1 + \lambda D} \right)^k \left(\frac{1}{1 + \lambda D} \right) \left(\frac{k+1}{1 + \lambda D} + k\theta S^\otimes \right) \\ &= \frac{1}{1 + \lambda(D+1)} + \frac{D}{D+1} \theta S^\otimes + 1 + \lambda D \theta S^\otimes \\ (21) \quad &= \frac{1}{1 + \lambda(D+1)} - \frac{1}{\lambda(D+1)} + \frac{1 + \lambda(D+1)}{\lambda(D+1)} (1 + \lambda D \theta S^\otimes). \end{aligned}$$

We now evaluate S^\otimes using the observation that (X_t^\otimes) , as ρ is always infected, is just the product of the root-added contact processes on the T_i 's, where ρ plays the role of ρ_i^+ – the added-root. Let π_i be the stationary distribution of the root-added starred contact process on T_i . Then, $\pi_i(\mathbf{0})$ is the fraction of time that T_i is all healthy and so

$$\pi_i(\mathbf{0}) = \frac{\left(\lambda \frac{\lambda(d_i+1)}{1 + \lambda(d_i+1)} \right)^{-1}}{\left(\lambda \frac{\lambda(d_i+1)}{1 + \lambda(d_i+1)} \right)^{-1} + S(T_i)} = \frac{1}{1 + \lambda w(T_i) S(T_i)},$$

where $\lambda \frac{\lambda(d_i+1)}{1+\lambda(d_i+1)}$ is the rate at which ρ sends a strong infection to ρ_i .

Similarly, let π be the stationary distribution of (X_t^\otimes) . Then, $\pi(\mathbf{0})$, the fraction of time that $T \setminus \{\rho\}$ is all healthy, is

$$\pi(\mathbf{0}) = \frac{(\lambda D\theta)^{-1}}{(\lambda D\theta)^{-1} + S^\otimes} = \frac{1}{1 + \lambda D\theta S^\otimes},$$

where $\lambda D\theta$ is the rate at which ρ sends a strong infection to one of the ρ_i .

Since $\pi = \prod_{i=1}^D \pi_i$, we have

$$\frac{1}{1 + \lambda D\theta S^\otimes} = \prod_{i=1}^D \frac{1}{1 + \lambda w(T_i) S(T_i)}$$

and so,

$$(22) \quad 1 + \lambda D\theta S^\otimes = \prod_{i=1}^D (1 + \lambda w(T_i) S(T_i)).$$

Combining this with (21), we get (16). □

5.3. Recursion for the total number of infections at the leaves. To pass from Galton-Watson trees to random graphs, it is crucial to control the effect of cycles as they allow the infection to transfer from one local neighborhood to another. To this end, one needs to control the number of times the infection hits the boundary of a local neighborhood. Therefore, following [28], in this section, we study the *total infections at leaves* of (finite) trees defined as follows.

Definition 5.2 (Total infections at leaves). *Let T be a finite tree rooted at ρ , set*

$$(23) \quad l = \max\{\text{dist}(\rho, v) : v \in T\}.$$

be the depth of the tree and

$$\mathcal{L} := \{v \in T : \text{dist}(\rho, v) = l\}$$

be the collection of depth- l leaves of T . Suppose that $l \geq 1$ and consider the root-added, starred contact process (X_t) on $T^+ = T \cup \{\rho^+\}$ with ρ^+ always infected and ρ initially at state 1^ . For $v \in \mathcal{L}$, define the total infections at v , by*

$$\mathbf{M}_{l,v}(T) := \text{the number of infections at } v \text{ in } (X_t) \text{ during time } t \in [0, \mathbf{S}(T)],$$

where $\mathbf{S}(T)$ is the first time that (X_t) returns to the all healthy state on T . In other words, we count the number of times t such that $X_t(v) = 1^$ and $X_{t-}(v) = 0$ for $t \leq \mathbf{S}(T)$. Then, we define the total infections at depth- l leaves (during a single excursion) by*

$$\mathbf{M}_l(T) = \sum_{v \in \mathcal{L}} \mathbf{M}_{l,v}(T).$$

For $l' > l$, we set $\mathbf{M}_{l'}(T) \equiv 0$.

We also denote the expected total infections at depth- l leaves by $M_l(T) = \mathbb{E}_{\text{CP}} \mathbf{M}_l(T)$. Also, as above, we write $M_{l'}(T) = 0$ for $l' > l$. Moreover, if the tree depth is 0 (that is, T consists of a single vertex), we set $\mathbf{M}_0(T) \equiv 1$.

Let (T, ρ) be a finite rooted tree of depth l . The goal of this section is to establish the following recursive bound.

Lemma 5.3. For a finite rooted tree (T, ρ) of depth l , let $D = \deg(\rho)$ and T_1, \dots, T_D be the subtrees rooted at the children v_1, \dots, v_D of ρ . Then, $M_l(T)$, the expected total infections at depth- l leaves on T , satisfies

$$(24) \quad w(T)M_l(T) \leq \lambda \sum_{i=1}^D w(T_i)M_{l-1}(T_i) \prod_{\substack{1 \leq j \leq D \\ j \neq i}} (1 + \lambda w(T_j)S(T_j)),$$

where we recall that

$$(25) \quad w(T_i) = \frac{\lambda(d_i + 1)}{1 + \lambda(d_i + 1)} \quad \text{and} \quad w(T) = \frac{\lambda(D + 1)}{1 + \lambda(D + 1)}.$$

Proof of Lemma 5.3. We shall use the same notations as in the proof of Lemma 5.1. In particular, we consider the following processes on T :

- (X_t) the root-added process with ρ initially at state 1^* ,
- (X_t^\sharp) the root-added process with ρ initially at state 1^* and the recovery clock at ρ being temporary disabled if $T \setminus \{\rho\}$ is not all healthy,
- $(X_{i,t}^\otimes)$ the process with ρ always infected and the ρ_i initially at state 1^* . That means $(X_{i,t}^\otimes) \sim \text{CP}^\otimes(T; \mathbf{1}_{\rho_i}^*)$ as in (17).

We denote the expected total infections at depth- l leaves by $M_l(T)$, $M^\sharp(T)$ and $M_i^\otimes(T)$, correspondingly. We define

$$M^\otimes(T) = \frac{1}{D} \sum_{i=1}^D M_i^\otimes(T).$$

By a standard coupling between (X_t^\sharp) and (X_t) based on their graphical representations, we have $M_l(T) \leq M^\sharp(T)$.

During one excursion of (X_t^\sharp) , ρ first sends an infection to either ρ^+ or one of its children ρ_i . The probability that this is a strong infection to one of the ρ_i is $\frac{D}{D+1}\theta$ where θ is defined in (18). Between this first infection and the end of the excursion of (X_t^\sharp) , the number of excursions of $(X_{i,t}^\otimes)$ is a geometric random variable with “success” probability $\frac{1}{1+\lambda D\theta}$. This is because ρ recovers at rate 1 and sends a strong infection to the ρ_i with rate $\lambda D\theta$; and the excursion of (X_t^\sharp) ends precisely when ρ recovers. So, the expected number of excursions of $(X_{i,t}^\otimes)$ in one excursion of (X_t^\sharp) is $\left(\frac{D}{D+1} + \lambda D\right)\theta$. Thus,

$$(26) \quad \begin{aligned} M^\sharp(T) &= \frac{D\theta}{D+1} M^\otimes(T) + \sum_{k=0}^{\infty} \left(\frac{\lambda D\theta}{1 + \lambda D\theta}\right)^k \frac{1}{1 + \lambda D\theta} k M^\otimes(T) \\ &= \left(\frac{1}{D+1} + \lambda\right) D\theta M^\otimes(T). \end{aligned}$$

Now we control $M^\otimes(T)$ in terms of $\{M_{l-1}(T_i)\}$. Let X_t^\otimes be the contact process on T with ρ always infected and all other vertices initially healthy. We observe that

$$\begin{aligned}
& \lim_{t \rightarrow \infty} \frac{1}{t} \sum_{v \in \mathcal{L}} \mathbb{E}_{\text{CP}} [|\{s \in [0, t] : X_s^\otimes(v) = 1^* \text{ and } X_{s-}^\otimes(v) = 0\}|] \\
(27) \quad &= \lim_{t \rightarrow \infty} \frac{\text{the number of excursions of } (X_s^\otimes) \text{ in } [0, t]}{t} M^\otimes(T) \\
&= \frac{M^\otimes(T)}{(\lambda D \theta)^{-1} + S^\otimes(T)}.
\end{aligned}$$

On the other hand, let $\mathcal{L}_i = \{v \in T_i : \text{dist}(v, \rho_i) = l - 1\}$ for each $i \in [D]$ and $(X_t^{(i)})$ be the restriction of (X_t^\otimes) on T_i . We observe that

$$\begin{aligned}
& \sum_{v \in \mathcal{L}} |\{s \in [0, t] : X_s^\otimes(v) = 1^* \text{ and } X_{s-}^\otimes(v) = 0\}| \\
&= \sum_{i=1}^D \sum_{v \in \mathcal{L}_i} |\{s \in [0, t] : X_s^{(i)}(v) = 1^* \text{ and } X_{s-}^{(i)}(v) = 0\}|.
\end{aligned}$$

Thus, the identity in (27) is also equal to

$$\sum_{i=1}^D \frac{M_{l-1}(T_i)}{(\lambda w(T_i))^{-1} + S(T_i)},$$

where $w(T_i)$, as defined in (14), is the probability that an infection from ρ to ρ_i is strong. Therefore,

$$\begin{aligned}
M^\otimes(T) &= \frac{1}{\lambda D \theta} (1 + \lambda D \theta S^\otimes(T)) \sum_{i=1}^D \lambda w(T_i) M_{l-1}(T_i) (1 + \lambda w(T_i) S(T_i))^{-1} \\
&= \frac{1}{D \theta} \sum_{i=1}^D w(T_i) M_{l-1}(T_i) \prod_{\substack{1 \leq j \leq D \\ j \neq i}} (1 + \lambda w(T_j) S(T_j)),
\end{aligned}$$

where in the second equality we used equation (22). Finally, combining this with (26) and $M^\sharp(T) \geq M_l(T)$, we deduce the conclusion. \square

5.4. The tail bound lemma. In the previous sections, we have derived recursive bounds for the survival time $S(T)$ and the number of infections at the leaves $M_l(T)$. These quantities are random variables defined on the probability space of the Galton-Watson tree. In this section, we provide a key lemma that gives tail estimates for $S(T)$ and $M_l(T)$ using the recursions. Let $D \sim \mu$ where μ is a probability measure on \mathbb{N} satisfying $\mathbb{E}e^{3D} < \infty$. In particular, the measure μ in Theorem 1.3 satisfies this condition. For the rest of the paper, let A, B, c be any constants that satisfy $A \ll \frac{1}{c} \ll B$. For definiteness, we set

$$(28) \quad A = \log \mathbb{E}e^{3D} + 2e, \quad c = \frac{1}{A}, \quad B = 24A.$$

We assume that the infection rate λ is sufficiently small compared to B^{-1} . Let

$$(29) \quad q = \frac{c}{16\lambda^2 \log(\lambda^{-1})}$$

and

$$(30) \quad p = (B\lambda)^{-q} \exp(-c\lambda^{-2}/B).$$

Definition 5.4. A nonnegative random variable X is said to have a good tail (with respect to A, B, λ) if

$$(31) \quad \mathbb{P}(X \geq t) \leq f(t) := \begin{cases} \exp(-ct\lambda^{-1}) & \text{for } A\lambda \leq t \leq \frac{1}{B\lambda} \\ pt^{-q}(\log(eBt\lambda))^{-2} & \text{for } \frac{1}{B\lambda} \leq t. \end{cases}$$

A random variable X is said to have a strong tail if

$$(32) \quad \mathbb{P}(X \geq t) \leq f(3t)/3 \quad \text{for all } t \geq A\lambda/3.$$

Since f is decreasing, it is clear that a random variable with a strong tail also has a good tail. Moreover, if X_1, X_2, X_3 have strong tails then $X_1 + X_2 + X_3$ has a good tail because

$$\mathbb{P}(X_1 + X_2 + X_3 \geq t) \leq \mathbb{P}(X_1 \geq t/3) + \mathbb{P}(X_2 \geq t/3) + \mathbb{P}(X_3 \geq t/3).$$

A random variable with a good tail starts with an exponential tail and then a power law tail. The extra term $(\log(eBt\lambda))^{-2}$ in the latter tail is merely a technical device (used in (44)) for us to prove the following recursive lemma which is essential for our subsequent analysis.

Proposition 5.5 (Recursive tail bound). *Let $D \sim \mu$ where μ is a probability measure on \mathbb{N} satisfying $\mathbb{E}e^{3D} < \infty$. There exists $\lambda_0(\mu) > 0$ such that the following holds. Let $\{X_i\}_{i=1}^D$ be independent, not necessarily identically distributed, nonnegative random variables with good tails. Then for $0 < \lambda < \lambda_0(\mu)$,*

$$(33) \quad X = \prod_{i=1}^D (1 + \lambda X_i) - 1,$$

has a strong tail.

Remark 5.6. We remark that this lemma works for any q satisfying

$$(34) \quad 20 \log \frac{1}{\lambda} < q < \frac{c}{8\lambda^2 \log(\lambda^{-1})}.$$

Here, we set q as in (29) for clarity.

The rest of this section is devoted to the proof of Proposition 5.5.

For notational convenience, we let $\Lambda = \frac{1}{\lambda}$. We split the proof into steps depending on the range of t in $\mathbb{P}(X \geq t)$.

5.4.1. *Small t :* $\frac{A\lambda}{3} \leq t \leq \frac{\Lambda}{3B}$. We need to show that

$$(35) \quad \mathbb{P}(X \geq t) \leq \exp(-3ct\Lambda)/3 = f(3t)/3 =: p_t.$$

Let $M = t\Lambda \geq A/3$ by (28). Since $\mathbb{E}e^{3D} < \infty$ by (3), we have

$$\mathbb{P}(D \geq M) \leq \mathbb{E}e^{3D} \exp(-3M) \leq \exp(-3ct\Lambda)/24 = p_t/8.$$

So, it suffices to assume that $D \leq M$. The next lemma allows to use truncation on X_i .

Lemma 5.7. *We have*

$$\mathbb{P}\left(\exists i \leq M : X_i \geq \frac{2\Lambda}{B}\right) \leq \exp(-3ct\Lambda)/24 = p_t/8.$$

Proof. Since the X_i have good tails, by the union bound, we have

$$\begin{aligned} \mathbb{P}\left(\exists i \leq M : X_i \geq \frac{2\Lambda}{B}\right) &\leq M2^{-q} \exp(-c\Lambda^2/B) \\ (36) \qquad \qquad \qquad &\leq \Lambda^2 2^{-q} \exp(-c\Lambda^2/B) \leq \frac{1}{24} \exp(-c\Lambda^2/B) \leq \exp(-3ct\Lambda)/24, \end{aligned}$$

where we used (28), (29) and $t \leq \frac{\Lambda}{3B}$. □

Lemma 5.7 allows us to get the tail bound for the sum of X_i as follows.

Lemma 5.8. *We have*

$$\mathbb{P}\left(\sum_{i=1}^M X_i \geq (\log 2)\Lambda\right) \leq \exp(-3ct\Lambda)/12 = p_t/4.$$

Proof. Let $X'_i = X_i \mathbf{1}_{X_i \leq \frac{2\Lambda}{B}}$. By Lemma 5.7, it suffices to show that

$$\mathbb{P}\left(\sum_{i=1}^M X'_i \geq (\log 2)\Lambda\right) \leq \exp(-ct\Lambda)/24.$$

Let $\xi_i = \Lambda X'_i \leq \frac{2\Lambda^2}{B}$ then

$$\begin{aligned} \mathbb{E}e^{c\xi_i/4} &= 1 + \frac{c}{4} \int_0^{\frac{2\Lambda^2}{B}} e^{cx/4} \mathbb{P}(\xi_i \geq x) dx \\ &\leq 1 + e + \frac{c}{4} \int_A^{\frac{2\Lambda^2}{B}} e^{cx/4} \mathbb{P}(\xi_i \geq x) dx \quad \text{since } cA \leq 4 \text{ by (28)} \\ &\leq 1 + e + \frac{c}{4} \int_A^{\frac{\Lambda^2}{B}} e^{-cx/2} dx + \frac{c}{4} \int_{\frac{\Lambda^2}{B}}^{\frac{2\Lambda^2}{B}} e^{cx/4} e^{-c\Lambda^2/B} dx \\ (37) \qquad \qquad \qquad &\leq 1 + e + 2 + 1 \leq e^2. \end{aligned}$$

And so

$$\mathbb{P}\left(\sum_{i=1}^M \xi_i \geq (\log 2)\Lambda^2\right) \leq e^{-c(\log 2)\Lambda^2/4} e^{2M} = \exp(2t\Lambda - c(\log 2)\Lambda^2/4) \leq \exp(-3ct\Lambda)/24,$$

where we used (28) to see that $2t\Lambda + 3ct\Lambda \leq \Lambda^2(2+c)/B \leq \frac{c(\log 2)\Lambda^2}{8}$. □

Combining the above lemmas, we get

$$\mathbb{P}(X \geq t) \leq p_t/2 + \mathbb{P}\left(\prod_{i=1}^M (1 + \lambda X_i) - 1 \geq t, \quad \sum_{i=1}^M X_i \leq (\log 2)\Lambda, \quad X_i \leq \frac{2\Lambda}{B} \text{ for all } i\right).$$

When $\sum_{i=1}^M X_i \leq (\log 2)\Lambda$, we have

$$(38) \qquad \qquad \qquad \prod_{i=1}^M (1 + \lambda X_i) \leq e^{\lambda \sum_{i=1}^M X_i} \leq 1 + 2\lambda \sum_{i=1}^M X_i,$$

where in the second inequality, we used that $e^s \leq 1 + 2s$ for all $0 \leq s \leq \log 2$.

Thus,

$$\mathbb{P}(X \geq t) \leq p_t/2 + \mathbb{P}\left(2\lambda \sum_{i=1}^M X_i \mathbf{1}_{X_i \leq \frac{2\Lambda}{B}} \geq t\right).$$

Let $\xi_i = \Lambda X_i \mathbf{1}_{X_i \leq \frac{2\Lambda}{B}}$ then as in (37),

$$\mathbb{E}e^{c\xi_i/4} \leq e^2.$$

and so for Λ sufficiently large,

$$\mathbb{P}\left(2 \sum_{i=1}^M X_i \mathbf{1}_{X_i \leq \frac{2\Lambda}{B}} \geq t\Lambda\right) \leq e^{-ct\Lambda^2/8} e^{2M} = \exp(2t\Lambda - ct\Lambda^2/8) \leq \exp(-3ct\Lambda)/6 = p_t/2.$$

This proves (35).

5.4.2. *Large t : $t > \frac{\Lambda}{3B}$.* We need to show that

$$(39) \quad \mathbb{P}(X \geq t) \leq f(3t)/3 = p(3t)^{-q}(\log(3eBt\lambda))^{-2}/3 =: p_t.$$

Firstly, we note that for every $r > 0$, by Markov's inequality and the assumption (3) on the exponent moment of μ ,

$$(40) \quad \mathbb{P}(D \geq r) \leq \mathbb{E}e^{3D} e^{-3r}.$$

Let $Y_i = \log(1 + \lambda X_i)$. Then $\log X \leq \sum_{i=1}^D Y_i$ and by the good tail of X_i ,

$$(41) \quad \mathbb{P}(Y_i \geq s) \leq \begin{cases} \exp(-c(e^s - 1)\Lambda^2) & \text{if } \log(1 + A\lambda^2) \leq s \leq \beta, \\ p\lambda^q(e^s - 1)^{-q} \log^{-2}(eB(e^s - 1)) & \text{if } s > \beta, \end{cases}$$

where $\beta = \log(1 + \frac{1}{B})$.

Let $d = \mathbb{E}D$, we get

$$(42) \quad \begin{aligned} \mathbb{P}(X \geq t) &= \mathbb{P}(\log X \geq \log t) \leq \mathbb{P}\left(\sum_{i=1}^D Y_i \geq \log t\right) \\ &\leq \mathbb{P}\left(\sum_{i=1}^{2d} Y_i \geq \log t\right) + \sum_{r=2d+1}^{\infty} \mathbb{P}\left(\sum_{i=1}^r Y_i \geq \log t, D = r\right). \end{aligned}$$

To handle $\mathbb{P}(\sum_{i=1}^r Y_i \geq \log t)$, we decompose the sum $\sum Y_i$ into subsums in which $Y_i \leq \beta$, and $Y > \beta$ and denote the probability that each subsum is large as follows

$$\begin{aligned} p_{1,h,s} &= \max_{1 \leq i_1 < \dots < i_h \leq r} \mathbb{P}\left(\sum_{j=1}^h Y_{i_j} \geq s, Y_{i_j} \leq \beta\right) \\ p_{2,h,s} &= \max_{1 \leq i_1 < \dots < i_h \leq r} \mathbb{P}\left(\sum_{j=1}^h Y_{i_j} \geq s, Y_{i_j} > \beta\right). \end{aligned}$$

Observe that if $\sum_{i=1}^r Y_i \geq \log t$ then by setting s to be the integer part of the first subsum, the second subsum must be at least $\log t - s - 1$. Thus,

$$(43) \quad \mathbb{P}\left(\sum_{i=1}^r Y_i \geq \log t\right) \leq \sum_{k=0}^r \binom{r}{k} \sum_{s \in \mathbb{N}, s \leq \log t} p_{1,k,s} p_{2,r-k, \log t - s - 1}.$$

In the next two lemmas, we bound these probabilities.

Lemma 5.9. *We have for every $k, s \in \mathbb{N}$,*

$$p_{1,k,s} \leq 8^k e^{-\frac{1}{2}c\Lambda^2 s}.$$

Proof. Let $Y'_i = Y_i \mathbf{1}_{Y_i \leq \beta}$. Then

$$\mathbb{P}\left(\sum_{i=1}^k Y_i \geq s, Y_i \leq \beta\right) \leq \mathbb{P}\left(\sum_{i=1}^k Y'_i \geq s\right).$$

For a positive number z , we have $e^{zY'_i} \leq 1 + e^{zY_i} \mathbf{1}_{Y_i \leq \beta} = 1 + (1 + \lambda X_i)^z \mathbf{1}_{X_i \leq \Lambda/B}$ and so

$$\begin{aligned} \mathbb{E}e^{zY'_i} &\leq 1 + (1 + A\lambda^2)^z + \lambda z \int_{A\lambda}^{\Lambda/B} (1 + \lambda t)^{z-1} \mathbb{P}(X_i \geq t) dt \\ &\leq 1 + (1 + A\lambda^2)^z + \lambda z \int_{A\lambda}^{\Lambda/B} (1 + \lambda t)^{z-1} e^{-ct\Lambda} dt \\ &\leq 1 + (1 + A\lambda^2)^z + \lambda z \int_{A\lambda}^{\Lambda/B} e^{-t(c\Lambda - \lambda(z-1))} dt. \end{aligned}$$

By choosing $z = \frac{1}{2}c\Lambda^2$, we get

$$\mathbb{E}e^{zY'_i} \leq 1 + (1 + A\lambda^2)^{c\Lambda^2/2} + \frac{1}{2}c\Lambda \int_{A\lambda}^{\infty} e^{-tc\Lambda/2} dt \leq 1 + 2e^{cA/2} \leq 8,$$

where we used $cA \leq 1$. Thus, by Markov's inequality,

$$\mathbb{P}\left(\sum_{i=1}^k Y'_i \geq s\right) \leq e^{-zs} \prod_{i=1}^k \mathbb{E}e^{zY'_i} \leq 8^k e^{-\frac{1}{2}c\Lambda^2 s}$$

giving the desired bound. □

Lemma 5.10. *For every $m \geq 1$ and $s' > 2\beta m$, we have*

$$p_{2,m,s'} \leq \left(\frac{8p2^q \lambda^q}{\beta^{2+q}}\right)^m e^{-q(s' - \beta m)} (s' - \beta m)^{-2}.$$

Proof. We have

$$\begin{aligned} \mathbb{P}\left(\sum_{i=1}^m Y_i \geq s', Y_i > \beta\right) &\leq \sum_{u \in \mathbb{N}^m: \sum_{i=1}^m u_i \geq (s'/\beta - m)} \prod_{i=1}^m \mathbb{P}(Y_i \in \beta(u_i, u_i + 1]) \\ &\leq \sum_u \prod_{i=1}^m \mathbb{P}(Y_i > \beta u_i), \end{aligned}$$

where the last sum runs over all m -tuples $(u_1, \dots, u_m) \in \mathbb{N}^m$ with $u_i \geq 1$ and $\sum u_i = s'/\beta - m$ (note that the condition $s' > 2\beta m$ implies that such a tuple exists). By (41) (with $s = \beta u_i \geq \beta$), we have

$$p_{2,m,s'} \leq p^m \lambda^{mq} \sum_u \prod_{i=1}^m (e^{\beta u_i} - 1)^{-q} \prod_{i=1}^m \log^{-2}(eB(e^{\beta u_i} - 1)).$$

We observe since $\beta \leq 1$ we have that for all $x \geq \beta$, we have $e^x - 1 \geq \frac{x}{x+1}e^x \geq \frac{\beta}{\beta+1}e^x \geq \frac{\beta}{2}e^x$. Thus,

$$\begin{aligned} p_{2,m,s'} &\leq p^m \lambda^{mq} \sum_u \prod_{i=1}^m \left(\frac{\beta}{2} e^{\beta u_i}\right)^{-q} \prod_{i=1}^m \log^{-2}(eB\beta e^{\beta u_i}/2) \\ &= p^m \lambda^{mq} \left(\frac{2}{\beta}\right)^{qm} \sum_u e^{-q\beta \sum_{i=1}^m u_i} \prod_{i=1}^m (\beta u_i + \tau)^{-2} \\ &\leq p^m \lambda^{mq} \left(\frac{2}{\beta}\right)^{qm} e^{-q(s'-\beta m)} \sum_u \prod_{i=1}^m (\beta u_i + \tau)^{-2}, \end{aligned}$$

where $\tau = \log(eB\beta/2) \geq \log(2e/5) > \beta$ as $B \geq 32$.

To handle the sum-product, we use the following observation that holds for all integer $w \geq 2$:

$$(44) \quad \begin{aligned} \sum_{v=1}^{w-1} (\tau + \beta v)^{-2} (\tau + \beta(w-v))^{-2} &\leq 2 \sum_{v=1}^{w/2} (\tau + \beta v)^{-2} (\tau + \beta w/2)^{-2} \\ &\leq \frac{8}{\beta^2 (2\tau + \beta w)^2} \sum_{v=1}^{\infty} \left(v + \frac{\tau}{\beta}\right)^{-2} \leq \frac{8}{\beta \tau (\tau + \beta w)^2}. \end{aligned}$$

By induction over m , we have that

$$\sum_u \prod_{i=1}^m (\beta u_i + \tau)^{-2} = \sum_{u_1 + \dots + u_m = s'/\beta - m} \prod_{i=1}^m (\beta u_i + \tau)^{-2} \leq \frac{8^m}{\beta^m \tau^m} (\tau + s' - \beta m)^{-2}.$$

Thus,

$$p_{2,m,s'} \leq \left(\frac{8p2^q \lambda^q}{\beta^q \beta \tau}\right)^m e^{-q(s'-\beta m)} (\tau + s' - \beta m)^{-2} \leq \left(\frac{8p2^q \lambda^q}{\beta^{q+2}}\right)^m e^{-q(s'-\beta m)} (s' - \beta m)^{-2}.$$

□

We now put everything together in (43). We control $\sum Y_i$ by a case analysis writing

$$S_1 = \{s \in \mathbb{N} : s > (\log t)/2\},$$

$$S_2 = S_{2,k,r} = \{s \in \mathbb{N} : s \leq (\log t)/2, s' \leq 2(r-k)\beta\},$$

and

$$S_3 = S_{3,k,r} = \{s \in \mathbb{N} : s \leq (\log t)/2, s' > 2(r-k)\beta\},$$

where $s' = \log t - s - 1$, and setting

$$\begin{aligned} \mathbb{P}\left(\sum_{i=1}^r Y_i \geq \log t\right) &\leq \sum_{k=0}^r \binom{r}{k} \sum_{s \in S_1} p_{1,k,s} + \sum_{k=0}^{r-1} \binom{r}{k} \sum_{s \in S_2} p_{2,r-k,s'} \\ &\quad + \sum_{k=0}^{r-1} \binom{r}{k} \sum_{s \in S_3} p_{1,k,s} p_{2,r-k,s'} =: T_1 + T_2 + T_3. \end{aligned}$$

Note that in the sums defining T_2 and T_3 , the index k is at most $r-1$ because otherwise s would have been $[\log t] > \log t/2$. By Lemma 5.9 and $t \geq \Lambda/(3B)$, we have

$$\begin{aligned} T_1 &\leq \sum_{k=0}^r \binom{r}{k} \sum_{s \in S_1} 8^k e^{-\frac{1}{2}c\Lambda^2 s} \leq 2^r 8^r e^{-\frac{1}{4}c\Lambda^2 \log t} \\ &\leq 16^r p(3t)^{-q} (\log(3eBt\lambda))^{-2} / (9\Lambda) = 16^r p_t / (3\Lambda). \end{aligned}$$

The contribution from S_2 is bounded by

$$\begin{aligned} T_2 &\leq \sum_{k=0}^{r-1} \binom{r}{k} \sum_{s \in S_2} \max_{1 \leq i_1 < \dots < i_{r-k} \leq r} \prod_{j=1}^{r-k} \mathbb{P}(Y_{i_j} > \beta) \\ &\leq \sum_{k=0}^{r-1} \binom{r}{k} \sum_{s \in S_2} (p\lambda^q B^q)^{r-k} \quad \text{by (41)}. \end{aligned}$$

We note that for $s \in S_2$,

$$2(r-k)\beta \geq s' = \log t - s - 1 \geq \log t/3.$$

So,

$$r-k \geq \frac{\log t}{6\beta} \geq \frac{\log t}{3}.$$

Hence,

$$T_2 \leq 2^r |S_2| (p\lambda^q B^q)^{\log t/3} \leq 2^r (\log t) (p\lambda^q B^q)^{\log t/3} \leq 16^r p_t / (3\Lambda).$$

By Lemma 5.10, we obtain

$$T_3 \leq t^{-q} e^q \sum_{k=0}^{r-1} \binom{r}{k} 8^k \left(\frac{8p2^q \lambda^q e^{q\beta}}{\beta^{q+2}} \right)^{r-k} \sum_{s \in S_3} e^{-\frac{1}{4}c\Lambda^2 s} (s' - \beta(r-k))^{-2},$$

where we used $q \leq \frac{1}{4}c\Lambda^2$ to get $e^{-\frac{1}{4}c\Lambda^2 s} e^{-qs'} \leq e^{-q(s+s')} = t^{-q} e^q$. By the definition of S_3 , we have $s \leq \log t/2$ and so $s' \geq \log t/3$. Since $s' \geq 2(r-k)\beta$, we have $s' - (r-k)\beta \geq s'/2 \geq \log t/6$. Thus, $(s' - \beta(r-k))^{-2} \leq 36(\log(3eBt\lambda))^{-2}$. So

$$\begin{aligned} T_3 &\leq 36t^{-q} (\log(3eBt\lambda))^{-2} e^q \sum_{k=0}^{r-1} \binom{r}{k} 8^k \left(\frac{8p2^q \lambda^q e^{q\beta}}{\beta^{q+2}} \right)^{r-k} \sum_{s=0}^{\infty} e^{-\frac{1}{4}c\Lambda^2 s} \\ &\leq 72t^{-q} (\log(3eBt\lambda))^{-2} e^q 16^r \left(\frac{8p2^q \lambda^q e^{q\beta}}{\beta^{q+2}} \right) \leq 16^r p_t / (3\Lambda), \end{aligned}$$

where in the second inequality, we used that $\frac{8p2^q \lambda^q e^{q\beta}}{\beta^{q+2}} \leq 1$. So, in total,

$$\mathbb{P}\left(\sum_{i=1}^r Y_i \geq \log t\right) \leq 16^r p_t / \Lambda.$$

Combining this with (40) and (42), we obtain

$$\frac{\mathbb{P}(X \geq t)}{p_t} \leq \frac{16^{2d}}{\Lambda} + \sum_{r=2d+1}^{\infty} \mathbb{E}e^{3D} e^{-3r} \frac{16^r}{\Lambda} \leq 1$$

for sufficiently small λ . This completes the proof of Proposition 5.5.

5.5. Tail bounds for the excursion time and the total infections at the leaves. Having proved the recursive Proposition 5.5, we are now ready to deduce tail estimates for $S(\mathcal{T}_{\leq l})$ and $M(\mathcal{T}_{\leq l})$ where $\mathcal{T} \sim \mathbf{GW}(\mu)$.

5.5.1. *Tail bounds for the excursion time.*

Lemma 5.11. *Let $l \geq 0$ be an integer. Let $\mathcal{T} \sim \mathbf{GW}(\mu)$ and $S(\mathcal{T}_{\leq l})$ be the expected survival time on the truncated tree $\mathcal{T}_{\leq l}$. Then $w(\mathcal{T}_{\leq l})S(\mathcal{T}_{\leq l})$ has a good tail where $w(\mathcal{T}_{\leq l})$ is the weight defined in (15).*

Proof. We prove the lemma by induction on l . The case that $l = 0$ is trivial because $w(\mathcal{T}_{\leq l})S(\mathcal{T}_{\leq l}) = \frac{\lambda}{1+\lambda}$. Assume that we have the statement for $l - 1$. Let $X = w(\mathcal{T}_{\leq l})S(\mathcal{T}_{\leq l})$ and $X_i = w(\mathcal{T}_i)S(\mathcal{T}_i)$ where \mathcal{T}_i is the subtree of $\mathcal{T}_{\leq l}$ containing the i -th child of the root of $\mathcal{T}_{\leq l}$ and its successors. By Lemma 5.1, we have

$$X \leq \frac{-1}{(1 + \lambda(D + 1))^2} + \prod_{i=1}^D (1 + \lambda X_i) \leq X_a + \prod_{i=1}^D (1 + \lambda X_i) - 1,$$

where $X_a = 2\lambda(D + 1) + \left[\frac{\lambda(D+1)}{1+\lambda(D+1)} \right]^2$ contains the constant part.

By the induction hypothesis, X_i has a good tail for all i . Thus, by Proposition 5.5, $\prod_{i=1}^D (1 + \lambda X_i) - 1$ has a strong tail. Since $\mathbb{E}e^{9D} < \infty$ by (3), one can see that both $2\lambda(D + 1)$ and $\left[\frac{\lambda(D+1)}{1+\lambda(D+1)} \right]^2$ have strong tails. Thus, the sum of those three has a good tail; so does X . This completes the proof of the lemma. \square

5.5.2. *Tail bounds for the total infections at the leaves.*

Lemma 5.12. *Let $l \geq 0$ be an integer. Let $\mathcal{T} \sim \mathbf{GW}(\mu)$ and $M_l(\mathcal{T}_{\leq l})$ be the expected total infections at depth- l leaves on $\mathcal{T}_{\leq l}$. Then $(1.5)^l w(\mathcal{T}_{\leq l})M_l(\mathcal{T}_{\leq l})$ has a good tail.*

Proof of Lemma 5.12. Let

$$W(\mathcal{T}_{\leq l}) = \max \left\{ (1.5)^l w(\mathcal{T}_{\leq l})M_l(\mathcal{T}_{\leq l}), w(\mathcal{T}_{\leq l})S(\mathcal{T}_{\leq l}) \right\}.$$

We shall prove by induction that $W(\mathcal{T}_{\leq l})$ has a good tail. This will imply that $(1.5)^l w(\mathcal{T})M_{\leq l}(\mathcal{T}_{\leq l})$ also has a good tail. For $l = 0$, we have $W(\mathcal{T}_{\leq 0}) = \frac{\lambda}{1+\lambda}$ which trivially has a good tail. Assume that the statement holds for $l - 1$.

Using the same notations as in the proof of Lemma 5.11, we have

$$w(\mathcal{T}_{\leq l})S(\mathcal{T}_{\leq l}) \leq X_a + \prod_{i=1}^D (1 + \lambda w(\mathcal{T}_i)S(\mathcal{T}_i)) - 1 \leq X_a + \prod_{i=1}^D (1 + 2\lambda W^{l-1}(\mathcal{T}_i)) - 1,$$

where we noted that \mathcal{T}_i , being the subtree of $\mathcal{T}_{\leq l}$, is the same as $(\mathcal{T}_i)_{\leq l-1}$. By Lemma 5.3,

$$\begin{aligned} (1.5)^l w(\mathcal{T}_{\leq l})M(\mathcal{T}_{\leq l}) &\leq 1.5\lambda \sum_{i=1}^D W^{l-1}(\mathcal{T}_i) \prod_{\substack{1 \leq j \leq D \\ j \neq i}} (1 + \lambda W^{l-1}(\mathcal{T}_j)) \\ &\leq \frac{3}{2} \left[\prod_{i=1}^D (1 + 2\lambda W^{l-1}(\mathcal{T}_i)) - 1 \right]. \end{aligned}$$

Thus,

$$W(\mathcal{T}_{\leq l}) \leq X_a + \frac{3}{2} \left[\prod_{i=1}^D (1 + 2\lambda W^{l-1}(\mathcal{T}_i)) - 1 \right].$$

By induction hypothesis, $W^{l-1}(\mathcal{T}_i)$ has a good tail for all i . By Proposition 5.5, $\prod_{i=1}^D (1 + 2\lambda W^{l-1}(\mathcal{T}_i)) - 1$ has a strong tail. Moreover, X_a also has a strong tail. So, for all $t \geq A\lambda$,

$$\mathbb{P}(W(\mathcal{T}_{\leq l}) \geq t) \leq \mathbb{P}\left(\prod_{i=1}^D (1 + 2\lambda W^{l-1}(\mathcal{T}_i)) - 1 \geq \frac{t}{3}\right) + \mathbb{P}(X_a \geq \frac{t}{3}) \leq 2f(t)/3 \leq f(t).$$

Thus, $W(\mathcal{T}_{\leq l})$ also has a good tail. \square

6. PROOF OF THEOREM 1.3: UPPER BOUND FOR SURVIVAL TIME ON GRAPHS

As mentioned in Lemma 2.3, the local neighborhood of a vertex in $G_n \sim \mathcal{G}(n, \mu)$ is asymptotically a truncated GW tree. In Section 5, we have derived upper bounds for the expected survival time and number of infections at the leaves on truncated GW trees. To pass this result to the actual local neighborhoods, we show in Section 6.1 that all local neighborhoods of G_n are contained in the so-called edge-added Galton-Watson trees (**EGW**) which consist of truncated GW trees and cycles (**GWC**). We then derive similar upper bounds for the expected survival time and number of infections at the leaves on **GWC** in Section 6.2 and on **EGW** in Section 6.3. The derivation of these bounds are similar (though slightly more complicated) to the bounds for GW trees that we have done in Section 5. We will combine all of these ingredients and finish the proof of Theorem 1.3 in Section 6.4.

6.1. Coupling the local neighborhood of G_n . In this section, we follow [2, 28] and show the coupling between random graphs and variants of GW trees. We utilize the notion of *augmented distributions*, which allows us to stochastically dominate $N(v, l)$ by a larger geometry.

Definition 6.1 (Definition 4.2, [2]). (*Augmented distribution*) Let $\varepsilon \in (0, 1)$ and $\mu \equiv \{p_k\}_{k \in \mathbb{N}}$ be a probability measure on \mathbb{N} such that $\mathbb{E}_{D \sim \mu} e^{cD} < \infty$ for some $c > 0$. Let

$$k_0 := \max\{k : \sum_{j \geq k} j \sqrt{p_j} \geq \varepsilon/10\} < \infty \quad \text{and} \quad k_{\max} := \sup\{k : p_k > 0\} \in \mathbb{N} \cup \{\infty\}.$$

If $k_0 < k_{\max}$, we define the augmented distribution μ^\sharp of μ by

$$\mu^\sharp(k) := \frac{1}{Z} \begin{cases} p_k/2 & \text{if } k \leq k_0; \\ \sqrt{p_k} & \text{if } k > k_0, \end{cases}$$

where $Z = \sum_{k \leq k_0} p_k/2 + \sum_{k > k_0} \sqrt{p_k}$ is the normalizing constant. When $k_0 = k_{\max}$, we set

$$\mu^\sharp(k) := \frac{1}{Z} \begin{cases} p_k/2 & \text{if } k < k_0; \\ \sqrt{p_k} & \text{if } k = k_0, \end{cases}$$

for the normalizing constant $Z = \sum_{k < k_0} p_k/2 + \sqrt{p_{k_0}}$.

Here are some basic properties of augmented distributions.

Lemma 6.2 (Lemma 4.3, [2]). Let μ be a probability distribution on \mathbb{N} .

- (1) If μ has an exponential tail, then so does μ^\sharp . More specifically, if $\mathbb{E}_{D \sim \mu} e^{3cD} < \infty$ then $\mathbb{E}_{D \sim \mu^\sharp} e^{cD} < \infty$.
- (2) Let D_1, \dots, D_n be n independent samples of μ . For a subset $\Delta \subset [n]$, let $\{p_k^\Delta\}_k$ denote the empirical distribution of $\{D_i\}_{i \in [n] \setminus \Delta}$. With high probability over the choice of D_i 's, $\{p_k^\Delta\}_k$ is stochastically dominated by μ^\sharp , for any $\Delta \in [n]$ with $|\Delta| \leq n/3$.

Remark 6.3. The i.i.d. D_i in Lemma 6.2 can be viewed as a degree sequence of $G_n \sim \mathcal{G}(n, \mu)$. Consider the exploration procedure starting from a single fixed vertex v , which, at each step, reveals a vertex adjacent to the current explored neighborhood and the half-edges incident to the new vertex. Then the second statement says that when the exploration process revealed $N \leq n/3$ vertices inside the local neighborhood of v , the empirical degree distribution of the $n - N$ unexplored vertices is stochastically dominated by μ^\sharp , with high probability.

Using the above properties of augmented distributions, we develop a coupling argument to dominate $N(v, L) \subset G_n$ where $G_n \sim \mathcal{G}(n, \mu)$ by a Galton-Watson type branching process. To this end, we first take account of the effect of emerging cycles in $N(v, L)$.

For a constant $\gamma > 0$, let $\mathcal{A}(\gamma)$ be the event that $N(v, \gamma \log n)$ in G_n contains at most one cycle for all $v \in G_n$. The following lemma shows that we typically have $\mathcal{A}(\gamma)$ for some constant γ .

Lemma 6.4 (Lemma 4.5, [2]). *There exists $\gamma = \gamma(\mu) > 0$ such that for $G_n \sim \mathcal{G}(n, \mu)$,*

$$\mathbb{P}(G \in \mathcal{A}(\gamma)) = 1 - o(1).$$

We now define the three variants of GW trees that will be used. We use the definitions from [28, Section 6.1].

Definition 6.5 (GWC¹). *Let ξ be a positive, integer-valued random variable, and let $m, l \geq 1$ be nonnegative integers. Then, $\mathcal{H}^{m,l} \sim \mathbf{GWC}^1(\xi, m)_{\leq l}$, the Galton-Watson-on-cycle process of type one (in short, **GWC¹-process**), is generated according to the following procedure:*

1. Consider a length- m cycle $C = v_1 v_2 \dots v_m v_1$.
2. At each v_j for $j = 1, \dots, m$, attach $\mathcal{T}_j \sim$ i.i.d. $\mathbf{GW}(\xi)_{\leq l}$ by setting v_j as its root.

We designate vertex v_1 as the root of $\mathcal{H}^{m,l}$ and denote $\rho = v_1$. Note that $m = 1$ corresponds to the usual Galton-Watson trees.

Next, we introduce the Galton-Watson-on-cycle process of type two (in short, **GWC²-process**), which can be thought as a certain subgraph of **GWC¹-processes**.

Definition 6.6 (GWC²). *Let ξ be a positive, integer-valued random variable, and let $m, l \geq 1$ be integers. Then, $\mathcal{H}^{m,l} \sim \mathbf{GWC}^2(\xi, m)_{\leq l}$, the Galton-Watson-on-cycle process of type two (in short, **GWC²-process**), is generated according to the following procedure:*

1. Consider a length- m cycle $C = v_1 v_2 \dots v_m v_1$.
2. At each v_j , $j \in \{2, \dots, m\}$, attach $\mathcal{T}_j \sim$ i.i.d. $\mathbf{GW}(\xi)_{\leq l}$ by setting v_j as its root. At v_1 , we do nothing.

We designate vertex v_1 as the root of $\mathcal{H}^{m,l}$ and denote $\rho = v_1$.

We now introduce the Galton-Watson type process which will be coupled with the local neighborhoods of G_n .

Definition 6.7 (EGW). *Let l, L, m be positive integers with $m \geq 2$ and $l \leq L$, and let ξ be a probability distribution on \mathbb{N} . We define $\mathbf{EGW}(\xi; l, m)_{\leq L}$, the edge-added Galton-Watson process (in short, **EGW**-process) as follows:*

- (1) *Generate a $\mathbf{GW}(\xi)_{\leq L}$ tree, conditioned on survival until depth l .*
- (2) *At each vertex u at depth l , add an independent $\mathbf{GWC}^2(\xi, m)_{\leq L-l}$ process (see Definition 6.6) rooted at u . Here we preserve the existing subtrees at u which comes from $\mathbf{GW}(\xi)_{\leq L}$ tree from the above step.*

*Let ξ' be another probability measure on \mathbb{N} . Then $\mathbf{EGW}(\xi, \xi'; l, m)_{\leq L}$ denotes the **EGW**-process where the root has degree distribution ξ , and all the descendants have ξ' . And in the second step of the definition, we add $\mathbf{GWC}^2(\xi'; m)_{\leq L-l}$ instead.*

The next step is to show that the local neighborhood $N(v, L)$ is dominated by a combined law of the above graphs. In what follows, for two probability measures ν_1 and ν_2 on graphs, we say ν_1 *stochastically dominates* ν_2 and write $\nu_1 \geq_{st} \nu_2$ if there exists a coupling between $S_1 \sim \nu_1$ and $S_2 \sim \nu_2$ such that $S_2 \subset S_1$ in terms of isomorphic embeddings of graphs, i.e., there exists an injective graph homomorphism from S_2 into S_1 .

Fix a vertex $v \in G_n$, and consider its local neighborhood $N(v, \gamma \log n)$ with γ as in Lemma 6.4. Let $\mathcal{A} = \mathcal{A}(\gamma)$ be the event in the same lemma. For each l, s with $s \geq 2$, we define the event $\mathcal{B}_{l,s}$ to be the intersection of \mathcal{A} and the event that $N(v, \gamma \log n)$ forms a cycle of length s at distance l from v .

For the given degree distribution μ , let $\tilde{\mu}$ be its size-biased distribution (see (4) for its definition), and $\tilde{\mu}' := \tilde{\mu}_{[1, \infty)}$ denote the distribution $\tilde{\mu}$ conditioned on being in the interval $[1, \infty)$. Let μ^\sharp and $\tilde{\mu}^\sharp$ be the augmented distributions of μ and $\tilde{\mu}'$, respectively. Further, let $\eta, \eta_{l,s}$ and η_0 denote the probability measures on rooted graphs describing the laws of $N(v, \gamma \log n)$, $\mathbf{EGW}(\mu^\sharp, \tilde{\mu}^\sharp; l, s)_{\leq \gamma \log n}$ and $\mathbf{GW}(\mu^\sharp, \tilde{\mu}^\sharp)_{\leq \gamma \log n}$, respectively.

Lemma 6.8 (The coupling, Lemma 4.8, [2]). *Under the above setting, we have the following stochastic domination:*

$$\eta \mathbf{1}_{\mathcal{A}} \leq_{st} \sum_{l, s: s \geq 2} b_{s,l} \eta_{s,l} + b_0 \eta_0,$$

where $b_{l,s} = \mathbb{P}(\mathcal{B}_{l,s})$, $b_0 = 1 - \sum_{l,s} b_{s,l}$.

6.2. Recursive analysis for unicyclic graphs \mathbf{GWC}^1 and \mathbf{GWC}^2 . In this section, we derive results similar to Section 5 for \mathbf{GWC}^1 and \mathbf{GWC}^2 . Let us start with the definitions of survival time and number of infection at the leaves, first for \mathbf{GWC}^1 in Definition 6.9 and then for \mathbf{GWC}^2 in Definition 6.10.

Definition 6.9 (Root-added contact process on \mathbf{GWC}^1 -processes). *Let $m, l \geq 1$ be integers, and H be a graph that consists of a length- m cycle $C = v_1 v_2 \dots v_m v_1$ and the trees T_1, \dots, T_m rooted at v_1, \dots, v_m , respectively. Consider the root-added starred contact process (X_t) on H which is the starred contact process on the graph $H \cup v_1^+$ with the permanently infected parent v_1^+ having a single connection with v_1 . The vertex v_1 is initially at state 1^* .*

1. Let $\mathbf{S}(H)$ be the excursion time which is the first time when H returns to the all-healthy state. $S(H) = \mathbb{E}_{\text{CP}} \mathbf{S}(H)$ denotes the expected excursion time.
3. Let $\mathcal{L}_j = \{v \in T_j : \text{dist}(v, v_j) = l\}$. For $v \in \mathcal{L}_j$ for some j , we define the total infections at v by

$$\mathbf{M}_{l,v}(H) := |\{s \in [0, \mathbf{S}(H)] : X_s(v) = 1^* \text{ and } X_{s-}(v) = 0\}|.$$

Then, the total infections at depth- l leaves and its expectation are given as

$$\mathbf{M}_l(H) := \sum_{j=1}^m \sum_{v \in \mathcal{L}_j} \mathbf{M}_{l,v}(H), \quad \text{and} \quad M_l(H) := \mathbb{E}_{\text{CP}} \mathbf{M}_l(H).$$

Definition 6.10 (Root-added contact process on \mathbf{GWC}^2 -processes). For $\dot{\mathcal{H}}^{m,l} \sim \mathbf{GWC}^2(\xi, m)_{\leq l}$, we define the root-added (starred) contact process on $\dot{\mathcal{H}}^{m,l}$ without adding a new parent to the root. Instead, we fix the root $\rho = v_1$ to be permanently infected. Assume that v_2 is initially at state 1^* . Then, we define $S_2(\dot{\mathcal{H}}^{m,l})$, $M_{l,2}(\dot{\mathcal{H}}^{m,l})$ to be the expected excursion time and the expected total number of infections at depth- l leaves as in Definition 6.9. If v_m is initially at state 1^* instead, the corresponding identities are denoted by $S_m(\dot{\mathcal{H}}^{m,l})$, $M_{l,m}(\dot{\mathcal{H}}^{m,l})$.

We also write

$$S(\dot{\mathcal{H}}^{m,l}) = \frac{1}{w(\dot{\mathcal{H}}^{m,l})} \left(w_2(\dot{\mathcal{H}}^{m,l}) S_2(\dot{\mathcal{H}}^{m,l}) + w_m(\dot{\mathcal{H}}^{m,l}) S_m(\dot{\mathcal{H}}^{m,l}) \right),$$

and

$$M_l(\dot{\mathcal{H}}^{m,l}) = \frac{1}{w(\dot{\mathcal{H}}^{m,l})} \left(w_2(\dot{\mathcal{H}}^{m,l}) M_{l,2}(\dot{\mathcal{H}}^{m,l}) + w_m(\dot{\mathcal{H}}^{m,l}) M_{l,m}(\dot{\mathcal{H}}^{m,l}) \right),$$

where we define the weights to be

(45)

$$w_2(\dot{\mathcal{H}}^{m,l}) = \frac{\lambda(D_2 + 2)}{1 + \lambda(D_2 + 2)}, \quad w_m(\dot{\mathcal{H}}^{m,l}) = \frac{\lambda(D_m + 2)}{1 + \lambda(D_m + 2)}, \quad w(\dot{\mathcal{H}}^{m,l}) = w_2(\dot{\mathcal{H}}^{m,l}) + w_m(\dot{\mathcal{H}}^{m,l}),$$

with D_j being the number of children of v_j in \mathcal{T}_j .

The goal of this section is to establish the following analog of Lemmas 5.11 and 5.12.

Lemma 6.11. Assume that $\mathbb{E}e^{3\xi} < \infty$. Let $m, l \geq 1$ be integers and $\mathcal{H}^{m,l} \sim \mathbf{GWC}^1(\xi, m)_{\leq l}$ and $\dot{\mathcal{H}}^{m,l} \sim \mathbf{GWC}^2(\xi, m)_{\leq l}$. The following random variables have good tails:

$$w(\mathcal{H}^{m,l}) S(\mathcal{H}^{m,l}), \quad w(\dot{\mathcal{H}}^{m,l}) S(\dot{\mathcal{H}}^{m,l}), \quad (1.5)^l w(\mathcal{H}^{m,l}) M_l(\mathcal{H}^{m,l}) \quad \text{and} \quad (1.5)^{l-1} w(\dot{\mathcal{H}}^{m,l}) M_l(\dot{\mathcal{H}}^{m,l}),$$

where the constants A, B, c in the definition of goodness (Definition 5.4) are any constants satisfying (28) with ξ in place of D and where

$$w(\mathcal{H}^{m,l}) = \frac{\lambda(D_1 + 3)}{1 + \lambda(D_1 + 3)}.$$

Though the proof of Lemma 6.11 is technically more complicated, the idea is similar to the derivation of Lemmas 5.11 and 5.12. Therefore, we defer its proof to Appendix A.

6.3. Recursive analysis for EGW. We now prove similar results for **EGW**-processes. We start with the definitions of survival time and total number of infections.

Definition 6.12 (Excursion time and total infections at leaves for **EGW**). *Let h, l, m be nonnegative integers with $m \geq 2$, ν, ν' be probability measures on \mathbb{N} , and $\mathcal{H} \sim \mathbf{EGW}(\nu, \nu'; h, m)_{\leq l}$. We connect a permanently infected parent ρ^+ to the root ρ of \mathcal{H} . Consider the root-added starred contact process (X_t) on \mathcal{H} with ρ^+ always infected and ρ initially at 1^* .*

- The excursion time $\mathbf{S}(\mathcal{H})$ is the first time when (X_t) becomes all-healthy on \mathcal{H} , and $S(\mathcal{H}) = \mathbb{E}_{\text{CP}} \mathbf{S}(\mathcal{H})$ denotes the expected excursion time on \mathcal{H} .
- Let \mathcal{L} be the collection of bottom leaves of \mathcal{H} , that is, denoting $\{C_j\}$ to be the length- m cycles in \mathcal{H} ,

$$\mathcal{L} = \{v \in \mathcal{H} : \text{dist}(v, \rho) \geq l \text{ and } \text{dist}(v, C_j) \geq l - h \text{ for all } j\}.$$

- Let $v \in \mathcal{L}$ and denote the total infections at v by

$$\mathbf{M}_{l,v}(\mathcal{H}) := |\{s \in [0, \mathbf{S}(\mathcal{H})] : X_s(v) = 1^* \text{ and } X_{s-}(v) = 0\}|.$$

Then, we set the total infections at depth- l leaves as

$$\mathbf{M}_l(\mathcal{H}) := \sum_{v \in \mathcal{L}} \mathbf{M}_{l,v}(\mathcal{H}).$$

- We also let $M_l(\mathcal{H}) := \mathbb{E}_{\text{CP}} \mathbf{M}_l(\mathcal{H})$ be the expected total infections at leaves.

For an **EGW**-process \mathcal{H} , the tails of $S(\mathcal{H})$ and $M_l(\mathcal{H})$ are good, up to appropriate rescales.

Proposition 6.13. *Let μ be a probability measure satisfying the hypothesis of Theorem 1.3. Let m, l, h be nonnegative integers such that $m \geq 2$ and $l \geq h + 1$. Let $\mathcal{H} \sim \mathbf{EGW}(\mu^\sharp, \tilde{\mu}^\sharp; h, m)_{\leq l}$. Then, it holds that $w(\mathcal{H})S(\mathcal{H})$ and $1.5^l w(\mathcal{H})M_l(\mathcal{H})$ have good tails where $w(\mathcal{H}) = \frac{\lambda(D+1)}{1+\lambda(D+1)}$ and D is the number of children of the root.*

Proof. Let $\mathcal{H}' \sim \mathbf{EGW}(\tilde{\mu}^\sharp; h, m)_{\leq l}$. We shall establish the same conclusion for both \mathcal{H} and \mathcal{H}' by an induction on h . When $h = 0$, since $\mathcal{H}' \sim \mathbf{GWC}^1(\tilde{\mu}^\sharp, m)_{\leq l}$ and $\mathcal{H} \sim \mathbf{GWC}^1(\mu^\sharp, \tilde{\mu}^\sharp, m)_{\leq l}$, the **GWC**¹-process in which only the root of the Galton-Watson tree has offspring μ^\sharp and all others have offspring $\tilde{\mu}^\sharp$. Therefore, Lemma 6.11 gives the desired statement for both $\mathbf{EGW}(\tilde{\mu}^\sharp; 0, m)_{\leq l}$ and $\mathbf{EGW}(\mu^\sharp, \tilde{\mu}^\sharp; 0, m)_{\leq l}$ for all $m \geq 2$, $l \geq 0$.

Suppose that we have the statement for $\mathcal{H}' \sim \mathbf{EGW}(\tilde{\mu}^\sharp; h, m)_{\leq l}$ with $m \geq 2$, $h \geq 0$ and $l \geq h + 1$. Let ρ_1 be the root of $\mathcal{H}_1 \sim \mathbf{EGW}(\tilde{\mu}^\sharp; h + 1, m)_{\leq l}$ and $D_1 \sim \tilde{\mu}^\sharp$ be its degree. Then the subgraphs $H_1^1, \dots, H_{D_1}^1$ rooted at each child of ρ_1 are i.i.d. $\mathbf{EGW}(\tilde{\mu}^\sharp; h, m)_{\leq l-1}$, and hence, by the induction hypothesis, the desired tail statement holds for $H_1^1, \dots, H_{D_1}^1$. The argument in proving Lemma 5.1 applies verbatim to prove the same recursive bound with $S(\mathcal{H}_1)$ playing the role of $S(T)$ and the $S(H_1^1), \dots, S(H_{D_1}^1)$ playing the role of the $S(T_i)$. Likewise, Lemma 5.3 applies to get a recursive bound for $M_l(\mathcal{H}_1)$ in terms of $M_{l-1}(H_1^1), \dots, M_{l-1}(H_{D_1}^1)$ and $S(H_1^1), \dots, S(H_{D_1}^1)$.

This allows us to apply Proposition 5.5, using an argument identical to that in the proof of Lemmas 5.11 and 5.12, to conclude that \mathcal{H}_1 satisfies the tail statement.

The result for $\mathcal{H}_2 \sim \mathbf{EGW}(\mu^\sharp, \tilde{\mu}^\sharp; h + 1, m)_{\leq l}$ follows similarly as \mathcal{H}_2 has subgraphs $H_1^2, \dots, H_{D_2}^2 \sim$ i.i.d. $\mathbf{EGW}(\tilde{\mu}^\sharp; h, m)_{\leq l-1}$ with $D_2 \sim \mu^\sharp$. We note that by Condition 3 and the first part of Lemma

6.2, μ^\sharp and $\tilde{\mu}^\sharp$ satisfy the hypothesis of Proposition 5.5 which allows the above arguments to go through. \square

6.4. Finishing the proof of Theorem 1.3. We are now ready to finish the proof of Theorem 1.3. It suffices to show that with high probability on the randomness of G_n , for all vertices $v \in V(G_n)$, with probability at least $1 - o(\frac{1}{n})$, the starred contact process $(X_t^{(v)})$ with v being strongly infected initially dies out before time $n^{C\lambda^2 \log(\lambda^{-1})}$. We then take the union bound over all $v \in V(G_n)$ and note that by using the graphical representation, the survival time of the contact process starting with all vertices infected is the maximum of the survival times of the individual $(X_t^{(v)})$ to obtain the statement of the theorem (we also use (13) to go from the starred contact process to the original contact process).

6.4.1. *Handling individual local pieces.* Recall the definition of q in (29) as

$$q = \frac{c}{16\lambda^2 \log(\lambda^{-1})}.$$

Let $\delta = \frac{10}{q}$, $r = \delta \log n$. We note that for λ sufficiently small (depending on μ), δ is also sufficiently small. In particular, we assume λ is small enough so that $\delta \leq \gamma/100$, the constant appearing in Lemma 6.4. By this lemma, with high probability, $N(v, r)$ contains at most one cycle for all $v \in V(G_n)$. For each v , consider the local neighborhood B_v of v as follows.

- $B_v := N(v, r)$, if $N(v, r)$ is a tree.
- If $N(v, r)$ contains the unique cycle C_v at distance h from v , then

$$B_v := N(v, r) \cup \left[\bigcup_{u \in C_v} N(u, r - h) \right].$$

We define B_v^+ the same way except replacing r with $10r$. With this definition, $B_v \subset B_u^+$ for all $u \in B_v$. We first provide a bound on the size of B_v^+ .

Lemma 6.14. *With high probability, for all v , it holds that*

$$|B_v^+| \leq n^{C\delta}/2,$$

where C is some constant depending on μ .

For the rest of this section, we assume (wlog) that $C > 2$. To prove the lemma, we follow [22, Theorem 2.3] and will show the following in Appendix 8.

Lemma 6.15. *Let $\mathcal{T} \sim \mathbf{GW}(\mu, \tilde{\mu})$ where μ has an exponential tail $\mathbb{E}_{N \sim \mu} e^{cN} < \infty$ for some $c > 0$. Then there exists $t > 0$ such that*

$$(46) \quad \sup_s \mathbb{E} \exp(tZ_s \tilde{d}^{-s}) < \infty,$$

where $\tilde{d} = \mathbb{E}_{D \sim \tilde{\mu}} D$ and Z_s is the number of vertices at level s of \mathcal{T} .

Proof of Lemma 6.14. We recall the notion of augmented distributions μ^\sharp and $\tilde{\mu}^\sharp$ before the statement of Lemma 6.8. For any vertex v , we explore its local neighborhood where at each step, we reveal a vertex adjacent to the current explored neighborhood and the half-edges incident to the new vertex. The second part of Lemma 6.2 states that when the exploration process revealed

$N \leq n/3$ vertices inside the local neighborhood of v , the empirical degree distribution of the $n - N$ unexplored vertices is stochastically dominated by μ^\sharp , with high probability. Therefore, $|B_v^+|$ is stochastically dominated by the number of vertices in $\mathcal{T}_{\leq 20r}$ where $\mathcal{T} \sim \mathbf{GW}(\mu^\sharp, \tilde{\mu}^\sharp)$ as long as the latter has less than $n/3$ vertices. By the first part of Lemma 6.2, the measure μ^\sharp has an exponential tail. Hence, applying Lemma 6.15 to this distribution together with Markov's inequality, with probability $1 - O(\log n \cdot n^{-C})$ for all $0 \leq s \leq 20r$,

$$Z_s \leq t^{-1} C \tilde{d}^s \log n.$$

On this event,

$$|B_v^+| \leq \sum_{s=1}^{20r} Z_s \leq t^{-1} C (\log n)^2 \cdot n^{20\delta \log \tilde{d}} \leq n^{C\delta}/2.$$

Taking the union bound over v , we obtain the result. \square

For the contact process $(X_t^{(v)})$ on G_n and for $A \subset V(G_n)$, let $(X_A^{(v)}(t))$ be the contact process restricted on A , that is we only use the recovery and infection clocks inside A . Let S_v be the expected survival time of the contact process $(X_{B_v^+}^{(v)}(t))$. Under $(X_{B_v}^{(v)}(t))$, let M_v be the expected total infections at the leaves $\mathcal{L}(B_v)$ which is defined by

$$(47) \quad \mathcal{L}(B_v) := \begin{cases} \{u \in B_v : \text{dist}(u, v) = r\} & \text{if } B_v \text{ is a tree,} \\ \{u \in B_v : \text{dist}(u, v) \geq r \text{ and } \text{dist}(u, C_v) \geq r - h\} & \text{if } C_v \text{ exists,} \end{cases}$$

where C_v is the unique cycle (if exists) in $N(v, r)$ and $h = \text{dist}(v, C_v)$. Note that this definition is consistent with the definition of leaves of **EGW**-processes.

Lemma 6.16. *We have that*

$$(48) \quad \mathbb{P} \left[\max_{v \in V(G_n)} S_v \leq n^\delta, \max_{v \in V(G_n)} M_v \leq \frac{1}{\log n} \right] \geq 1 - o(1).$$

Proof. Fix $v \in V(G_n)$. By Lemma 6.8, B_v and B_v^+ are dominated by **EGW** $(\mu^\sharp, \tilde{\mu}^\sharp; l, s)_{\leq \delta \log n}$ and **GW** $(\mu^\sharp, \tilde{\mu}^\sharp)_{\leq \delta \log n}$. By Proposition 6.13, it holds that $\frac{\lambda(D+1)}{1+\lambda(D+1)} S_v$ and $1.5^{\delta \log n} \frac{\lambda(D+1)}{1+\lambda(D+1)} M_v$ have good tails where $D = \deg_{G_n}(v) \sim \mu$. Thus,

$$\mathbb{P}_{\text{RG}}(S_v > n^\delta) \leq \mathbb{P}_{\text{RG}} \left(\frac{\lambda(D+1)}{1+\lambda(D+1)} S_v \geq \lambda n^\delta \right).$$

For n sufficiently large, we have $\lambda n^\delta \geq \frac{1}{B\lambda}$ and so for sufficiently large n ,

$$\mathbb{P}_{\text{RG}}(S_v > n^\delta) \leq C_{\lambda, \mu} n^{-\delta q + o(1)} \leq n^{-3/2},$$

where $C_{\lambda, \mu}$ is some constant depending on μ and λ . Similarly,

$$\mathbb{P}_{\text{RG}} \left(M_v > \frac{1}{\log n} \right) \leq \mathbb{P}_{\text{RG}} \left(1.5^{\delta \log n} \frac{\lambda(D+1)}{1+\lambda(D+1)} M_v > \lambda n^{\delta/4} \right) \leq C_{\lambda, \mu} n^{-q\delta/4} \leq C_{\lambda, \mu} n^{-2}.$$

Taking the union bound over n vertices of G_n , we obtain the conclusion. \square

Let \mathcal{E}_n be the intersection of the good events in Lemmas 6.14 and 6.16. By Markov's inequality and Lemma 6.16, we obtain the following.

Lemma 6.17. *Let $G_n \in \mathcal{E}_n$. Let C be the constant in Lemma 6.14. For each vertex $v \in V(G_n)$, let \mathbf{S}_v be the survival time of $(X_{B_v}^{(v)})(t)$ and \mathbf{M}_v be the number of infections at the leaves of B_v of $(X_{B_v}^{(v)})(t)$. Then*

$$(49) \quad \mathbb{P}_{\text{CP}}(\mathbf{S}_v \geq jn^{(C+1)\delta}) \leq 2^{-j}, \quad \text{for all } j \geq 1$$

and

$$(50) \quad \mathbb{P}_{\text{CP}}(\mathbf{M}_v \geq jn^{(3C+1)\delta}) \leq 2^{-j+1}, \quad \text{for all } 1 \leq j \leq C \log n.$$

Proof. To see (49), at any time $t \leq \mathbf{S}_v$, the probability that $(X_{B_v}^v)$ survives until time $t + n^{C\delta}$ is bounded as follows.

$$\begin{aligned} \mathbb{P}_{\text{CP}}(\mathbf{S}_v > t + n^{(C+1)\delta} | \mathbf{S}_v \geq t) &\leq \sum_{u \in B_v} \mathbb{P}_{\text{CP}}(\mathbf{S}_v > n^{(C+1)\delta} | X_{B_v}^{(v)} \text{ starts with } u \text{ initially at } 1^*) \\ &\leq |B_v| n^{-C\delta} \leq 1/2, \end{aligned}$$

where in the second inequality we use Markov's inequality, Lemma 6.16 and the fact that B_u^+ contains B_v . Applying this probability for $t = kn^{(C+1)\delta}$, $k = 0, \dots, j-1$, we obtain (49).

Next, for (50), let \mathbf{C}_{v,t_0} be the total number of infection clock rings in B_v before time t_0 . We observe that $\mathbf{M}_v \leq \mathbf{C}_{v,\mathbf{S}_v}$. Thus,

$$(51) \quad \mathbb{P}_{\text{CP}}(\mathbf{M}_v \geq jn^{(3C+1)\delta}) \leq \mathbb{P}_{\text{CP}}(\mathbf{S}_v \geq jn^{(C+1)\delta}) + \mathbb{P}_{\text{CP}}(\mathbf{C}_{v,jn^{(C+1)\delta}} \geq jn^{(3C+1)\delta}).$$

By (49), the first term is bounded by 2^{-j} . Since $|B_v| \leq n^{C\delta}$, $\mathbf{C}_{v,jn^{(C+1)\delta}} \leq \text{Pois}(\lambda jn^{(3C+1)\delta})$. Thus, by the tail bound (6) for Poisson distributions, the last term in (51) is also bounded by 2^{-j} . \square

Lemma 6.18. *Let $k = n^{(6C+6)\delta}$. Let $\mathbf{M}_1, \dots, \mathbf{M}_k$ be independent random variables satisfying (50) and $\mathbb{E}\mathbf{M}_i \leq \frac{1}{\log n}$. Then*

$$\mathbb{P}\left(\sum_{i=1}^k \mathbf{M}_i \geq k-1\right) \leq n^{-C/2}.$$

Proof. By (50),

$$\mathbb{P}(\mathbf{M}_i \geq C \log n \cdot n^{(3C+1)\delta}) \leq 2n^{-C}.$$

And so, as δ is sufficiently small,

$$\mathbb{P}(\mathbf{M}_i \leq C \log n \cdot n^{(3C+1)\delta}, i = 1, \dots, k) \geq 1 - 2kn^{-C} \geq 1 - \frac{1}{2n^{C/2}}.$$

Applying the Azuma's inequality to the random variables $X_i := \mathbf{M}_i \mathbf{1}_{\mathbf{M}_i \leq C \log n \cdot n^{(3C+1)\delta}}$ with $\mathbb{E}X_i \leq \frac{1}{\log n}$, we get

$$\mathbb{P}\left(\sum_{i=1}^k X_i \geq k-1\right) \leq \exp\left(-\frac{k^2}{8 \sum_{i=1}^k \|X_i\|_\infty^2}\right) \leq \exp\left(-\frac{k}{8C^2(\log n)^2 \cdot n^{(6C+2)\delta}}\right) \leq \frac{1}{2n^{C/2}},$$

where $\|X_i\|_\infty := \inf\{x \in \mathbb{R} : X_i \leq x \text{ a.s.}\} \leq C \log n \cdot n^{(3C+1)\delta}$, proving the lemma. \square

6.4.2. *Combining the local pieces.* Finally, we show how to combine the local information to bound the survival time on the whole graph. We use the following *decomposed process*, which is a decomposition of the contact process $(X_t^{(v)})$ on G_n by stochastically dominating it by a collection of processes running on local neighborhoods $\{B_u\}_u$.

1. Initially, run $(X_{B_v}^{(v)}(t))$.
2. In B_v , when some $u \in \mathcal{L}(B_v)$ becomes strongly infected in B_v at time t (and has been healthy until time $t-$), initiate an independent copy of $(X_{B_u}^{(u)})$ on B_u .
3. Repeat Step 2 on every running copies of $(X_{B_u}^{(u)})$ until all the processes have terminated, that is, when all vertices in every generated copy are healthy.

The survival time of this decomposed process stochastically dominates the process on G_n . Let \mathbf{R}_v denote the termination time of the decomposed process and let R_v be its expectation. Let \mathbf{U}_v be the enumeration of vertices u of which a copy of $(X_{B_u}^{(u)})$ has been generated during the decomposed process, counted with multiplicities. The size of \mathbf{U}_v can be controlled by \mathbf{M}_v .

Lemma 6.19. *Let C be the constant in Lemma 6.14. For each $v \in V(G_n)$,*

$$(52) \quad \mathbb{P}(|\mathbf{U}_v| \geq n^{(6C+6)\delta}) \leq n^{-C/2}.$$

Thus, with high probability, for all $v \in V$, we have $|\mathbf{U}_v| \leq n^{(6C+6)\delta}$.

Proof of Lemma 6.19. We think about \mathbf{U}_v as the total number of vertices in the tree with a root at v and for each vertex u of the tree, the number of its children equals the number of infections at the leaves of B_u . In particular, \mathbf{U}_v can be thought of as a Galton-Watson tree in which \mathbf{M}_v is the number of vertices in the first generation, denoted by v_1, \dots, v_k . Then $\mathbf{M}_{v_1} + \dots + \mathbf{M}_{v_k}$ is the number of vertices in the second generation and so on. Assume that the total number of vertices of the tree is $|\mathbf{U}_v| = K$. We then have

$$1 + \mathbf{M}_1 + \mathbf{M}_2 + \dots + \mathbf{M}_K = K,$$

where \mathbf{M}_i is the number of children of the i -th vertex of \mathbf{U}_v . These \mathbf{M}_i are independent and satisfies (50) by Lemma 6.17. Note that for every $l \leq K$, we have $1 + \mathbf{M}_1 + \dots + \mathbf{M}_l \geq l$ as the LHS is at least the number of vertices in the tree formed by vertices $1, \dots, l$. Thus, letting $k = n^{(6C+6)\delta}$, by Lemma 6.18, we obtain

$$(53) \quad \mathbb{P}(|\mathbf{U}_v| \geq n^{(6C+6)\delta}) \leq \mathbb{P}(1 + \mathbf{M}_1 + \dots + \mathbf{M}_k \geq k) \leq n^{-C/2}$$

proving the lemma. □

Back to the proof of Theorem 1.3, thanks to Lemma 6.19, we conclude that with high probability, for all $v \in V(G_n)$, at any time t , the number of infected local neighborhoods B_u is at most $n^{(6C+6)\delta}$. By Lemma 6.16, conditioned on this event and on $(X_t^{(v)})$, the expected survival time of $(X_s^{(v)})_{s \geq t}$ is at most

$$\sum_{|X_t^{(v)} \cap \mathbf{U}_v|} n^\delta \leq n^{(6C+7)\delta}$$

and so (X_s) survives until time $t + 2n^{(6C+7)\delta}$ with probability at most $1/2$. Repeating this argument for $t = a \cdot 2n^{(6C+7)\delta}$ with $a \in [1, 2, \dots, 2 \log n]$, we conclude that the process $(X_t^{(v)})$ survives until time $4 \log n \cdot n^{(6C+7)\delta}$ with probability at most n^{-2} .

Taking the union bound over all n vertices v , with probability at most n^{-1} , the contact process starting at all vertices infected survives until time $4 \log n \cdot n^{(7C+72)\delta}$, concluding the proof of Theorem 1.3.

7. APPENDIX A: PROOF OF LEMMA 6.11: GOOD TAILS

Let $v_1 \dots v_m v_1$ be its cycle part in $\mathcal{H}^{m,l}$, and let \mathcal{T}_j , $j \in [m]$ be i.i.d. $\mathbf{GW}(\xi)_{\leq l}$ rooted at v_j . Let D_j be the degree of v_j in \mathcal{T}_j , and let $\mathcal{T}_{j,1}, \dots, \mathcal{T}_{j,D_j}$ be the subtrees rooted at $u_{j,1}, \dots, u_{j,D_j}$, the children of v_j in \mathcal{T}_j . Then, $\dot{\mathcal{H}}^{m,l}$ is simply the graph that consists of the cycle $v_1 \dots v_m v_1$ and the trees \mathcal{T}_j with $j \in \{2, \dots, m\}$. Let $d_{j,1}, \dots, u_{j,D_j}$ be the number of children of $u_{j,1}, \dots, u_{j,D_j}$, respectively.

We recall the weights

$$w_2(\dot{\mathcal{H}}^{m,l}) = \frac{\lambda(D_2 + 2)}{1 + \lambda(D_2 + 2)}, \quad w_m(\dot{\mathcal{H}}^{m,l}) = \frac{\lambda(D_m + 2)}{1 + \lambda(D_m + 2)}, \quad w(\dot{\mathcal{H}}^{m,l}) = w_2(\dot{\mathcal{H}}^{m,l}) + w_m(\dot{\mathcal{H}}^{m,l}).$$

We prove Lemma 6.11 by induction on $m+l$. If $m = l = 1$, the result follows directly from Lemmas 5.11 and 5.12 because $\mathcal{H}^{m,l} \sim \mathbf{GW}(\xi)_{\leq l}$ and $\dot{\mathcal{H}}^{m,l}$ consists of a single vertex v_1 . Assume that we have the stated result for all m', l' such that $m' + l' < m + l$.

7.1. Proof of Lemma 6.11 for $w(\dot{\mathcal{H}}^{m,l})S(\dot{\mathcal{H}}^{m,l})$. We first derive a recursive inequality for $S(\dot{\mathcal{H}}^{m,l})$ which is similar to Lemma 5.1.

Lemma 7.1. *We have*

$$\begin{aligned} \frac{1}{2}w(\dot{\mathcal{H}}^{m,l})S(\dot{\mathcal{H}}^{m,l}) &\leq \frac{2\lambda(D_2 + 2) + \lambda^2(D_2 + 2)^2}{(1 + \lambda(D_2 + 2))^2} + \frac{2\lambda(D_m + 2) + \lambda^2(D_m + 2)^2}{(1 + \lambda(D_m + 2))^2} \\ &\quad + (\Pi_2 - 1) + (\Pi_m - 1), \end{aligned}$$

where

$$\Pi_2 = \left(1 + \lambda w(\dot{\mathcal{H}}^{m-1,l})S(\dot{\mathcal{H}}^{m-1,l})\right) \prod_{i=1}^{D_2} (1 + \lambda w(\mathcal{T}_{2,i})S(\mathcal{T}_{2,i}))$$

and

$$\Pi_m = \left(1 + \lambda w(\dot{\mathcal{H}}^{m-1,l})S(\dot{\mathcal{H}}^{m-1,l})\right) \prod_{i=1}^{D_m} (1 + \lambda w(\mathcal{T}_{m,i})S(\mathcal{T}_{m,i})).$$

Proof. Let us start by analyzing $S_2(\dot{\mathcal{H}}^{m,l})$. The analysis basically follows Lemma 5.1 except that v_1 may send an infection to v_m before v_2 sends out an infection. In that case, $S_m(\dot{\mathcal{H}}^{m,l})$ also comes into play.

Let (X_t) be the root-added starred contact process on $\dot{\mathcal{H}}^{m,l}$ as in Definition 6.10. Let $(X_{2,t}^\sharp)$ be the process for which the healing clock at v_2 is disabled until all vertices of $\dot{\mathcal{H}}^{m,l} \setminus \{v_1, v_2\}$ are healthy. Let $S_2^\sharp(\dot{\mathcal{H}}^{m,l})$ be the expected excursion time of $(X_{2,t}^\sharp)$. We have $S_2(\dot{\mathcal{H}}^{m,l}) \leq S_2^\sharp(\dot{\mathcal{H}}^{m,l})$.

Let t_0 be the first time that an event at v_2 happens, which must be an infection from v_2 to $\{v_1, v_3\} \cup \bigcup_{i=1}^{D_2} v_{2,i}$ rather than a recovery at v_2 because v_2 is initially at state 1^* . We have

$$(54) \quad \mathbb{E}t_0 = \frac{1}{1 + \lambda(D_2 + 2)}.$$

Let \bar{t} be the first time that v_1 sends a strong infection to v_m . Let t_1 be the first time in (X_t) after time t_0 that all vertices in $\dot{\mathcal{H}}^{m,l} \setminus \{v_1, v_2\}$ are healthy. Let S_2^\otimes be the expected excursion time of the contact process $(X_{2,t}^\otimes)$ on $\dot{\mathcal{H}}^{m,l}$ with v_1 and v_2 always infected and one of their neighbors initially at 1^* . For this product process, it is helpful to think about v_1 and v_2 as a giant vertex whose neighbors are v_3, v_m and $v_{2,i}$ with $i = 1, \dots, D_2$. Let θ_2^\otimes be the probability that an infection from $\{v_1, v_2\}$ to $\{v_3, v_m\} \cup \{v_{2,i}\}$ is a strong infection. Let θ_2 be the probability that an infection from v_2 to $\{v_3\} \cup \{v_{2,i}\}$ is a strong infection. By writing down the formula for θ_2^\otimes and θ_2 in terms of $D_m, D_3, d_{2,i}$, it is clear that

$$\theta_2 \leq \frac{D_2 + 2}{D_2 + 1} \theta_2^\otimes.$$

If $\bar{t} > t_0$, then

$$\mathbb{E}(t_1 - t_0 | \bar{t} > t_0) \leq \frac{D_2 + 1}{D_2 + 2} \theta_2 S_2^\otimes \leq \theta_2^\otimes S_2^\otimes,$$

where $\frac{D_2+1}{D_2+2}$ is the probability that the infection from v_2 at time t_0 is not sent to v_1 .

If $\bar{t} < t_0$, we need to take into account the spread of infection from v_m and so by using the graphical representation, we get

$$(55) \quad \mathbb{E}(t_1 - t_0 | \bar{t} < t_0) \leq \max\{S_m(\dot{\mathcal{H}}^{m,l}), \frac{D_2 + 1}{D_2 + 2} \theta_2 S_2^\otimes\} \leq S_m(\dot{\mathcal{H}}^{m,l}) + \theta_2^\otimes S_2^\otimes.$$

Combining these equations, we get

$$(56) \quad \mathbb{E}(t_1 - t_0) \leq \mathbb{P}(\bar{t} < t_0) S_m(\dot{\mathcal{H}}^{m,l}) + \theta_2^\otimes S_2^\otimes \leq \frac{\lambda w_m(\dot{\mathcal{H}}^{m,l})}{1 + \lambda(D_2 + 2)} S_m(\dot{\mathcal{H}}^{m,l}) + \theta_2^\otimes S_2^\otimes,$$

where in the last equality, we noted that v_1 sends a strong infection to v_m with rate $\lambda w_m(\dot{\mathcal{H}}^{m,l})$.

From time t_1 , we bound the survival time of $(X_t)_{t \geq t_1}$ by $(X_{2,t}^\#)_{t \geq t_1}$ and use the same argument as for (20) to obtain

$$\begin{aligned} & S_2(\dot{\mathcal{H}}^{m,l}) \\ & \leq \mathbb{E}t_0 + \mathbb{E}(t_1 - t_0) + \sum_{k=0}^{\infty} \left(\frac{\lambda(D_2 + 2)}{1 + \lambda(D_2 + 2)} \right)^k \left(\frac{1}{1 + \lambda(D_2 + 2)} \right) \left(\frac{k + 1}{1 + \lambda(D_2 + 2)} + k \theta_2^\otimes S_2^\otimes \right) \\ & \leq \frac{1}{1 + \lambda(D_2 + 2)} + \frac{\lambda w_m(\dot{\mathcal{H}}^{m,l})}{1 + \lambda(D_2 + 2)} S_m(\dot{\mathcal{H}}^{m,l}) + \theta_2^\otimes S_2^\otimes + 1 + \lambda(D_2 + 2) \theta_2^\otimes S_2^\otimes \\ & = \frac{1}{1 + \lambda(D_2 + 2)} - \frac{1}{\lambda(D_2 + 2)} + \frac{\lambda w_m(\dot{\mathcal{H}}^{m,l})}{1 + \lambda(D_2 + 2)} S_m(\dot{\mathcal{H}}^{m,l}) + \frac{1 + \lambda(D_2 + 2)}{\lambda(D_2 + 2)} (1 + \lambda(D_2 + 2) \theta_2^\otimes S_2^\otimes) \end{aligned}$$

For S_2^\otimes , we have the following analog of (22)

$$(57) \quad \begin{aligned} 1 + \lambda(D_2 + 2)\theta_2^\otimes S_2^\otimes &= \left(1 + \frac{\lambda^2(D_3 + 2)}{1 + \lambda(D_3 + 2)} S_3(\dot{\mathcal{H}}^{m-1,l}) + \frac{\lambda^2(D_m + 2)}{1 + \lambda(D_m + 2)} S_m(\dot{\mathcal{H}}^{m-1,l})\right) \\ &\times \prod_{i=1}^{D_1} (1 + \lambda w(\mathcal{T}_{2,i}) S(\mathcal{T}_{2,i})) = \left(1 + \lambda w(\dot{\mathcal{H}}^{m-1,l}) S(\dot{\mathcal{H}}^{m-1,l})\right) \prod_{i=1}^{D_2} (1 + \lambda w(\mathcal{T}_{2,i}) S(\mathcal{T}_{2,i})) = \Pi_2, \end{aligned}$$

where $\dot{\mathcal{H}}^{m-1,l} \sim \mathbf{GWC}^2(\xi, m-1)^l$ contains the cycle v_2, v_3, \dots, v_m and the trees \mathcal{T}_i attached to v_3, \dots, v_m .

So,

$$\begin{aligned} w_2(\dot{\mathcal{H}}^{m,l}) S_2(\dot{\mathcal{H}}^{m,l}) &\leq \frac{-1}{(1 + \lambda(D_2 + 2))^2} + \frac{\lambda w_2(\dot{\mathcal{H}}^{m,l}) w_m(\dot{\mathcal{H}}^{m,l})}{1 + \lambda(D_2 + 2)} S_m(\dot{\mathcal{H}}^{m,l}) + \Pi_2 \\ &\leq \frac{-1}{(1 + \lambda(D_2 + 2))^2} + w_m(\dot{\mathcal{H}}^{m,l}) S_m(\dot{\mathcal{H}}^{m,l}) + \Pi_2 \end{aligned}$$

Similarly, we have

$$w_m(\dot{\mathcal{H}}^{m,l}) S_m(\dot{\mathcal{H}}^{m,l}) \leq \frac{-1}{(1 + \lambda(D_m + 2))^2} + w_2(\dot{\mathcal{H}}^{m,l}) S_2(\dot{\mathcal{H}}^{m,l}) + \Pi_m.$$

Adding these up and arranging, we get

$$\begin{aligned} w(\dot{\mathcal{H}}^{m,l}) S(\dot{\mathcal{H}}^{m,l}) &\leq \frac{-1}{(1 + \lambda(D_2 + 2))^2} + \frac{-1}{(1 + \lambda(D_m + 2))^2} + \Pi_2 + \Pi_m \\ &= \frac{2\lambda(D_2 + 2) + \lambda^2(D_2 + 2)^2}{(1 + \lambda(D_2 + 2))^2} + \frac{2\lambda(D_m + 2) + \lambda^2(D_m + 2)^2}{(1 + \lambda(D_m + 2))^2} + (\Pi_2 - 1) + (\Pi_m - 1). \end{aligned}$$

completing the proof of the recursion. \square

By induction hypothesis and Proposition 5.5, $\Pi_2 - 1$ and $\Pi_m - 1$ have strong tails. So does the constant part. Thus, $w(\dot{\mathcal{H}}^{m,l}) S(\dot{\mathcal{H}}^{m,l})$ has a good tail, proving Lemma 6.11 for $w(\dot{\mathcal{H}}^{m,l}) S(\dot{\mathcal{H}}^{m,l})$.

7.2. Proof of Lemma 6.11 for $w(\mathcal{H}^{m,l}) S(\mathcal{H}^{m,l})$. By the same argument as in Lemmas 5.1 and 7.1, we obtain the following recursion.

Lemma 7.2. *Under the hypothesis of Lemma 6.11, it holds that*

$$S(\mathcal{H}^{m,l}) \leq \frac{1}{1 + \lambda(D_1 + 3)} - \frac{1}{\lambda(D_1 + 3)} + w(\mathcal{H}^{m,l})^{-1} \left(1 + \lambda w(\dot{\mathcal{H}}) S(\dot{\mathcal{H}})\right) \prod_{i=1}^{D_1} (1 + \lambda w(\mathcal{T}_{1,i}) S(\mathcal{T}_{1,i})).$$

By the induction hypothesis, each $w(\mathcal{T}_{1,i}) S(\mathcal{T}_{1,i})$ has a good tail. As proved in the previous section, $w(\dot{\mathcal{H}}) S(\dot{\mathcal{H}})$ also has a good tail. Combining this with Lemma 7.2 and Proposition 5.5 as in the proof of Lemma 5.11, we conclude that $w(\mathcal{H}^{m,l}) S(\mathcal{H}^{m,l})$ has a good tail.

7.3. Proof of Lemma 6.11 for $(1.5)^{l-1} w(\dot{\mathcal{H}}^{m,l}) M_l(\dot{\mathcal{H}})$. Following the proof of Lemma 5.3, we derive a recursive bound for $M_l(\dot{\mathcal{H}})$.

Lemma 7.3. *Under the hypothesis of Lemma 6.11, it holds that*

$$\frac{1}{2}w(\dot{\mathcal{H}}^{m,l})M_l(\dot{\mathcal{H}}^{m,l}) \leq \lambda(\Sigma_2 + \Sigma_m),$$

where

$$\begin{aligned} \Sigma_2 &= \left[1 + \lambda w(\dot{\mathcal{H}}^{m-1,l})S(\dot{\mathcal{H}}^{m-1,l}) \right] \left[\sum_{i=1}^{D_2} w_{2,i}M_{l-1}(\mathcal{T}_{2,i}) \prod_{j \neq i, 1 \leq j \leq D_2} (1 + \lambda w(\mathcal{T}_{2,j})S(\mathcal{T}_{2,j})) \right] \\ &\quad + w(\dot{\mathcal{H}}^{m-1,l})M_l(\dot{\mathcal{H}}^{m-1,l}) \prod_{j=1}^{D_2} (1 + \lambda w(\mathcal{T}_{2,j})S(\mathcal{T}_{2,j})), \end{aligned}$$

and similarly for Σ_m .

Proof of Lemma 7.4. We shall reuse the notations in the proof of Lemma 7.1. We denote the corresponding expected total number of infections at depth- l leaves of the processes $(X_{2,t}^\sharp)$ and $(X_{2,t}^\otimes)$ by M_2^\sharp and M_2^\otimes .

Similar to the derivation of (26), we observe that after the recovery of the first infection from v_2 in $(X_{2,t}^\sharp)$, the number of excursions of $(X_{2,t}^\otimes)$ included in a single excursion of $(X_{2,t}^\sharp)$ is the same as a geometric random variable with success probability $(1 + \lambda(D_2 + 2)\theta_2^\otimes)^{-1}$. Therefore, the expected number of infections at depth- l leaves after time t_1 is

$$(58) \quad \lambda(D_2 + 2)\theta_2^\otimes M_2^\otimes(\dot{\mathcal{H}}^{m,l}).$$

By the same argument as in (56), we bound from above the expected number of infections at depth- l leaves of (X_t) during $[0, t_1]$ by

$$(59) \quad \frac{\lambda w_m(\dot{\mathcal{H}}^{m,l})}{1 + \lambda(D_2 + 2)} M_{l,m}(\dot{\mathcal{H}}^{m,l}) + \theta_2^\otimes M_2^\otimes.$$

Now we attempt to control $M^\otimes(\dot{\mathcal{H}}^{m,l})$ in terms of $\{M(\mathcal{T}_{2,i})\}$ and $M(\dot{\mathcal{H}}^{m-1,l})$ where $\dot{\mathcal{H}}^{m-1,l} \sim \mathbf{GWC}^2(\xi, m-1)^l$ contains the cycle v_2, v_3, \dots, v_m and the trees \mathcal{T}_i attached to v_3, \dots, v_m . Let \mathcal{L} be the collection of depth- l leaves of $\dot{\mathcal{H}}^{m,l}$. We observe that

$$\begin{aligned} &\lim_{t_0 \rightarrow \infty} \frac{1}{t_0} \sum_{v \in \mathcal{L}} \mathbb{E}_{\text{CP}} \left[\left| \left\{ s \in [0, t_0] : X_{2,s}^\otimes(v) = 1^* \text{ and } X_{2,s-}^\otimes(v) = 0 \right\} \right| \right] \\ &= \frac{M_2^\otimes(\dot{\mathcal{H}}^{m,l})}{(\lambda(D_2 + 2)\theta_2^\otimes)^{-1} + S_2^\otimes(\dot{\mathcal{H}}^{m,l})}. \end{aligned}$$

On the other hand, by splitting \mathcal{L} into parts corresponding to $\mathcal{T}_{2,i}$ and $\dot{\mathcal{H}}^{m-1,l}$, the above is also equal to

$$\sum_{i=1}^{D_2} \frac{M_{l-1}(\mathcal{T}_{2,i})}{(\lambda w(\mathcal{T}_{2,i}))^{-1} + S(\mathcal{T}_{2,i})} + \frac{M_l(\dot{\mathcal{H}}^{m-1,l})}{(\lambda w(\dot{\mathcal{H}}^{m-1,l}))^{-1} + S(\dot{\mathcal{H}}^{m-1,l})}.$$

Combining these equations and (57), we get

$$\begin{aligned}
& (D_2 + 2)\theta_2^{\otimes} M_2^{\otimes}(\dot{\mathcal{H}}^{m,l}) \\
&= \left[1 + \lambda w(\dot{\mathcal{H}}^{m-1,l})S(\dot{\mathcal{H}}^{m-1,l}) \right] \left[\sum_{i=1}^{D_2} w(\mathcal{T}_{2,i})M_{l-1}(\mathcal{T}_{2,i}) \prod_{j \neq i, 1 \leq j \leq D_2} (1 + \lambda w(\mathcal{T}_{2,j})S(\mathcal{T}_{2,j})) \right] \\
& \quad + w(\dot{\mathcal{H}}^{m-1,l})M_l(\dot{\mathcal{H}}^{m-1,l}) \prod_{j=1}^{D_2} (1 + \lambda w(\mathcal{T}_{2,j})S(\mathcal{T}_{2,j})) = \Sigma_2.
\end{aligned}$$

By this together with (58), (59), and $M^\sharp(\dot{\mathcal{H}}^{m,l}) \geq M_l(\dot{\mathcal{H}}^{m,l})$, we conclude that

$$M_{l,2}(\dot{\mathcal{H}}^{m,l}) \leq \frac{\lambda w_m(\dot{\mathcal{H}}^{m,l})}{1 + \lambda(D_2 + 2)} M_{l,m}(\dot{\mathcal{H}}^{m,l}) + \frac{1 + \lambda(D_2 + 2)}{D_2 + 2} \Sigma_2.$$

Thus,

$$w_2(\dot{\mathcal{H}}^{m,l})M_{l,2}(\dot{\mathcal{H}}^{m,l}) \leq \frac{1}{2} w_m(\dot{\mathcal{H}}^{m,l})M_{l,m}(\dot{\mathcal{H}}^{m,l}) + \lambda \Sigma_2.$$

Adding this with the analog for $M_{l,m}(\dot{\mathcal{H}}^{m,l})$ and rearranging, we obtain

$$w(\dot{\mathcal{H}}^{m,l})M_l(\dot{\mathcal{H}}^{m,l}) \leq 2\lambda \Sigma_2 + 2\lambda \Sigma_m$$

as claimed. \square

To conclude that $(1.5)^{l-1}w(\mathcal{H}^{m,l})M_l(\mathcal{H}^{m,l})$ has a good tail, we proceed as in the proof of Lemma 5.12. We set

$$W_i = \max\{(1.5)^{l-1}w(\mathcal{T}_{2,i})M_{l-1}(\mathcal{T}_{2,i}), w(\mathcal{T}_{2,i})S(\mathcal{T}_{2,i})\}, \quad i = 1, \dots, D_2$$

and

$$W_0 = \max\left\{(1.5)^{l-1}w(\dot{\mathcal{H}}^{m-1,l})M_l(\dot{\mathcal{H}}^{m-1,l}), w(\dot{\mathcal{H}}^{m-1,l})S(\dot{\mathcal{H}}^{m-1,l})\right\},$$

where we used the subscript 0 in place of $\dot{\mathcal{H}}^{m-1,l}$ for notational convenience. Then, the quantity Σ_2 in Lemma 7.3 satisfies

$$2(1.5)^{l-1}\lambda \Sigma_2 \leq 3 \sum_{i=0}^{D_2} \lambda W_i \prod_{0 \leq j \leq D_2, j \neq i} (1 + \lambda W_j) \leq \frac{3}{2} \left(\prod_{i=0}^{D_2} (1 + 2\lambda W_i) - 1 \right).$$

We have by the induction hypothesis that W_i has a good tail for all $0 \leq i \leq D_2$. By Proposition 5.5, $\lambda \Sigma_2$ has a strong tail. Similarly, $\lambda \Sigma_m$ also has a strong tail. And so does, $(1.5)^{l-1}w(\dot{\mathcal{H}}^{m,l})M_l(\dot{\mathcal{H}}^{m,l})$.

7.4. Proof of Lemma 6.11 for $(1.5)^l w(\mathcal{H}^{m,l})M_l(\mathcal{H}^{m,l})$. For the tail of $M_l(\mathcal{H}^{m,l})$, we have the following recursive inequality which can be derived analogously as Lemma 5.3.

Lemma 7.4. *Under the hypothesis of Lemma 6.11, we have*

$$\begin{aligned}
& w(\mathcal{H}^{m,l})M_l(\mathcal{H}^{m,l}) \leq w(\dot{\mathcal{H}}^{m,l})M_l(\dot{\mathcal{H}}^{m,l}) \prod_{j=1}^{D_1} (1 + \lambda w(\mathcal{T}_{1,j})S(\mathcal{T}_{1,j})) \\
& \quad + \left[1 + \lambda w(\dot{\mathcal{H}}^{m,l})S(\dot{\mathcal{H}}^{m,l}) \right] \left[\sum_{i=1}^{D_1} w(\mathcal{T}_{1,i})M_{l-1}(\mathcal{T}_{1,i}) \prod_{j \neq i, 1 \leq j \leq D_1} (1 + \lambda w(\mathcal{T}_{1,j})S(\mathcal{T}_{1,j})) \right].
\end{aligned}$$

From here, the conclusion that $(1.5)^l w(\mathcal{H}^{m,l}) M_l(\mathcal{H}^{m,l})$ has a good tail follows from the same argument as above. This completes the proof of Lemma 6.11.

8. APPENDIX B: PROOF OF LEMMA 6.15

Let $N_i \sim \tilde{\mu}$ be independent. We have for all $s \geq 1$,

$$\begin{aligned} \mathbb{E} \exp(t Z_{s+1} \tilde{d}^{-(s+1)}) &= \mathbb{E} \exp\left(\sum_{i=1}^{Z_s} t N_i \tilde{d}^{-(s+1)}\right) = \mathbb{E} \left[\mathbb{E} \exp\left(\sum_{i=1}^{Z_s} t N_i \tilde{d}^{-(s+1)}\right) \middle| Z_s \right] \\ &= \mathbb{E} \left[\left(\mathbb{E} \exp\left(t N_1 \tilde{d}^{-(s+1)}\right) \right)^{Z_s} \right] = \mathbb{E} \exp\left(Z_s \log\left(\mathbb{E} \exp\left(t N_1 \tilde{d}^{-(s+1)}\right)\right)\right). \end{aligned}$$

Since $\mathbb{E}_{N \sim \mu} e^{cN} < \infty$, we have $\mathbb{E}_{N \sim \tilde{\mu}} e^{uN} < \infty$ for all $u < c$. Let $b = c/2$. For all $u \in (0, b]$, we have

$$\begin{aligned} \mathbb{E} e^{u N_1} &= \mathbb{E} \sum_{i=0}^{\infty} \frac{u^i N^i}{i!} \leq 1 + u\tilde{d} + \frac{u^2}{b^2} \sum_{i=2}^{\infty} \frac{b^i N^i}{i!} \\ (60) \quad &\leq e^{u\tilde{d}} + \frac{u^2}{b^2} \mathbb{E} e^{b N_1} \leq e^{u\tilde{d}} + \exp\left(\frac{u^2}{b^2} \mathbb{E} e^{b N_1}\right) - 1 \leq \exp\left(u\tilde{d}(1 + u\alpha)\right), \end{aligned}$$

where α is a large constant. Let $t > 0$ be such that

$$\exp\left(2\alpha t \sum_{i=1}^{\infty} \tilde{d}^{-i}\right) < 2 \quad \text{and} \quad 2t \leq b.$$

We define $t_n = t \exp\left(2\alpha t \sum_{i=n+1}^{\infty} \tilde{d}^{-i}\right) \leq t \exp\left(2\alpha t \sum_{i=1}^{\infty} \tilde{d}^{-i}\right) < 2t \leq b$. Then, for all $s \geq 1$,

$$\begin{aligned} \mathbb{E} \exp(t_{s+1} Z_{s+1} \tilde{d}^{-(s+1)}) &= \mathbb{E} \exp\left(Z_s \log\left(\mathbb{E} \exp\left(t_{s+1} \tilde{d}^{-(s+1)} N_1\right)\right)\right) \\ &\leq \mathbb{E} \exp\left(Z_s \tilde{d}^{-s} t_{s+1} (1 + \alpha t_{s+1} \tilde{d}^{-(s+1)})\right) \quad \text{by (60)} \\ &\leq \mathbb{E} \exp\left(Z_s \tilde{d}^{-s} t_{s+1} (1 + 2\alpha \tilde{d}^{-(s+1)})\right) \quad \text{because } t_{s+1} \leq 2t \\ &\leq \mathbb{E} \exp\left(t_s Z_s \tilde{d}^{-s}\right). \end{aligned}$$

Thus,

$$\sup_{s \geq 2} \mathbb{E} \exp\left(t_s Z_s \tilde{d}^{-s}\right) = \mathbb{E} \exp\left(t_1 Z_1 \tilde{d}^{-1}\right) < \infty,$$

for t sufficiently small. This completes the proof.

9. ACKNOWLEDGMENTS

We thank the anonymous referees for their thorough reviews and suggestions.

REFERENCES

- [1] C. Bezuidenhout and G. Grimmett. The critical contact process dies out. *The Annals of Probability*, 18(4):1462–1482, 1990.
- [2] S. Bhamidi, D. Nam, O. Nguyen, and A. Sly. Survival and extinction of epidemics on random graphs with general degrees. *The Annals of Probability*, 49(01):244–286, 2021.
- [3] S. Boucheron, G. Lugosi, and P. Massart. *Concentration inequalities: A nonasymptotic theory of independence*. Oxford university press, 2013.
- [4] V. H. Can and B. Schapira. Metastability for the contact process on the configuration model with infinite mean degree. *Electronic Journal of Probability*, 20(26):1–22, 2015.
- [5] S. Chatterjee and R. Durrett. Contact process on random graphs with power law degree distribution have critical value 0. *The Annals of Probability*, 37(6):2332–2356, 2009.
- [6] M. Cranston, T. Mountford, J.-C. Mourrat, and D. Valesin. The contact process on finite trees revisited. *ALEA Lat. Am. J. Probab. Math. Stat.*, 11(2):385–408, 2014.
- [7] A. Dembo and A. Montanari. Gibbs measures and phase transitions on sparse random graphs. *Brazilian Journal of Probability and Statistics*, 24(2):137–211, 2010.
- [8] R. Durrett. *Random graph dynamics*, volume 200. Cambridge university press Cambridge, 2007.
- [9] R. Durrett and X.-F. Liu. The contact process on a finite set. *The Annals of Probability*, 16(3):1158–1173, 1988.
- [10] R. Durrett and R. H. Schonmann. The contact process on finite set. ii. *The Annals of Probability*, 16(3):1570–1583, 1988.
- [11] T. E. Harris. Contact interactions on a lattice. *The Annals of Probability*, 2(6):969–988, 1974.
- [12] X. Huang and R. Durrett. The contact process on random graphs and Galton-Watson trees. *arXiv:1810.06040*, 2018.
- [13] S. Janson. The probability that a random multigraph is simple. *Combin. Probab. Comput.*, 18(1-2):205–225, 2009.
- [14] J. H. Kim. Poisson cloning model for random graphs, International Congress of Mathematicians. Vol. III. *Eur. Math. Soc.*, pages 873–897, 2006.
- [15] S. Lalley and W. Su. Contact processes on random regular graphs. *Ann. Appl. Probab.*, 27(4):2061–2097, 2017.
- [16] T. Liggett, R. Schonmann, and A. Stacey. Domination by product measures. *The Annals of Probability*, 25(1):71–95, 1997.
- [17] T. M. Liggett. Multiple transition points for the contact process on the binary tree. *The Annals of Probability*, 24(4):1675–1710, 1996.
- [18] T. M. Liggett. *Stochastic interacting systems: contact, voter and exclusion processes*. Springer-Verlag, New York, 1999.
- [19] T. M. Liggett. *Interacting particle systems*. Springer, Berlin, 2005.
- [20] L. Ménard and A. Singh. Percolation by cumulative merging and phase transition for the contact process on some random graphs. *Ann. Sci. École Norm. Supér.*, 49(5):1189–1238, 2016.
- [21] M. Molloy and B. Reed. A critical point for random graphs with a given degree sequence. *Random Structures Algorithms*, 6(2-3):161–179, 1995.
- [22] E. Mossel and A. Sly. Rapid mixing of Gibbs sampling on graphs that are sparse on average. *Random Structures & Algorithms*, 35(2):250–270, 2009.
- [23] E. Mossel and A. Sly. Exact thresholds for Ising–Gibbs samplers on general graphs. *The Annals of Probability*, 41(1):294–328, 2013.
- [24] T. Mountford, J.-C. Mourrat, D. Valesin, and Q. Yao. Exponential extinction time of the contact process on finite graphs. *Stochastic Process. Appl.*, 126(7):1974–2013, 2016.
- [25] T. Mountford, D. Valesin, and Q. Yao. Metastable densities for the contact process on power law random graphs. *Electronic Journal of Probability*, 18(103):1–36, 2013.
- [26] T. S. Mountford. A metastable result for the finite multidimensional contact process. *Canad. Math. Bull.*, 36:216–226, 1993.
- [27] J.-C. Mourrat and D. Valesin. Phase transition of the contact process on random regular graphs. *Electronic Journal of Probability*, 21(31):1–17, 2016.
- [28] D. Nam, O. Nguyen, and A. Sly. Critical value asymptotics for the contact process on random graphs. *to appear in the Transactions of the American Mathematical Society*.
- [29] R. Peierls. On Ising’s model of ferromagnetism. In *Mathematical Proceedings of the Cambridge Philosophical Society*, volume 32, pages 477–481. Cambridge University Press, 1936.
- [30] R. Pemantle. The contact process on trees. *The Annals of Probability*, 20(4):2089–2116, 1992.

- [31] B. Schapira and D. Valesin. Extinction time for the contact process on general graphs. *Probability Theory Related Fields*, 169(3-4):871–899, 2017.
- [32] A. Stacey. The contact process on finite homogeneous trees. *Probability Theory Related Fields*, 121(4):551–576, 2001.
- [33] A. M. Stacey. The existence of an intermediate phase for the contact process on trees. *The Annals of Probability*, 24(4):1711–1726, 1996.
- [34] R. van der Hofstad. *Random graphs and complex networks, Volume 1*. Cambridge Series in Statistical and Probabilistic Mathematics, [43]. Cambridge University Press, Cambridge, 2017.

DIVISION OF APPLIED MATHEMATICS, BROWN UNIVERSITY, PROVIDENCE, RI 02906

Email address: `oanh.nguyen1@brown.edu`

DEPARTMENT OF MATHEMATICS, PRINCETON UNIVERSITY, PRINCETON, NJ 08544

Email address: `asly@princeton.edu`