

New bounds on the existence of (n_5) and (n_6) configurations: the Grünbaum Calculus revisited

Leah Wrenn Berman*, Gábor Gévay and Tomáš Pisanski

Abstract. The “Grünbaum Incidence Calculus” is the common name of a collection of operations introduced by Branko Grünbaum to produce new (n_4) configurations from various input configurations. In a previous paper, we generalized two of these operations to produce operations on arbitrary (n_k) configurations, and we showed that for each k , there exists an integer N_k such that for all $n \geq N_k$, there exists at least one (n_k) configuration, with current records $N_5 \leq 576$ and $N_6 \leq 7350$. In this paper, we further extend the Grünbaum calculus; using these operations, as well as a collection of previously known and novel ad hoc constructions, we refine the bounds for $k = 5$ and $k = 6$. Namely, we show that $N_5 \leq 166$ and $N_6 \leq 585$.

1. Introduction

A *geometric (n_k) configuration* is a collection of n points and n straight lines in the Euclidean plane such that each line passes through k points and each point lies on k lines. In a series of papers [13, 14, 15, 16] and in his 2009 book on configurations [17], Branko Grünbaum described a sequence of operations to produce new (n_4) configurations from various input configurations. These operations were later called the “Grünbaum Incidence Calculus” (see, e.g., [19, p. 251]). In [7], we generalized two of those constructions, which we called *affine replication* and *affine switch*, to produce operations on arbitrary (n_k) configurations, and we used those two constructions to show that for any $k \geq 2$ there exists an integer N_k such that for any $n, n \geq N_k$ there exists at least one geometric (n_k) configuration. We refer to (n_k) as the *symbol* and k as the *type* of a configuration. Similarly, in case of a non-balanced configuration

*Corresponding Author

(i.e. where the number of points and number of lines are different), we use (p_q, n_k) for its symbol and $[q, k]$ for its type.

In this paper, we generalize further the affine replication and affine switch operation, as well as Grünbaum’s two *deleted union* constructions; we also describe an additional operation that we call *parallel switch*. Along with these construction techniques, we describe or introduce various ad hoc construction methods that produce either sporadic (n_5) (resp. (n_6)) configurations or systematic constructions that produce arithmetic series of (n_5) (resp. (n_6)) configurations. By combining ad hoc constructions and the old and new Grünbaum Calculus operations, we decrease the bounds on N_5 and N_6 significantly: we decrease N_5 from 576 to 166, and N_6 from 7350 to 585.

We note that Garrett Flowers, in his 2015 PhD thesis [12], used ideas from the Grünbaum Calculus to show that N_k always exists — in fact, he shows a stronger result, that for any r, k , there exists an integer $N'(r, k)$ such that an $[r, k]$ -configuration on n points exists for all $n \geq N'(r, k)$ satisfying the divisibility condition $nr = bk$. However, his bounds are quite large: he says they are “roughly on the order of $(k^r)^2$ ”, so in the case we are interested in, where $r = k$, the bounds provided in [7] and refined in this paper are much smaller.

The structure of the paper is as follows. In Section 2, we describe and refine some geometric tools which allow us to carefully and specifically define the geometric constructions we will discuss in the next sections. In Section 3, we describe the Grünbaum Calculus operations we will be using. Section 4 describes previously discovered systematic constructions for 5-configurations and introduces several new constructions. In Section 5, using the systematic and Grünbaum calculus constructions, we prove that $N_5 \leq 166$. In Section 6, we review known constructions for 6-configurations and use those, in addition to the previous results, to show that $N_6 \leq 585$.

2. Some conceptual tools

2.1. Flexible and compatible configurations

Here we introduce two notions which are useful when applying the various operations on configurations discussed later on in this paper.

Definition 2.1. Let \mathcal{C} be a k -configuration and ℓ one of its lines. We say that the line ℓ is *flexible* if one can prescribe the position of k configuration points on some line ℓ' of a configuration \mathcal{C}' , and there exists a projective transformation that maps \mathcal{C} to \mathcal{C}' in such a way that ℓ gets mapped to ℓ' and the k configuration points on ℓ are mapped into the prescribed positions on ℓ' . Moreover, any configuration admitting a flexible line is called *line-flexible*. Using duality one may define analogously a *flexible point* and a *point-flexible* configuration.

Definition 2.2. Let \mathcal{C}_1 and \mathcal{C}_2 be two k -configurations. We say that \mathcal{C}_1 and \mathcal{C}_2 are *compatible* if there is a point $P \in \mathcal{C}_1$ and a pencil \mathcal{P} of lines $\ell_1, \dots, \ell_k \in \mathcal{C}_1$ incident to P , and there is a line $\ell \in \mathcal{C}_2$ and a range \mathcal{R} of points $P_1, \dots, P_k \in \mathcal{C}_2$ incident to ℓ , such that the following condition is fulfilled:

- (CR) There is a one-to-one correspondence between \mathcal{P} and \mathcal{R} such that for any four lines $\ell_{i_1}, \ell_{i_2}, \ell_{i_3}, \ell_{i_4} \in \mathcal{P}$, the cross ratio $(\ell_{i_1}, \ell_{i_2}; \ell_{i_3}, \ell_{i_4})$ is equal to the cross ratio $(P_{i_1}, P_{i_2}; P_{i_3}, P_{i_4})$ of the corresponding four points in \mathcal{R} .

Since duality is a one-to-one correspondence preserving cross-ratio, the following proposition is obvious.

Proposition 2.3. *Any configuration \mathcal{C} is compatible with its dual \mathcal{C}^δ .*

A simple consequence of Definitions 2.1 and 2.2 is as follows.

Proposition 2.4. *Two k -configurations are compatible if at least one of them is flexible.*

Proof. Let \mathcal{C}_1 be a line-flexible configuration and $\ell \in \mathcal{C}_1$ a flexible line with a range of points $P_1, \dots, P_k \in \mathcal{C}_1$ incident to ℓ . Let \mathcal{C}_2 be another configuration and choose a pencil of lines $\ell_1, \dots, \ell_k \in \mathcal{C}_2$ incident to a point $P \in \mathcal{C}_2$. For all i , $i = 1, \dots, k$, take the points of intersection $M_i = \ell \cap \ell_i$. Since ℓ is flexible, each P_i can be chosen so as to coincide with M_i . Thus we have an *elementary correspondence* [10] between the range of points P_1, \dots, P_k and the pencil of lines ℓ_1, \dots, ℓ_k , hence condition (CR) in Definition 2.2 is fulfilled. By dualization, the same arguments apply in case \mathcal{C}_1 is point-flexible. \square

Note that the converse is not necessarily true: there exist compatible configurations which are not flexible.

2.2. Parametric affinity

Fix two different non-zero real numbers a and b , and define

$$\mathbf{A}_t = \begin{pmatrix} \frac{a+t}{a} & 0 \\ 0 & \frac{b+t}{b} \end{pmatrix}, \quad (2.1)$$

where $t \in \mathbb{R}$ is a parameter.

Fix a point P_0 with position vector $\mathbf{r}_0 = (x_0, y_0)$ lying on neither of the (Cartesian) coordinate axes. Multiplying by \mathbf{A}_t transforms this point to a point

$$\left(\frac{a+t}{a} x_0, \frac{b+t}{b} y_0 \right) = (x_0, y_0) + t \left(\frac{x_0}{a}, \frac{y_0}{b} \right).$$

Thus, the set of all transforms of P_0 forms a straight line which passes through P_0 and whose direction vector is $(x_0/a, y_0/b)$. The parametric equation of this line is

$$(x, y) = (x_0, y_0) + t \left(\frac{x_0}{a}, \frac{y_0}{b} \right), \quad (2.2)$$

while the standard form of the equation of this line is

$$\frac{x}{\frac{a-b}{a}x_0} + \frac{y}{\frac{b-a}{b}y_0} = 1. \quad (2.3)$$

Let α_t denote the affine transformation determined by the matrix \mathbf{A}_t ; we shall use the family of affine transformations

$$\{\alpha_t \mid t \in \mathbb{R}\}, \quad (2.4)$$

which we denote by $\mathcal{A}(t)$.

Definition 2.5. For any point P_0 given by a position vector $\mathbf{r}_0(x_0, y_0)$, the line given by equation (2.2) (or equivalently, by (2.3)) is called the *orbit* of P_0 under the action of the family of transformations $\mathcal{A}(t)$.

Here we use this term borrowed from the theory of group actions; we emphasize, however, that the analogy is only partial, since $\mathcal{A}(t)$ does not form a group.

By converse arguments, we obtain:

Lemma 2.6. *Let $L(\bar{a}, \bar{b})$ be a straight line with intercepts \bar{a} and \bar{b} on the x - and y -axis, respectively, different from the origin. Then this line is the orbit of any of its points P_0 lying on none of the coordinate axes under the action of the parametric family of affine transformations given by a matrix of the form (2.1), where $a = -x_0/\bar{a}$ and $b = y_0/\bar{b}$.*

Proof. The parametric equation of $L(\bar{a}, \bar{b})$ can be written in the form

$$(x, y) = (x_0, y_0) + t((0, \bar{b}) - (\bar{a}, 0)) = (x_0, y_0) + t(-\bar{a}, \bar{b}).$$

Comparing this equation with (2.2) verifies the assertion. \square

Both this and the following lemma will be utilized in the next section.

Lemma 2.7. *The affine transformation α_t has the following properties:*

(a) α_t is the commuting product of two axial affinities determined by the matrices

$$\begin{pmatrix} \frac{a+t}{a} & 0 \\ 0 & 0 \end{pmatrix} \quad \text{and} \quad \begin{pmatrix} 0 & 0 \\ 0 & \frac{b+t}{b} \end{pmatrix}, \quad (2.5)$$

whose axes are the x - and y -axis of the Cartesian coordinate system,

respectively.

- (b) Given k points (x_0, y_i) ($i = 0, 1, \dots, k$), lying on a line perpendicular to the x -axis, the corresponding orbits intersect in a common point on the x -axis. Similarly, given k points (x_j, y_0) ($i = 0, 1, \dots, k$), lying on a line perpendicular to the y -axis, the corresponding orbits intersect in a common point on the y -axis.

Proof. The commutation property is a trivial consequence of the fact that (2.1) is a diagonal matrix. The component matrices (2.5) provide a well-known analytic description of axial affinities. Since a and b are fixed, the intercepts of line (2.3) depend only on x_0 and y_0 ; this verifies assertion (b). \square

Comparing matrix (2.1) in [7] with our matrix (2.1) given here shows that the latter is a generalization of the former. In fact, choosing $a = -b = h$ returns matrix (2.1) with the integer values $t = j = 1, \dots, h - 1$.

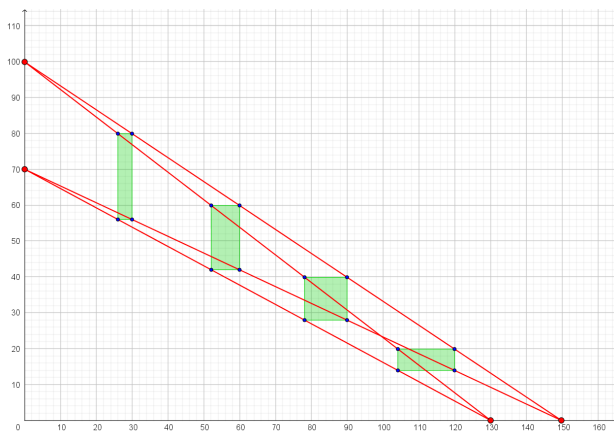


FIGURE 1. Illustration of the action of affine transformations α_t on a square at four distinct values of t . The original square is $t = 0$, and the affine transformations applied use $t = -2, -1, 1$. Orbits of vertices of the square are indicated by red segments.

Figure 1 shows an example of the action of α_t on a square with side length 12. Here $a = -1.5b$, and the upper right vertex of the square is the point $(90, 40)$. The square is obviously fixed at $t = 0$. Choosing $a = 2$, the non-identical transforms of the square shown in the figure have values $t = -2, -1, 1$. The points of intersection of suitable pairs of vertex orbits are highlighted by red; they lie in pairs on the coordinate axes, illustrating Lemma 2.7(b).

3. Grünbaum incidence calculus extended

In [17], Section 3.3, Branko Grünbaum described a sequence of operations to produce new (n_4) configurations from various input configurations. These operations were called the “Grünbaum Incidence Calculus” in [19], Section 6.5. Some of the operations Grünbaum described are specific to producing 3- or 4-configurations. Other operations can be generalized in a straightforward way to produce (n_k) configurations either from smaller (m_k) configurations with certain properties, or from (m_{k-1}) configurations.

In [7], we generalized two constructions, the *affine replication* and *affine switch* operations. In this section we revise them, the latter in more detail, generalizing it by using parametric affinities. We also generalize three other constructions, the *parallel switch* and two *deleted union* operations. In the next two sections, we use these constructions to produce a large number of relatively small 5- and 6-configurations, in order to decrease the bounds on N_5 and N_6 .

3.1. Affine replication

This operation, generalizing Grünbaum’s **(5m)** construction, takes as input an (m_{k-1}) configuration \mathcal{C} and produces a $((k+1)m_k)$ configuration \mathcal{D} with a pencil of m parallel lines. A sketch of the construction is that we apply to \mathcal{C} a sequence of k orthogonal axial affinities $\alpha_1, \dots, \alpha_k$ with a suitably chosen common axis A . Then, each point P of \mathcal{C} and its k images will be collinear. Moreover, each line ℓ of \mathcal{C} and its k images are concurrent at a single point, a fixed point of the affinities, lying on the common axis. The new configuration \mathcal{D} consists of the points and lines of \mathcal{C} and its images, the new lines corresponding to the collinearities from each point P , and the new points corresponding to the concurrences from each line ℓ . A detailed description of this construction is given in [7] (see also the examples given there in Figures 2 and 3). It is denoted by $\mathbf{AR}(m_k)$.

Proposition 3.1. *If affine replication $\mathbf{AR}(m_k)$ is applied to any (m_{k-1}) configuration \mathcal{C} , the result is a $((k+1)m_k)$ line-flexible configuration with a pencil of m parallel flexible lines. The flexible lines are precisely the lines connecting a configuration point with each of its affine images.*

Proof. Let P be any point of \mathcal{C} at a distance d from the axis A . Let r_1, \dots, r_k be the ratios of the affinities $\alpha_1, \dots, \alpha_k$. Then the distance of the points $\alpha_1(P), \dots, \alpha_k(P)$ from A is r_1d, \dots, r_kd , respectively; moreover, all these points lie on a common line ℓ_P perpendicular to A (recall the basic properties of an orthogonal axial affinity). Hence it is clear that using suitable affinities, the position of the points $P, \alpha_1(P), \dots, \alpha_k(P)$ on the line ℓ_P can be prescribed. Thus the new configuration is line-flexible, and the flexible lines are the m parallel new lines. The rest of the proposition is contained precisely in Lemma 2.2 in [7]. \square

3.2. Affine switch

The original version of this operation, denoted by $(\mathbf{3m+})$ and applied to (m_4) configurations, occurred also in Grünbaum's book [17], Section 3.3. In [7], it was generalized to (m_k) configurations, but the affine transformations used in that presentation were parameterized by integers. Here we generalize it further, using a continuous parameter; this generalization results in line-flexible configurations.

Suppose that \mathcal{C} is an (m_k) configuration that contains a pencil \mathcal{P} of parallel lines ℓ^1, \dots, ℓ^p with $p \geq 1$ and a pencil \mathcal{Q} of parallel lines $\ell^{p+1}, \dots, \ell^{p+q}$ with $q \geq 0$ such that the two pencils are *independent*, which means that they share no common configuration points. We also assume that these pencils are perpendicular to each other, since if the configuration has non-perpendicular pencils, it can easily be transformed, using a suitable affine transformation, into to an isomorphic copy in which two arbitrarily chosen independent parallel pencils will be perpendicular.

We slightly change the notation in [7] and use $\mathbf{AS}(m_k, r_p, r_q)$ to denote this construction, where r_p and r_q denote the number of deleted lines from pencil \mathcal{P} and \mathcal{Q} , respectively.

Proposition 3.2. *Starting from any (m_k) configuration with independent pencils of $p \geq 1$ and $q \geq 0$ parallel lines, for each integer r with $1 \leq r \leq p+q$, the $\mathbf{AS}(m_k, r_p, r_q)$ construction produces a line-flexible (n_k) configuration, where $n = (k-1)m + r$. This configuration contains independent pencils with $p' = (k-1)(p-r_p)$ and $q' = (k-1)(q-r_q)$ parallel lines, respectively.*

Proof. The steps of the construction are as follows.

1. Take a copy of \mathcal{C} in a position such that \mathcal{P} and \mathcal{Q} are parallel with the x - and y -axis of the Cartesian coordinate system, respectively, and none of the configuration points is incident to either of the coordinate axes.
2. Take the line ℓ^1 of \mathcal{P} , choose a configuration point P_1 that is incident to this line, and draw a straight line $L(P_1)$ through P_1 such that it intersects (say) the positive branches of the coordinate axes, avoids all the other configuration points of \mathcal{C} , and is not parallel with any line connecting two points of \mathcal{C} .
3. Choose $k-2$ points (arbitrarily) on $L(P_1)$ different from P_1 and from each other such that none of them lie on either of the coordinate axes.

By Lemma 2.6, each of these $k-2$ points can be considered as the transforms of P_1 by affinities α_t with $k-2$ different values of t . By a slight abuse of notation, we shall denote these affinities $\alpha_{t_1}, \dots, \alpha_{t_{k-2}}$ by $\alpha_1, \dots, \alpha_{k-2}$, respectively. Thus we have the $k-1$ points

$$P_1, \alpha_1(P_1), \dots, \alpha_{k-2}(P_1).$$

4. Using the pairs $(P_1, \alpha_1(P_1)), \dots, (P_1, \alpha_{k-2}(P_1))$, construct the images

$$\mathcal{C}_1 = \alpha_1(\mathcal{C}), \dots, \mathcal{C}_{k-2} = \alpha_{k-2}(\mathcal{C}). \quad (3.1)$$

Note that the affinities α_t are products of axial affinities (cf. Lemma 2.7(a)); moreover, an axial affinity is determined by its axis and a pair consisting of a point and its image. Thus the constructions above can easily be realized (recall e.g. Proposition 2.8 in [7] for the details).

5. Take now the configuration point P_2 incident to ℓ^1 , and consider its images

$$\alpha_1(P_2), \dots, \alpha_{k-2}(P_2).$$

Again by Lemma 2.6, these points will lie on the orbit of P_2 , which we denote by $L(P_2)$.

6. Repeat the preceding step for the rest of the configuration points P_3, \dots, P_k incident to ℓ^1 , and denote the corresponding lines by $L(P_3), \dots, L(P_k)$. By Lemma 2.7(b), these lines, along with $L(P_1)$ and $L(P_2)$, intersect in a common point on the y -axis. Denote this point by Y^1 .

7. Remove ℓ^1 from \mathcal{C} and all its images from the images of \mathcal{C} given in (3.1). We denote the resulting structure by \mathcal{C}' .

8. Form a new configuration as the following union:

$$\{\mathcal{C}', \alpha_1(\mathcal{C}'), \dots, \alpha_{k-2}(\mathcal{C}')\} \cup \{L(P_1), \dots, L(P_k)\} \cup \{Y^1\}.$$

The configuration obtained in this way is a $((((k-1)m+1)_k)$ configuration.

The procedure can be repeated at most $p-1$ times using further lines ℓ^2, \dots, ℓ^p of \mathcal{P} . Furthermore, interchanging the role of \mathcal{P} and \mathcal{Q} as well as of the coordinate axes, the whole procedure can be repeated again, with the same affine images as before, but using the lines of \mathcal{Q} and the configuration points incident to them. In this way we obtain at most $r = p+q$ distinct new k -configurations.

Observe that with reference to Lemmas 2.6 and 2.7 where it is needed, realizability of all the 8 steps above is verified. In addition, each of the r new configurations that can be obtained in this way is line-flexible, which is a simple consequence of the freedom in choosing the $k-1$ points in steps (2) and (3).

The rest of the proposition on independent pencils of parallel lines is straightforward. \square

Figure 2 shows example of the affine switch operation applied to a configuration of type (24_4) . In the construction, the configuration has two independent pencils which are perpendicular to each other and which both consist of two lines. In the figure, only one line is used from each of the pencils, producing a

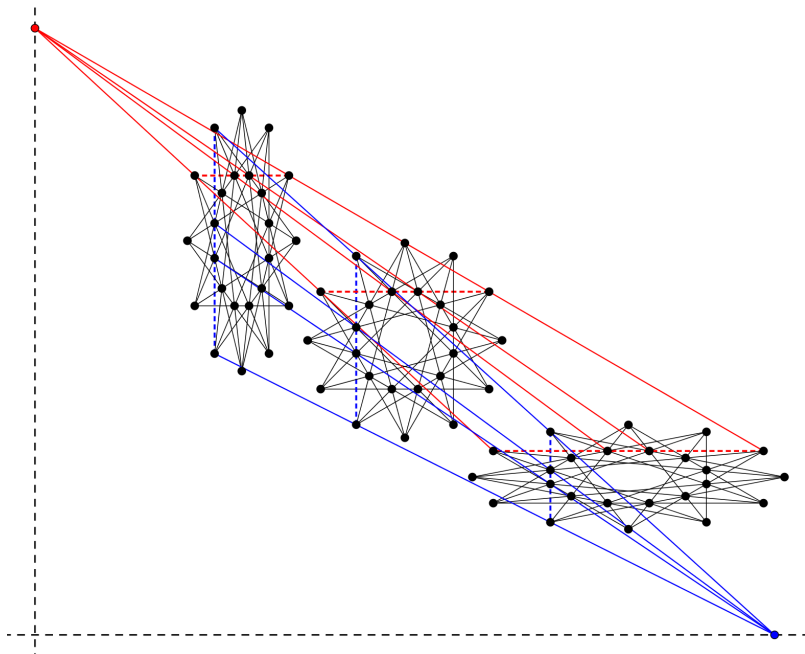


FIGURE 2. A (74_4) configuration formed by applying the affine switch operation to a (24_4) configuration. The (24_4) configuration has two independent pencils, but only one line is used from each pencils, for clarity. The dashed lines are excluded from the final configuration.

(74_4) configuration. (For an example where consecutively one, two and three lines of a single pencil are used, see Figure 5 in [7].)

3.3. Parallel switch

Start from an (m_k) configuration \mathcal{C} , and delete a line from it. We denote the incidence structure obtained in this way by $\bar{\mathcal{C}}_0$. Take $k - 1$ translated copies $\bar{\mathcal{C}}_1, \dots, \bar{\mathcal{C}}_{k-1}$, where the direction of translation differs from that of each line of \mathcal{C} ; the $k - 1$ distances of translation are arbitrary, but must be chosen so that no new incidences occur. Finally, add k new parallel lines to the set-union $\bar{\mathcal{C}}_0 \cup \bar{\mathcal{C}}_1 \cup \dots \cup \bar{\mathcal{C}}_{k-1}$ such that they pass through the “defective” points of $\bar{\mathcal{C}}_0$ and of its $k - 1$ translates. We denote this construction as $\mathbf{PS}(m_k)$ and note that this construction also occurs in [19].

As a result of the $\mathbf{PS}(m_k)$ construction, a $((km)_k)$ configuration is obtained which contains a parallel pencil of k new lines. However, any parallel pencil in $\bar{\mathcal{C}}_0$ is multiplied by k (see the example given in Figure 3) as well, which produces at least as many parallel lines as the new ones, and usually more.

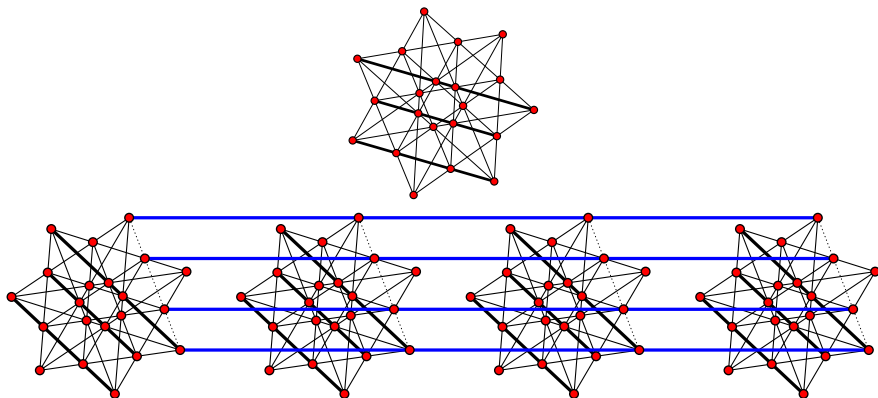


FIGURE 3. The (21_4) Grünbaum–Rigby configuration \mathcal{C} (top), and the parallel switch construction applied to it (bottom). The lightly dotted lines have been removed. The construction produces a (84_4) configuration, which has a parallel pencil of 4 new lines generated by the construction. However, since $\bar{\mathcal{C}}$ contained a pencil of 3 parallel lines already, \mathcal{D} also contains a pencil of 12 parallel lines (black).

Proposition 3.3. *Start from an (m_k) configuration \mathcal{C} . Assume that it has a pencil \mathcal{P} of p lines, and an independent pencil \mathcal{Q} of q lines, none of which is the line deleted in the construction process. Then the parallel switch construction $\text{PS}(m_k)$ produces from \mathcal{C} a line-flexible $((km)_k)$ configuration \mathcal{D} . This configuration contains a pencil of kp lines, and an independent pencil of kq lines.*

3.4. The deleted union constructions

These constructions again generalize a construction of Grünbaum, which he briefly described in [17, pp. 180–182].

3.4.1. The $\text{DU}(\mathcal{C}_1, \mathcal{C}_2)$ construction. This is the basic case of the deleted union constructions, and each of the other cases can be considered as a modification of this. Here \mathcal{C}_1 and \mathcal{C}_2 are two compatible k -configurations, usually different (cf. Definition 2.2). Let \mathcal{P} be a pencil of lines in \mathcal{C}_1 incident to a point $P \in \mathcal{C}_1$, and let \mathcal{R} be a range of points in \mathcal{C}_2 incident to a line $\ell \in \mathcal{C}_2$, defining the compatibility of these configurations. Apply a suitable projective collineation π to \mathcal{C}_2 which produces a configuration \mathcal{C}'_2 such that each point in $\mathcal{R}' \subset \mathcal{C}'_2$ is incident to a corresponding line in \mathcal{P} , but is not incident to any other line in \mathcal{C}_1 . Finally, delete the point incident to the lines of \mathcal{P} , and delete the line incident to the points of \mathcal{R}' .

This construction is illustrated by the scheme in Figure 4.

The following proposition is straightforward.

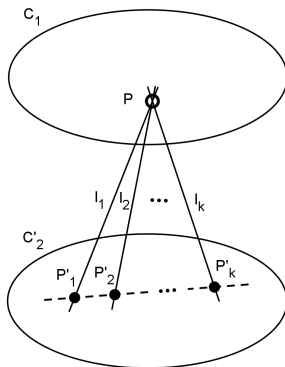


FIGURE 4. A scheme illustrating the $\mathbf{DU}(\mathcal{C}_1, \mathcal{C}_2)$ construction. The point and line deleted in the last step are denoted by an empty circle and a dashed line, respectively.

Proposition 3.4. *Let \mathcal{C}_1 and \mathcal{C}_2 be two compatible configurations with the respective symbols (n_k) and (n'_k) . Then $\mathbf{DU}(\mathcal{C}_1, \mathcal{C}_2)$ exists and is a configuration with symbol $((n + n' - 1)_k)$.*

Note that a suitable projective collineation could equally well be applied to \mathcal{C}_1 instead of \mathcal{C}_2 , thus yielding an isomorphic copy of the configuration obtained in the former case.

The crucial part the $\mathbf{DU}(\mathcal{C}_1, \mathcal{C}_2)$ construction (and in each of its modified versions) is to find the precise form of the projective collineation π . We proceed in the following steps.

0. Let $\mathcal{P} = \{\ell_1, \ell_2, \dots, \ell_k\} \subset \mathcal{C}_1$ be a pencil of lines used in the construction (cf. Figure 4). Let ℓ' be a line incident to none of the points of \mathcal{C}_1 or \mathcal{C}_2 . Take the intersections $P'_i = \ell' \cap \ell_i$ for all $i = 1, \dots, k$.
1. Let $\mathcal{R} = \{P_1, P_2, \dots, P_k\} \in \mathcal{C}_2$ be a range of points used in the construction. The first main step of our procedure is to establish a one-dimensional projectivity $\pi^{(1)}$ between this range and the range $\{P'_1, P'_2, \dots, P'_k\} \subset \ell'$ as follows:

$$P_1 P_2 \cdots P_k \bar{\wedge} P'_1 P'_2 \cdots P'_k. \quad (3.2)$$

This can be realized by the product of two perspectivities:

$$P_1 P_2 \cdots P_k \bar{\wedge} Q_1 Q_2 \cdots Q_k \bar{\wedge} P'_1 P'_2 \cdots P'_k, \quad (3.3)$$

whose centres are (say) P'_1 and P_1 , respectively (cf. Figure 1.6B and relationship (1.61) in [10]). (Here we use the traditional transformation symbols due to von Staudt and Veblen [10].)

2. In this second main step the projectivity $\pi^{(1)}$ is extended to a two-dimensional projectivity $\pi := \pi^{(2)}$, which is a projective collineation

transforming the whole configuration \mathcal{C}_2 to \mathcal{C}'_2 :

$$\pi : \mathcal{C}_2 \mapsto \mathcal{C}'_2. \quad (3.4)$$

This can be realized by extending each of the two perspectivities in (3.3) to a perspective collineation. The centre of the first and second collineation is the point P'_1 and P_1 , respectively. When choosing the axis for these collineations, observe that there is a point $F' = \ell' \cap q$ different from P' fixed by the first perspectivity in (3.3), and likewise a point $F = \ell \cap q$ different from P fixed by the second perspectivity; hence the axis of the first collineation must go through F' , while the axis of the second collineation must go through F .

We note that the (technically, somewhat lengthy) procedure described above can be omitted, and thus the **DU** construction can be made much simpler, in the following special case.

Remark 3.5. Assume that one of the component configurations is line-flexible. In this case we apply Proposition 2.4, and the precise position of the points incident to the line to be deleted can easily be found using the proof of this proposition. (Note that the dual case, i.e. if one of the component configurations is point-flexible, can be treated similarly.)

As a consequence, we have the following special case of the previous proposition.

Proposition 3.6. *Let \mathcal{C}_1 and \mathcal{C}_2 be two configurations with the respective symbols (n_k) and (n'_k) and let \mathcal{C}_2 be flexible. Then $\mathbf{DU}(\mathcal{C}_1, \mathcal{C}_2)$ exists and is a configuration with symbol $((n + n' - 1)_k)$.*

Figure 5 shows an example of this special case of the construction, applied to a (10_3) and a (9_3) configuration. Here the second component, the Pappus configuration, is a flexible configuration; its flexible line used in the construction is highlighted by green. The white point p and the dashed green line is deleted in the last step of the construction.

3.4.2. The $\mathbf{DU}(1)(\mathcal{C})$ construction. When discussing the deleted union construction in case of (n_4) configurations, Grünbaum observes that one can choose for \mathcal{C}_2 the polar of \mathcal{C}_1 [17]. This observation is naturally valid for any (n_k) configuration in a slightly more general form, thus we introduce for the $\mathbf{DU}(\mathcal{C}, \mathcal{C}^\delta)$ construction the notation $\mathbf{DU}(1)(\mathcal{C})$, or simply $\mathbf{DU}(1)$ if we do not want to specify the configuration. Indeed,

We have the following simple consequence of Propositions 2.3 and 3.4.

Corollary 3.7. *Let \mathcal{C} be any (n_k) configuration. Then $\mathbf{DU}(1)(\mathcal{C})$ exists and is a configuration with symbol $((2n - 1)_k)$.*

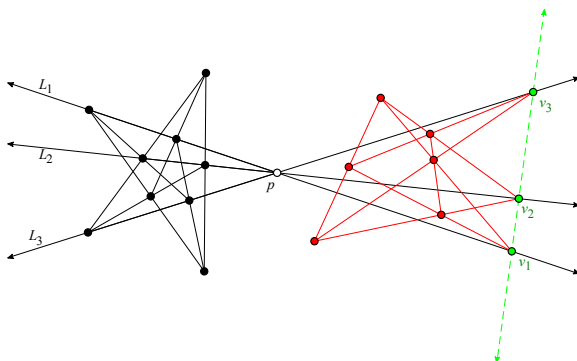


FIGURE 5. Example of the $\mathbf{DU}(\mathcal{C}_1, \mathcal{C}_2)$ construction, where \mathcal{C}_1 is the cyclic (10_3) configuration and \mathcal{C}_2 is the (9_3) Pappus configuration. The construction produces an (18_3) configuration. Neither the white point nor the green dashed line are elements of the final configuration.

The polarity applied here is induced by a conic [10]. Often, when \mathcal{C} is a configuration with rotational symmetry, we take this conic to be a circle concentric with the centre of rotation; hence the polarity in this particular case reduces to a reciprocation with respect to the circle in question (cf. e.g. [11]).

An example of this construction is shown in Figure 6. The original configuration \mathcal{C} is shown in black, with the deleted point p shown as a hollow green circle and the lines of the configuration labelled L_i . The dotted circle is the circle of reciprocation, and the magenta points v_i are the poles of the lines $L_i \in \mathcal{C}$ obtained under the reciprocation. The arbitrary line ℓ intersecting the lines L_1, L_2, L_3 is shown dashed green. The projective collineation π mapped v_1, v_2, v_3 in order to ℓ_1, ℓ_2, ℓ_3 , and the rest of the points v_i were mapped using this collineation to the other green points (unlabeled for clarity). The final configuration $\mathbf{DU}(1)(\mathcal{C})$ is the union of the solid black and green points and lines.

3.4.3. The $\mathbf{DU}(t)$ construction. This iterates the $\mathbf{DU}(1)$ construction, except that instead of working with a single configuration point p and arbitrary line ℓ , the construction uses several points p^1, p^2, \dots, p^{t-1} and lines $\ell^1, \ell^2, \dots, \ell^{t-1}$. That is, we construct each of the configurations $(\mathcal{C}^i)'$ associated with each pair p^i, ℓ^i independently, and then delete all the points p^i and lines $\pi_i(\varrho(p^i))$ and combine what remains (here ϱ denotes the polarity, which in some cases reduces to reciprocation).

It can directly be seen that for the iteration any number of configuration points can be used (each at one time). Thus we have:

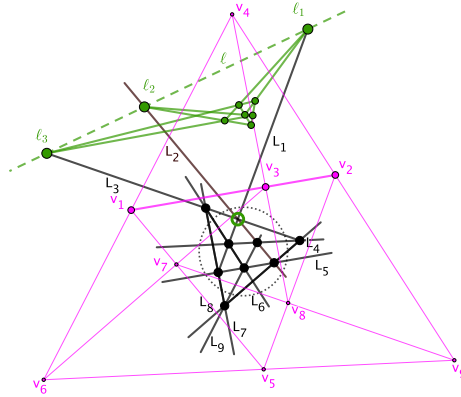


FIGURE 6. The $\mathbf{DU}(1)$ construction applied to one of the non-Pappus (9_3) configurations (for the details, see the text).

Proposition 3.8. *Let \mathcal{C} be any (n_k) configuration and $t \leq n$ a positive integer. Then $\mathbf{DU}(t)(\mathcal{C})$ exists and is a configuration with symbol $((t+1)n - t)_k$.*

Figure 7 shows a (33_3) configuration constructed by applying the $\mathbf{DU}(3)$ construction to a (9_3) configuration: the construction can be applied independently multiple times, even to points that are collinear in the original construction. (We note that the non-Pappus (9_3) configuration used here and in the previous figure is the one specified as $(9_3)_2$ by Hilbert and Cohn-Vossen [18].)

Remark 3.9. Since projective transformations do not preserve parallel lines, no additional pencils of parallel lines are guaranteed to be generated by this construction. Thus, if a configuration \mathcal{C} has independent pencils with p and q parallel lines, the configuration $\hat{\mathcal{C}}$ arising from applying $\mathbf{DU}(t)$ to \mathcal{C} will also have independent pencils of p and q parallel lines.

3.4.4. The $\mathbf{DU}^{(2)}(\mathcal{C}_1, \mathbf{AR}(\mathcal{C}_2))$ construction. This is a modified version of the $\mathbf{DU}(\mathcal{C}_1, \mathcal{C}_2)$ construction; here we use two points of \mathcal{C}_1 and two lines of $\mathbf{AR}(\mathcal{C}_2)$ to be deleted in the last step of the construction (the superscript in the notation refers to this feature). (We note that such a modification of the \mathbf{DU} construction is also used by Grünbaum, see [17, Figure 3.3.18].)

Assume that \mathcal{C}_1 is a k -configuration. Then Proposition 3.1 implies that \mathcal{C}_2 must be a $(k-1)$ -configuration; moreover, $\mathbf{AR}(\mathcal{C}_2)$ is a line-flexible configuration. Observe that if we used a simple \mathbf{DU} construction (with one deleted point and one deleted line), then (by Remark 3.5) the latter flexibility property would imply that the construction could easily be realized without any

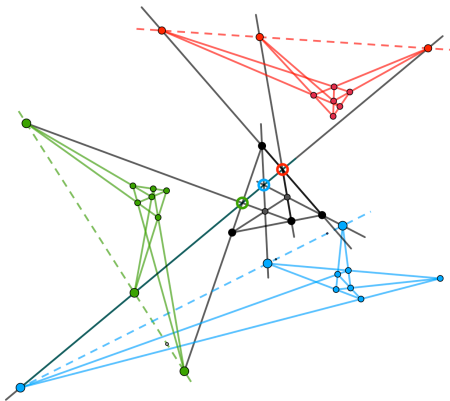


FIGURE 7. The configuration $\mathbf{DU}(3)(9_3)$ is a (33_3) configuration. Hollow points have been deleted from the original configuration (shown in black in the middle), and the dashed lines are the lines ℓ^1 , ℓ^2 , ℓ^3 which are not lines of the final configuration.

further condition. However, in the present case some additional conditions are needed, as follows.

CONDITION (P). Configuration \mathcal{C}_1 must contain a pencil \mathcal{P} through a configuration point D and a pencil \mathcal{P}' through a configuration point D' such that these two pencils form a centrally symmetric pair with respect to a centre O (which is not necessarily a configuration point).

The second condition concerns the mutual position of \mathcal{C}_1 and $\mathbf{AR}(\mathcal{C}_2)$ guaranteeing that the construction is feasible.

CONDITION (M). Let P_0 and P'_0 be two configuration points of \mathcal{C}_2 , and let M be the midpoint of the segment $P_0P'_0$. Then choose a mutual position of \mathcal{C}_1 and \mathcal{C}_2 such that

- (M1) M coincides with O ;
- (M2) the axis of affinity used in the $\mathbf{AR}(\mathcal{C}_2)$ construction goes through M ;
- (M3) one of the lines in pencil \mathcal{P} must go through P_0 (denote it by ℓ_0).

Now observe that the symmetry conditions ensure that the symmetric counterpart of the line ℓ_0 will go through P'_0 . Furthermore, recall that the flexible lines of $\mathbf{AR}(\mathcal{C}_2)$ are precisely the lines connecting a configuration point with each of its affine images (cf. Proposition 3.1). In particular, the line connecting the points $P_0, P_1 = \alpha_1(P_0), P_2 = \alpha_2(P_0), \dots, P_k = \alpha_k(P_0)$, where α_i denotes the i th affine transformation, will be a flexible line of $\mathbf{AR}(\mathcal{C}_2)$. For all i ($i = 1, 2, \dots, k$), the transformation α_i must be chosen so that $\alpha_i(P_0)$ is incident with the i th line of pencil \mathcal{P} . Practically, this means that first we determine the points P_i as intersections $\ell_i \cap d$ where ℓ_i is the i th line in the pencil \mathcal{P} and d is a line going through p_0 and perpendicular to the axis of affinity. Then, by this intersection condition, all the α_i affinities are determined (recall that an axial affinity is determined by its axis and one pair of corresponding points; hence in our case α_i is determined by the pair (P_0, P_i) for all i). For an illustration, see Figure 8.

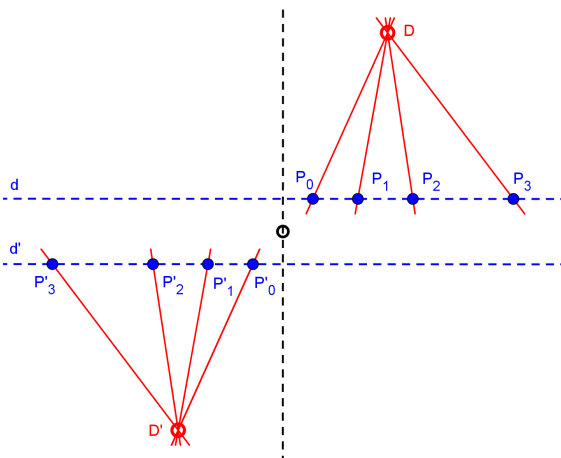


FIGURE 8. Illustration for the $\mathbf{DU}^{(2)}(\mathcal{C}_1, \mathbf{AR}(\mathcal{C}_2))$ construction with $k = 4$. Elements belonging to \mathcal{C}_1 are coloured red, while those belonging to $\mathbf{AR}(\mathcal{C}_2)$ are distinguished by blue. The vertical black line is the axis of affinity, and the centre of symmetry is denoted by an empty black circle.

The symmetry conditions imposed above ensure that for the points P_i and the line d we have their symmetric counterparts (with respect to the centre O) P'_i and d' such that the points are incident to the corresponding lines of \mathcal{P}' , and d' is a (flexible) line of $\mathbf{AR}(\mathcal{C}_2)$ parallel to d . Thus, what remains is to delete the points Q, Q' and the lines d, d' , and the construction $\mathbf{DU}^{(2)}(\mathcal{C}_1, \mathbf{AR}(\mathcal{C}_2))$ is now complete.

Figure 9 shows an example of a (26_4) configuration obtained by this construction. Here \mathcal{C}_1 is a (12_3) configuration shown in Figure 9a; its two pencils forming a centrally symmetric pair are highlighted in red, and their centre of

symmetry is denoted by an empty circle. The points denoted by red empty circles will be deleted. In the $\mathbf{AR}(\mathcal{C}_2)$ configuration shown in Figure 9b, \mathcal{C}_2 is a (4_2) quadrilateral. The flexible lines are horizontal (the dashed copies will be deleted). The vertical dashed line is the axis of affinity. The starting quadrilateral is shaded; its two vertices forming a centrally symmetric pair are shown in a larger size. The completed configuration is shown in Figure 9c.

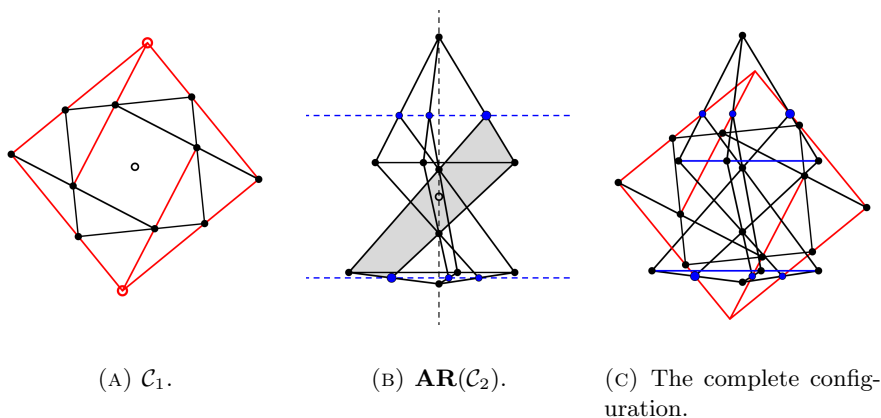


FIGURE 9. Example of the $\mathbf{DU}^{(2)}(\mathcal{C}_1, \mathbf{AR}(\mathcal{C}_2))$ construction producing a (26_3) configuration (for the details see the the text).

4. Systematic geometric constructions for $k = 5$

The smallest known geometric 5-configuration is a (48_5) configuration (shown in Figure 10). It is unknown whether there are smaller geometric 5-configurations. In order to reduce the bound on N_5 , in the next section we discuss various previously-known constructions that produce infinite series of (non-consecutive) 5-configurations, and introduce a few that have not been described previously in the literature.

4.1. “A-series” configurations

In [5], one of the authors (LWB) and Jill Faudree described a construction method that produces (n_k) configurations for any arbitrary $k \geq 3$ (but where n depends on the details of the construction and chosen parameters). For $k = 5$, the configurations $\mathcal{A}(m; 3, 3; 1, 2, 4)$ (among many other 5-configurations) are guaranteed to exist for all $m \geq 7$ except $m = 12$ and produce configurations $(8m_5)$. An example of the (80_5) configuration $\mathcal{A}(10; 3, 3; 1, 2, 4)$ is shown in Figure 11 along with the reduced Levi graph for the general family $\mathcal{A}(m; a, b; d_1, d_2, d_3)$. Moreover, a straightforward geometric argument shows

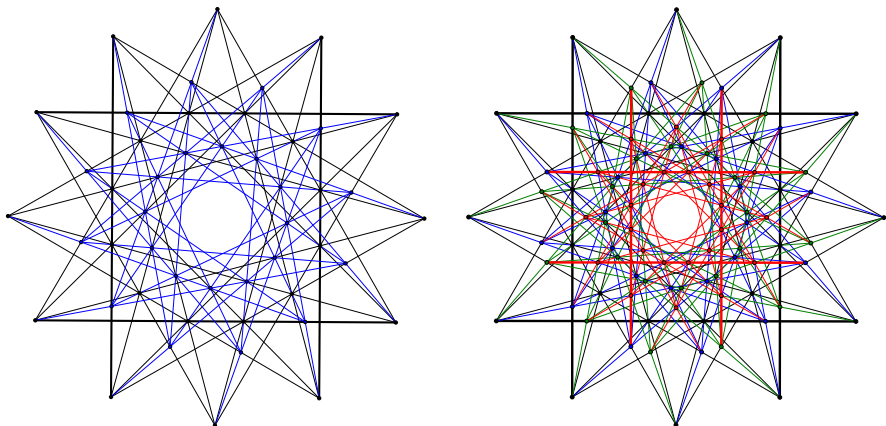


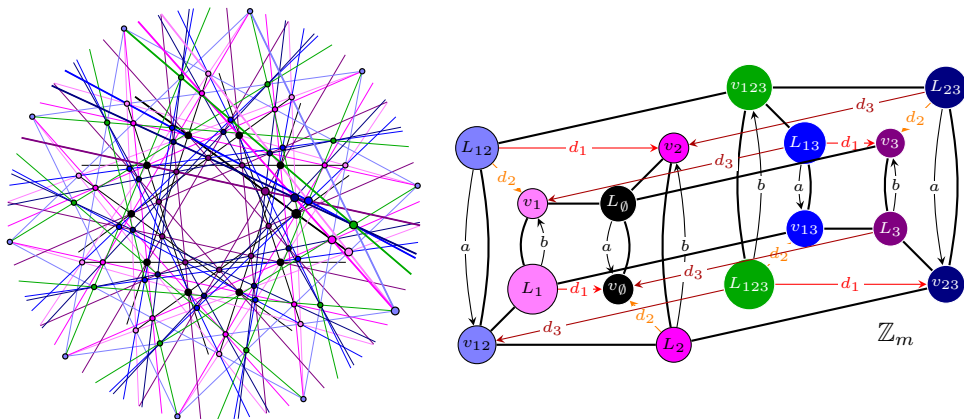
FIGURE 10. The smallest known 5-configuration (left), a (48_5) configuration, and the smallest known 6-configuration (right), a (96_6) configuration. Observe that the (48_5) configuration has two independent parallel pencils of size 2, and the (96_6) configuration has two independent parallel pencils of size 4.

that if m is odd, we are guaranteed that for $\mathcal{A}(m; 3, 3; 1, 2, 4)$, $p = q = 2$, while if m is even, $p = q = 4$.

There are a few special cases among the \mathcal{A} -series configurations; of particular note is the configuration $\mathcal{A}(12; 4, 4; 1, 3)$, which according to the details of the construction should be expected to produce a 4-configuration, but in fact has “extra incidences” and produces the smallest known 5-configuration, a (48_5) configuration. The configuration $\mathcal{A}(12; 3, 3; 1, 2, 4)$ has other extra incidences that cause it to not be a 5-configuration. However, the (96_5) configuration $\mathcal{A}(12; 5, 5; 1, 4, 6)$ does exist and has $p = q = 4$. In Table 1, we use the notation $\mathcal{A}(m)$ to refer to the specific configurations $\mathcal{A}(m; 3, 3; 1, 2, 4)$ for $m \neq 12$.

4.2. 5-configurations that are h -astral in \mathbb{E}^+

A *celestial* 4-configuration with symbol $m\#(s_1, t_1; \dots; s_h, t_h)$ is a polycyclic (actually, polydihedral) (mh_4) configuration with h symmetry classes of points and lines under the action of \mathbb{Z}_m and the reduced Levi graph shown in Figure 12. It has been described in a number of references; see, e.g., [17, Sections 3.5–3.8] (under the name h -astral, although h -astral typically refers to any polycyclic configuration with h symmetry classes, not just celestial ones) and [1]. There are several constraints that need to be satisfied for the parameters s_i, t_i to correspond to a realizable geometric configuration, described the cited references, but for most of the examples in this paper, the parameters are *trivial*, which means that the constraints are automatically satisfied.



(A) An example of a 5-configuration constructed as part of the \mathcal{A} -series, $\mathcal{A}(10; 3, 3; 1, 2, 4)$ (B) The reduced Levi graph for $\mathcal{A}(m; a, b; d_1, d_2, d_3)$. Colors of symmetry classes match those in the configuration in (A).

FIGURE 11. The $(8m_5)$ \mathcal{A} -series configurations, and their reduced Levi graphs

Following [8], we say that a *diameter* of a celestial configuration passes through the center of the configuration and one point of the symmetry class v_0 , and a *mid-diameter* is the rotation of a diameter by $\frac{\pi}{m}$. If m is even, then diameters connect points $(v_0)_i$ and $(v_0)_{i+\frac{m}{2}}$, and mid-diameters may or may not pass through configuration points depending on parity considerations of the celestial configuration symbol, while if m is odd, mid-diameters and diameters coincide.

In [17, p. 235], Grünbaum describes two configurations which are h -astral in the extended Euclidean plane, formed by adding diameters to certain celestial 4-configurations to form pencils of 5 parallel lines, and then adding certain points at infinity at the intersections of the pencils in such a way that each point of the configuration lies on 5 lines, and each line passes through 5 points. He provides two examples of this construction: one produces a (60_5) configuration (which is actually *astral*—that is, it has $\lfloor \frac{k+1}{2} \rfloor$ symmetry classes of points and lines, where $k = 5$ —in \mathbb{E}^+) by adding diameters and points at infinity to $(2)12\#(4, 1; 4, 5)$, and one which produces a (50_5) configuration with 5 symmetry classes in \mathbb{E}^+ , by adding diameters and points at infinity to the trivial celestial configuration $10\#(1, 2; 3, 4; 2, 1; 4, 3)$.

Our first construction generalizes Grünbaum’s (50_5) construction to form $(10\ell_5)$ configurations for $\ell \geq 1$, and our new second construction provides

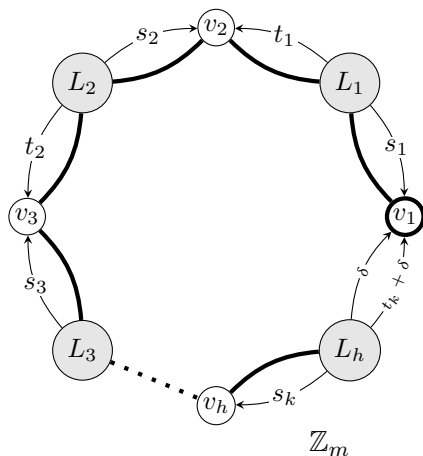
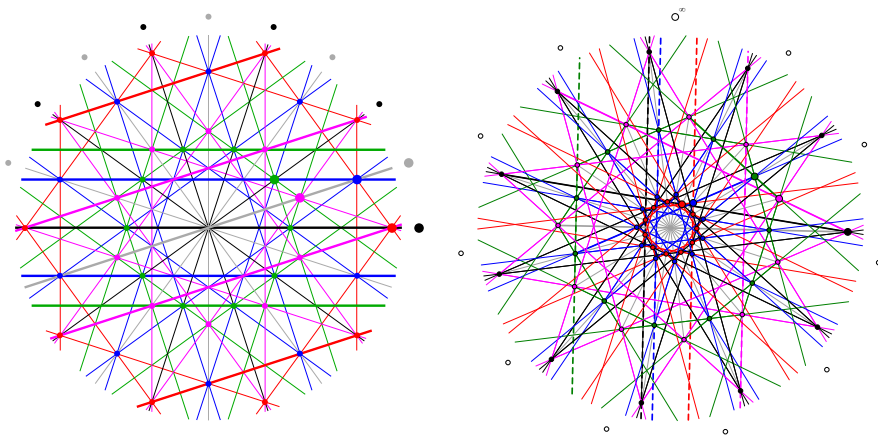


FIGURE 12. The reduced Levi graph for a general h -celestial 4-configuration with symbol $m\#(s_1, t_1; s_2, t_2; \dots; s_h, t_h)$. The quantity $\delta = \frac{1}{2} \sum_{i=1}^h (s_i - t_i)$ is the “twist” of the configuration.

a series of $(6(2\ell + 1)_5)$ configurations for $\ell \geq 5$. Small examples of each construction are shown in Figure 13.



(A) The (50_5) configuration $\mathcal{D}_4(5)$, which can be notated $2 \cdot 5\#(2, 1; 4, 3; 1, 2; 3, 4)D\infty; MD\infty$. (B) A (66_5) configuration, $\mathcal{D}_5(5)$. One parallel pencil (in \mathbb{E}^{2+}) is shown with thick dashed lines.

FIGURE 13. Examples of the $\mathcal{D}_4(\ell)$ and $\mathcal{D}_5(\ell)$ construction in \mathbb{E}^{2+} . Points outside the circular boundary of the configuration are at infinity.

4.2.1. The $(10\ell_5)$ configurations $\mathcal{D}_4(\ell)$ based on the celestial $2\ell\#(2, 1; 4, 3; 1, 2; 3, 4)$ configuration.

Construction. The $\mathcal{D}_4(\ell)$ construction proceeds as follows:

1. Construct the trivial celestial configuration $2\ell\#(2, 1, 4, 3, 1, 2, 3, 4)$, which has 4 symmetry classes of points and lines.
2. Construct all the diameters and mid-diameters (see [8] for discussion).
3. Add points at infinity in the directions of each of the diameters and mid-diameters.
4. Use a suitable projective transformation to project the configuration into \mathbb{E}^2 .

Lemma 4.1. *The $\mathcal{D}_4(\ell)$ construction produces a series of $(10\ell_5)$ configurations, for $\ell \geq 5$, with $p = q = 1$ when the configuration is projected into \mathbb{E}^2 from \mathbb{E}^{2+} .*

Proof. First, note that $2\ell\#(2, 1; 4, 3; 1, 2; 3, 4)$ is only defined for $\ell \geq 5$. By considering the parity of the spans of the configuration (following the similar analysis from [8]), note that the red and green points lie on lines through the origin at each even multiple of $\frac{\pi}{2\ell}$ (“diameters” in the language of [8]), while the blue and magenta points lie on lines at an odd multiple of $\frac{\pi}{2\ell}$ (“mid-diameters” in the language of [8]). That is, each diameter and mid-diameter passes through four points, two each of two colors.

When ℓ is odd, the configuration has ℓ quadruples of blue-green parallels, parallel to the diameters, and ℓ quadruples of red-magenta parallels, parallel to each of the mid-diameters, for 2ℓ sets of parallels, and by this description, each is also parallel to one of the diameters, that is, lines through the origin at an angle of $\frac{i\pi}{2\ell}$ for each i with $0 \leq i < 2\ell$. When ℓ is even, the blue-green parallels are parallel to the mid-diameters and the red-magenta parallels are parallel to the diameters.

In total, there are $(4 \cdot 2\ell)$ points and $(4 \cdot 2\ell)$ lines from the original configuration; 2ℓ added diameters, and 2ℓ added points at infinity, for a total of $5 \cdot 2\ell$ points, each lying on 5 lines, and $5 \cdot 2\ell$ lines, each passing through 5 points. \square

4.2.2. The $((12\ell + 6)_5)$ configurations $\mathcal{D}_5(\ell)$ based on the 5-celestial configuration

$(2\ell + 1)\#(5, 1; 2, 3; 4, 5; 1, 2; 3, 4)$. A second, new, construction, called $\mathcal{D}_5(\ell)$, begins with a trivial 5-celestial 4-configuration with pencils of 5 parallel lines and again adds diameters and points at infinity. In this case, the underlying celestial configurations have an odd number of points in each symmetry class.

Construction. The $\mathcal{D}_5(\ell)$ construction proceeds as follows:

1. Construct the trivial celestial configuration $(2\ell+1)\#(5, 1; 2, 3; 4, 5; 1, 2; 3, 4)$ for any $\ell \geq 5$.
2. Add all diameters (which, since $2\ell+1$ is odd, are also mid-diameters).
3. Add points at infinity in each of the directions $\frac{2i\pi}{2\ell+1}$.
4. If you like, use a suitable projective transformation to project the configuration into \mathbb{E}^2 .

Lemma 4.2. *The construction $\mathcal{D}_5(\ell)$ produces a $(6(2\ell+1)_5) = ((12\ell+6)_5)$ configuration for all $\ell \geq 5$, with $p = q = 1$ if the configuration is projected into \mathbb{E}^2 .*

Proof. First, observe that the configuration $(2\ell+1)\#(5, 1; 2, 3; 4, 5; 1, 2; 3, 4)$ is only defined for $\ell \geq 5$. Following the arguments in [8] (applied to the situation where $m = 2q + 1$ is odd), observe that diameters pass through one point of each of the five symmetry classes of points. Specifically, the diameter D_i , which passes through $(v_0)_i$ (black) and the center of the configuration, also passes through $(v_1)_{i-2}$ (red), $(v_2)_{i+4}$, $(v_3)_{i-1}$, and $(v_4)_{i+5}$.

Next observe that the lines $(L_0)_{i+3}$ (black), $(L_1)_{i-3}$ (red), $(L_2)_{i+2}$ (blue), $(L_3)_{i+4}$ (green), $(L_4)_{i-2}$ (magenta) are all parallel; we add a point at infinity, ∞_i , in each of those parallel directions.

Projecting via an appropriate projective transformation yields a 5-configuration in the ordinary Euclidean plane. Any parallels in the original configuration are likely destroyed in the projected version, but we certainly can find two independent lines in two different directions, hence $p = q = 1$. \square

The smallest member of this family, a (66_5) configuration named $\mathcal{D}_5(11)$, is shown in Figure 13b.

4.3. Nesting celestial 4-configurations to produce 5-configurations

In [9], new 5-configurations (in particular, the first known class of movable 5-configurations) were developed by “nesting” certain celestial 4-configurations and connecting them via repeated applications of two geometric lemmas, the Crossing Spans Lemma (see, e.g., [6]) and the Configuration Construction Lemma. In particular, given any h -celestial cohort $m\#S;T$ where $S = \{s_1, \dots, s_h\}$ and $T = \{t_1, \dots, t_h\}$, if $S \cap T = \emptyset$, then the construction in [9] produces a $((mh^2)_5)$ configuration. In what follows, we abbreviate certain of these configurations (with fixed choices of parameters) as $\mathcal{N}(h, m/s, s)$, where the particular choices of S and T depend on s and are described below.

While a complete understanding of parameters that correspond to celestial configurations for large values of h does not exist, there are known results for

$h = 2, 3, 4$ (see [1, 2, 17] among others) that are particularly relevant for the construction of small (n_5) configurations.

Proposition 4.3. *The following cohorts of systematic celestial configurations produce infinite classes of 5-configurations through the “nesting” construction with useful smallest elements:*

1. *The systematic 2-celestial cohort $6s\#\{3s - 1, 1\}; \{2s, 3s - 2\}$ produces a $(24s_5)$ configuration with symbol $\mathcal{N}(2, 6, s) = [6s\#\{3s - 1, 1\}; \{2s, 3s - 2\}] * 2$ for all $s \geq 2$; the case where $s = 2$ produces the known (48_5) configuration, which is the smallest known geometric 5-configuration.¹ Note that all elements of the celestial configuration $6s\#\{3s - 1, 2s; 1, 3s - 2\}$ have two pairs of disjoint parallel pairs, inherited by the nested configuration, so $p = q = 2$.*
2. *The systematic 3-celestial cohort $2s\#\{s - 1, 1, s - 4\}; \{s - 2, 2, s - 2\}$ produces a $(3^2(2s)_5) = (18s_5)$ configuration with symbol $\mathcal{N}(3, 2, s) = [2s\#\{s - 1, 1, s - 4\}; \{s - 2, 2, s - 2\}] * 3$ for $s \geq 5, 3 \nmid s$. The smallest element is a (90_5) configuration. When s is odd, the celestial configuration $2s\#\{s - 1, s - 2; 1, s - 2; s - 4, 2\}$ has two disjoint bands of 6 parallel lines inherited by the nested configuration. When s is even, each of the three celestial configurations involved in the “nesting” process has one pencil of four parallel lines and one pair of two parallel lines, so using one pencil of four parallel lines from two of the nested configurations maximizes the values of p and q . In summary, if s is odd, $p = q = 6$, and if s is even, $p = q = 4$.*
3. *The systematic 3-celestial cohort $3s\#\{s+1, s-1, 1\}; \{s, s, 3\}$ produces a $(3^2(3s)_5) = (27s_5)$ configuration with symbol $\mathcal{N}(3, 3, s) = [3s\#\{s+1, s-1, 1\}; \{s, s, 3\}] * 3$ for all $s \geq 3$ except $s = 4$; the case where $s = 3$ produces the known (81_5) configuration. When s is even, each celestial configuration contains 4 parallels in each of two directions. When s is odd and larger than 5, they have disjoint triples of parallels in two directions. However, when $s = 3, 5$ in a single configuration, due to the small number of points of the celestial configuration resulting in non-disjoint pencils, there is only a triple of parallels. However, these can be taken in each of two of the nested configurations. In summary, when s is even, $p = q = 4$, and when s is odd, $p = q = 3$.*

Proof. These results follow directly from Algorithm 2 in [9] and the lists of systematic celestial configurations in [1], along with ad hoc analysis of parallels in 2-celestial and 3-celestial configurations.

Note that in the case $\mathcal{N}(3, 2, s)$, the restriction that $3 \nmid s$ is due to the fact that when s is a multiple of 3, one of the permutations in the nested

¹It is interesting to note that this particular configuration can be re-analyzed as coming from several different constructions; it is also a special case of the \mathcal{A} -series construction, with symbol $\mathcal{A}(12; 3, 3; 1, 4)$ (expected to be a 4-configuration), due to extra incidences.

configurations results in celestial configurations with extra incidences (6 lines passing through one symmetry class of points, rather than 4).

In the case $\mathcal{N}(3, 3, s)$, when $s = 4$, the celestial configuration $12\#(5, 3; 3, 4; 1, 4)$, which would be one of the participants in the nesting, is degenerate, and so must be excluded. \square

We introduce here a more restrictive variant of this construction, which involves nesting only two copies of a h -celestial configuration (producing a non-movable configuration); this construction produces different configurations from those formed by applying Algorithm 2 from [9] with $h = 2$, and the allowable cohorts are significantly more restrictive. We present the construction in generality, but in Section 5 we only use the (54_5) configuration constructed as $\mathcal{N}'(9) = [9\#\{4, 2, 1\}; \{3, 3, 3\}] * 2'$, which is the third-smallest known 5-configuration.

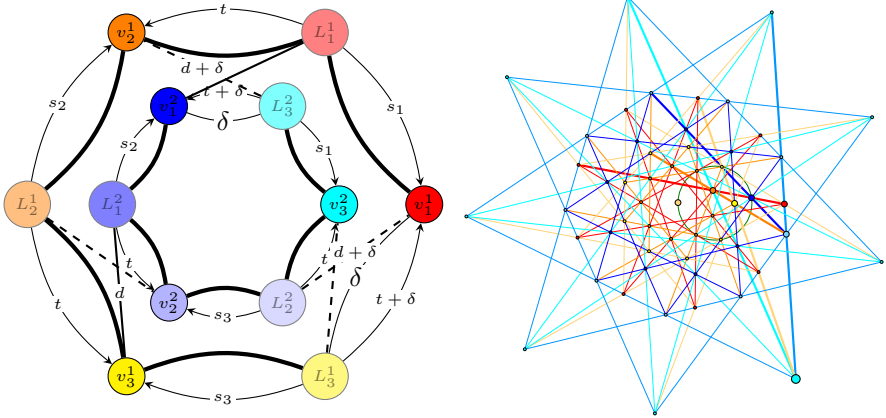
Construction. A construction for $[m\#\{s_1, s_2, s_3\}; \{t, t, t\}] * 2'$ and $[m\#\{s_1, s_2, s_3, s_4\}; \{t_1, t_1, t_2, t_2\}] * 2'$, respectively, where $S \cap T = \emptyset$.

1. Construct the celestial configuration $m\#(s_1, t; s_2, t; s_3, t)$ (respectively, $m\#(s_1, t_1; s_2, t_2; s_3, t_1; s_4, t_2)$) with vertex classes (v_i^1) and (L_i^1) and centre \mathcal{O} , $i = 1, 2, 3$; (respectively, $i = 1, 2, 3, 4$).
2. Choose a parameter d so that the circle passing through $(v_3^1)_d$, \mathcal{O} and $(v_3^1)_{d-s_2}$ (respectively, $(v_4^1)_{d-s_2}$) intersects line $(L_1^1)_0$; there are typically several possibilities.
3. Construct the circle and choose an intersection with line $(L_1^1)_0$ to form $(v_1^2)_0$;
4. Using $(v_1^2)_0$ as the initial starting vertex, construct the celestial configuration $m\#(s_2, t; s_3, t; s_1, t)$ (respectively, $m\#(s_2, t_1; s_3, t_2; s_4, t_1; s_1, t_2)$).

The reduced Levi graph of the construction for $[m\#\{s_1, s_2, s_3\}; \{t, t, t\}] * 2'$ and the (54_5) configuration $\mathcal{N}'(9) = [9\#\{4, 2, 1\}; \{3, 3, 3\}] * 2'$ are shown in Figure 14; as usual with celestial configurations, $\delta = \frac{1}{2}(\sum s_i - \sum t_i)$. Analysis of the base celestial configuration shows that $p = q = 3$ in the (54_5) configuration (taking one pencil of 3 parallel lines in each sub-configuration, for example).

Lemma 4.4. *Given a celestial cohort $m\#\{s_1, s_2, s_3\}; \{t, t, t\}$, Construction 4.3 produces a $(6m_5)$ configuration, and given a celestial cohort $m\#\{s_1, s_2, s_3, s_4\}; \{t_1, t_1, t_2, t_2\}$, Construction 4.3 produces a $(8m_5)$ configuration.*

Proof. The argument to show that the resulting incidence structure is a 5-configuration is extremely similar to those given in the proof of Algorithm



(A) The general reduced Levi graph for $[m\#\{s_1, s_2, s_3\}; \{t, t, t\}] * 2'$. (B) The (54_5) configuration $\mathcal{N}'(9) = [9\#\{4, 2, 1\}; \{3, 3, 3\}] * 2'$.

FIGURE 14. A new class of 5-configuration, denoted $[m\#\{s_1, s_2, s_3\}; \{t, t, t\}] * 2'$, is constructed similarly to the construction in [9] and produces $(18m_5)$ configurations in the rare cases when there exists a celestial 4-configuration of the cohort form $m\#\{s_1, s_2, s_3\}; \{t, t, t\}$. The smallest example, a (54_5) configuration, is $\mathcal{N}'(9) = [9\#\{4, 2, 1\}; \{3, 3, 3\}] * 2'$, which has $p = 3$ and $q = 3$ (using a triple of parallels in each nested configuration).

2 from [9], using the Crossing Spans Lemma and Configuration Construction Lemma described in that reference. Dotted lines in the reduced Levi graph shown in Figure 14a are forced by the Crossing Spans Lemma, and the highlighted green “gadget” in the reduced Levi graph is a result of the Configuration Construction Lemma, because in the construction, a circle was used to construct the points $(v_1^2)_0$. □

This construction generalizes in a straightforward way.

Lemma 4.5. *Given a celestial configuration cohort $m\#S;T$ with the property that $S \cap T = \emptyset$ and if h is even, T is partitioned into two subsets each of size $h/2$ where all the entries are the same, while if h is odd, all elements of T are equal, the construction $[m\#S;T] * 2'$ produces a $(2mh_5)$ configuration.*

Note that small celestial cohorts that satisfy the requirements of Lemma 4.5 are somewhat rare. The construction $[15\#\{7, 4, 2, 1\}; \{6, 6, 3, 3\}] * 2'$ produces a (120_5) configuration using this new construction, and $[24\#\{1, 2, 11\}; \{8, 8, 8\}] * 2'$ produces a (144_5) configuration, but we can produce these values of n in

other ways. There are no other cohorts with the necessary requirements for $m < 200$.

It is also interesting to note that the infinite cohort $3q\#\{1, 2, \dots, 2^{h-1}\}; \{q, q, \dots, q\}$ for $q = \frac{2^h+1}{3}$, t odd, and $h > 2$ described in [9, Theorem 5.3] produces infinitely many cohorts of this type, including $33\#\{1, 2, 4, 8, 16\}, \{11, 11, 11, 11, 11\}$ which constructs a (330_5) configuration, but the size of the corresponding configurations grows quickly. This does let us conclude that there are infinitely many 6-astral 5-configurations in \mathbb{E}^2 , however.

5. Bound for 5-configurations

In this section we establish a lower bound for the parameter N_k defined in the Introduction, in the particular case of 5-configurations. The constructions used are summarized in Table 1.

Theorem 5.1. $N_5 \leq 166$.

Proof. In [7], we showed that $N_5 \leq 576$.

Furthermore, we have constructed a sequence of existing (n_5) configurations from $m = 166$ to $m = 576$, with no gaps, as described below. This shows that $N_5 \leq 166$.

In the appendix, in Table 6, we present a list of one example of an (n_5) configuration for each n with $48 \leq n \leq 250$, along with notations for missing configurations, choosing to include a configuration with a maximal known number of parallel lines. A list of all known configurations $48 \leq n \leq 576$ is available at <https://github.com/UP-LaTeR/5-bounds-6-bounds>.

To confirm the correctness of the bounds in Theorem 5.1 we performed two separate computer computations. The first computation used *Mathematica* [21] and kept track of all construction information with each configuration constructed. The second approach used *Sage* [20] and used the idea of combining arithmetic sequences of configurations.

The known (n_5) configurations were produced in *Mathematica* as follows. At each step, the number of points and lines and the size of the independent pencils p and q for each configuration were tracked.

1. Construct the numbers n corresponding to the known systematic (n_5) configurations for $n = 48$ to 576 (note some numbers n are produced from several systematic constructions):
 - $8m$ for $m = 7, \dots, 72$ using $\mathcal{A}(m)$.
 - $10m$ for $m = 5, \dots, 57$ using $\mathcal{D}_4(s)$
 - $12s + 6$ for $s = 5, \dots, 47$ using $\mathcal{D}_5(s)$

TABLE 1. Summary of constructions for 5-configurations. By $\max_1(C, D)$ we mean the largest value among $\{p_C, p_D, q_C, q_D\}$ and $\max_2(C, D)$ is the second largest value among $\{p_C, p_D, q_C, q_D\}$, used with the **DU** construction, and $\max_1(C, r_p, r_q)$ (resp. $\max_2(C, r_p, r_q)$) is the largest (resp. second largest) value from among $\{4(p_C - r_p), 4(p_C - r_q), 1\}$, used in the **AS** construction. Configurations marked with * are line-flexible.

Construction	n	p	q	conditions
<i>Systematic constructions</i>				
$\mathcal{A}(2s)$	$16s$	4	4	$s \geq 4, s \neq 6$
$\mathcal{A}(2s + 1)$	$16s + 8$	2	2	$s \geq 3$
$\mathcal{D}_4(s)$	$10s$	1	1	$s \geq 5$
$\mathcal{D}_5(s)$	$12s + 6$	1	1	$s \geq 5$
$\mathcal{N}(2, 6, s)$	$24s$	2	2	$s \geq 2$
$\mathcal{N}(3, 2, 6j + 1)$	$180j + 18$	4	4	$j \geq 1$
$\mathcal{N}(3, 2, 6j + 2)$	$180j + 36$	6	6	$j \geq 1$
$\mathcal{N}(3, 2, 6j + 4)$	$180j + 72$	6	6	$j \geq 1$
$\mathcal{N}(3, 2, 6j + 5)$	$180j + 90$	4	4	$j \geq 0$
$\mathcal{N}(3, 3, 2j + 1)$	$54j + 27$	3	3	$j \geq 1$
$\mathcal{N}(3, 3, 2j)$	$54j$	4	4	$j > 2$
<i>Sporadic constructions</i>				
$\mathcal{N}'(9)$	54	3	3	
$\mathcal{A}(12)$	96	4	4	$\mathcal{A}(12; 5, 5; 1, 2, 4)$
<i>Grünbaum Calculus constructions (* = flexible)</i>				
DU (t)(C)	$(t + 1)m - t$	p_C	q_C	$C = (m_5)$
DU (C, D^*)	$m + \ell - 1$	$\max_1(C, D)$	$\max_2(C, D)$	$C = (m_5), D = (\ell_5^*)$
DU ⁽²⁾ ($C, \mathbf{AR}(D)$)	$n + 6m - 2$	$m - 2$	$\max\{p_C, q_C\}$	$C = (n_5)$ with central symmetry; $D = (m_4)$
AR (C)*	$6m$	m	0	$C = (m_4)$
PS (C)*	$5m$	$5p_C$	$5q_C$	$C = (m_5)$
AS (C, r_p, r_q)*	$4m + (p_C - r_p) + (q_C - r_q)$	$\max_1(C, r_p, r_q)$	$\max_2(C, r_p, r_q)$	$C = (m_5), 1 \leq r_p \leq p_C, 0 \leq r_q \leq q_C$

- $24s$ using $\mathcal{N}(2, 6, s)$; in particular, this includes the known (48_5) configuration $\mathcal{N}(2, 6, 2)$
- $18(3s + 2)$ and $18(3q + 4)$ for $q = 1, 2, \dots, 7$ using $\mathcal{N}(3, 2, s)$
- $27s$ for $s = 3, \dots, 32$ using $\mathcal{N}(3, 3, s)$
- Include $n = 54$ using the (54_5) configuration $\mathcal{N}'(9) = [9\#\{4, 2, 1\}; \{3, 3, 3\}]^*$

2. Apply Affine Replication to the sequence of 4-configurations $\{(18_4), (20_4), (21_4), (22_4), (24_4), (25_4), (26_4), \dots, (96_4)\}$ (consecutive after $n = 24$).

3. Next, apply each of the following constructions, at each step appending the results with $n \leq 576$ to the list of known (n_5) configurations before applying the next step:
 - (a) Parallel Switch
 - (b) $\mathbf{DU}(t)$ for $t = 1, \dots, 11$ (this produces lots of (n_5) configurations with $n > 576$, since $\mathbf{DU}(11)(\mathcal{N}(2, 6, 2))$ produces a (565_5) configuration, but we ignore them)
 - (c) Affine Switch
 - (d) Parallel Switch
 - (e) $\mathbf{DU}(t)$ for $t = 1, \dots, 11$ (Note that the single known configuration (555_5) is formed as $\mathbf{DU}(1)(\mathbf{PS}(\mathcal{A}(7)))$, so we do need to do this second round).

Continuing to iterate the sequence of constructions (\mathbf{PS} , \mathbf{DU} , \mathbf{AS}) more times does not result in any new configurations with $n \leq 576$. This sequence of constructions produces consecutive configurations for $n \geq 470$.

Next, observe that the outputs of Parallel Switch, Affine Switch, and Affine Replication are all line-flexible configurations, so we use these outputs as one of the configurations \mathcal{D} in the $\mathbf{DU}(\mathcal{C}, \mathcal{D}^*)$ flexible construction. This allows us to construct additional (n_5) configurations which were not constructible using the previous techniques. Specifically, we identify pairs of configurations $\mathcal{C} = (n_5)$ and $\mathcal{D} = ((n_x^*)_5)$, where $x \in \{\mathbf{PS}, \mathbf{AR}, \mathbf{AS}\}$ means that D is the output of an application of parallel switch, affine replication, or affine switch respectively, such that $n + n_x - 1$ is missing from the list of previously constructed configurations. Then we apply $\mathbf{DU}(\mathcal{C}, \mathcal{D}^*)$ to those pairs to construct additional configurations. (Note that because the configurations \mathcal{D} are line-flexible, we can use the \mathbf{DU} construction to “attach” them to \mathcal{C} without disrupting the parallel lines contained in \mathcal{C} .)

Finally, we find three small 5-configurations by hand using the $\mathbf{DU}^{(2)}(C, \mathbf{AR}(D))$ construction, where C is an (n_5) configuration with a halfturn symmetry relating two pencils and the configuration D is a (m_4) configuration, as discussed in Section 3.4.4. Note that the \mathcal{A} -series configurations have halfturn symmetry for even m , and the known (48_5) configuration has 12-fold rotational symmetry (and thus halfturn symmetry) as well, so beginning with one point and pencil of the configuration, the image of the pencil under halfturn rotation is itself a pencil of the configuration, as required.

- $(182_5) = \mathbf{DU}^{(2)}(\mathcal{A}(8), \mathbf{AR}(20_4))$ (note $\mathcal{A}(8) = (64_5)$)
- $(172_5) = \mathbf{DU}^{(2)}(\mathcal{N}(2, 6, 2), \mathbf{AR}(21_4))$ (note $\mathcal{N}(2, 6, 2) = (48_5)$)
- $(154_5) = \mathbf{DU}^{(2)}(\mathcal{N}(2, 6, 2), \mathbf{AR}(18_4))$

The final list of missing 5-configuration numbers greater than 48 is $\{49, 51, 52, 53, 55, 57, 58, 59, 61, 62, 63, 65, 67, 68, 69, 71, 73, 74, 75, 76, 77, 79, 82, 83, 84, 85, 86, 87, 89, 91, 92, 93, 94, 97, 98, 101, 103, 105, 106, 109, 113, 115, 116, 117, 118, 121, 122, 123, 124, 125, 129, 133, 134, 137, 141, 145, 146, 147, 149, 151, 153, 158, 164, 165\}$. \square

It is unknown whether there exist (n_5) configurations with n in the list of missing 5-configurations. Note that the smallest possible combinatorial 5-configuration is (21_5) and the smallest *known* topological 5-configuration is (36_5) (unpublished, found by the first author); the existence of geometric (n_5) configurations for $21 \leq n < 48$ is unknown as well.

6. Bound for 6-configurations

We use similar techniques to reduce the lower bound for N_6 . In [7], we showed that $N_6 < 7350$, by using the fact that $N_4 \leq 24$, so that there is a consecutive sequence of configurations $[(24_4), (25_4), (26_4), \dots]$, using affine replication to produce the sequence $[(144_5), (150_5), (6 \cdot 26_5), \dots]$, using affine replication again to produce the sequence $[(1008_6), (1050_5), (7 \cdot 6 \cdot 26_5), \dots]$ and then applying affine switch to produce consecutive bands of 6-configurations for all $n \geq 7350$.

The smallest known 6-configuration is a (96_6) configuration, constructed using the \mathcal{A} -series construction with parameters that lead to extra incidences in just the right way. Its construction is described in [4] and it is shown in Figure 10.

To decrease the bound and fill in gaps between $n = 96$ and $n = 7350$, as in the 5-configuration case, we consider known constructions for systematic 6-configurations, as well as the Grünbaum calculus operations described above. The three smallest known 6-configurations have $n = 96, 110, 112$, although the (112_6) configuration has symmetry classes of points that are very close together, so it is not very intelligible.

Known systematic constructions for 6-configurations are described in [4]; there are two known infinite families. The first is the \mathcal{A} -series described above for 5-configurations, but using one more parameter: the family $\mathcal{A}(m; 3, 3; 1, 2, 4, 5)$ for $m \geq 7$ produces $(16m_6)$ configurations, excluding $m = 12$ due to extra incidences. However, the configuration $\mathcal{A}(12; 5, 5; 1, 2, 3, 7)$ is well-defined. In Table 3, we use the notation $\mathcal{A}(m)$ to refer to the specific configurations $\mathcal{A}(m; 3, 3; 1, 2, 4, 5)$ for $m \neq 12$. As with the \mathcal{A} -series for 5-configurations, these configurations have $p = q = 4$ when m is even and $p = q = 2$ when m is odd. The configuration $\mathcal{A}(7; 3, 3; 1, 2, 4, 5)$ produces the known (112_6) configuration.

The second known infinite family of 6-configurations, first described as part of a general family of $(2q, 2k)$ -configurations in [3], are called *multicestial*

configurations. The construction of multicelestial 6-configurations with symbol $m\#(t_0, t_1, t_2)(s_0, s_1)$ is specifically detailed in [4]. These produce $(10m_6)$ configurations with dihedral m -gonal symmetry for all integers $m \geq 11$ except $m = 12$, with the known (110_6) configuration arising from $11\#(3, 2, 1)(4, 5)$. In general, these configurations have a lot of parallel lines, but the number of parallels depends on the choice of parameters. The parameters $m\#(3, 2, 1)(4, 5)$ are valid for $m = 11$ and $m \geq 13$ ($m = 12$ has extra incidences), and the parameters $m\#(5, 3, 1)(7, 9)$ are valid for $m \geq 19$. Note that while the multicelestial construction does not produce a (120_6) configuration, there are several known (120_6) configurations, using a variant construction, described in [4] (e.g., the one shown in Figure 7 of that paper); inspection shows $p = q = 4$. Examples of a multicelestial configuration and an \mathcal{A} -series 6-configuration are shown in Figure 15.

Because we will use multicelestial configurations as input into Grünbaum Calculus operations, specifically into Affine Switch, it is useful to perform a detailed analysis of the maximum number of independent parallel lines in these configurations. Multicelestial configurations have 10 symmetry classes of points and 10 symmetry classes of lines, where the 10 line classes are indexed as $(L)_i$ (one class), $(L_j^r)_i$ where $j \in \{0, 1, 2\}$ and $r \in \{0, 1\}$ (6 classes), and $(L_{j,k}^{0,1})_i$ where $\{j, k\} \subseteq \{0, 1, 2\}$ (3 classes). The parameters j, k, r refer to indices in the ordered sets $T = (t_0, t_1, t_2)$ or (s_0, s_1) where $0 < t_j, s_r < \frac{m}{2}$ and $S \cap T = \emptyset$. Analyzing the details of the construction from [4] shows that lines $(L_j^r)_{\frac{1}{2}(t_j - s_r) + i}$ and lines $(L_{j,k}^{0,1})_{\frac{1}{2}(t_j + t_k - s_0 - s_1) + i}$ are parallel to line $(L)_0$ whenever the indices (i.e., $\frac{1}{2}(t_j + t_k - s_0 - s_1)$ or $\frac{1}{2}(t_j - s_r)$) are integers. Furthermore, if m is odd, we can replace $\frac{1}{2}$ with $\lceil \frac{m}{2} \rceil$ in all cases, so that for each of the other nine line types, there is one representative that is parallel to $(L)_0$. When m is odd, some line types have representatives that are parallel to $(L)_0$ and some do not (depending whether the indices $\frac{1}{2}(t_j + t_k - s_0 - s_1)$ or $\frac{1}{2}(t_j - s_r)$ are integers); however, it is true that if $(L_x^y)_a$ is parallel to $(L)_0$, then so is $(L_x^y)_{a + \frac{m}{2}}$.

In summary, if m is odd, any value of parameters $(t_0, t_1, t_2)(s_0, s_1)$ produces a pencil of 10 parallel lines in a single direction (say, parallel to $(L)_0$). However, when m is even, analysis of the parities shows that if the parameters $(t_0, t_1, t_2)(s_0, s_1)$ contains elements of both parities, then the best we can do is six lines in a single direction. Since $m\#(t_0, t_1, t_2)(s_0, s_1)$ is disconnected when m and the parameters are all even, it follows that the most parallel lines in a single direction for even m occurs when t_j, s_r are all odd, which is possible only when $m \geq 20$.

Finally, we need to determine whether the lines in the pencils are disjoint. For $m \geq 21$, m odd, the configuration $m\#(5, 3, 1)(7, 9)$ has two disjoint pencils with 10 lines in each pencil; similarly, for $m \geq 40$, m even, the configuration $m\#(5, 3, 1)(7, 9)$ has two disjoint pencils with 20 lines in each pencil. For smaller values of m , we inspected all configurations for each set of possible

parameter values ($m \leq 20$) or odd parameter values ($22 \leq m < 40$, m even) after eliminating all lines that are incident with points of an initial pencil of lines parallel to $(L)_0$, to determine the maximum number of parallel lines in independent pencils. The results are shown in Table 2.

TABLE 2. Maximum number of independent lines in two parallel pencils in a multicelestial 6-configuration $m\#(t_0, t_1, t_2)(s_0, s_1)$.

		even m	parameters	p	q
		12	-		
		14	(3,2,1)(4,5)	12	0
		16	(5,4,2)(6,7)	12	4
		18	(5,4,1)(6,7)	12	4
odd m	parameters	p	q		
11	(3,2,1)(4,5)	10	0	20	0
13	(3,2,1)(4,5)	10	1	22	0
15	(3,2,1)(4,5)	10	1	24	2
17	(3,2,1)(4,5)	10	2	26	2
19	(5,3,1)(7,9)	10	4	28	4
≥ 21	(5,3,1)(7,9)	10	10	30	2
		32	(5,3,1)(7,9)	20	8
		34	(5,3,1)(7,9)	20	4
		36	(5,3,1)(7,9)	20	8
		38	(5,3,1)(7,9)	20	8
		≥ 40	(5,3,1)(7,9)	20	20

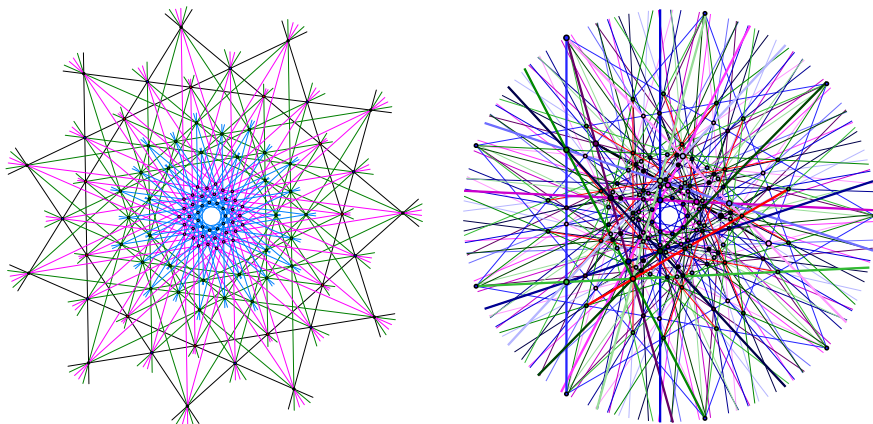
Theorem 6.1. $N_6 \leq 585$.

Proof. First we enumerated the systematic 6-configurations. Then we enumerated the 5-configurations up to 1050, following the procedure listed in the proof of Theorem 5.1. Note this count already includes the 4-configurations bootstrapped up through affine replication. We took this longer list of 5-configurations and applied affine replication to produce a starting collection of 6-configurations.

Next, we iteratively applied the constructions **DU**, **PS**, and **AS** until no new configurations were produced, to produce a “current set” \mathcal{M} of missing values for n , a “current set” \mathcal{S} of all known 6-configurations on less than 7350 points, and a subset of \mathcal{S} called \mathcal{F} consisting of the flexible configurations formed as outputs of affine or parallel switch or affine replication.

Next, we constructed $\mathbf{DU}(\mathcal{C}, \mathcal{D}^*)$ where $\mathcal{C} = (\ell_6)$, $\mathcal{D}^* = (m_6)$ such that $\ell + m - 1 \in \mathcal{M}$, where $\mathcal{C} \in \mathcal{S}$ and $\mathcal{D}^* \in \mathcal{F}$.

We included these configurations into \mathcal{S} , and determined the “current missing” values between $n = 96$ and $n = 7350$.



(A) A (110_6) multicelestial configuration, $11\#(3, 2, 1)(4, 5)$

(B) The A -series (144_6) configuration $\mathcal{A}(m; 3, 3; 1, 2, 4, 5)$ with $m = 9$. The configurations (112_6) and (128_6) configurations with $m = 7, 8$ are well-defined but their points are too close together to be intelligible.

FIGURE 15. Some pictures of small 6-configurations.

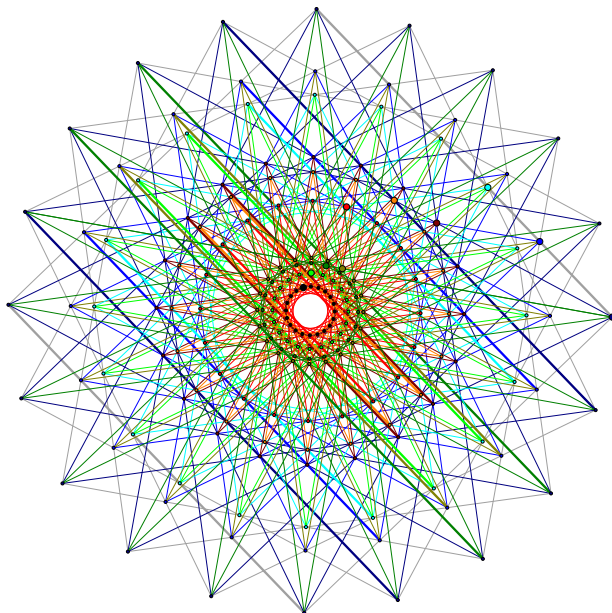


FIGURE 16. The multicelestial configuration $20\#(5, 3, 1)(7, 9)$ has 20 parallel lines.

TABLE 3. Summary of constructions for 6-configurations. By $\max_1(C, D)$ we mean the largest value among $\{p_C, p_D, q_C, q_D\}$ and $\max_2(C, D)$ is the second largest value among $\{p_C, p_D, q_C, q_D\}$, used with the **DU** construction, and $\max_1(C, r_p, r_q)$ (resp. $\max_2(C, r_p, r_q)$) is the largest (resp. second largest) value from among $\{5(p_C - r_p), 5(p_C - r_q), 1\}$, used in the **AS** construction. Configurations marked with * are line-flexible.

Construction	n	p	q	conditions
<i>Systematic constructions</i>				
$\mathcal{A}(2j+1)$	$32j+16$	2	2	$j \geq 3$
$\mathcal{A}(2j)$	$32j$	4	4	$j \geq 4, j \neq 6$
$m\#(t_0, t_1, t_2)(s_0, s_1)$	$10m$	see Table 2	see Table 2	$m \geq 11, m \neq 12$
<i>Sporadic constructions</i>				
$\mathcal{A}(12; 4, 4; 1, 3, 5)$	96	4	4	
$\mathcal{A}(12)$	192	4	4	$\mathcal{A}(12; 5, 5; 1, 2, 3, 7)$
4-astral	120	4	4	See [4, Figure 7]
<i>Grünbaum Calculus constructions (* = flexible)</i>				
DU (t)(C)	$(t+1)m-t$	p_C	q_C	$C = (m_6)$
DU (C, D^*)	$m+\ell-1$	$\max_1(C, D)$	$\max_2(C, D)$	$C = (m_6), D^* = (\ell_6)$
DU ⁽²⁾ ($C, \mathbf{AR}(D)$)	see Table 5	$m-2$	$\max\{p_C, q_C\}$	$C = (n_6)$ with central symmetry; $D = (m_5)$
AR (C)*	$7m$	m	0	$C = (m_5)$
PS (C)*	$6m$	$6p_C$	$6q_C$	$C = (m_6)$
AS (C, r_p, r_q)*	$5m + (p_C - r_p) + (q_C - r_q)$	$\max_1(C, r_p, r_q)$	$\max_2(C, r_p, r_q)$	$C = (m_6), 1 \leq r_p \leq p_C, 0 \leq r_q \leq q_C$

Finally, we applied **DU**⁽²⁾($C, \mathbf{AR}(D)$), for D in the set of known 5-configurations, by hand, since for $n \leq 618$ we only needed to consider (m_5) configurations with $m \leq 100$. The resulting 6-configurations are listed in Table 5. The configurations \mathcal{C} listed in the table have been abbreviated by their symbol for conciseness; specifically, we used $(200_6) = 20\#(5, 3, 1)(7, 9)$, $(160_6) = 16\#(5, 4, 2)(6, 7)$, $(140_6) = 14\#(3, 2, 1)(4, 5)$, the sporadic 4-astral (120_6) , and the sporadic (96_6) configuration $\mathcal{A}(12; 4, 4; 1, 3, 5)$, which all have half-turn symmetry.

TABLE 5. Small 6-configurations produced by ad hoc application of **DU**⁽²⁾($C, \mathbf{AR}(D)$).

$(618_6) = \mathbf{DU}^{(2)}(200_6, \mathbf{AR}(60_5))$	$(586_6) = \mathbf{DU}^{(2)}(140_6, \mathbf{AR}(64_5))$	$(566_6) = \mathbf{DU}^{(2)}(120_6, \mathbf{AR}(64_5))$
$(548_6) = \mathbf{DU}^{(2)}(200_6, \mathbf{AR}(50_5))$	$(542_6) = \mathbf{DU}^{(2)}(96_6, \mathbf{AR}(64_5))$	$(536_6) = \mathbf{DU}^{(2)}(160_6, \mathbf{AR}(54_5))$
$(534_6) = \mathbf{DU}^{(2)}(200_6, \mathbf{AR}(48_5))$	$(516_6) = \mathbf{DU}^{(2)}(140_6, \mathbf{AR}(54_5))$	$(514_6) = \mathbf{DU}^{(2)}(180_6, \mathbf{AR}(48_5))$
$(494_6) = \mathbf{DU}^{(2)}(160_6, \mathbf{AR}(48_5))$	$(474_6) = \mathbf{DU}^{(2)}(140_6, \mathbf{AR}(48_5))$	$(472_6) = \mathbf{DU}^{(2)}(96_6, \mathbf{AR}(54_5))$
$(468_6) = \mathbf{DU}^{(2)}(120_6, \mathbf{AR}(50_5))$	$(454_6) = \mathbf{DU}^{(2)}(120_6, \mathbf{AR}(48_5))$	$(444_6) = \mathbf{DU}^{(2)}(96_6, \mathbf{AR}(50_5))$

This results in the following missing values: {97, 98, 99, 100, 101, 102, 103, 104, 105, 106, 107, 108, 109, 111, 113, 114, 115, 116, 117, 118, 119, 121, 122, 123, 124, 125, 126, 127, 129, 131, 132, 133, 134, 135, 136, 137, 138, 139, 141, 142, 143, 145, 146, 147, 148, 149, 151, 152, 153, 154, 155, 156, 157, 158, 159, 161, 162, 163, 164, 165, 166, 167, 168, 169, 171, 172, 173, 174, 175, 177, 178, 179, 181, 182, 183, 184, 185, 186, 187, 188, 189, 193, 194, 195, 196, 197, 198, 199, 201, 202, 203, 204, 205, 206, 207, 209, 211, 212, 213, 214, 215, 216, 217, 218, 221, 222, 225, 226, 227, 228, 229, 231, 232, 233, 234, 235, 236, 237, 238, 241, 242, 243, 244, 245, 246, 247, 248, 249, 251, 252, 253, 254, 257, 258, 261, 262, 263, 264, 265, 266, 267, 268, 269, 271, 273, 274, 275, 276, 277, 278, 281, 282, 283, 284, 285, 289, 291, 292, 293, 294, 295, 296, 297, 298, 301, 302, 303, 305, 306, 307, 308, 309, 311, 312, 313, 314, 315, 316, 317, 318, 321, 322, 323, 324, 325, 326, 327, 329, 331, 332, 333, 335, 337, 338, 341, 342, 343, 344, 345, 346, 347, 348, 349, 353, 354, 355, 356, 357, 361, 362, 363, 364, 365, 366, 367, 369, 371, 372, 373, 374, 375, 376, 377, 385, 386, 387, 389, 391, 393, 394, 395, 396, 397, 398, 401, 402, 403, 404, 405, 406, 407, 408, 409, 411, 412, 413, 414, 417, 421, 422, 423, 424, 425, 426, 427, 428, 429, 433, 434, 435, 436, 438, 441, 442, 443, 446, 449, 451, 452, 453, 456, 457, 458, 466, 467, 471, 491, 492, 498, 502, 506, 513, 518, 522, 523, 524, 532, 533, 564, 584}. \square

7. Open questions and further work

Question 1. What are the actual values for N_4 , N_5 and N_6 ?

The \mathcal{A} -series construction produces k -configurations for all $k \geq 4$, and the multicelestial construction can theoretically be applied to produce $2q$ -configurations for $q \geq 2$, but in general, very little is known about extremely highly incident (n_k) configurations, where $k > 6$.

Question 2. What do the techniques used in this paper say about bounds on N_k for $k \geq 7$?

The smallest known geometric 5-configuration has 48 points and lines, and we use it extensively in constructing additional 5- and 6-configurations. Finding a smaller configuration would likely allow lowering the value for N_5 .

Question 3. We know that the smallest geometric 3-configuration has 9 points and lines, and the smallest geometric 4-configuration has 18 points and lines, but there is no (19_4) configuration. How many points and lines does the smallest 5-configuration have? What about the smallest k -configuration in general?

Question 4. There are only two known constructions (the \mathcal{A} -series and multicelestial constructions) that produce infinite families of symmetrically realizable 6-configurations. Can we find other symmetric constructions that will let us reduce the bound for N_6 ?

Question 5. Most of the Grünbaum Calculus operations do not apply to unbalanced configurations, where the number of points and lines is different. Can we find other operations that allow the development of small bounds on the existence of $[q, k]$ -configurations?

8. Acknowledgements

Gábor Gévay's research was supported in part by the Hungarian National Research, Development and Innovation Office, OTKA grant No. SNN 132625. Tomaž Pisanski's work is supported in part by the Slovenian Research Agency (research program P1-0294 and research projects N1-0032, J1-9187, J1-1690, N1-0140, J1-2481), and in part by H2020 Teaming InnoRenew CoE.

On behalf of all authors, the corresponding author states that there is no conflict of interest.

Data Availability Statement: Mathematica code and the data produced from running that code, including a list of all known (n_5) configurations with $48 \leq n \leq 576$ produced from the processes described above, is available at <https://github.com/UP-LaTeX/5-bounds-6-bounds>.

References

- [1] Angela Berardinelli and Leah Wrenn Berman. Systematic celestial 4-configurations. *Ars Math. Contemp.*, 7(2):361–377, 2014. [18](#), [23](#)
- [2] L. W. Berman. A characterization of astral (n_4) configurations. *Discrete Comput. Geom.*, 26(4):603–612, 2001. [23](#)
- [3] Leah Wrenn Berman. Constructing highly incident configurations. *Discrete Comput. Geom.*, 46(3):447–470, 2011. [29](#)
- [4] Leah Wrenn Berman. Geometric constructions for symmetric 6-configurations. In *Rigidity and symmetry*, volume 70 of *Fields Inst. Commun.*, pages 61–85. Springer, New York, 2014. [29](#), [30](#), [33](#)
- [5] Leah Wrenn Berman and Jill R. Faudree. Highly incident configurations with chiral symmetry. *Discrete Comput. Geom.*, 49(3):671–694, 2013. [17](#)
- [6] Leah Wrenn Berman, Jill R. Faudree, and Tomaž Pisanski. Polycyclic movable 4-configurations are plentiful. *Discrete Comput. Geom.*, 55(3):688–714, 2016. [22](#)
- [7] Leah Wrenn Berman, Gábor Gévay, and Tomaž Pisanski. Connected geometric (n_k) configurations exist for almost all n . *The Art of Discrete and Applied Mathematics*, 4(3), 2021. [1](#), [2](#), [5](#), [6](#), [7](#), [8](#), [9](#), [26](#), [29](#)
- [8] Leah Wrenn Berman and Branko Grünbaum. Deletion constructions of symmetric 4-configurations. Part I. *Contrib. Discrete Math.*, 5(1):18–33, 2010. [19](#), [21](#), [22](#)

- [9] Leah Wrenn Berman, Elliott Jacksch, and Lander Ver Hoef. An infinite class of movable 5-configurations. *Ars Math. Contemp.*, 10(2):411–425, 2016. [22](#), [23](#), [24](#), [25](#), [26](#)
- [10] H. S. M. Coxeter. *Projective Geometry*. Springer-Verlag, New York, 1994. Revised reprint of the second (1974) edition. [3](#), [11](#), [13](#)
- [11] H. S. M. Coxeter and S. L. Greitzer. *Geometry Revisited*. The Mathematical Association of America, Washington, D.C., 1967. [13](#)
- [12] Garrett Flowers. *Embeddings of Configurations*. PhD thesis, University of Victoria, Victoria, British Columbia, Canada, 2015. [2](#)
- [13] Branko Grünbaum. Connected (n_4) configurations exist for almost all n . *Geombinatorics*, 10(1):24–29, 2000. [1](#)
- [14] Branko Grünbaum. Which (n_4) configurations exist? *Geombinatorics*, 9(4):164–169, 2000. [1](#)
- [15] Branko Grünbaum. Connected (n_4) configurations exist for almost all n —an update. *Geombinatorics*, 12(1):15–23, 2002. [1](#)
- [16] Branko Grünbaum. Connected (n_4) configurations exist for almost all n —second update. *Geombinatorics*, 16(2):254–261, 2006. [1](#)
- [17] Branko Grünbaum. *Configurations of Points and Lines*, volume 103 of *Graduate Studies in Mathematics*. American Mathematical Society, Providence, RI, 2009. [1](#), [6](#), [7](#), [10](#), [12](#), [14](#), [18](#), [19](#), [23](#)
- [18] D. Hilbert and S. Cohn-Vossen. *Geometry and the Imagination*. Chelsea Publishing Company, New York, 1990. [14](#)
- [19] Tomaz Pisanski and Brigitte Servatius. *Configurations from a Graphical Viewpoint*. Birkhäuser Advanced Texts. Birkhäuser, New York, 2013. [1](#), [6](#), [9](#)
- [20] The Sage Developers. *SageMath, the Sage Mathematics Software System (Version 9.5)*, 2022. <https://www.sagemath.org>. [26](#)
- [21] Wolfram Research, Inc. Mathematica, Version 13.0.0. Champaign, IL, 2021. [26](#)

Appendix

The following list gives an example of an (n_5) configuration for each n where we know such a configuration exists, for $n \leq 250$.

TABLE 6. Examples of known geometric (n_5) configurations, $n \leq 250$. Values of n marked with * indicate that that configuration is flexible. For each n , although there may be multiple known configurations, a configuration with a highest-known number of parallel lines from our computational results is chosen to be displayed, if one is known.

n	p	q	Description
≤ 47			Unknown
48	2	2	$\mathcal{N}(2, 6, 2)$
49			Unknown
50	1	1	$\mathcal{D}_4(5)$
51			Unknown
52			Unknown
53			Unknown
54	3	3	$\mathcal{N}'(9)$
55			Unknown
56	1	1	$\mathcal{A}(7)$
57			Unknown
58			Unknown
59			Unknown
60	1	1	$\mathcal{D}_4(6)$
61			Unknown
62			Unknown
63			Unknown
64	2	2	$\mathcal{A}(8)$
65			Unknown
66	1	1	$\mathcal{D}_5(5)$
67			Unknown
68			Unknown
69			Unknown
70	1	1	$\mathcal{D}_4(7)$
70			Unknown
72	2	2	$\mathcal{N}(2, 6, 3)$
73			Unknown
74			Unknown
75			Unknown
76			Unknown
77			Unknown
78	1	1	$\mathcal{D}_5(6)$
79			Unknown
80	2	2	$\mathcal{A}(10)$
81	3	3	$\mathcal{N}(3, 3, 3)$
82			Unknown

TABLE 6. Known geometric (n_5) configurations, $n \leq 250$
(continued)

n	p	q	Description
83			Unknown
84			Unknown
85			Unknown
86			Unknown
87			Unknown
88	1	1	$\mathcal{A}(11)$
89			Unknown
90	6	6	$\mathcal{N}(3, 2, 5)$
91			Unknown
92			Unknown
93			Unknown
94			Unknown
95	2	2	$\mathbf{DU}(1)(\mathcal{N}(2, 6, 2))$
96	2	2	$\mathcal{A}(12; 5, 5; 1, 2, 4)$
97			Unknown
98			Unknown
99	1	1	$\mathbf{DU}(1)(\mathcal{D}_4(5))$
100	1	1	$\mathcal{D}_4(10)$
101			Unknown
102	1	1	$\mathcal{D}_5(8)$
103			Unknown
104	1	1	$\mathcal{A}(13)$
105			Unknown
106			Unknown
107	3	3	$\mathbf{DU}(1)(\mathcal{N}'(9))$
108*	18	0	$\mathbf{AR}(18_4)^*$
109			Unknown
110	1	1	$\mathcal{D}_4(11)$
111	1	1	$\mathbf{DU}(1)(\mathcal{A}(7))$
112	2	2	$\mathcal{A}(14)$
113			Unknown
114	1	1	$\mathcal{D}_5(9)$
115			Unknown
116			Unknown
117			Unknown
118			Unknown
119	1	1	$\mathbf{DU}(1)(\mathcal{D}_4(6))$
120*	20	0	$\mathbf{AR}(20_4)^*$
121			Unknown
122			Unknown
123			Unknown

TABLE 6. Known geometric (n_5) configurations, $n \leq 250$
 (continued)

n	p	q	Description
124			Unknown
125			Unknown
126*	21	0	$\mathbf{AR}(21_4)^*$
127	2	2	$\mathbf{DU}(1)(\mathcal{A}(8))$
128	2	2	$\mathcal{A}(16)$
129			Unknown
130	1	1	$\mathcal{D}_4(13)$
131	1	1	$\mathbf{DU}(1)(\mathcal{D}_5(5))$
132*	22	0	$\mathbf{AR}(22_4)^*$
133			Unknown
134			Unknown
135	3	3	$\mathcal{N}(3, 3, 5)$
136	1	1	$\mathcal{A}(17)$
137			Unknown
138	1	1	$\mathcal{D}_5(11)$
139	1	1	$\mathbf{DU}(1)(\mathcal{D}_4(7))$
140	1	1	$\mathcal{D}_4(14)$
141			Unknown
142	2	2	$\mathbf{DU}(2)(\mathcal{N}(2, 6, 2))$
143	2	2	$\mathbf{DU}(1)(\mathcal{N}(2, 6, 3))$
144*	24	0	$\mathbf{AR}(24_4)^*$
145			Unknown
146			Unknown
147			Unknown
148	1	1	$\mathbf{DU}(2)(\mathcal{D}_4(5))$
149			Unknown
150*	25	0	$\mathbf{AR}(25_4)^*$
151			Unknown
152	1	1	$\mathcal{A}(19)$
153			Unknown
154	16	2	$\mathbf{DU}^{(2)}(\mathcal{N}(2, 6, 2), \mathbf{AR}(18_4)^*)$
155	1	1	$\mathbf{DU}(1)(\mathcal{D}_5(6))$
156*	26	0	$\mathbf{AR}(26_4)^*$
157	18	1	$\mathbf{DU}(\mathcal{D}_4(5), \mathbf{AR}(18_4)^*)$
158			Unknown
159	2	2	$\mathbf{DU}(1)(\mathcal{A}(10))$
160	3	3	$\mathbf{DU}(2)(\mathcal{N}'(9))$
161	3	3	$\mathbf{DU}(1)(\mathcal{N}(3, 3, 3))$
162*	27	0	$\mathbf{AR}(27_4)^*$
163	18	1	$\mathbf{DU}(\mathcal{A}(7), \mathbf{AR}(18_4)^*)$
164			Unknown

TABLE 6. Known geometric (n_5) configurations, $n \leq 250$
(continued)

n	p	q	Description
165			Unknown
166	1	1	DU (2)($\mathcal{A}(7)$)
167	20	2	DU ($\mathcal{N}(2, 6, 2)$, AR (20_4))*
168*	28	0	AR (28_4)*
169	20	1	DU ($\mathcal{D}_4(5)$, AR (20_4))*
170	1	1	$\mathcal{D}_4(17)$
171	18	2	DU ($\mathcal{A}(8)$, AR (18_4))*
172	19	2	DU ⁽²⁾ ($\mathcal{N}(2, 6, 2)$, AR (21_4))
173	21	2	DU ($\mathcal{N}(2, 6, 2)$, AR (21_4))*
174*	29	0	AR (29_4)*
175	1	1	DU (1)($\mathcal{A}(11)$)
176	2	2	$\mathcal{A}(22)$
177	18	1	DU ($\mathcal{D}_4(7)$, AR (18_4))*
178	1	1	DU (2)($\mathcal{D}_4(6)$)
179	6	6	DU (1)($\mathcal{N}(3, 2, 5)$)
180*	30	0	AR (30_4)*
181	22	1	DU ($\mathcal{D}_4(5)$, AR (22_4))*
182	18	2	DU ⁽²⁾ ($\mathcal{A}(8)$, AR (20_4))
183	20	2	DU ($\mathcal{A}(8)$, AR (20_4))*
184	1	1	$\mathcal{A}(23)$
185	22	3	DU ($\mathcal{N}'(9)$, AR (22_4))*
186*	31	0	AR (31_4)*
187	22	1	DU ($\mathcal{A}(7)$, AR (22_4))*
188	18	3	DU ($\mathcal{N}(3, 3, 3)$, AR (18_4))*
189	3	3	$\mathcal{N}(3, 3, 7)$
190	2	2	DU (2)($\mathcal{A}(8)$)
191	2	2	DU (1)($\mathcal{A}(12)$)
192*	32	0	AR (32_4)*
193*	4	2	AS ($\mathcal{N}(2, 6, 2)$, 1, 0)*
194*	1	2	AS ($\mathcal{N}(2, 6, 2)$, 2, 0)*
195*	1	4	AS ($\mathcal{N}(2, 6, 2)$, 2, 1)*
196*	1	1	AS ($\mathcal{N}(2, 6, 2)$, 2, 2)*
197	1	1	DU (3)($\mathcal{D}_4(5)$)
198*	33	0	AR (33_4)*
199	1	1	DU (1)($\mathcal{D}_4(10)$)
200	1	1	$\mathcal{D}_4(20)$
201*	1	1	AS ($\mathcal{D}_4(5)$, 1, 0)*
202*	1	1	AS ($\mathcal{D}_4(5)$, 1, 1)*
203	1	1	DU (1)($\mathcal{D}_5(8)$)
204*	34	0	AR (34_4)*
205	26	1	DU ($\mathcal{D}_4(5)$, AR (26_4))*

TABLE 6. Known geometric (n_5) configurations, $n \leq 250$
 (continued)

n	p	q	Description
206	21	3	$\mathbf{DU}(\mathcal{N}(3, 3, 3), \mathbf{AR}(21_4)^*)$
207	1	1	$\mathbf{DU}(1)(\mathcal{A}(13))$
208	2	2	$\mathcal{A}(26)$
209	27	2	$\mathbf{DU}(\mathcal{N}(2, 6, 2), \mathbf{AR}(27_4)^*)$
210*	35	0	$\mathbf{AR}(35_4)^*$
211	27	1	$\mathbf{DU}(\mathcal{D}_4(5), \mathbf{AR}(27_4)^*)$
212	22	3	$\mathbf{DU}(\mathcal{N}(3, 3, 3), \mathbf{AR}(22_4)^*)$
213	3	3	$\mathbf{DU}(3)(\mathcal{N}'(9))$
214	2	2	$\mathbf{DU}(2)(\mathcal{N}(2, 6, 3))$
215	18	0	$\mathbf{DU}(1)(\mathbf{AR}(18_4)^*)$
216*	36	0	$\mathbf{AR}(36_4)^*$
217*	8	3	$\mathbf{AS}(\mathcal{N}'(9), 1, 0)^*$
218*	4	3	$\mathbf{AS}(\mathcal{N}'(9), 2, 0)^*$
219*	1	3	$\mathbf{AS}(\mathcal{N}'(9), 3, 0)^*$
220*	1	8	$\mathbf{AS}(\mathcal{N}'(9), 3, 1)^*$
221*	1	4	$\mathbf{AS}(\mathcal{N}'(9), 3, 2)^*$
222*	37	0	$\mathbf{AR}(37_4)^*$
223	2	2	$\mathbf{DU}(1)(\mathcal{A}(14))$
224	2	2	$\mathcal{A}(28)$
225*	1	1	$\mathbf{AS}(\mathcal{A}(7), 1, 0)^*$
226*	1	1	$\mathbf{AS}(\mathcal{A}(7), 1, 1)^*$
227	1	1	$\mathbf{DU}(1)(\mathcal{D}_5(9))$
228*	38	0	$\mathbf{AR}(38_4)^*$
229	30	1	$\mathbf{DU}(\mathcal{D}_4(5), \mathbf{AR}(30_4)^*)$
230	1	1	$\mathcal{D}_4(23)$
231	28	2	$\mathbf{DU}(\mathcal{A}(8), \mathbf{AR}(28_4)^*)$
232	1	1	$\mathbf{DU}(2)(\mathcal{D}_5(6))$
233	31	2	$\mathbf{DU}(\mathcal{N}(2, 6, 2), \mathbf{AR}(31_4)^*)$
234*	39	0	$\mathbf{AR}(39_4)^*$
235	31	1	$\mathbf{DU}(\mathcal{D}_4(5), \mathbf{AR}(31_4)^*)$
236	2	2	$\mathbf{DU}(4)(\mathcal{N}(2, 6, 2))$
237	1	1	$\mathbf{DU}(3)(\mathcal{D}_4(6))$
238	2	2	$\mathbf{DU}(2)(\mathcal{A}(10))$
239	20	0	$\mathbf{DU}(1)(\mathbf{AR}(20_4)^*)$
240*	40	0	$\mathbf{AR}(40_4)^*$
241	3	3	$\mathbf{DU}(2)(\mathcal{N}(3, 3, 3))$
242*	1	1	$\mathbf{AS}(\mathcal{D}_4(6), 1, 1)^*$
243	3	3	$\mathcal{N}(3, 3, 9)$
244	25	2	$\mathbf{DU}(\mathbf{DU}(1)(\mathcal{N}(2, 6, 2)), \mathbf{AR}(25_4)^*)$
245	33	2	$\mathbf{DU}(\mathcal{N}(2, 6, 2), \mathbf{AR}(33_4)^*)$
246*	41	0	$\mathbf{AR}(41_4)^*$

TABLE 6. Known geometric (n_5) configurations, $n \leq 250$
(continued)

n	p	q	Description
247	33	1	$\mathbf{DU}(\mathcal{D}_4(5), \mathbf{AR}(33_4)^*)$
248	1	1	$\mathcal{A}(31)$
249	31	2	$\mathbf{DU}(\mathcal{A}(8), \mathbf{AR}(31_4)^*)$
250*	5	5	$\mathbf{PS}(\mathcal{D}_4(5))^*$

Leah Wrenn Berman*

Department of Mathematics & Statistics

University of Alaska Fairbanks

P.O. Box 756660

Fairbanks, Alaska, 99775-6660

USA

e-mail: lwberman@alaska.edu

Gábor Gévay

Bolyai Institute

University of Szeged

Aradi vértanúk tere 1

Szeged, 6720

Hungary

e-mail: gevay@math.u-szeged.hu

Tomaž Pisanski

University of Primorska

Koper, Slovenia

and Institute of Mathematics, Physics and Mechanics

University of Ljubljana

Ljubljana, Slovenia

e-mail: pisanski@upr.si

¹*Corresponding Author