

Tilings of the Sphere by Congruent Quadrilaterals or Triangles

Ho Man Cheung, Hoi Ping Luk, Min Yan*
Hong Kong University of Science and Technology

February 9, 2024

Abstract

We completely classify edge-to-edge tilings of the sphere by congruent quadrilaterals. As part of the classification, we also present a modern version of the classification of edge-to-edge tilings of the sphere by congruent triangles. Together with our series of papers that classifies edge-to-edge tilings of the sphere by congruent pentagons, we complete the classification of edge-to-edge tilings of the sphere by congruent polygons.

Keywords: Spherical tiling, Quadrilateral, Triangle, Classification.

Contents

1	Introduction	2
2	Construction	6
2.1	Platonic Solids and Earth Map Tilings	7
2.2	Subdivision	10
2.3	Simple Subdivision	12
2.4	Modification	15
2.5	Sporadic Tilings	21

*Research was supported by Hong Kong RGC General Research Fund 16303515 and 16305920.

3	Technique	24
3.1	Notations and Conventions	25
3.2	Counting	28
3.3	Geometry	32
3.4	Adjacent Angle Deduction	43
4	Tiling by Rhombus or Non-general Triangle	45
5	Tiling by General Triangle or Kite	50
6	Tiling by General Quadrilateral	62
7	Tiling by Almost Equilateral Quadrilateral	78
7.1	Two Degree 3 Vertices	80
7.2	Single Degree 3 Vertex	91

1 Introduction

The history of 2-dimensional spherical tilings can be traced as early as Plato, Archimedes, and Kepler. However, compared with the abundance of works about tilings of the plane [24, 35], works about tilings of the sphere are relatively rare. One recent breakthrough is the complete classification of tilings of the sphere by regular polygons [1, 19, 34]. Another fundamental problem with long history is tilings of the sphere by congruent polygons.

In an *edge-to-edge* tiling of the sphere by congruent polygons, the polygon must be a triangle, quadrilateral, or pentagon. The classification of edge-to-edge tilings of the sphere by congruent triangles was started in 1924 by Sommerville [26], somewhat completed by Davis [12], and fully completed in 2002 by Ueno and Agaoka [27]. In a series of papers [5, 6, 8, 18, 29, 30, 31], we completely classified edge-to-edge tilings of the sphere by congruent pentagons. This paper completely classifies edge-to-edge tilings of the sphere by congruent quadrilaterals. Therefore the fundamental problem of edge-to-edge tilings of the sphere by congruent polygons is finally solved.

Not much is known about non-edge-to-edge tilings of the sphere by congruent polygons. Dawson and Doyal [13, 14, 15, 16, 17] did some partial works on triangular tilings. We hope the method developed for edge-to-edge tilings, the algorithms developed by Rao [24], and the trigonometric Diophantine analysis can be used to solve the problem.

The following is the main result of this paper.

Theorem. *Edge-to-edge tilings of the sphere by congruent quadrilaterals are the following:*

1. *Platonic: Cube P_6 , quadrilateral subdivisions $Q_{\square}P_4, Q_{\square}P_6, Q_{\square}P_{12}$ of the Platonic solids, quadricentric subdivision $C_{\square}P_{12}$ of the Platonic solids, flip modifications $FQ_{\square}P_6, FQ_{\square}P_8$ of the quadrilateral subdivisions of the cube and octahedron.*
2. *Earth map: Two families $E_{\square}1, E_{\square}2$, their flip modifications $FE_{\square}1, F_1E_{\square}2, F_2E_{\square}2$, and a rearrangement $RE_{\square}1$.*
3. *Sporadic: $S_{12\square}1, S_{16\square}1, S_{16\square}2, S_{16\square}3, FS_{16\square}3, S_{16\square}4, S_{36\square}5, S_{36\square}6$.*

We denote the Platonic solids by P_f , where f is the number of tiles. The quadrilateral subdivision Q_{\square} and the quadricentric subdivision C_{\square} are uniform constructions that change Platonic solids to tilings by congruent quadrilaterals. The theorem actually includes all quadrilateral and quadricentric subdivisions because we have $Q_{\square}P_4 = C_{\square}P_6 = C_{\square}P_8$, $Q_{\square}P_6 = Q_{\square}P_8$, $Q_{\square}P_{12} = Q_{\square}P_{20}$, and $C_{\square}P_{12} = C_{\square}P_{20}$. Moreover, the tilings $P_6, Q_{\square}P_6$ are deformed in the sense they allow free parameters.

The earth map tilings are infinite families with no limit on the number of tiles. The flip modifies part (or several parts) of tilings to get new tilings. The pentagonal version of the earth map tiling was first introduced in [32] as a combinatorial concept, and then appeared as tilings by congruent almost equilateral pentagons [8].

Some quadrilateral tilings are intertwined with triangular tilings. As part of the classification argument, we also obtain the classification of triangular tilings in a more modern and efficient way than Davis [12] and Ueno and Agaoka [27].

Theorem. *Edge-to-edge tilings of the sphere by congruent triangles are the following:*

1. *Platonic: Tetrahedron P_4 , octahedron P_8 , icosahedron P_{20} , triangular subdivisions $T_{\triangle}P_4, T_{\triangle}P_6, T_{\triangle}P_8, T_{\triangle}P_{12}, T_{\triangle}P_{20}$ of the Platonic solids, barycentric subdivisions $B_{\triangle}P_6, B_{\triangle}P_{12}$ of the Platonic solids, flip modification $FB_{\triangle}P_8$ of the barycentric subdivision of the octahedron.*

2. *Earth map: Three families $E_{\Delta 1}, E_{\Delta 2}, E_{\Delta 3}$, and their flip modifications $FE_{\Delta 1}, F'E_{\Delta 1}, FE_{\Delta 2}, FE_{\Delta 3}$.*

3. *Sporadic: Simple triangular subdivisions $S_{\Delta}P_6$ of the cube.*

The triangular subdivision T_{Δ} and the barycentric subdivision B_{Δ} are uniform constructions that change Platonic solids to tilings by congruent triangles. Again the theorem includes all triangular and barycentric subdivisions because we have $B_{\Delta}P_4 = T_{\Delta}P_6$, $B_{\Delta}P_6 = B_{\Delta}P_8$, and $B_{\Delta}P_{12} = B_{\Delta}P_{20}$.

The prime in the notation $F'E_{\Delta 1}$ means further modification on the flip modification $FE_{\Delta 1}$. The simple triangular subdivision $S_{\Delta}P_6$ of the cube independently divides each square face of the regular cube into half. There are seven such tilings, and five of the seven are already included in the first two categories. We may also regard $S_{\Delta}P_6$ as the Platonic type.

Edge-to-edge tilings of the sphere by congruent quadrilaterals can have four possible edge combinations: general a^2bc , kite a^2b^2 , almost equilateral a^3b , and rhombus a^4 (see Figure 2 and Lemma 1). Kite and rhombus tilings can be derived from triangular tilings. Akama, van Cleemput, and Sakano [2, 3, 4, 25] used the relation to obtain the classification.

Therefore the main result of this paper is the classification of general and almost equilateral tilings. These are much more difficult than kite and rhombus tilings. In fact, Ueno and Agaoka [28] tried the almost equilateral tilings and highlighted the difficulty in classifying the case. We use the insight from our work on pentagonal tilings, especially the almost equilateral a^4b tilings [8]. We develop various new technical tools, especially the global counting argument, to completely classify quadrilateral tilings.

The two difficult cases can also be classified by the existing techniques, in less efficient and less insightful way. Liao, Qian, Wang, and Xu [20] classified general a^2bc tilings by using the older idea of special tile in [29, 30]. Moreover, Myerson [23] and Coolsaet [10] classified all the convex almost equilateral quadrilaterals, such that all four angles are rational multiples of π . The classification was based on the trigonometric Diophantine analysis by Conway and Jones [9], and was intended as a way of classifying almost equilateral a^3b tilings. Cheung and Luk [7] and Liao, Qian, Wang, and Xu [21, 22] extended the work to non-convex quadrilaterals, and finished the classification of almost equilateral tilings (including the cases the angles are not rational multiples of π).

The alternative approaches are more specialised. The special tile method cannot be used for classifying almost equilateral quadrilateral tilings. The

trigonometric Diophantine analysis is much more complicated for almost equilateral pentagons, and it remains to be seen whether the method can lead to the classification of almost equilateral pentagonal tilings. In [8], we developed more sophisticated and systematic techniques to classify almost equilateral pentagonal tilings. These techniques are transferred to triangular and quadrilateral tilings, and become the key techniques in this paper.

Finally, we outline the content of this paper.

Section 2 gives detailed description of all the tilings. We first describe Platonic solids and earth map tilings, which are the primary tilings. Then we apply subdivision and flip modification operations to get new tilings from the primary tilings. We end the section with the list of sporadic tilings. We note that some sporadic tilings are also earth map tilings, except only three or four timezones are allowed. Therefore sporadic earth map tilings are not parts of infinite families.

Section 3 is the technical preparation. The first major technique is counting, which is combinatorial and global. The second major technique is geometrical, and uses straight edges (part of great arcs) and simple boundary. In particular, we give an updated treatment of the equality obtained by Coolsaet [10], but drop the convexity requirement. Moreover, we also show that the equality effectively implies the existence of the quadrilateral. The existence is very important because there are many tilings that are combinatorially valid but are actually impossible due to geometrical reasons. The third major technique is the adjacent angle deduction, which was first developed for pentagonal tilings. It is a convenient language to describe tile arrangements around vertices, and can be regarded as mini-tiling pictures. The adjacent angle deduction argument saves us from lots of pictures (there are already 76 pictures in this paper!), and even enables certain argument that cannot be easily done by pictures.

The subsequent sections are the classification proof. In Section 4, we classify rhombus tilings, and then use this to classify isosceles triangular tilings. In Section 5, we classify general triangular tilings, and then use this to classify kite tilings. In Section 6, we classify general quadrilateral tilings. In Section 7, we classify almost equilateral quadrilateral tilings.

The proof requires some calculations, especially for almost equilateral quadrilaterals. All calculations can be done symbolically, and give exact values. Moreover, when we present approximate values such as $\sin b = 0.3246$ and $\alpha = 0.4195\pi$, we mean $0.3246 < \sin b < 0.3247$ and $0.4195\pi < \alpha < 0.4196\pi$.

2 Construction

In general, there are three edge length combinations for triangles. See Figure 1. All three combinations are suitable for tiling the sphere. In all the tiling pictures, we indicate the edge lengths a, b, c by normal, thick, and dashed lines. In this section, we draw triangular tiling pictures without indicating the angles. The reader can fill the angles by referring to Figure 1.

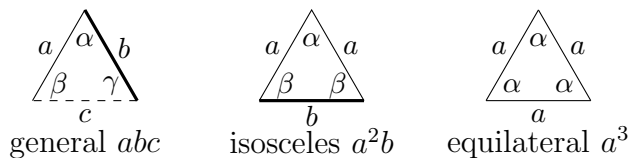


Figure 1: All possible triangles, with distinct a, b, c .

For quadrilaterals, there are four edge length combinations that are suitable for tiling the sphere. See Figure 2 and Lemma 1. The quadrilateral with the edge combination a^2bc is the most *general* among the four. Moreover, the rhombus is exactly the equilateral quadrilateral.

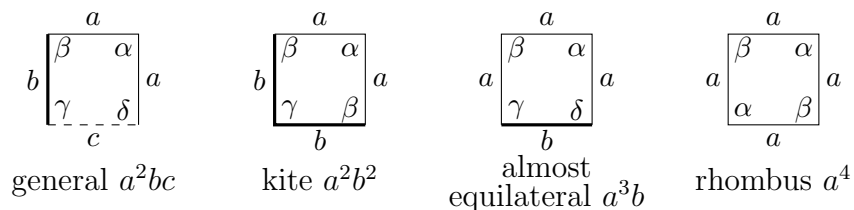


Figure 2: Quadrilaterals suitable for tiling, with distinct a, b, c .

In this section, we also draw quadrilateral tiling pictures without indicating the angles. For general quadrilateral tilings and kite tilings, the reader can fill the angles by referring to Figure 2. For almost equilateral quadrilateral tilings, however, we need to know the orientation of $\alpha \rightarrow \beta \rightarrow \gamma \rightarrow \delta$ in order to fill the angles. Our convention is that tiles without indication have the counterclockwise orientation, and tiles with “-” indication have the clockwise orientation. See the first and second of Figure 3. For rhombus tilings, we use \bullet to indicate the β angle. See the third of Figure 3.

The general triangle has several symmetries, such as exchanging (α, b) with (β, c) . The general quadrilateral has the symmetry of exchanging (β, b)

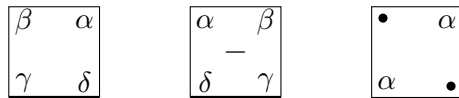


Figure 3: Angle indications when not determined by edges.

with (δ, c) . The kite has the symmetry of exchanging (α, a) with (γ, b) . The almost equilateral quadrilateral has the symmetry of exchanging (α, δ) with (β, γ) . The rhombus has the symmetry of exchanging α with β . If one tiling can be obtained from the other by an exchange symmetry, then we consider two tilings to be the same. When we say “up to symmetry”, we mean up to one of the exchange symmetries above.

2.1 Platonic Solids and Earth Map Tilings

There are two primary sources of tilings by congruent polygons. The first is the five *Platonic solids*, given by Figure 4. Note that the tiles are congruent, but are not required to be regular. In other words, these are *deformed* Platonic solids. In fact, the tetrahedron P_4 , the cube P_6 , and the dodecahedron P_{12} allow two free parameters [5, 31], and the octahedron P_8 allows one free parameter. The icosahedron P_{20} cannot be deformed.

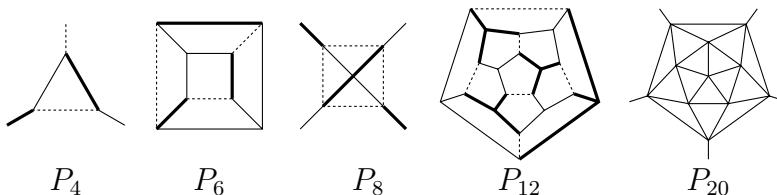


Figure 4: Platonic solids.

The opposite of deformation is *reduction*. The $a = b = c$ reductions of P_4, P_6, P_8, P_{12} are the regular Platonic solids. The $a = b$ reduction of P_4 is isosceles triangular tiling. The $a = b$ and $b = c$ reductions of P_6 are almost equilateral and kite tilings.

Table 1 gives the data for the triangular and quadrilateral Platonic solids, where f is the number of tiles.

The second source of tilings is the *earth map tiling*. Figure 5 gives all the earth map tilings by congruent triangles or quadrilaterals. There are three

Tiling	Angle	Vertex	f
P_4	$\alpha + \beta + \gamma = 2\pi$	$\alpha\beta\gamma$	4
P_6	$\alpha = \frac{2}{3}\pi, \beta + \gamma + \delta = 2\pi$	$\alpha^3, \beta\gamma\delta$	6
P_8	$\alpha = \frac{1}{2}\pi, \beta + \gamma = \pi$	$\alpha^4, \beta^2\gamma^2$	8
P_{20}	$\alpha = \frac{2}{5}\pi$	α^5	20

Table 1: Angles and vertices for Platonic solids, P_{12} not included.

triangular earth map tilings $E_{\Delta}1, E_{\Delta}2, E_{\Delta}3$ and two quadrilateral earth map tilings $E_{\square}1, E_{\square}2$.

The term earth map tiling is inspired by our usual way of presenting the map of the world. It is a repetition of *timezones*, which is a combination of several tiles and is indicated by the shaded tiles. Three or four timezones are presented in Figure 5. There is no limit on the number of timezones, which means there is no limit on the number of tiles. The vertical edges at the top converge to a vertex, and the vertical edges at the bottom converge to another vertex. The two vertices are the two *poles* of the earth map tiling. The boundary of a timezone is two paths connecting the two poles. Each such path is a *meridian*.

We note that the choice of timezones is not unique. For example, in Figure 18, we will choose a different timezone for $E_{\Delta}3$ in order to give another description of the flip modification. The choice of the timezone for $E_{\Delta}3$ in Figure 5 is intended to be compatible with the timezone for $E_{\square}1$, because $E_{\Delta}3 = T_{\Delta}E_{\square}^R1$ is the triangular subdivision (see Section in 2.2) of E_{\square}^R1 .

Like the Platonic solids, the edge lengths a, b, c (corresponding to normal, thick and dashed edges) in the earth map tilings are not assumed to be distinct. For the convenience of subsequent discussions, we introduce additional decorations in case some edge lengths become equal. We denote the two isosceles reductions $a = b$ and $a = c$ of $E_{\Delta}1$ by E_{Δ}^I1 and E_{Δ}^J1 . In $E_{\Delta}1$ and E_{Δ}^J1 , the number f of triangles in the tiling needs to be a multiple of 4. In E_{Δ}^I1 , the number f only needs to be even, which causes slight conflict with the word “reduction”. The further reduction $a = b = c$ of $E_{\Delta}1$ happens only for $f = 8$ and is the regular octahedron P_8 .

The tiling $E_{\square}1$ has edge combination a^2bc . We denote the reductions $a = c$ (almost equilateral), $b = c$ (kite), and $a = b = c$ (rhombus) of $E_{\square}1$ by $E_{\square}^A1, E_{\square}^K1, E_{\square}^R1$. Moreover, \bullet in E_{\square}^R1 indicates the β angles.

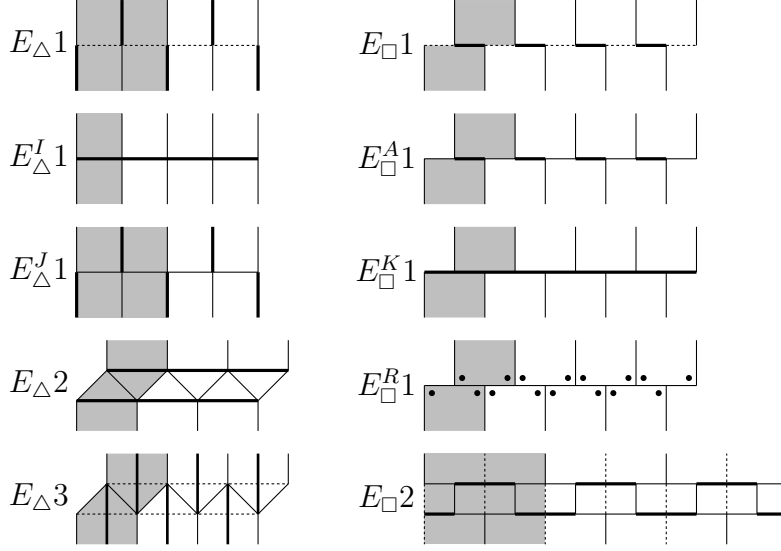


Figure 5: Triangular and quadrilateral earth map tilings.

We also use $E_{f\Delta}i$ and $E_{f\square}i$ to indicate the number f of tiles. Then $E_{6\square}1, E_{8\Delta}1, E_{20\Delta}2$ are the Platonic solids P_6, P_8, P_{20} in Figure 4, and $E_{24\Delta}3$ is the triangular subdivision $T_{\Delta}P_6$ of the cube.

Table 2 gives the geometrical data for the triangular and quadrilateral earth map tilings. The angle values omit π , and $1 - \gamma$ and $1 - \gamma - \delta$ in the table mean $\beta + \gamma = \pi$ and $\beta + \gamma + \delta = \pi$. The parameter p is the number of timezones.

Tiling	α	β	γ	δ	Vertex	f
$E_{\Delta}1$	$\frac{4}{f}$	$1 - \gamma$			$\beta^2\gamma^2, \alpha^{2p}$	$4p$
E_{Δ}^I1	$\frac{4}{f}$	$\frac{1}{2}$			β^4, α^p	$2p$
$E_{\Delta}2$	$\frac{8}{f}$	$\frac{1}{2} - \frac{2}{f}$			$\alpha\beta^4, \alpha^p$	$4p$
$E_{\Delta}3$	$\frac{8}{f}$	$\frac{1}{2} - \frac{4}{f}$	$\frac{1}{2}$		$\alpha^2\beta^4, \gamma^4, \alpha^{2p}$	$8p$
$E_{\square}1$	$\frac{4}{f}$	$1 - \gamma - \delta$			$\beta\gamma\delta, \alpha^p$	$2p$
$E_{\square}2$	$1 - \frac{8}{f}$	$\frac{1}{2} + \frac{4}{f}$	$\frac{1}{2}$	$\frac{8}{f}$	$\alpha\beta^2, \alpha^2\delta^2, \gamma^4, \delta^{2p}$	$8p$

Table 2: Angles (π omitted) and vertices for earth map tilings.

2.2 Subdivision

A *subdivision* is an operation of dividing polygons into smaller n -gons, where n is fixed. Moreover, the operation should be applied to all the tiles in any edge-to-edge tiling, such that the divisions of the two tiles on the two sides of any edge are compatible. The triangular and quadrilateral subdivisions needed for constructing tilings in this paper are given in Figure 6, where the original tiling is given by the thick edges, and the subdivisions are given by adding the normal edges. We remark that there are also two pentagonal subdivisions: pentagonal subdivision $P_{\diamond}P_i$, and double pentagonal subdivision $D_{\diamond}P_i$. They are introduced in [29, Section 3], and their combinatorial properties are studied in [33].

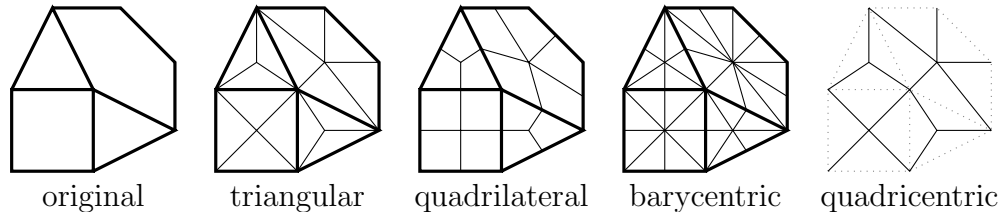


Figure 6: Triangular and quadrilateral subdivisions.

We keep original edges in the triangular subdivision, and subdivide the original edges in the quadrilateral and barycentric subdivisions. We drop the original edges in the quadracentric subdivision, which causes slight conflict with the word “subdivision”.

The barycentric, quadrilateral, quadracentric subdivisions of a tiling are the same as the subdivisions of the dual tiling. Moreover, applying the quadracentric subdivision twice gives the quadrilateral subdivision.

Each regular Platonic solid is a tiling by congruent regular polygons. If we apply the subdivisions uniformly to the regular faces of a Platonic solid, then we get tilings of the sphere by congruent polygons. Figure 7 gives all the triangular and quadrilateral subdivisions of Platonic solids, where the original Platonic solids are indicated by the thick edges, and the subdivisions are indicated by the normal and dashed edges.

We denote the triangular, barycentric, quadrilateral, and quadracentric subdivisions of Platonic solids by $T_{\Delta}P_i$, $B_{\Delta}P_i$, $Q_{\square}P_i$, $C_{\square}P_i$. We note that the exchange of (α, b) with (β, c) identifies $B_{\Delta}P_6$ with $B_{\Delta}P_8$, and identifies $B_{\Delta}P_{12}$ with $B_{\Delta}P_{20}$. Similarly, the exchange of (α, a) with (γ, b) gives $Q_{\square}P_6 = Q_{\square}P_8$

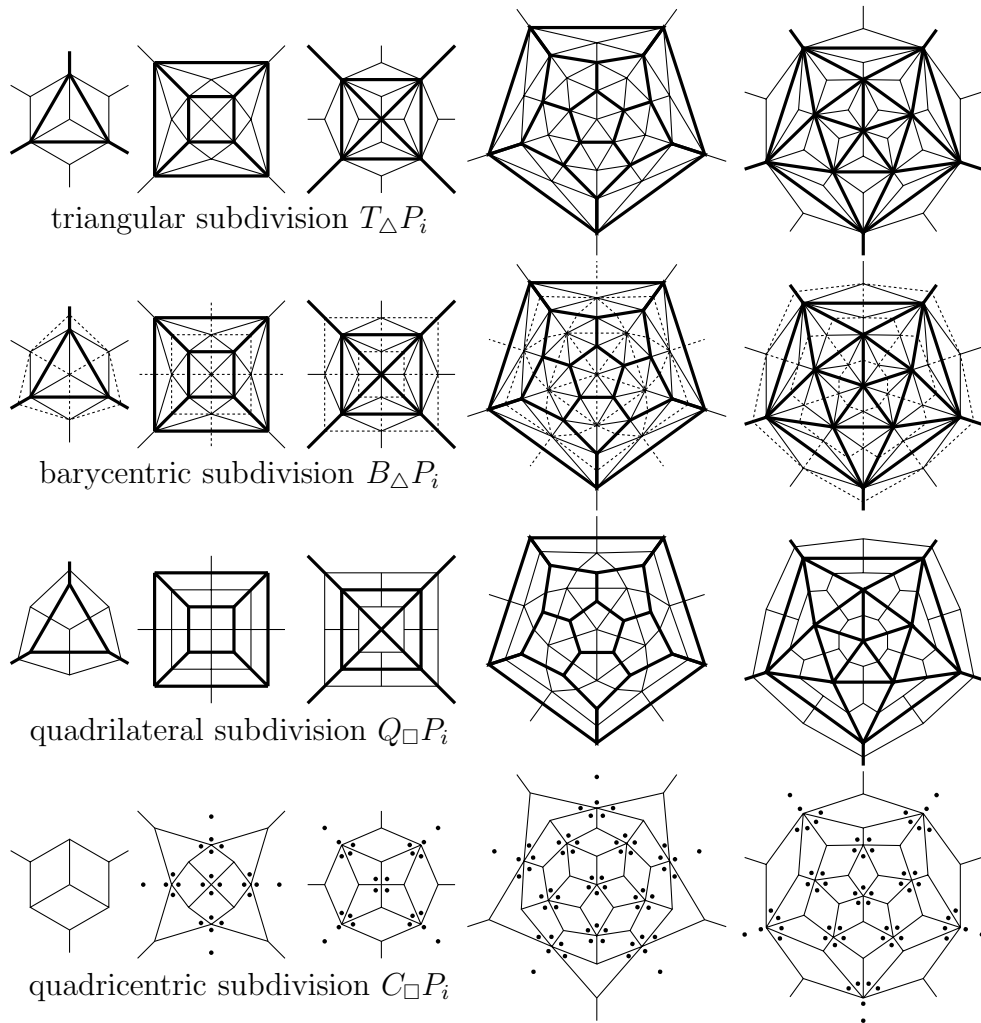


Figure 7: Triangular and quadrilateral subdivisions of Platonic solids.

and $Q_{\square}P_{12} = Q_{\square}P_{20}$. Moreover, we have $b = c$ in $B_{\triangle}P_4$, and $B_{\triangle}P_4 = T_{\triangle}P_6$, which is also the reduction $b = c$ of $E_{24\triangle}3$.

We note that $C_{\square}P_4$ is the regular cube P_6 , with square (rhombus with $\alpha = \beta$) tiles. Moreover, $C_{\square}P_6, C_{\square}P_8, C_{\square}P_{12}, C_{\square}P_{20}$ are (non-square) rhombus tilings, and we use \bullet to indicate the β angles. Since the quadricentric subdivision of a tiling and its dual tiling are the same, we have $C_{\square}P_6 = C_{\square}P_8$ and $C_{\square}P_{12} = C_{\square}P_{20}$. Moreover, we have $a = b$ in $Q_{\square}P_4$, making $Q_{\square}P_4$ into a rhombus tiling. In fact, we have $Q_{\square}P_4 = C_{\square}P_6 = C_{\square}P_8$.

The quadrilateral subdivision $Q_{\square}P_6 (= Q_{\square}P_8)$ can be deformed, with one free parameter, as in Figure 8. Figure 14 shows another view of $Q_{\square}P_6$ that puts α^3 at the center.

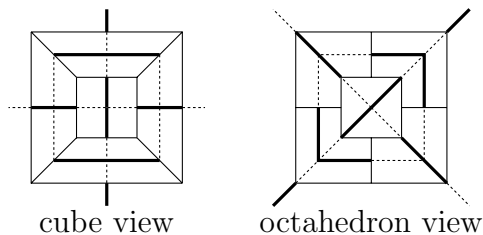


Figure 8: Deformed $Q_{\square}P_6$.

Table 3 gives the data for the triangular and quadrilateral subdivisions of Platonic solids. If several tilings are equal, then the data is given for the first one. Again the angle values omit π , and $1 - \delta$ in the table means $\beta + \delta = \pi$. For $Q_{\square}P_6$, the data are given for the deformed version.

Finally, we note that $E_{\triangle}3$ is the triangular subdivision of E_{\square}^R1 . We denote the fact by writing $E_{\triangle}3 = T_{\triangle}E_{\square}^R1$.

2.3 Simple Subdivision

Section 2.2 describes “universal” subdivisions that can be applied to any tiling. We also have *simple subdivisions* in Figure 9, that are applied to specific types of tilings.

In the first of Figure 9, the *simple triangular subdivision* $S_{\triangle}\mathcal{T}$ of a quadrilateral tiling \mathcal{T} divides each quadrilateral into two triangles by drawing a diagonal. For all tiles in $S_{\triangle}\mathcal{T}$ to be congruent, \mathcal{T} can be the following:

- Suppose \mathcal{T} is a tiling by congruent kites (second of Figure 2). Then we may divide each tile by connecting the α -vertex and the γ -vertex. For

Tiling	α	β	γ	Vertex	f
$T_{\Delta}P_4$	$\frac{2}{3}$	$\frac{1}{3}$		α^3, β^6	12
$T_{\Delta}P_6, B_{\Delta}P_4$	$\frac{1}{2}$	$\frac{1}{3}$		α^4, β^6	24
$T_{\Delta}P_8$	$\frac{2}{3}$	$\frac{1}{4}$		α^3, β^8	24
$T_{\Delta}P_{12}$	$\frac{2}{5}$	$\frac{1}{3}$		α^5, β^6	60
$T_{\Delta}P_{20}$	$\frac{2}{3}$	$\frac{1}{5}$		α^3, β^{10}	60
$B_{\Delta}P_6, B_{\Delta}P_8$	$\frac{1}{3}$	$\frac{1}{4}$	$\frac{1}{2}$	$\alpha^6, \beta^8, \gamma^4$	48
$B_{\Delta}P_{12}, B_{\Delta}P_{20}$	$\frac{1}{3}$	$\frac{1}{5}$	$\frac{1}{2}$	$\alpha^6, \beta^{10}, \gamma^4$	120
$Q_{\square}P_4, C_{\square}P_6, C_{\square}P_8$	$\frac{2}{3}$	$\frac{1}{2}$		α^3, β^4	12
$Q_{\square}P_6, Q_{\square}P_8$	$\frac{2}{3}$	$1 - \delta$	$\frac{1}{2}$	$\alpha^3, \beta^2\delta^2, \gamma^4$	24
$Q_{\square}P_{12}, Q_{\square}P_{20}$	$\frac{2}{5}$	$\frac{1}{2}$	$\frac{2}{3}$	$\alpha^5, \beta^4, \gamma^3$	60
$C_{\square}P_{12}, C_{\square}P_{20}$	$\frac{2}{3}$	$\frac{2}{5}$		α^3, β^5	30

Table 3: Angles (π omitted) and vertices for subdivisions of Platonic solids. The data for multiple identical tilings are given for the first one. The data for $Q_{\square}P_6$ is given according to Figure 8.

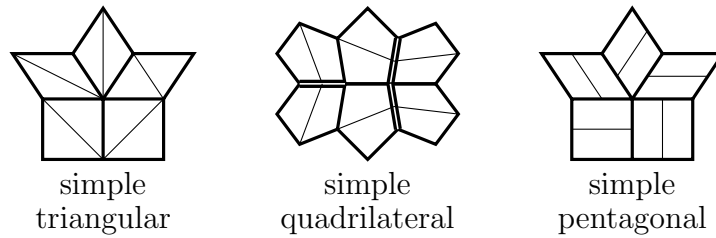


Figure 9: Simple subdivisions.

example, we may write $E_{\Delta}1 = S_{\Delta}E_{\square}^K1$, to indicate $E_{\Delta}1$ is the simple triangular subdivision of the kite earth map tiling E_{\square}^K1 . Moreover, all tiles in $Q_{\square}P_i$ are kites, and we have $B_{\Delta}P_i = S_{\Delta}Q_{\square}P_i$.

- Suppose \mathcal{T} is a tiling by congruent rhombi (fourth of Figure 2, with $\alpha \neq \beta$). Then we may divide each tile by connecting the two α -vertices, or divide each tile by connecting the two β -vertices. We get two simple triangular subdivision tilings. For example, we have $E_{\Delta}^J1, E_{\Delta}2 = S_{\Delta}E_{\square}^R1$, and $T_{\Delta}P_i = S_{\Delta}C_{\square}P_i$.
- The tiling by congruent squares (fourth of Figure 2, with $\alpha = \beta$) is the regular cube P_6 . We may divide each tile by drawing the diagonal independently. Altogether we get seven non-equivalent simple subdivision tilings $S_{\Delta}P_6$ by 12 isosceles triangles, given by Figure 10 in two views. The non-equivalence can be detected by the graphs formed by the normal edges. Three of the seven tilings can be identified with the pentagonal subdivision $T_{\Delta}P_4$ and the earth map tilings $E_{12\Delta}^J1, E_{12\Delta}2$. The remaining four do not have such interpretations, and will be regarded as sporadic tilings in Section 2.5.

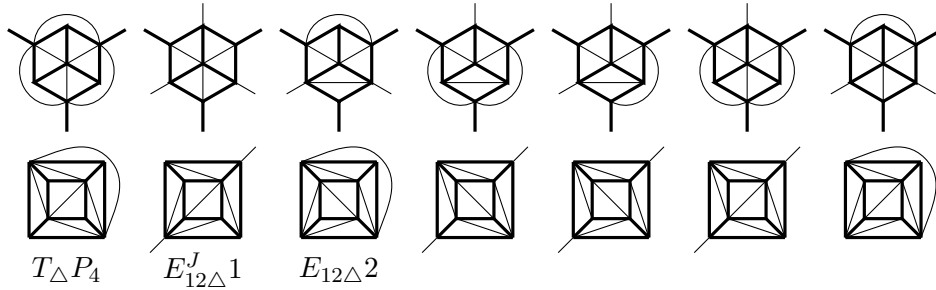


Figure 10: Simple triangular subdivisions $S_{\Delta}P_6$ of the cube.

A pentagonal tiling \mathcal{T} is *paired*, if some edges of \mathcal{T} are selected, such that each tile has exactly one selected edge. See the second of Figure 9, where the selected edges are indicated by thick double lines. The *simple quadrilateral subdivision* $S_{\square}\mathcal{T}$ divides each pair into four quadrilaterals by drawing a line perpendicular to the shared edge. For all tiles in $S_{\Delta}\mathcal{T}$ to be congruent, the pentagon in \mathcal{T} needs to be symmetric. There are two pentagonal tilings with symmetric tiles:

- \mathcal{T} is the pentagonal earth map tiling $E_{\diamond}1$ in [8, Proposition 1]. The simple quadrilateral subdivision of $E_{\diamond}1$ is $E_{\square}2$, and we write $E_{\square}2 = S_{\square}E_{\diamond}1$. See Figure 11.

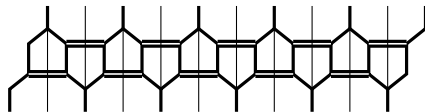


Figure 11: $E_{\square}2$ is the simple subdivision of $E_{\diamond}1$.

- The dodecahedron tiling P_{12} can be paired in five ways, given by the thick part of Figure 12. Geometrically (thick edge has length a and double thick edge has length b), the first is the reduction $a = b$ of the deformed dodecahedron in Figure 4, and allows one free parameter. By [5, 18], the other four in Figure 12 are the regular dodecahedron.

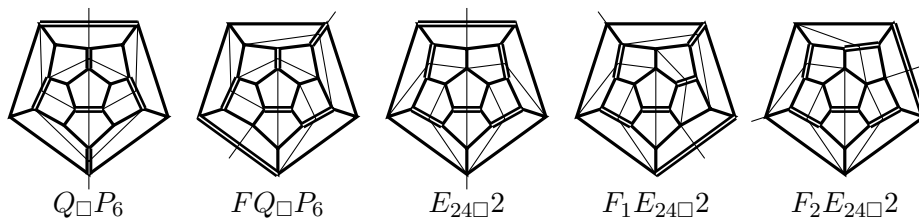


Figure 12: Simple quadrilateral subdivisions of the dodecahedron.

The corresponding simple subdivisions give five quadrilateral tilings. The first and third are $Q_{\square}P_6$, $E_{\square}2$, and the remaining three are the flip modifications $FQ_{\square}P_6$, $F_1E_{\square}2$, $F_2E_{\square}2$ to be introduced in Section 2.4.

Finally, in the third of Figure 9, the *simple pentagonal subdivision* $S_{\diamond}\mathcal{T}$ of a quadrilateral tiling \mathcal{T} divides each quadrilateral tile by drawing a line connecting the middle points of two opposite edges. The lines are drawn in compatible way to yield a pentagonal tiling. The simple subdivision is discussed in [33], and underlies the pentagonal subdivision and the double pentagonal subdivision.

2.4 Modification

If certain part \mathcal{A} of a tiling \mathcal{T} has the property that flipping \mathcal{A} with respect to some axis does not change the angle values along the boundary of \mathcal{A} , then

the flip gives another tiling $F\mathcal{T}$, called a *flip modification* of \mathcal{T} .

Flip of Platonic type tilings

The first of Figure 13 is another way of drawing the tiling $Q_{\square}P_6$. We can easily see the tiling is divided into the inner and outer halves. The second picture shows the angles along the boundary between the two halves. If $\alpha = \beta$, then the third picture shows the angle values of the inner half, where $\bar{\alpha} = \pi - \alpha$. There are many flips (or rotations) of the inner half that preserve the angle values, and one is the flip with respect to the gray line. All these give the same tiling $FQ_{\square}P_6$ in the fourth picture. We remark that $FQ_{\square}P_6$ is also the second of Figure 12.

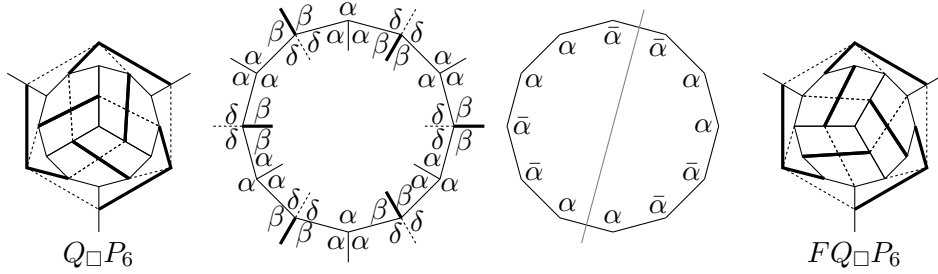


Figure 13: Flip modification $FQ_{\square}P_6$ of $Q_{\square}P_6$ in case $\alpha = \beta$.

Figure 14 shows the flip modifications $FB_{\Delta}P_8, FQ_{\square}P_8$ of $B_{\Delta}P_8, Q_{\square}P_8$. Again, $B_{\Delta}P_8$ and $Q_{\square}P_8$ consist of two half sphere tilings. The right of Figure 14 shows the angle values to be π along the boundary between the two halves. Therefore the two halves are actually genuine half spheres. All the rotations and flip modifications of the inner half give the same tiling as the flip with respect to the gray line.

We remark that, despite $Q_{\square}P_6 = Q_{\square}P_8$, the flip modifications $FQ_{\square}P_6$ and $FQ_{\square}P_8$ are different tilings. The former is obtained by flipping a half cube (therefore the subscript 6), and the later is obtained by flipping a half octahedron (therefore the subscript 8).

Modification of $E_{\square}1$, and subsequent flips of $E_{\square}^R1, E_{\square}^J1, E_{\Delta}2, E_{\Delta}3$

The general earth map tiling $E_{\square}1$ and the kite earth map tiling E_{\square}^K1 do not have modifications. Therefore the flip modification of $FE_{\square}1$ is only about E_{\square}^A1 and its $a = b$ reduction E_{\square}^R1 . In a very special case, we also have a rearrangement RE_{\square}^A1 , which we denote by $RE_{\square}1$.

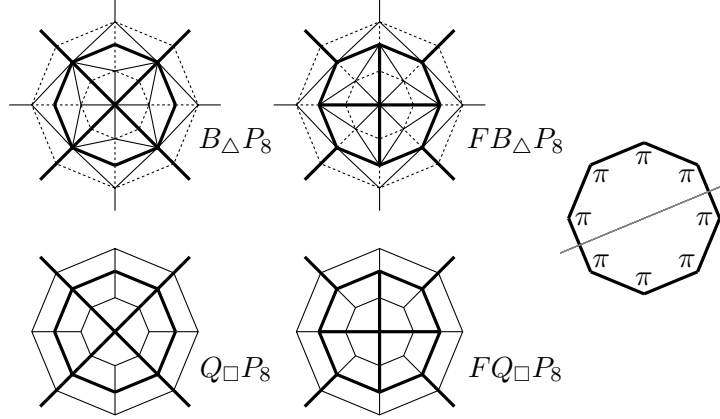


Figure 14: Flip modifications $FB_{\Delta}P_8, FQ_{\square}P_8$ of $B_{\Delta}P_8, Q_{\square}P_8$.

The earth map tiling $E_{\square}^A 1$ consists of $p = \frac{f}{2}$ timezones. If $\alpha = s\beta$ for an integer s (necessarily > 1), then we collect s timezones to get a *partial earth map tiling* \mathcal{A}_s , consisting of $2s$ tiles and with β^s at the two ends. The first of Figure 15 shows the partial earth map tiling \mathcal{A}_7 . The second of Figure 15 shows the angles along the boundary of \mathcal{A}_s . Then we may flip \mathcal{A}_s with respect to the first gray line and get a new tiling. This turns the poles β^p of the earth map tiling into $\alpha\beta^{p-s}$. In fact, if $t\alpha = ts\beta < 2\pi$, then we may take t non-overlapping copies of \mathcal{A}_s and flip these \mathcal{A}_s simultaneously. Then we get a new tiling which turns β^p into $\alpha^t\beta^{p-st}$.

Similarly, if $\gamma + \delta = s\beta$, then we may flip \mathcal{A}_s with respect to the second gray line. Again we may flip t non-overlapping copies of \mathcal{A}_s simultaneously in case $t(\gamma + \delta) = ts\beta < 2\pi$, which turns β^p into $\beta^{p-st}\gamma^t\delta^t$.

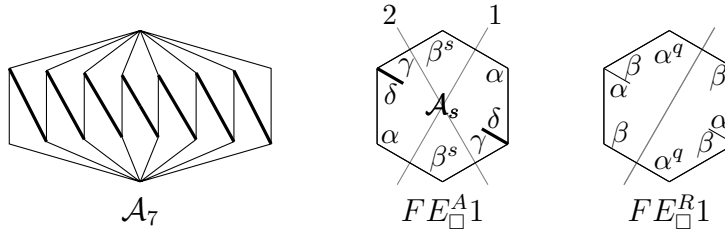


Figure 15: Flip modifications $FE_{\square}^A 1$ and $FE_{\square}^R 1$.

We remark that the necessary and sufficient condition for s, t is given by (7.12). The condition implies $t \leq 3$. Moreover, by $\alpha + \gamma + \delta = 2\pi$, we know

$\alpha = s\beta$ if and only if $\gamma + \delta = s'\beta$, with $s + s' = p$. Then the earth map tiling $E_{\square}^A 1$ is the disjoint union of \mathcal{A}_s and $\mathcal{A}_{s'}$. The first flip of \mathcal{A}_s and the second flip of $\mathcal{A}_{s'}$ actually give the same tiling. Therefore all we can do is the following:

1. If $\alpha = s\beta \leq \pi$, then we may apply the first flip up to three times.
2. If $\gamma + \delta = s\beta < \pi$, which means $\alpha > \pi$, then we may apply the second flip up to three times.

We may denote the flip modification by $FE_{\square}^A 1$, without ambiguity on which flip is used.

For a very special combination of angle values

$$\alpha = \left(\frac{4}{3} - \frac{4}{3f}\right)\pi, \quad \beta = \frac{4}{f}\pi, \quad \gamma = \left(\frac{2}{3} - \frac{2}{3f}\right)\pi, \quad \delta = \frac{2}{f}\pi,$$

the tiling $E_{\square}^A 1$ has yet another modification. Let $f = 6q + 4$, then the earth map tiling $E_{\square}^A 1$ is three copies of \mathcal{A}_q plus 4 tiles. Then we may glue three copies of \mathcal{A}_q together as in the first of Figure 16. The complement of the union is two congruent hexagons, indicated by the grey shade. The hexagon is actually a union of two tiles. We may divide each of the two hexagons into two tiles by drawing the thick edge in any one of three ways. All the possible ways of dividing the two hexagons give three non-equivalent tilings that we call the *rearrangements* of $E_{\square}^A 1$, and denote by $RE_{\square}^A 1$. For example, the second of Figure 16 gives the tiling with $q = 4$, or 28 tiles. For more details, see Figure 74.

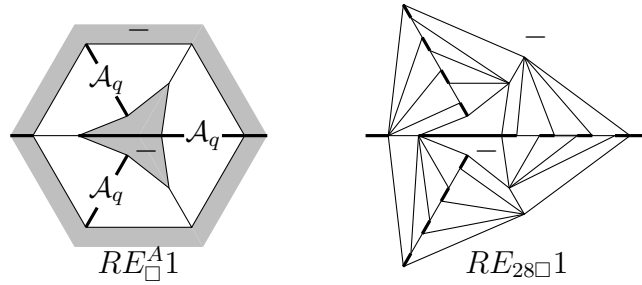


Figure 16: Rearrangement $RE_{\square}^A 1$.

The rhombus earth map tiling $E_{\square}^R 1$ is the reduction $a = b$ of the almost equilateral earth map tiling $E_{\square}^R 1$. The angles $\alpha = \frac{4}{f}\pi, \beta = \left(1 - \frac{2}{f}\right)\pi$ of

the rhombus become angles $\alpha' = \beta, \beta' = \alpha, \gamma' = \beta, \delta' = \alpha$ of the almost equilateral quadrilateral. Then $\alpha' = q\beta'$ ($q = s$) for the flip modification of $E_{\square}^A 1$ becomes $\beta = (1 - \frac{2}{f})\pi = q\alpha = \frac{4q}{f}\pi$. This means $f = 4q + 2$. The flip $FE_{\square}^A 1$ then becomes the flip $FE_{\square}^R 1$ in the third of Figure 15. Since $\alpha' = \beta$ is close to π , we get $t = 1$ and there is only one $FE_{\square}^R 1$.

Figure 17 gives another view of $FE_{\square}^R 1$. The tiling $E_{\square}^R 1$ is the union of two identical *half earth map tilings* in the first of Figure 17, each with α^q and α^{q+1} at the two ends. The second of Figure 17 is the angles along the boundary of the (right) half earth map tiling. Then the flip with respect to the gray line also gives $FE_{\square}^R 1$. The flip in Figure 17 can also be obtained by a rotation, which is the viewpoint in [27].

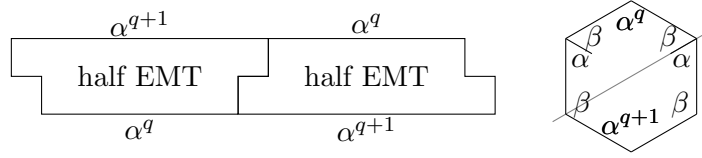


Figure 17: Flip modification $FE_{\square}^R 1$ of $E_{\square}^R 1$, second viewpoint.

Since $E_{\triangle}^J 1, E_{\triangle} 2$ are the two simple triangular subdivisions of $E_{\square}^R 1$, and $E_{\triangle} 3$ is the triangular subdivision of $E_{\square}^R 1$, the flip modification $FE_{\square}^R 1$ induces flip modifications $FE_{\triangle}^J 1, FE_{\triangle} 2, FE_{\triangle} 3$. We note that in this viewpoint, the timezone for $E_{\triangle}^J 1$ follows from the timezone for $E_{\square}^R 1$, and therefore consists of the shaded tiles in the first of Figure 18, which is different from the timezone indicated in Figure 5.

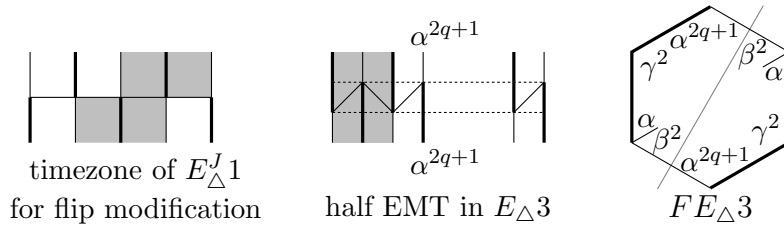


Figure 18: Flip modifications $FE_{\triangle}^J 1, FE_{\triangle} 3$, with $\beta^2 = \beta! \beta$ and $\gamma^2 = \gamma! \gamma$.

The second of Figure 18 shows a choice of the timezone of $E_{\triangle} 3$ different from the one in Figure 5, and the corresponding half earth map tiling. Then the flip modification $FE_{\triangle} 3$ is also obtained by the flip in the third of Figure 18.

Flip of $E_{\square}2$

Figure 11 shows $E_{\square}2$ is the simple pentagonal subdivision of the (symmetric) pentagonal earth map tiling $E_{\square}1$. The pentagonal tiling has two flip modifications $F_1E_{\square}1, F_2E_{\square}1$ [8, Figure 4]. Correspondingly, if $f = 16q + 8$, then $E_{\square}2$ is the union of two half earth map tilings, each with $\delta^{2q} = (|\delta|\delta)^q$ and $\delta^{2q+2} = (|\delta|\delta)^{q+1}$ at the two ends. The angles along the boundary of one half earth map tiling is given by Figure 19, and the flips with respect to the two gray lines give two flip modifications $F_1E_{\square}2, F_2E_{\square}2$. We remark that for $f = 24$, $E_{24\square}2, F_1E_{24\square}2, F_2E_{24\square}2$ are the last three tilings in Figure 12.

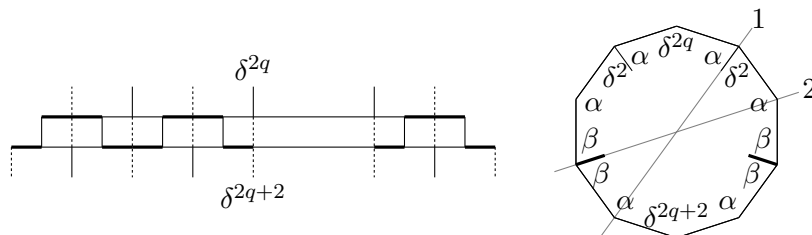


Figure 19: Flip modifications $F_1E_{\square}2, F_2E_{\square}2$, with $\delta^2 = \delta|\delta$.

Flip of $E_{\triangle}1$

If $f = 4p = 8q + 4$, then $E_{\triangle}1$ is the union of two half earth map tilings in the first of Figure 20, each with $\alpha^p = \alpha^{2q+1}$ at the two ends. The second picture shows the angles along the boundary of the half earth map tiling. By $p\alpha = \beta + \gamma$, we may flip with respect to the gray line and get the flip modification $FE_{\triangle}1$.

The reduction (by $a = b$) E_{\triangle}^I1 of $E_{\triangle}1$ only requires $f = 2p$, and the induced flip modification FE_{\triangle}^I1 only requires $f = 2p = 4q$ to be a multiple of 4.

The reduction (by $a = c$) E_{\triangle}^J1 of $E_{\triangle}1$ is also the simple triangle subdivision of E_{\square}^R1 . The flip modifications of $E_{\triangle}1$ and E_{\square}^R1 induce the same flip modification FE_{\triangle}^J1 . Therefore there is no ambiguity (especially in the main theorem in the introduction) to use $FE_{\triangle}1$ to denote the flip modification of $E_{\triangle}1$, including the flip modifications of the reductions $E_{\triangle}^I1, E_{\triangle}^J1$.

For the special case $\alpha + \beta = \gamma$, the flip modification $FE_{\triangle}1$ has further modification. The third of Figure 20 shows the flipped inner half earth map tiling of $FE_{\triangle}1$, and two tiles in the unflipped outer half earth map tiling. By $\alpha + \beta = \gamma$, the two tiles T_1, T_2 form the rectangle in the fourth of Figure

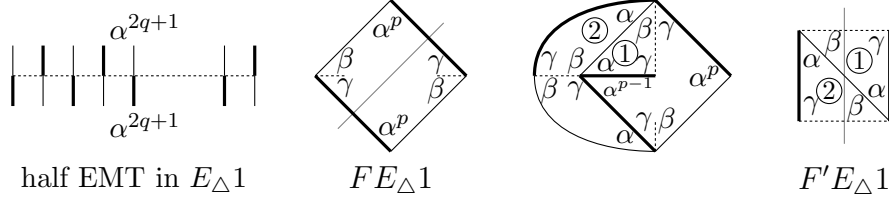


Figure 20: Flip modifications $FE_{\Delta}1$ and $F'E_{\Delta}1$.

20. Then we may flip the rectangle with respect to the gray line, and still get a tiling. We note that there is another rectangle opposite to T_1, T_2 . We may flip one or two rectangles, and denote both further flip modifications by $F'E_{\Delta}1$.

For the special case $f = 12$, the condition $\alpha + \beta = \gamma$ becomes $\alpha = \beta = \frac{1}{3}\pi$ and $\gamma = \frac{2}{3}\pi$. Therefore the triangle is isosceles, and removing the normal edges gives the regular cube. Then adding the normal edges back means simple triangular subdivisions of the regular cube in Figure 10. If we flip one rectangle (actually square), then $F'E_{\Delta}1$ is the fourth of Figure 10. If we flip two rectangles, then $F'E_{\Delta}1$ is the fifth of Figure 10.

Table 4 gives the data for all the modified tilings.

2.5 Sporadic Tilings

Besides tilings of Platonic and earth map types, there are four triangular sporadic tilings, and eight quadrilateral sporadic tilings.

The sporadic triangular tilings are actually the simple subdivisions of the regular cube. There are seven such tilings, given by Figure 10, in which four are not assigned notations. We call these four *triangular sporadic tilings*. Figure 21 gives the 3D pictures of these tilings. We note that normal and thick edges are exchanged in order to get the isosceles triangle in Figure 1. We also note that the first and second tilings (fourth and fifth of Figure 10) can also be interpreted as $F'E_{12\Delta}1$.

Figure 22 gives the eight *quadrilateral sporadic tilings*. The tilings $S_{12\Box}1$, $S_{16\Box}1$, $S_{16\Box}2$, $S_{16\Box}3$, $FS_{16\Box}3$, $S_{36\Box}5$ are actually earth map tilings with three or four timezones. Presumably, these belong to several infinite families of earth map tilings. Although such earth map tilings are combinatorially possible, the quadrilaterals exist only for the specific values of f , due to geometrical reason.

Tiling	α	β	γ	δ	Vertex	f
$FB_{\Delta}P_8$	$\frac{1}{4}$	$\frac{1}{3}$	$\frac{1}{2}$		$\alpha^8, \beta^6, \alpha^4\gamma^2, \gamma^4$	48
$FQ_{\square}P_6$	$\frac{2}{3}$	$\frac{2}{3}$	$\frac{1}{2}$	$\frac{1}{3}$	$\alpha^3, \alpha\beta^2, \alpha^2\delta^2, \beta^2\delta^2, \gamma^4$	24
$FQ_{\square}P_8$	$\frac{2}{3}$	$\frac{1}{2}$	$\frac{1}{2}$		$\alpha^3, \beta^4, \beta^2\gamma^2, \gamma^4$	24
$FE_{\Delta}1$	$\frac{4}{f}$	$1 - \gamma$			$\beta^2\gamma^2, \alpha^{2q+1}\beta\gamma$	$8q + 4$
$F'E_{\Delta}1$	$\frac{4}{f}$	$\frac{1}{2} - \frac{2}{f}$	$\frac{1}{2} + \frac{2}{f}$		$\beta^2\gamma^2, \alpha\beta^3\gamma, \alpha^{2q}\gamma^2, \alpha^{2q+1}\beta\gamma$	
FE_{Δ}^I1	$\frac{4}{f}$	$\frac{1}{2}$			$\beta^4, \alpha^q\beta^2$	$4q$
$FE_{\Delta}2$	$\frac{8}{f}$	$\frac{1}{2} - \frac{2}{f}$			$\alpha\beta^4, \alpha^{q+1}\beta^2$	$8q + 4$
$FE_{\Delta}3$	$\frac{8}{f}$	$\frac{1}{2} - \frac{4}{f}$	$\frac{1}{2}$		$\alpha^2\beta^4, \gamma^4, \alpha^{2q+2}\beta^2$	$16q + 8$
$FE_{\square}1$	$\frac{4s}{f}$	$\frac{4}{f}$	$\frac{4s'}{f} - \delta$		$\alpha\gamma\delta, \alpha^t\beta^{p-st}, \beta^s\gamma\delta$	$2p$
	$s + s' = p$				$\alpha\gamma\delta, \alpha\beta^{s'}, \beta^{p-s't}\gamma^t\delta^t$	
$RE_{\square}1$	$\frac{4}{3} - \frac{4}{3f}$	$\frac{4}{f}\pi$	$\frac{2}{3} - \frac{2}{3f}$	$\frac{2}{f}$	$\alpha\gamma\delta, \gamma^3\delta, \alpha\beta^{q+1}, \alpha\beta^q\delta^2$	$6q + 4$
$F_1E_{\square}2$	$1 - \frac{8}{f}$	$\frac{1}{2} + \frac{4}{f}$	$\frac{1}{2}$	$\frac{8}{f}$	$\alpha\beta^2, \alpha^2\delta^2, \gamma^4, \alpha\delta^{2q+2}, \beta^2\delta^{2q}$	$16q + 8$
$F_2E_{\square}2$					$\alpha\beta^2, \alpha^2\delta^2, \gamma^4, \alpha\delta^{2q+2}$	

Table 4: Angles (π omitted) and vertices for modified tilings.

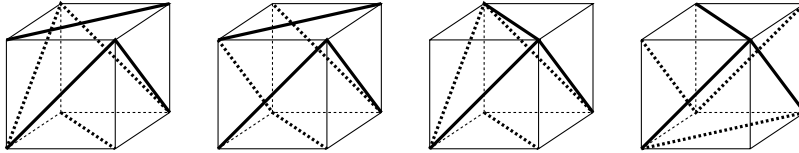


Figure 21: Sporadic triangular tilings $S_{\Delta}P_6$.

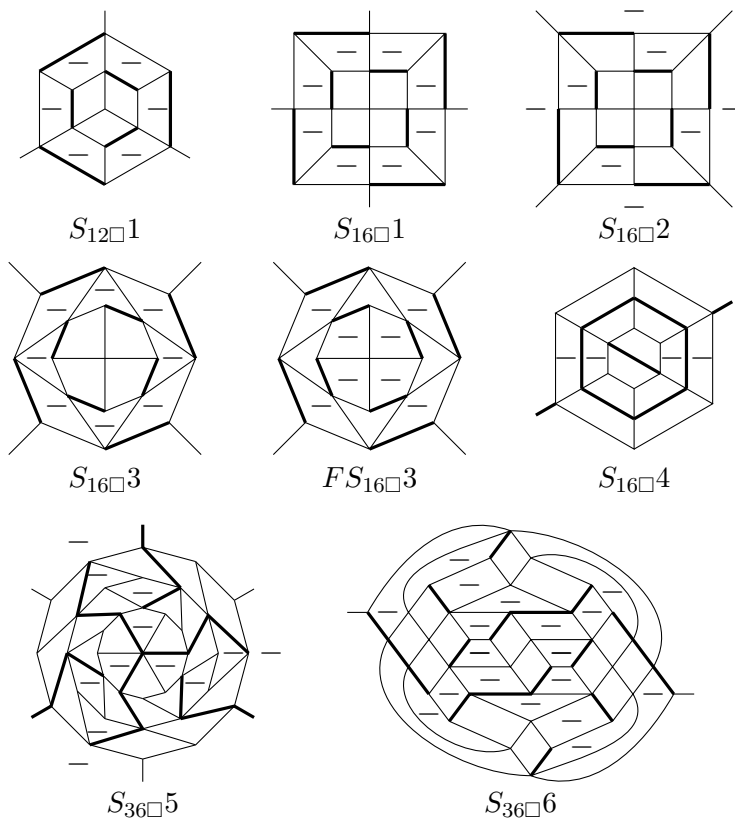


Figure 22: Sporadic quadrilateral tilings.

Both $S_{12\square}1, S_{16\square}1$ are labelled as the first sporadic tiling because they belong to the same combinatorial family of earth map tilings. Moreover, $FS_{16\square}3$ can be obtained by a flip of the interior half of $S_{16\square}3$.

The tilings $S_{16\square}4, S_{36\square}6$ have two fold symmetry, and are not earth map tilings. Moreover, some pictures in Figure 22 look different from the ones appearing in the later proof (especially $S_{36\square}6$ and Figure 69). They are actually the same tilings, and we draw different pictures just to give different views.

Table 5 gives the data for all the sporadic tilings. Note that some angle values are not rational multiples of π , and we can only specify them by the cosine or tangent values:

$$S_{12\square}1: \tan \gamma = -\frac{\sqrt{3}}{\sqrt{5}}. \quad (2.1)$$

$$S_{16\square}1: \tan \gamma = 2 - \sqrt{5} - \sqrt{7 - 3\sqrt{5}}. \quad (2.2)$$

$$S_{16\square}2: \cos \delta = \frac{1-\sqrt{2}}{2}. \quad (2.3)$$

$$S_{16\square}4: \tan \gamma = 2 + \sqrt{2}. \quad (2.4)$$

Tiling	α	β	γ	δ	Vertex	f
$S_{\triangle}P_6$	$\frac{2}{3}$	$\frac{1}{3}$			$\alpha^3, \alpha^2\beta^2, \alpha\beta^4, \beta^6$	12
$S_{12\square}1$	$\frac{2}{3}$	$2 - 2\gamma$	(2.1)	$\gamma - \frac{1}{3}$	$\alpha^3, \beta\gamma^2, \alpha\beta\delta^2$	12
$S_{16\square}1$	$\frac{1}{2}$	$2 - 2\gamma$	(2.2)	$\gamma - \frac{1}{4}$	$\alpha^4, \beta\gamma^2, \alpha\beta\delta^2$	16
$S_{16\square}2$	$\frac{1}{2}$	$1 - \delta$	$\frac{3}{4}$	(2.3)	$\alpha^4, \alpha\gamma^2, \beta^2\delta^2$	16
$S_{16\square}3$	$\frac{1}{2}$	1	$\frac{1}{4}$	$\frac{1}{2}$	$\alpha^4, \beta\delta^2, \alpha\beta\gamma^2$	16
$FS_{16\square}3$						
$S_{16\square}4$	$\frac{1}{2}$	$\frac{3}{4}$	(2.4)	$1 - \gamma$	$\alpha\beta^2, \alpha^2\gamma\delta, \gamma^2\delta^2$	16
$S_{36\square}5$	$\frac{4}{9}$	$\frac{7}{9}$	$\frac{1}{3}$	$\frac{5}{9}$	$\alpha\beta^2, \alpha^2\delta^2, \alpha\gamma^3\delta, \gamma\delta^3, \gamma^6$	36
$S_{36\square}6$	$\frac{1}{3}$	$\frac{5}{9}$	$\frac{7}{18}$	$\frac{5}{6}$	$\alpha\delta^2, \alpha\beta^3, \alpha^2\beta\gamma^2, \gamma^3\delta$	36

Table 5: Angles (π omitted) and vertices for sporadic tilings.

3 Technique

By a *tiling*, we mean an edge-to-edge tiling of the sphere by congruent polygons. In particular, all vertices have degree ≥ 3 . Unless otherwise stated, the

assumptions will always be implicit in the discussions, lemmas, and propositions.

All edge lengths and angle values are strictly between 0 and 2π , with Lemma 18 as the only exception. By [18, Lemma 1], the polygon is simple, in the sense the boundary is a simple closed curve. This implies $a < \pi$ in the isosceles and equilateral triangles in Figure 1, and in all the quadrilaterals in Figure 2. This also implies $b < \pi$ in the kite.

The tiling problem has the exchange symmetry given in the introduction of Section 2. The technical results in this section are sometimes stated in one version, and the version obtained by applying the exchange symmetry is also valid, and may not be mentioned.

3.1 Notations and Conventions

Let v, e, f be the numbers of vertices, edges, and tiles in a tiling by n -gons, where n is fixed. Let v_k be the number of vertices of degree k . Then we have

$$\begin{aligned} 2 &= v - e + f, \\ nf &= 2e = \sum_{k=3}^{\infty} kv_k = 3v_3 + 4v_4 + 5v_5 + \cdots, \\ v &= \sum_{k=3}^{\infty} v_k = v_3 + v_4 + v_5 + \cdots. \end{aligned}$$

Canceling e and v_3 from the three equations, we get

$$(6 - n)f = 12 + \sum_{k \geq 4} 2(k - 3)v_k \geq 12. \quad (3.1)$$

This implies $n = 3, 4, 5$. In other words, the polygon that tiles the sphere must be triangle, quadrilateral, or pentagon.

For a *triangular* tiling, the equality (3.1) becomes the first of the following

$$f = 4 + \sum_{k \geq 4} \frac{2}{3}(k - 3)v_k = 4 + \frac{2}{3}v_4 + \frac{4}{3}v_5 + v_6 + \cdots \quad (3.2)$$

$$= 8 + \sum_{k \geq 3} (k - 4)v_k = 8 - v_3 + v_5 + 2v_6 + 3v_7 + \cdots. \quad (3.3)$$

The second equality is obtained by canceling e and v_4 from the three equations. The first equality implies $f \geq 4$.

For a *quadrilateral* tiling, the equality (3.1) becomes the first of the following

$$f = 6 + \sum_{k \geq 4} (k - 3)v_k = 6 + v_4 + 2v_5 + 3v_6 + \cdots, \quad (3.4)$$

$$v_3 = 8 + \sum_{k \geq 4} (k - 4)v_k = 8 + v_5 + 2v_6 + 3v_7 + \cdots. \quad (3.5)$$

The second equality is obtained by canceling e and f . The first equality implies $f \geq 6$, and the second equality implies $v_3 \geq 8$. Therefore a quadrilateral tiling has at least 6 tiles, and at least 8 degree 3 vertices.

The similar formulae are used in the classification of tilings of the sphere by congruent pentagons [6, 8, 29, 30]. In the subsequent discussion, we will omit mentioning similar results for pentagonal tilings.

Figure 1 gives all the possible edge combinations for triangles. All are suitable for tiling the sphere. Unlike triangles, and similar to pentagons [29, Lemma 9], not all quadrilaterals are suitable for tiling the sphere.

Lemma 1. *In an (edge-to-edge) tiling of the sphere by congruent quadrilaterals, the edge lengths of the quadrilateral are arranged in one of the four ways in Figure 2, with distinct edge lengths a, b, c .*

Proof. Combinatorially, the possible edge combinations are $abcd, a^2bc, a^2b^2, a^3b, a^4$. For $abcd$, we may assume the edges are arranged as in the first of Figure 23. For a^2bc and a^2b^2 , depending on whether the two a -edges are adjacent or separated, we have two possibilities in the first and second of Figure 2 and the second and third of Figure 23. For a^3b and a^4 , we have the unique arrangement of edges in Figure 2.

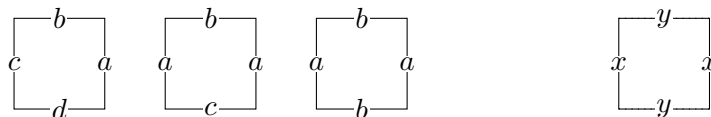


Figure 23: Not suitable for tiling.

All three edge arrangements in Figure 23 are of the form in the fourth of Figure 23, where each of x, y may represent one or two edge lengths. Since two x are separated, and two y are separated, we know the edges at any vertex are alternatively arranged as x, y, x, y, \dots . In particular, all vertices have even degree, contradicting $v_3 \geq 8$ by (3.5). \square

Let $\alpha, \beta, \gamma, \delta$ be the four angles in a quadrilateral tiling. Then the area of the quadrilateral is $\alpha + \beta + \gamma + \delta - 2\pi$, and is also the area 4π of the sphere divided by the number f of tiles. This gives the *angle sum for quadrilateral*

$$\alpha + \beta + \gamma + \delta = \left(2 + \frac{4}{f}\right)\pi. \quad (3.6)$$

Similarly, we have the *angle sum for triangle*

$$\alpha + \beta + \gamma = (1 + \frac{4}{f})\pi. \quad (3.7)$$

We remark that, by the proof of [29, Lemma 4], the angle sum for polyhedron can be proved without using the area. Therefore the equalities (3.6) and (3.7) are combinatorial facts.

In a quadrilateral tiling, by a vertex $\alpha^k\beta^l\gamma^m\delta^n$, we mean the numbers of $\alpha, \beta, \gamma, \delta$ at the vertex are respectively k, l, m, n . The *angle sum* of the vertex means the equality

$$k\alpha + l\beta + m\gamma + n\delta = 2\pi.$$

A vertex $\alpha^2\beta\cdots$ means a vertex $\alpha^k\beta^l\gamma^m\delta^n$ with $k \geq 2$ and $l \geq 1$. For example, by the angle sum (3.6) for quadrilateral, the angle sum of $\alpha\beta\gamma\delta\cdots$ is $> 2\pi$. Therefore $\alpha\beta\gamma\delta\cdots$ is not a vertex. In other words, at least one of k, l, m, n must be 0. Moreover, the *remainder* $R(\alpha^2\beta)$ means either the remaining angle combination $\alpha^{k-2}\beta^{l-1}\gamma^m\delta^n$, or the value $R(\alpha^2\beta) = 2\pi - 2\alpha - \beta$ of this remaining combination.

If we know all the angle values, then we may find all the possible angle combinations by finding non-negative integer solutions of the angle sum formula. For example, a rhombus has angles $\alpha, \alpha, \beta, \beta$. The first case we consider is $\alpha = \frac{2}{3}\pi$ and $\beta = (\frac{1}{3} + \frac{2}{f})\pi$. The possible angle combinations are all non-negative integers a, b satisfying $\frac{2}{3}a + (\frac{1}{3} + \frac{2}{f})b = 2$. We clearly have $a \leq 3$ and $b \leq 5$. We may substitute various choices of a, b satisfying $a \leq 3$ and $b \leq 5$, and see which ones yield integers $f \geq 6$ (by (3.4)). The list of all vertices obtained at the end is the *anglewise vertex combination*, which we abbreviate as the AVC. For example, one list we get from $\alpha = \frac{2}{3}\pi$ and $\beta = (\frac{1}{3} + \frac{2}{f})\pi$ is $\{\alpha^3, \alpha\beta^3\}$ for $f = 18$, and there are other possible lists.

For another example, we have $\alpha = (1 - \frac{2}{f})\pi$ and $\beta = \frac{4}{f}\pi$ for another case of the rhombus tiling. In this case, there is no upper bound for l in $\alpha^k\beta^l$, and we get $\text{AVC} = \{\alpha^2\beta, \alpha\beta^k, \beta^k\}$. Here k is a generic notation. In fact, we have the specific values $k = \frac{f+2}{4}$ in $\alpha\beta^k$, and $k = \frac{f}{2}$ in β^k . In this paper, we reserve k, l for *generic* numbers. This means k, l may appear in several vertices, and the values of k, l may be different in different vertices.

The discussion above about angle combinations at vertices also applies to triangular tilings.

3.2 Counting

Inspired by the parity argument in the proof of Lemma 1, we have the following result. The property is used so often that we give a specific name. Similar parity lemma for pentagonal tilings appeared in [8, Lemma 1] and [30, Lemma 10].

Lemma 2 (Parity Lemma). *In a tiling of the sphere by congruent triangles or quadrilaterals, the numbers of the following angles have the same parity at any vertex:*

1. α, β, γ in general triangle in the first of Figure 1.
2. β, γ, δ in general quadrilateral in the first of Figure 2.
3. γ, δ in almost equilateral quadrilateral in the third of Figure 2.

Moreover, for the isosceles triangle in the second of Figure 1, the number of β at any vertex is even.

Proof. Let $\beta^k \gamma^l \dots$ be a vertex in a tiling of the sphere by congruent general quadrilateral, with no β, γ in the remainder. Then $k+l$ is twice of the number of b -edges at the vertex. Therefore k, l have the same parity. By considering c -edges at a vertex, we also find the numbers of γ and δ have the same parity at any vertex.

The proof for the other polygons are similar. □

By the edge length consideration, we clearly have the following.

Lemma 3. *In a tiling of the sphere by congruent general quadrilaterals in the first of Figure 2, $\alpha^k \gamma^l$ ($k, l > 0$) is not a vertex.*

The following is another useful property that deserves a special name. It is [8, Lemma 5].

Lemma 4 (Counting Lemma). *In a tiling of the sphere by congruent polygons, suppose two different angles θ, ρ appear the same number of times in the polygon. If all vertices are of the form $\theta^k \rho^l \dots$, with $k \leq l$ and no θ, ρ in the remainder, then all vertices are of the form $\theta^k \rho^k \dots$, with no θ, ρ in the remainder.*

The assumption means that, at every vertex, the number of θ is no more than the number of ρ . The conclusion is that the two numbers must be the same at every vertex.

Proof. Let $\#_V\theta$ and $\#_V\rho$ be the numbers of θ and ρ at a vertex V . Then the assumption $k \leq l$ means

$$\#_V\theta \leq \#_V\rho \text{ for all } V.$$

Taking the sum over all V , we get

$$\sum_{\text{all } V} \#_V\theta \leq \sum_{\text{all } V} \#_V\rho.$$

However, the two sides of the second inequality are the total numbers $\#\theta$ and $\#\rho$ of θ and ρ in the tiling. Suppose both θ and ρ appear p times in the polygon, then the total number of θ in the tiling is $\#\theta = pf$, and the total number of ρ is also $\#\rho = pf$. Therefore the second inequality is actually an equality. This implies the first inequalities are all equalities. \square

We remark that the counting in the lemma (as well as the subsequent Lemmas 5, 6, 7, 8, 9, 10, 11) relies on the criterion for distinguishing angles. The criterion can be angle values. For example, we know $\alpha \neq \gamma$ (angle equality is always about values) in the second of Figure 2. But it is possible to have $\alpha = \beta$. The criterion can also be the bounding edge lengths. For example, the four angles in the first of Figure 2 are distinguished as a^2 -angle α , ab -angle β , bc -angle γ , ac -angle δ .

Combining the counting lemma and the parity lemma, we get the following useful results about tilings by congruent general quadrilaterals a^2bc or congruent almost equilateral quadrilaterals a^3b . The pentagon versions of the lemmas are [8, Lemma 6] and [30, Lemma 11].

Lemma 5 (Balance Lemma). *In a tiling of the sphere by congruent general quadrilaterals, one of $\beta^2 \dots, \gamma^2 \dots, \delta^2 \dots$ is a vertex if and only if all three are vertices. Moreover, if the three are not vertices, then the only vertices are α^k and $\beta\gamma\delta$.*

Proposition 29 further shows the tiling is $E_{\square}1$.

Lemma 6 (Balance Lemma). *In a tiling of the sphere by congruent non-symmetric almost equilateral quadrilaterals, one of $\gamma^2 \dots, \delta^2 \dots$ is a vertex if and only if both are vertices. Moreover, if both are not vertices, then the only vertices are $\alpha^k\beta^l, \alpha^k\gamma\delta, \beta^l\gamma\delta$.*

In the lemma, non-symmetric means $\gamma \neq \delta$ (different values).

Proof. We first prove the second balance lemma. Suppose $\gamma^2 \dots$ is not a vertex. Then any vertex is $\gamma^m \delta^n \dots$, with $m = 0, 1$ and no γ, δ in the remainder. If $m = 0$, then $m \leq n$. If $m = 1$, then by the parity lemma, we know n is odd, which implies $m \leq n$. Therefore we have $m \leq n$ at every vertex. Applying the counting lemma to γ, δ , we get $m = n \leq 1$ at every vertex. This means $\alpha^k \beta^l$ and $\alpha^k \beta^l \gamma \delta$ are the only vertices. By the angle sum (3.6) for quadrilateral, we must have $k = 0$ or $l = 0$ in $\alpha^k \beta^l \gamma \delta$.

For the first balance lemma, the same argument can be applied to any pair from β, γ, δ . Then we conclude that one of $\beta^2 \dots, \gamma^2 \dots, \delta^2 \dots$ is a vertex if and only if all three are vertices. Moreover, if all three are not vertices, then by the (second part of) parity lemma (Lemma 2), the only vertices are $\alpha^k, \alpha^k \beta \gamma \delta$. By the angle sum (3.6) for quadrilateral, we must have $k = 0$ in $\alpha^k \beta \gamma \delta$. \square

Lemma 7. *In a tiling of the sphere by congruent quadrilaterals, at most one angle is $\geq \pi$.*

Proof. Let θ_1, θ_2 be two angles $\geq \pi$. Then by the angle sum (3.6) for quadrilateral, the other two angles $\rho_1, \rho_2 \leq \frac{4}{f}\pi < \pi$. By $\theta_i \geq \pi$, we know vertices with θ_i are $\theta_i \rho_1^k \rho_2^l$. Since all vertices have degree ≥ 3 , we have $k + l \geq 2 > 1$. Then the total number of θ_* at every vertex is strictly less than the total number of ρ_* . However, the total number of θ_* in the tiling is $2f$, and the total number of ρ_* in the tiling is also $2f$. We get a contradiction. \square

We remark that the proof counts θ_1, θ_2 as one angle, and counts ρ_1, ρ_2 as another angle. By $\theta_* \geq \pi$ and $\rho_* < \pi$, the two angles are distinguished. This is the reason the counting argument is valid.

Lemma 8. *In a tiling of the sphere by congruent quadrilaterals, if an angle appears at least twice at every degree 3 vertex, and at least once at every degree 4 vertex, then the angle appears at least twice in the quadrilateral.*

Proof. By (3.4) and (3.5), we have

$$\begin{aligned} 2v_3 + v_4 - f &= 2(8 + \sum_{k \geq 4} (k-4)v_k) + v_4 - 6 - \sum_{k \geq 4} (k-3)v_k \\ &= 10 + \sum_{k \geq 5} (k-5)v_k > 0. \end{aligned}$$

Therefore the total number of times the angle appears in the tiling is $\geq 2v_3 + v_4 > f$. This implies the angle appears at least twice in the quadrilateral. \square

Lemma 9. *In a tiling of the sphere by congruent quadrilaterals, if two angles do not appear at any degree 3 vertex, then the two angles together either appear at least three times at a degree 4 vertex, or appear five times at a degree 5 vertex.*

The two angles can be two different angles, or can be one angle appearing twice in the quadrilateral.

Proof. Suppose the two angles do not appear at any degree 3 vertex, appear at most twice at any degree 4 vertex, and at most four times at any degree 5 vertex. Then the total number of times the two angles appear in the tiling is $\leq 2v_4 + 4v_5 + \sum_{k \geq 6} kv_k$. By (3.4), the number is $< 2f$. On the other hand, the total number of times the two angles appear in the tiling should be $\geq 2f$. \square

Lemma 10. *In a tiling of the sphere by congruent quadrilaterals, if an angle α appears once in the quadrilateral, and α^3 is the only degree 3 vertex, then we have the following:*

1. $f \geq 24$. Moreover, if $f = 24$, then all vertices have degrees 3 or 4.
2. If an angle appears once in the quadrilateral, then it appears at most twice at a degree 4 vertex.

Proof. The assumption implies the other three angles appear only at vertices of degree ≥ 4 . Then by (3.4), we get

$$\sum_{k \geq 4} kv_k \geq 3f = 18 + \sum_{k \geq 4} 3(k-3)v_k.$$

This is the same as

$$v_4 \geq 18 + \sum_{k \geq 5} (2k-9)v_k \geq 18.$$

Then we get

$$\begin{aligned} f &= 6 + \sum_{k \geq 4} (k-3)v_k \geq 24 + \sum_{k \geq 5} 3(k-4)v_k \geq 24, \\ f - 3v_4 &= 6 + \sum_{k \geq 5} (k-3)v_k - 2v_4 \leq -30 - \sum_{k \geq 5} 3(k-5)v_k < 0. \end{aligned}$$

The first inequality implies the first statement. The second inequality implies the second statement. \square

Lemma 11. *In a tiling of the sphere by congruent quadrilaterals, if different angles α, θ appear once in the quadrilateral, and $\alpha\theta^2$ is the only degree 3 vertex, then we have the following:*

1. $f \geq 16$. Moreover, if $f = 16$, then all vertices have degrees 3 or 4.
2. If an angle is not α, θ , then the angle either appears at a degree 4 vertex, or appears at least three times at a degree 5 vertex, or appears at least five times at a degree 6 vertex, or appears seven times at a degree 7 vertex.

Proof. By counting the total number of θ and (3.5), the assumption implies

$$f \geq 2v_3 = 16 + \sum_{k \geq 5} 2(k-4)v_k \geq 16 + 2v_5 + 4v_6 + 6v_7 + \sum_{k \geq 8} kv_k \geq 16.$$

This immediately implies the first statement. Moreover, by the only degree 3 vertex $\alpha\theta^2$, if an angle is not α, θ , then it appears only at vertices of degree ≥ 4 . On the other hand, the total number of times it appears in the tiling is $\geq f > 2v_5 + 4v_6 + 6v_7 + \sum_{k \geq 8} kv_k$. This implies the vertex appears at a vertex of degree ≥ 4 in the way described in the lemma. \square

3.3 Geometry

To describe the geometrical constraint, we need to fix the precise meaning of polygon. The meaning in this paper is somewhat different from the convention, but is necessary for clarifying the statements in this section.

In this paper, a (spherical) *polygon* is a sequence of arcs (called *edges*) connected together (at *vertices*) to form a closed path, together with the choice of a *side*. An arc is part of a great circle. The side means the following. In Figure 24, picking one angle θ at one vertex determines the choice of all the angles $*$ at the other vertices, by the criterion of being “on the same side” of θ along the path. Picking the complement $2\pi - \theta$ of θ gives another side, and therefore another polygon. If we forget the side, then we get the closed path only, which we call the *boundary* of the polygon.

A polygon is *simple* if the boundary is simple, i.e., not crossing itself. The first of Figure 24 is simple, and the second is not simple. A simple polygon is equivalent to a (2-dimensional) subset of the sphere, such that the (topological) boundary is a piecewise straight simple closed path. By [18, Lemma 1], in a tiling of the sphere by congruent polygons, the polygon must be simple.




Figure 24: Polygon determined by closed path and one angle.

The simple property implies that, if two edges are connected at a vertex, then one edge has length $< \pi$. For example, we have $a < \pi$ in all the quadrilaterals in Figure 2.

A polygon is *convex* if it is simple and all angles are $\leq \pi$. This is equivalent to that the polygon is the intersection of finitely many hemispheres. A convex polygon has the property that any two vertices can be connected by an arc inside the polygon.

In the next result, the tiling is not assumed to be edge-to-edge.

Lemma 12. *In a spherical tiling by f congruent convex polygons, all angles $\geq \frac{2}{f}\pi$. If an angle is $\frac{2}{f}\pi$, then the tiling is the hosohedron (earth map tiling by congruent 2-gons), or its flip modification.*

Proof. Let θ be an angle of the convex polygon. The convexity implies that the polygon is contained in the 2-gon with angle θ . Since f congruent polygons tile the sphere, the polygon has area $\frac{4}{f}\pi$. Since the 2-gon has area 2θ , we get $\frac{4}{f}\pi \leq 2\theta$.

If $\theta = \frac{2}{f}\pi$, then after ignoring some vertices, the polygon is the whole 2-gon G with angle θ . We get a (not necessarily edge-to-edge) tiling by congruent copies of G .

The angle combination at a vertex \bullet is θ^k or $\theta^k\pi$, where π appears when \bullet lies in the interior of an edge of another tile. If \bullet is θ^k , then the k copies of G at \bullet form an earth map tiling of the sphere. See the first of Figure 25.

Next, we may assume all vertices are $\theta^k\pi$. Then the k copies of G at the θ^k part of the \bullet -vertex $\theta^k\pi$ form a half earth map tiling of a hemisphere. See the second of Figure 25. Then any tile in the complementary hemisphere has a \circ -vertex $\theta^k\pi$, and k copies of G at the θ^k part of \circ form a half earth map tiling of the complementary hemisphere. The second of Figure 25 is obtained from the first by flipping the complementary hemisphere. \square

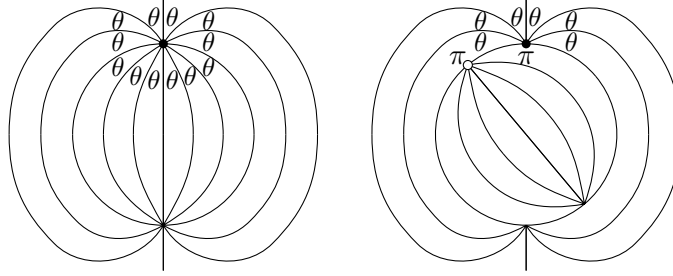


Figure 25: Tilings by 2-gons.

Lemma 13. *If a simple almost equilateral quadrilateral satisfies $\gamma < \pi$, then $\alpha + 2\beta > \pi$ and $\alpha + 2\delta > \pi$.*

Lemma 14. *If a simple almost equilateral quadrilateral satisfies $\alpha, \beta, \gamma < \pi$, then $\beta + \gamma < \delta + \pi$ and $\gamma + \delta < \beta + \pi$.*

Lemma 15. *If a simple almost equilateral quadrilateral satisfies $\gamma, \delta < \pi$, then $\alpha > \gamma$ if and only if $\beta > \delta$.*

By the exchange of (α, δ) with (β, γ) , Lemma 13 says that, if $\delta < \pi$, then we get $2\alpha + \beta > \pi$ and $\beta + 2\gamma > \pi$. Moreover, Lemma 14 says that, if $\alpha, \beta, \delta < \pi$, then we get $\alpha + \delta < \gamma + \pi$ and $\gamma + \delta < \alpha + \pi$.

Akama and van Cleemput [4, Lemma 2.1] proved Lemma 14 for convex almost equilateral quadrilateral.

Proof. We use planer pictures to argue about spherical quadrilaterals. In order for the pictures to be authentic, we draw stereographic projections, which is conformal. Figure 26 describes the stereographic projection of a simple quadrilateral $\square ABCD$ satisfying $\gamma = \angle BCD < \pi$ and $AB, BC, AD < \pi$. The three pictures correspond to the cases $CD < \pi$, $CD > \pi$ and $CD = \pi$.

By $\gamma < \pi$, we know B, D are not antipodal points. By simple quadrilateral, we also know $B \neq D$. Therefore there is a unique great circle $\bigcirc BD$ passing through B and D . Using $\bigcirc BD$ as the *equator* (indicated by the dotted circle), we get the stereographic projection. Under the projection, the arcs on the sphere intersect the equator at antipodal points. We always denote the antipode of X by X^* . In the third picture, we have $D = C^*$ and $C = D^*$.

We have $CD < \pi$ in the first picture. This means BC and CD lie in the same hemisphere bounded by $\bigcirc BD$. We have $CD > \pi$ in the second

picture. This means BC and CD^* lie in the same hemisphere bounded by $\bigcirc BD$, and DD^* lies in the other hemisphere. We have $CD = \pi$ in the third picture. This means C lies on the equator $\bigcirc BD$.

We indicate the vertices B, C, D by \bullet , and indicate the vertex A by \circ . Multiple \circ means all the possible locations of A , such that the quadrilateral is simple. For example, if A is in $\triangle BCD^*$ in the first picture, or A is in $\triangle B^*CD^*$ in the second picture, or A is in $\triangle B^*CD$ in the third picture, then the quadrilateral is not simple.

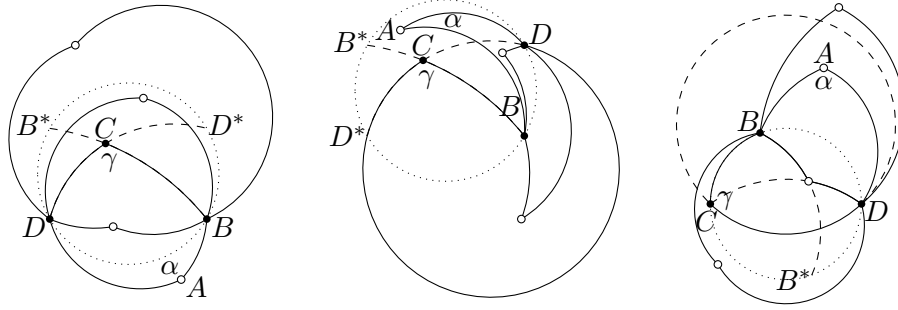


Figure 26: Simple spherical quadrilateral with $\gamma < \pi$ and $AB, BC, AD < \pi$.

For simple almost equilateral quadrilateral, we have $AB = BC = AD = a < \pi$. Moreover, all three lemmas assume $\gamma < \pi$. Therefore the quadrilateral is described by Figure 26.

The angle $\gamma < \pi$ determines (according to Figure 24) a triangle $\triangle BCD$, where BD is the minor arc connecting B, D . If we also have $\alpha < \pi$, then α also determines an isosceles triangle $\triangle ABD$ with the same minor arc BD . Moreover, we find $\triangle ABD, \triangle BCD$ lie on different sides of BD . This means the schematic picture in Figure 27 is correct. Let θ be the base angle of the isosceles triangle $\triangle ABD$. Let β', δ' be the angles of $\triangle BCD$ at B, D . Then $\beta = \theta + \beta'$ and $\delta = \theta + \delta'$.

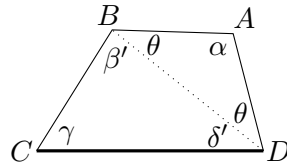


Figure 27: Schematic picture for proving Lemmas 13, 14, 15.

For Lemma 13, the conclusion holds when $\alpha \geq \pi$. Therefore we may assume $\alpha < \pi$. This means we are in the geometric situation described above. The area of $\triangle ABD$ implies $\alpha + 2\theta > \pi$. Then by $\beta = \theta + \beta' > \theta$ and $\delta = \theta + \delta' > \theta$, we get $\alpha + 2\beta > \pi$ and $\alpha + 2\delta > \pi$. This completes the proof of Lemma 13.

For Lemma 14, we are in the same geometric situation. Moreover, in the second and third of Figure 26, we always have $\alpha \geq \pi$ or $\beta \geq \pi$. Therefore under the assumption $\alpha, \beta < \pi$, we are in the first of Figure 26. Then all three edges of $\triangle BCD$ are $< \pi$, and the triangle lies in the two 2-gons with angles β' and δ' . The 2-gons have respective areas $2\beta'$ and $2\delta'$. Therefore we have $\beta' + \gamma + \delta' - \pi < 2\beta'$ and $\beta' + \gamma + \delta' - \pi < 2\delta'$. These are the same as $\gamma + \delta' < \beta' + \pi$ and $\beta' + \gamma < \delta' + \pi$. Adding θ to the inequalities, we get $\gamma + \delta < \beta + \pi$ and $\beta + \gamma < \delta + \pi$. This completes the proof of Lemma 14.

For Lemma 15, we will actually prove that, if $\gamma < \pi$, then $\beta > \delta$ is equivalent to $b > a$. By the symmetry of exchanging (α, δ) with (β, γ) , if $\gamma, \delta < \pi$, then we have

$$\beta > \delta \iff b > a \iff \alpha > \gamma.$$

This proves Lemma 15.

The isosceles triangle $\triangle ABD$ implies $\beta - \beta' = \delta - \delta'$. This holds even in the case $\alpha = \pi$, and $\triangle ABD$ is reduced to one arc. Therefore $\beta > \delta$ if and only if $\beta' > \delta'$.

In the first of Figure 26, we have $b = CD < \pi$. Then $\beta' = \angle CBD > \delta' = \angle CDB$ is equivalent to $b = CD > a = BC$. In the second picture, we have $b > \pi > a$. We also have $\beta' > \pi > \delta'$. In the third picture, we have $b = \pi > a$. We also have $\beta' = \pi > \delta'$. Combining the three cases, we get $\beta' > \delta'$ if and only if $b > a$. \square

The following is [30, Lemma 3].

Lemma 16. *For a simple almost equilateral quadrilateral, $\alpha < \beta$ is equivalent to $\gamma < \delta$.*

The lemma implies $\alpha = \beta$ is equivalent to $\gamma = \delta$. In this case, the quadrilateral is *symmetric*. In other words, for non-symmetric almost equilateral quadrilateral, we either have $\alpha < \beta$ and $\gamma < \delta$, or have $\alpha > \beta$ and $\gamma > \delta$.

By the parity lemma for a tiling by congruent almost equilateral quadrilaterals, degree 3 vertices with γ, δ are $\alpha\gamma^2, \alpha\delta^2, \beta\gamma^2, \beta\delta^2, \alpha\gamma\delta, \beta\gamma\delta$. If three

such vertices appear, then comparing the angle sums and using Lemma 16, we know the quadrilateral is symmetric. On the other hand, if $\alpha\gamma\delta$ and $\beta\delta^2$ are vertices, then comparing the angle sums gives $\alpha + \gamma = \beta + \delta$, contradicting Lemma 16. By similar reason, we may exclude some other combinations of two degree 3 vertices with γ, δ . Then we get the following. The pentagon version of the result is [8, Lemma 13].

Lemma 17. *If an almost equilateral quadrilateral is simple and non-symmetric, then the following are the only possible combinations of two degree 3 vertices with γ, δ :*

1. $\alpha\delta^2, \beta\gamma^2$.
2. $\alpha\gamma\delta, \beta\gamma^2$.
3. $\beta\gamma\delta, \alpha\delta^2$.

The strongest geometrical constraint comes from spherical trigonometric identities. In fact, Akama, Wang and Yan [6] classified edge-to-edge tilings of the sphere by congruent equilateral pentagons by first using these identities to calculate all the pentagons that might be suitable for such tilings. On the other hand, whenever a tiling is constructed in [6, 29, 30] (often by mostly combinatorial means), the existence of the pentagon in the tiling needs to be justified by spherical trigonometric calculations.

Almost equilateral quadrilaterals allow three free parameters. Therefore the four angles are related by one equation, and we expect any four angles satisfying the equation determine the quadrilateral. The equation was proposed by Ueno and Agaoka [28], and a sharper version was proved for convex almost equilateral quadrilaterals by Coolsaet [10]. In the following lemma, we give the most comprehensive result, in the sense that we do not require the usual restrictions (which are implicitly assumed in all the other lemmas) that angles and edge lengths must be in $(0, 2\pi)$. We only assume $a, b > 0$ in the lemma. We also remark that the quadrilateral in the lemma may not be simple.

Lemma 18. *If the angles $\alpha, \beta, \gamma, \delta$ and the edge length a of an almost equilateral quadrilateral satisfy $a \notin \mathbb{Z}\pi$, then*

$$\sin \frac{1}{2}\alpha \sin(\delta - \frac{1}{2}\beta) = \sin \frac{1}{2}\beta \sin(\gamma - \frac{1}{2}\alpha), \quad (3.8)$$

$$(1 - \cos \alpha) \sin \delta \cos a = \sin \alpha \cos \delta + \sin \gamma, \quad (3.9)$$

$$(1 - \cos \beta) \sin \gamma \cos a = \sin \beta \cos \gamma + \sin \delta. \quad (3.10)$$

Conversely, if $\alpha, \beta, \gamma, \delta, a$ satisfy the three equalities, and $\alpha, \beta \notin 2\mathbb{Z}\pi$, then there is an almost equilateral quadrilateral with the given $\alpha, \beta, \gamma, \delta, a$.

The pentagon version of the result is [8, Lemma 18], and is much more complicated.

We remark that, under the first equality (3.8), the second the third equalities (3.9) and (3.10) are almost equivalent. More specifically, if we multiply $(1 - \cos \beta) \sin \gamma$ to (3.9), and multiply $(1 - \cos \alpha) \sin \delta$ to (3.10), and subtracting the two, then we get

$$(1 - \cos \beta) \sin \gamma (\sin \alpha \cos \delta + \sin \gamma) = (1 - \cos \alpha) \sin \delta (\sin \beta \cos \gamma + \sin \delta).$$

The left side subtracting the right side is $-2(\sin \frac{1}{2}\alpha \sin(\delta + \frac{1}{2}\beta) + \sin \frac{1}{2}\beta \sin(\gamma + \frac{1}{2}\alpha))$ multiplied to $\sin \frac{1}{2}\alpha \sin(\delta - \frac{1}{2}\beta) - \sin \frac{1}{2}\beta \sin(\gamma - \frac{1}{2}\alpha)$. If (3.8) holds, then the second factor is 0. Therefore multiplying $(1 - \cos \beta) \sin \gamma$ to (3.9) is equivalent to multiplying $(1 - \cos \alpha) \sin \delta$ to (3.10). In particular, if $\alpha \notin 2\mathbb{Z}\pi$ and $\delta \notin \mathbb{Z}\pi$, then (3.9) implies (3.10). Similarly, if $\beta \notin 2\mathbb{Z}\pi$ and $\gamma \notin \mathbb{Z}\pi$, then (3.10) implies (3.9).

A consequence of the equality (3.8) is the following useful constraint. Like all the lemmas except Lemma 18, the following lemma implicitly assumes all angles are in $(0, 2\pi)$.

Lemma 19. *If an almost equilateral quadrilateral satisfies $\gamma, \delta \leq \pi$, then $\alpha < 2\gamma$ if and only if $\beta < 2\delta$, and $\alpha = 2\gamma$ if and only if $\beta = 2\delta$.*

To prove Lemma 18, we regard spherical trigonometry as relations in the orthogonal group. Specifically, suppose we have a spherical n -gon P with successive edge lengths a_1, a_2, \dots, a_n and successive angles $\alpha_1, \alpha_2, \dots, \alpha_n$ (α_i is between a_{i-1} and a_i). Let α_1 be at the z -axis, and let a_n be in the positive x -direction. See the top of Figure 28.

The second row of Figure 28 describes a sequence of movements of the polygon as viewed from above the z -axis. We first rotate P such that a_1 lies in the x -axis. The movement is the rotation $Z(\pi - \alpha_1)$ around the z -axis by angle $\pi - \alpha_1$. Next we slide a_1 from the negative x -direction to the positive x -direction, so that α_2 is now at the z -axis. The movement is the rotation $Y(a_1)$ around the y -axis by angle a_1 . Then we rotate P around the z -axis by $\pi - \alpha_2$, etc. By going around P , we get a sequence of rotations. At the end, the polygon P is back to the initial position. This means the composition of rotations fixes P . Therefore the composition is the identity

$$Y(a_n)Z(\pi - \alpha_n) \cdots Y(a_2)Z(\pi - \alpha_2)Y(a_1)Z(\pi - \alpha_1) = I. \quad (3.11)$$

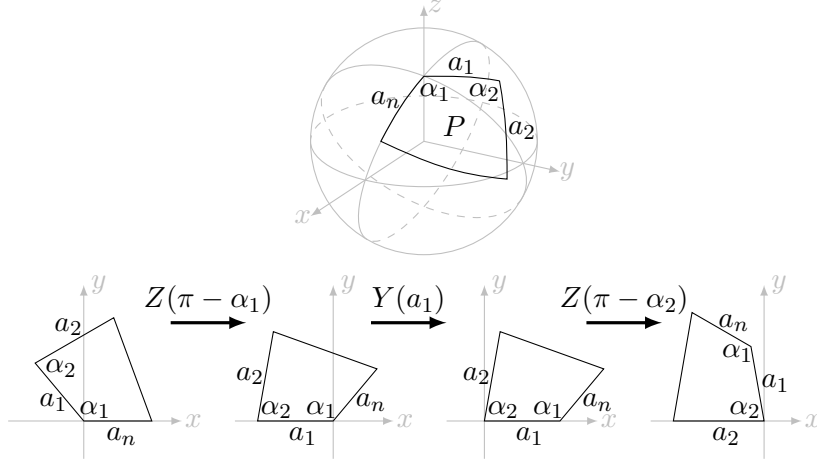


Figure 28: A polygon is a sequence of rotations.

The equality is equivalent to the existence of the polygon in the sense of Figure 24.

Proof of Lemma 18. For the quadrilateral in the lemma, the general equality (3.11) becomes

$$Y(a)Z(\pi - \alpha)Y(a)Z(\pi - \beta)Y(a)Z(\pi - \gamma)Y(b)Z(\pi - \delta) = I.$$

Then the existence of the quadrilateral means

$$K = Z(\pi - \delta)Y(a)Z(\pi - \alpha)Y(a)Z(\pi - \beta)Y(a)Z(\pi - \gamma) \quad (3.12)$$

is $Y(b)^T$ for some choice of b .

Let $\vec{e}_2 = (0, 1, 0)^T$ be the second standard basis vector of \mathbb{R}^3 . Then $K = Y(b)^T$ implies $K\vec{e}_2 = \vec{e}_2$. Conversely, if $K\vec{e}_2 = \vec{e}_2$, then the $(2, 2)$ -entry of K is 1. Since K is a matrix in $SO(3)$, this implies $K = Y(b)^T$ for some b . Therefore the existence of the quadrilateral is equivalent to $K\vec{e}_2 = \vec{e}_2$.

Let

$$L = Y(a)Z(\pi - \beta)Y(a)Z(\pi - \gamma) - Z(\pi - \alpha)^T Y(a)^T Z(\pi - \delta)^T.$$

Then $K\vec{e}_2 = \vec{e}_2$ is equivalent to $L\vec{e}_2 = \vec{0}$.

The three coordinates of $L\vec{e}_2$ are

$$\begin{aligned}
l_1 &= (\cos \beta - 1) \sin \gamma \cos^2 a \\
&\quad + (\cos \alpha \sin \delta + \sin \beta \cos \gamma) \cos a + \sin \alpha \cos \delta + \sin \gamma \\
&= ((\cos \beta - 1) \sin \gamma \cos a + \sin \beta \cos \gamma + \sin \delta) \cos a \\
&\quad + (\cos \alpha - 1) \sin \delta \cos a + \sin \alpha \cos \delta + \sin \gamma. \\
l_2 &= (\sin \alpha \sin \delta - \sin \beta \sin \gamma) \cos a - (\cos \alpha \cos \delta - \cos \beta \cos \gamma). \\
l_3 &= ((1 - \cos \beta) \sin \gamma \cos a - \sin \beta \cos \gamma - \sin \delta) \sin a.
\end{aligned}$$

By

$$\cos \frac{1}{2}\theta(1 - \cos \theta) = \sin \frac{1}{2}\theta \sin \theta, \quad \cos \frac{1}{2}\theta \sin \theta = \sin \frac{1}{2}\theta(1 + \cos \theta),$$

we get

$$\begin{aligned}
l_2 \sin \frac{1}{2}\alpha \sin \frac{1}{2}\beta &= \sin \frac{1}{2}\alpha \sin \frac{1}{2}\beta (\sin \alpha \sin \delta \cos a - (1 + \cos \alpha) \cos \delta + \cos \delta) \\
&\quad - \sin \frac{1}{2}\alpha \sin \frac{1}{2}\beta (\sin \beta \sin \gamma \cos a - (1 + \cos \beta) \cos \gamma + \cos \gamma) \\
&= \cos \frac{1}{2}\alpha \sin \frac{1}{2}\beta ((1 - \cos \alpha) \sin \delta \cos a - \sin \alpha \cos \delta) \\
&\quad - \cos \frac{1}{2}\beta \sin \frac{1}{2}\alpha ((1 - \cos \beta) \sin \gamma \cos a - \sin \beta \cos \gamma) \\
&\quad + \sin \frac{1}{2}\alpha \sin \frac{1}{2}\beta \cos \delta - \sin \frac{1}{2}\alpha \sin \frac{1}{2}\beta \cos \gamma \\
&= \cos \frac{1}{2}\alpha \sin \frac{1}{2}\beta ((1 - \cos \alpha) \sin \delta \cos a - \sin \gamma - \sin \alpha \cos \delta) \\
&\quad - \cos \frac{1}{2}\beta \sin \frac{1}{2}\alpha ((1 - \cos \beta) \sin \gamma \cos a - \sin \delta - \sin \beta \cos \gamma) \\
&\quad + \sin \frac{1}{2}\beta \sin(\gamma - \frac{1}{2}\alpha) - \sin \frac{1}{2}\alpha \sin(\delta - \frac{1}{2}\beta).
\end{aligned}$$

Suppose $a \notin \mathbb{Z}\pi$. Then $\sin a \neq 0$, and $l_3 = 0$ implies (3.10). Then (3.10) and $l_1 = 0$ imply (3.9). Then by the calculation of $l_2 \sin \frac{1}{2}\alpha \sin \frac{1}{2}\beta$, we see (3.9), (3.10) and $l_2 = 0$ imply (3.8).

Conversely, suppose $\alpha, \beta \notin 2\mathbb{Z}\pi$. Then (3.9) and (3.10) imply $l_1 = 0$ and $l_3 = 0$. Moreover, (3.8), (3.9) and (3.10) imply $l_2 \sin \frac{1}{2}\alpha \sin \frac{1}{2}\beta = 0$. By $\alpha, \beta \notin 2\mathbb{Z}\pi$, this further implies $l_2 = 0$. \square

Now we discuss what happens to Lemma 18 when the assumptions are not satisfied.

Suppose $a \in (2\mathbb{Z} + 1)\pi$. Then $A = C$ and $B = D$, and the two points are antipodal points. Therefore $b \in (2\mathbb{Z} + 1)\pi$. See the first of Figure 29, where $A = C$ is the right vertex, and $B = D$ is the left vertex. The only relation between the four angles is $\alpha + \gamma = \beta + \delta \pmod{2\pi}$. Therefore (3.8) does not always hold.

Suppose $a \in 2\mathbb{Z}\pi$. Then $A = B = C = D$ is a single point, and $b \in 2\mathbb{Z}\pi$. See the second of Figure 29, where an edge XY leaves X through X_o (for out of X) and arrives at Y through Y_i (for into Y). If we also denote by X_i, X_o the angles of the directions of X_i, X_o , then we have $Y_i = X_o + \pi \bmod 2\pi$. Moreover, we have $\alpha = A_i - A_o = D_o - A_o + \pi \bmod 2\pi$, and similar formula for the other angles (all hold $\bmod 2\pi$)

$$\alpha = D_o - A_o + \pi, \quad \beta = A_o - B_o + \pi, \quad \gamma = B_o - C_o + \pi, \quad \delta = C_o - D_o + \pi.$$

Therefore the only relation between the four angles is $\alpha + \beta + \gamma + \delta = 0 \bmod 2\pi$, and (3.8) does not always hold.

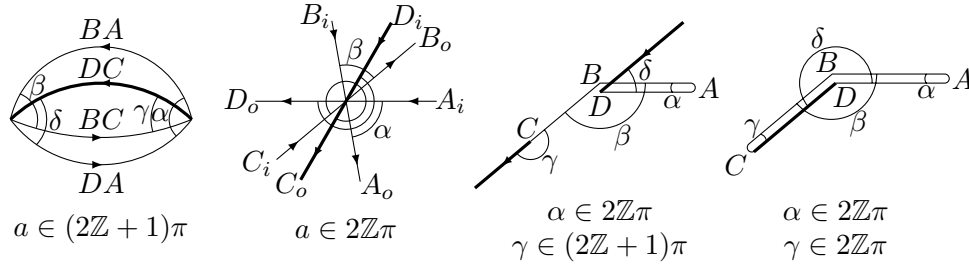


Figure 29: Lemma 18: Case $a \in \mathbb{Z}\pi$ and case $\alpha \in 2\mathbb{Z}\pi$.

For the converse, suppose $\alpha \in 2\mathbb{Z}\pi$. Then the three equalities are equivalent to either $\gamma \in (2\mathbb{Z} + 1)\pi$ and $\sin \beta - \sin \delta = 0$, or $\gamma \in 2\mathbb{Z}\pi$ and $\sin \beta + \sin \delta = 0$.

If $\gamma \in (2\mathbb{Z} + 1)\pi$, then the third of Figure 29 shows $B = D$ and $a + b = 0 \bmod 2\pi$. This implies the geometrical condition (for the existence of the quadrilateral) $\beta + \delta = \pi \bmod 2\pi$. However, the algebraic condition $\sin \beta - \sin \delta = 0$ means $\beta = \delta \bmod 2\pi$, or $\beta + \delta = \pi \bmod 2\pi$. The algebraic condition does not imply the geometrical condition.

If $\gamma \in 2\mathbb{Z}\pi$, then the fourth of Figure 29 shows $B = D$ and $a = b \bmod 2\pi$. See the fourth of Figure 29. This implies the geometrical condition $\beta + \delta = 0 \bmod 2\pi$. However, the algebraic condition $\sin \beta + \sin \delta = 0$ means $\beta + \delta = 0 \bmod 2\pi$, or $\beta = \delta + \pi \bmod 2\pi$. Again algebraic condition does not imply the geometrical condition.

Finally, we discuss the existence of polygon in a tiling. More specifically, we need to show that a simple spherical polygon with given angles and edge combination actually exists. The issue already appeared in the first paper

[18] on pentagonal tiling, which give five combinatorially possible tilings. Then further geometrical argument [5] showed that four of the five are just the regular dodecahedron. In the subsequent works on pentagonal tilings [6, 29, 30], after tilings were obtained by combinatorial argument, further geometrical argument was made to show the existence of the pentagon.

The existence issue were less apparent for triangular tilings due to the following simple criterion: There is a simple spherical triangle with given angles $\alpha, \beta, \gamma < \pi$ if and only if the following four equalities hold

$$\alpha + \beta + \gamma > \pi, \alpha + \pi > \beta + \gamma, \beta + \pi > \alpha + \gamma, \gamma + \pi > \alpha + \beta.$$

Although the tetrahedron tiling allows simple triangle with an angle $> \pi$, the triangles are convex in all other tilings.

The criteria for the existence of kite and rhombus are also simple because they can be divided into two congruent triangles. Since we obtain not so many tilings by general quadrilaterals, we will give specialised argument for the existence for individual tilings.

We obtain quite a number of tilings by almost equilateral quadrilaterals. The recipe for arguing the existence is the following. First, we make sure the equality (3.8) holds. Then we use (3.9) or (3.10) to uniquely determine $a < \pi$ by

$$\cos a = \frac{\sin \alpha \cos \delta + \sin \gamma}{(1 - \cos \alpha) \sin \delta} = \frac{\sin \beta \cos \gamma + \sin \delta}{(1 - \cos \beta) \sin \gamma}.$$

Here the second equality is actually a consequence of (3.8). Of course getting a this way assumes the absolute value of the right side is < 1 . This turns out to be true in all the cases. At this stage, by the converse of Lemma 18, we already know a quadrilateral exists. The problem is whether the quadrilateral is simple. For this purpose, we substitute the four angles and a into K in (3.12). Then we use $K = Y(b)^T$ to uniquely determine $0 < b \leq 2\pi$. We actually find $\sin b > 0$ in all cases. Therefore we always get $0 < b < \pi$. Then we may use the following sufficient condition for the quadrilateral to be simple.

Lemma 20. *If four edges of a spherical quadrilateral are $< \pi$, and three angles are $< \pi$, then the quadrilateral is simple.*

Proof. Figure 30 is the stereographic projection of a quadrilateral $\square ABCD$ with all edges $< \pi$ and angles at A, B, D being $< \pi$. We draw two circles $\circ ABA^*$ and $\circ ADA^*$. By $\angle BAD < \pi$, the 2-gon G formed by $\angle BAD$ is

the intersection of two hemispheres bounded by $\bigcirc ABA^*$ and $\bigcirc ADA^*$. By $AB < \pi$ and $AD < \pi$, we know B and D are on the two respective boundary edges of G .

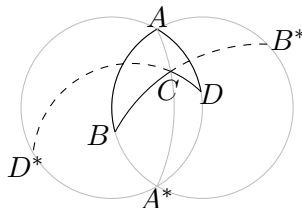


Figure 30: Sufficient condition for quadrilateral to be simple.

By $BC < \pi$ and $\angle ABC < \pi$, we know C is on the arc BCB^* of length π inside the hemisphere bounded by $\bigcirc ABA^*$. By the same reason, we know C is also inside the hemisphere bounded by $\bigcirc ADA^*$. Therefore C lies in the intersection G of the two hemispheres. Then $\triangle ABC$ lies in the 2-gon ABA^*C and $\triangle ACD$ lies in the 2-gon ADA^*C . Since the two 2-gons do not overlap, we know the quadrilateral, as the union of two triangles, is simple. \square

3.4 Adjacent Angle Deduction

The notation for vertices, such as $\alpha^2\beta^2$, does not show the arrangement of angles at the vertex. For example, for almost equilateral quadrilateral, Figure 31 shows two possible arrangements $|\alpha|\beta|\alpha|\beta|$ and $|\alpha|\alpha|\beta|\beta|$ of $\alpha^2\beta^2$. We indicate the arrangements by inserting the edges between the angles. For more example, we have vertices $|\alpha|\alpha|\alpha|$, $|\beta|\beta|\delta|\delta|$, $|\gamma|\gamma|\gamma|\gamma|$ in Figure 53.

We may further indicate the arrangements of tiles around the vertex by using the *adjacent angle deduction* (abbreviated AAD) notation. We denote the first of Figure 31 by the AAD $|\beta^\alpha\delta|\gamma\beta^\alpha|\beta^\alpha\delta|\gamma\beta^\alpha|$. Here we use ${}^\lambda\theta^\mu$ to indicate the angles λ, μ adjacent to θ . The second $|\beta^\alpha\delta|\delta^\alpha\beta|\gamma\beta^\alpha|\gamma\beta^\alpha|$, the third $|\beta^\alpha\delta|\delta^\alpha\beta|\alpha\beta\gamma|\gamma\beta^\alpha|$, and the fourth $|\beta^\alpha\delta|\delta^\alpha\beta|\gamma\beta^\alpha|\alpha\beta\gamma|$ are three different possible AADs of $|\alpha|\alpha|\beta|\beta|$. The AADs of the vertices in Figure 53 are $|\beta^\alpha\delta|\beta^\alpha\delta|\beta^\alpha\delta|$, $|\alpha\beta\gamma|\gamma\beta^\alpha|\alpha\delta\gamma|\gamma\delta^\alpha|$, $|\beta^\gamma\delta|\delta^\gamma\beta|\beta^\gamma\delta|\delta^\gamma\beta|$.

The AAD notation is introduced for pentagon in [8, 29]. We will be quite liberal in using the notation. For example, we may also denote the first of Figure 31 by $|\beta|\alpha|\beta|\alpha|$, $|\alpha|\beta|\dots|$, $|\alpha|\beta|\dots|$, $|\gamma\beta^\alpha|\beta^\alpha\delta|\gamma\beta^\alpha|\beta^\alpha\delta|$, $|\delta^\alpha\beta|\alpha\beta\gamma|\delta^\alpha\beta|\alpha\beta\gamma|$, $|\beta^\alpha\delta|\gamma\beta^\alpha|\dots|$. We also denote AAD segments such as $|\alpha|\beta|\alpha|$, $|\beta^\alpha\delta|\gamma\beta^\alpha|$ at the vertex $\alpha^2\beta^2$.

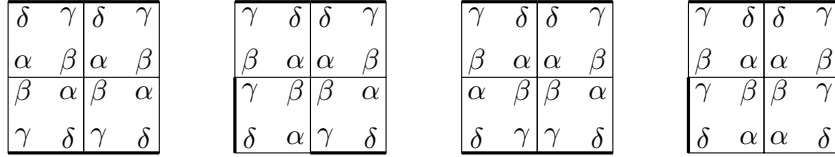


Figure 31: Adjacent angle deduction.

We remark that $\theta^\lambda|\mu\rho$ in an AAD implies a vertex $\lambda^\theta|\rho\mu\cdots$. For example, the AAD $|\beta\alpha^\delta|\gamma\beta^\alpha|\beta\alpha^\delta|\gamma\beta^\alpha|$ of the first of Figure 31 induces vertices $\alpha|\beta\cdots = \alpha^\beta|\alpha\beta\cdots$ and $\gamma|\delta\cdots$ on the boundary of the square. This is the *reciprocity property*.

Sometimes a vertex may have the *unique* AAD. For example, for a general equilateral, the vertex $\gamma^2\delta^2$ can only be arranged as $|\gamma|\gamma|\delta|\delta|$, and has the unique AAD $|\delta\gamma^\beta|\beta\gamma^\delta|\gamma\delta^\alpha|\alpha\delta\gamma|$ (see Figure 52). For another example, for an almost equilateral quadrilateral, we know the possible AADs of consecutive $\alpha\alpha$ are $|\beta\alpha^\delta|\beta\alpha^\delta|$, $|\delta\alpha^\beta|\beta\alpha^\delta|$, $|\beta\alpha^\delta|\delta\alpha^\beta|$. If $\beta|\delta\cdots$ and $\delta|\delta\cdots$ are not vertices, then $\alpha\alpha$ has the unique AAD $|\delta\alpha^\beta|\beta\alpha^\delta|$. This further implies no consecutive $\alpha\alpha\alpha$.

For more detailed discussion about AAD, see [29, Section 2.5]. The AAD is a convenient way of describing a small tiling picture. We may use AAD to make an argument without drawing the corresponding picture.

Next, we introduce the concept of *fans*, which is used only for almost equilateral quadrilaterals. At any vertex, the *b*-edges divide all the angles into consecutive sequences $|\gamma|\theta_1|\cdots|\theta_k|\gamma|$, $|\gamma|\theta_1|\cdots|\theta_k|\delta|$, $|\delta|\theta_1|\cdots|\theta_k|\delta|$, where θ_i are α or β . We call these respectively γ^2 -fan, $\gamma\delta$ -fan, and δ^2 -fan. See Figure 32. If a vertex has γ, δ , then it has fans. Otherwise, it has no fan.

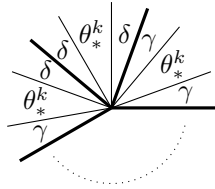


Figure 32: Fans at a vertex.

Lemma 21. *In a tiling of the sphere by congruent non-symmetric almost equilateral quadrilaterals, a vertex has γ^2 -fan if and only if a (possibly different) vertex has δ^2 -fan.*

Proof. If no vertex has γ^2 -fan, then every vertex has only $\gamma\delta$ -fans and δ^2 -fans, or has no fan. This implies the number of γ at any vertex is always no more than the number of δ . Then by the counting lemma (Lemma 4), the number of γ is the same as the number of δ at all vertices. By no γ^2 -fan, this further implies every vertex has no δ^2 -fan. By exchanging γ, δ , this also proves that no δ^2 -fan implies no γ^2 -fan. \square

Lemma 22. *In a tiling of the sphere by congruent non-symmetric almost equilateral quadrilaterals, if $\alpha^2 \cdots$ is not a vertex, then a δ^2 -fan consists of a single α , and a vertex has at most one δ^2 -fan. If we further know $\gamma > \delta$, then $|\alpha|^\gamma |\beta|^\alpha \cdots = \alpha \beta^k$.*

Proof. By no $\alpha^2 \cdots$, we get the unique AAD $|\alpha\beta\gamma|^\alpha |\delta\gamma|$ of $|\beta|\delta|$. Then by no $\alpha^2 \cdots$ again, we get the unique AAD $|\alpha\beta\gamma| \cdots |\alpha\beta\gamma|^\alpha |\delta\gamma|$ of consecutive $\beta \cdots \beta\delta$. Since a δ^2 -fan $|\delta|\beta| \cdots |\beta|\delta|$ without α has consecutive $\beta \cdots \beta\delta$ in both directions, the unique AAD implies such a fan does not exist. Therefore a δ^2 -fan must have α . Then by no $\alpha^2 \cdots$, a δ^2 -fan has a single α , and a vertex has at most one δ^2 -fan.

Suppose we further know $\gamma > \delta$. Then by the parity lemma, and the angle sum (3.6) for quadrilateral, we know $\alpha\beta\gamma \cdots$ is not a vertex. Then by no $\alpha^2 \cdots$ and no $\alpha\beta\gamma \cdots$, we know $\alpha\beta \cdots$ is either $\alpha\beta^k$ or a single δ^2 -fan $\alpha\beta^k\delta^2$. By no $\alpha^2 \cdots$, the AAD of $\alpha\beta^k\delta^2$ is $|\gamma\delta^\alpha| \cdots |\gamma\beta^\alpha| |\alpha|^\alpha |\beta\gamma| \cdots |\alpha\delta\gamma|$. Since $|\alpha|^\gamma |\beta|^\alpha$ is incompatible with this AAD, we conclude $|\alpha|^\gamma |\beta|^\alpha \cdots = \alpha \beta^k$. \square

4 Tiling by Rhombus or Non-general Triangle

We first classify tilings by congruent rhombi in the fourth of Figure 2. Then we derive tilings by congruent equilateral or isosceles triangles in Figure 1.

Proposition 23. *Tilings of the sphere by congruent rhombi, are the quadricentric subdivisions $C_{\square}P_4, C_{\square}P_6, C_{\square}P_{12}$ of Platonic solids, the earth map tiling E_{\square}^R1 , and the flip modification FE_{\square}^R1 .*

We remark that $C_{\square}P_4 = P_6$, $C_{\square}P_6 = C_{\square}P_8 = Q_{\square}P_4$, and $C_{\square}P_{12} = C_{\square}P_{20}$. The earth map tiling E_{\square}^R1 is obtained in Figure 34, and the flip modification FE_{\square}^R1 is obtained in Figure 35.

Proof. The rhombus has two angles α, β . By the angle sum (3.6) for quadrilateral, we get

$$\alpha + \beta = (1 + \frac{2}{f})\pi.$$

If $\alpha = \beta$, then the quadrilateral has four α satisfying $\alpha = (\frac{1}{2} + \frac{1}{f})\pi$. By $4\alpha > 2\pi$, the only vertex is α^3 . Therefore $\alpha = \frac{2}{3}\pi$, and the tiling is the regular cube P_6 , which is also the quadricentric subdivision $C_{\square}P_4$ of the tetrahedron.

Next, we assume $\alpha \neq \beta$. Up to the symmetry of exchanging α, β , we may further assume $\alpha < \beta$. Then we have $\alpha + \beta > \pi$ and $4\beta > 2\pi$. This implies $\alpha\beta^2, \beta^3, \alpha^k, \alpha^k\beta$ are all the possible vertices. Since the number of α is strictly less than the number of β in $\alpha\beta^2, \beta^3$, and the number of α is strictly more than the number of β in $\alpha^k, \alpha^k\beta$, by the counting lemma, one of $\alpha\beta^2, \beta^3$ is a vertex, and one of $\alpha^k, \alpha^k\beta$ is a vertex.

Case. β^3 is a vertex

The angle sum of β^3 and the angle sum for quadrilateral imply

$$\alpha = (\frac{1}{3} + \frac{2}{f})\pi, \beta = \frac{2}{3}\pi.$$

We also know one of $\alpha^k, \alpha^k\beta$ is a vertex. By $\alpha < \beta$ and the angle values above, we get the following possibilities:

$$\begin{aligned} f = 12: & \alpha = \frac{1}{2}\pi, \beta = \frac{2}{3}\pi, \text{AVC} = \{\alpha^4, \beta^3\}. \\ f = 18: & \alpha = \frac{4}{9}\pi, \beta = \frac{2}{3}\pi, \text{AVC} = \{\alpha^3\beta, \beta^3\}. \\ f = 30: & \alpha = \frac{2}{5}\pi, \beta = \frac{2}{3}\pi, \text{AVC} = \{\alpha^5, \beta^3\}. \end{aligned}$$

For $f = 12$, we get a graph with only degree 3 and degree 4 vertices, and any edge connects a degree 3 vertex to a degree 4 vertex. For $f = 30$, we have only degree 3 and degree 5 vertices, and any edge connects a degree 3 vertex to a degree 5 vertex. Guided by this, in Figure 33, we start with a degree 3 vertex the at the center and then construct the tiling outwards. We use \bullet to denote β^3 , and use \circ to denote α^4, α^5 . These are the quadricentric subdivisions $C_{\square}P_6, C_{\square}P_{12}$ of the cube and the dodecahedron, and are the same as the ones in the last row of Figure 7.

For $f = 18$, we argue that the tiling does not exist. In the first of Figure 34, we consider four tiles T_1, T_2, T_3, T_4 around a vertex $\alpha^3\beta$. Then T_1, T_2 share $\beta^2 \cdots = \beta^3$ and T_2, T_3 share $\beta^2 \cdots = \beta^3$. This determines T_5, T_6 .

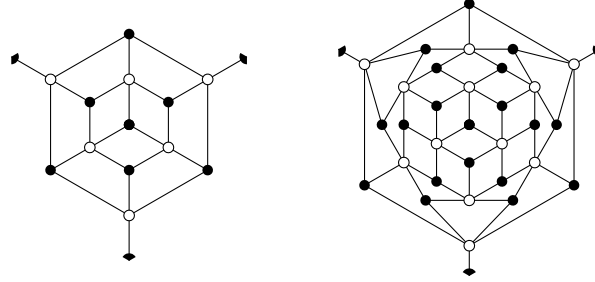


Figure 33: Proposition 23: Tilings for $\{\alpha^4\circ, \beta^3\bullet\}$ and $\{\alpha^5\circ, \beta^3\bullet\}$.

Then T_2, T_5, T_6 share $\alpha^3 \cdots = \alpha^3\beta$. This determines T_7 . Then T_5, T_7 share $\alpha\beta \cdots = \alpha^3\beta$. This determines T_8 . Then T_1, T_5, T_8 share $\alpha^2\beta \cdots = \alpha^3\beta$. This determines T_9 . Then we find T_1, T_4, T_9 share $\alpha\beta^2 \cdots$, a contradiction.

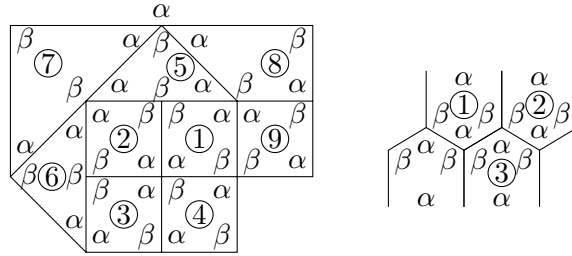


Figure 34: Proposition 23: No tiling for $\{\alpha^3\beta, \beta^3\}$, and earth map tiling.

The existence of quadricentric subdivision tilings follows from the existence of regular Platonic solids.

Case. $\alpha\beta^2$ is a vertex

The angle sum of $\alpha\beta^2$ and the angle sum for quadrilateral imply

$$\alpha = \frac{4}{f}\pi, \quad \beta = \left(1 - \frac{2}{f}\right)\pi.$$

Then we get the list of possible vertices

$$\text{AVC} = \{\alpha\beta^2, \alpha^{\frac{f}{2}}, \alpha^{\frac{f+2}{4}}\beta\}. \quad (4.1)$$

Given consecutive $\alpha\alpha$ at a vertex, we have T_1, T_2 in the second of Figure 34. The two tiles share $\beta^2 \cdots = \alpha\beta^2$. This determines T_3 . If $\alpha^{\frac{f}{2}}$ is a vertex,

then we may apply the argument to the $\frac{f}{2}$ consecutive $\alpha\alpha$ in $\alpha^{\frac{f}{2}}$, and get the earth map tiling $FE_{\square}^R 1$.

If $\alpha^{\frac{f}{2}}$ is not a vertex, then by the counting lemma, we know $\alpha^{\frac{f+2}{4}}\beta$ is a vertex. We denote the vertex as $\alpha^{q+1}\beta$, where $f = 4q + 2$ and $\beta = q\alpha$. Applying the argument in the second of Figure 34 to the q consecutive $\alpha\alpha$ in the α^{q+1} part of $\alpha^{q+1}\beta$, we get a partial earth map tiling consisting of tiles on the left and right of the shaded edges in Figure 35, and containing T_1, T_4, T_5, T_6 . We also have T_5 containing β in $\alpha^{q+1}\beta$.

Each tile has two α . In the subsequent argument, if we wish to specify which of the two, then we denote one by α and the other by $\dot{\alpha}$. We do the same for β and $\dot{\beta}$.

We have $\dot{\alpha}_1\dot{\beta}_5 \cdots = \alpha\beta^2, \alpha^{q+1}\beta$. The first of Figure 35 is the case $\dot{\alpha}_1\dot{\beta}_5 \cdots = \alpha\beta^2$. This implies $\dot{\beta}_2 \cdots = \alpha^2\beta \cdots = \alpha^{q+1}\beta$. Then the α^{q+1} part of this vertex determines a partial earth map tiling, consisting of P, T_1, T_5, T_6 . Then $\dot{\beta}_3 \cdots = \alpha^q\beta \cdots = \alpha^{q+1}\beta$ determines T_7 . We note that the part consisting of P, T_5, T_6, T_7 is the flip in Figure 17. Therefore the tiling is $FE_{\square}^R 1$.

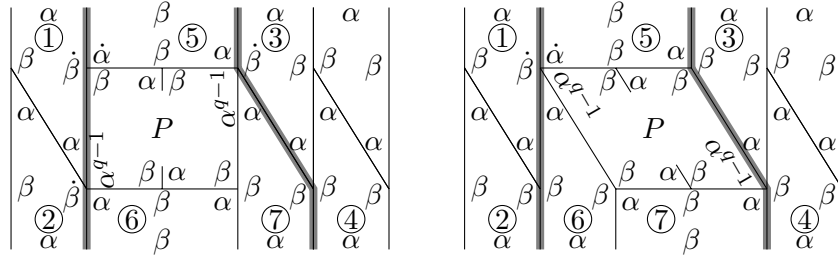


Figure 35: Proposition 23: Tiling for $\{\alpha\beta^2, \alpha^{q+1}\beta\}$.

The second of Figure 35 is the case $\dot{\alpha}_1\dot{\beta}_5 \cdots = \cdots = \alpha^{q+1}\beta$. Again the α^{q+1} part of this vertex determines a partial earth map tiling, consisting of P, T_5, T_6, T_7 . By the horizontal flip, the tiling actually becomes the first one. Therefore we get $FE_{\square}^R 1$ again.

Finally, the rhombus in the earth map tiling is the union of four right triangles with $\frac{1}{2}\alpha = \frac{2}{f}\pi$ and $\frac{1}{2}\beta = (\frac{1}{2} - \frac{1}{f})\pi$. By $\frac{1}{2}\alpha, \frac{1}{2}\beta < \frac{1}{2}\pi$ and $\frac{1}{2}\alpha + \frac{1}{2}\beta > \frac{1}{2}\pi$, the right triangle exists. Therefore the rhombus exists. \square

Next we classify tilings by congruent equilateral triangles or isosceles triangles.

Tilings by congruent equilateral triangles (third of Figure 1) must be Platonic solids. They are the regular tetrahedron P_4 , the regular octahedron P_8 , and the regular icosahedron P_{20} .

Tilings by congruent isosceles triangles (second of Figure 1) are closely related to the rhombus tilings. Each isosceles triangle has a companion sharing the b -edge. The union of the triangle with its companion is a rhombus, as in Figure 36. Therefore isosceles triangular tilings give rhombus tilings. If all vertices of the rhombus tilings have degree ≥ 3 , then we may apply Proposition 23, and conclude the isosceles triangular tilings are the simple triangular subdivisions of the tilings in the proposition.

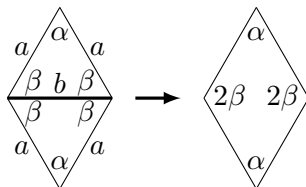


Figure 36: Isosceles triangular tiling to rhombus tiling.

First, we have the simple triangular subdivisions of the quadricentric subdivisions $C_{\square}P_i$ of the regular Platonic solids. We know $C_{\square}P_4$ is the regular cube, and the simple triangular subdivisions of the regular cube are the seven tilings $S_{\Delta}P_6$ in Figure 10. The simple triangular subdivisions of $C_{\square}P_6 = C_{\square}P_8$, $C_{\square}P_{12} = C_{\square}P_{20}$ are the triangular subdivisions $T_{\Delta}P_6, T_{\Delta}P_8, T_{\Delta}P_{12}, T_{\Delta}P_{20}$.

Second, the simple triangular subdivisions of $E_{\square}^R 1$ are $E_{\Delta}^J 1$ and $E_{\Delta} 4$. The simple triangular subdivisions of the flip modification $FE_{\square}^R 1$ are the flip modifications $FE_{\Delta}^J 1$ and $FE_{\Delta} 4$.

It remains to consider the case the rhombus tiling associated to the isosceles triangular tiling has a degree 2 vertex. Each angle in the rhombus tiling corresponds to α or $\beta^2 = \beta\beta$ in the isosceles triangular tiling. Therefore the degree 2 vertex is a combination of two from α, β^2 . Moreover, the combination should have degree ≥ 3 in terms of α, β . Therefore the degree 2 vertex in the rhombus tiling corresponds to $\alpha\beta^2$ or β^4 in the triangular tiling.

The angle sum of $\alpha\beta^2$ and the angle sum (3.7) for triangle imply $f = 4$. Then it is easy to show that the triangular tiling is the tetrahedron tiling P_4 in the first of Figure 37.

The angle sum of β^4 and the angle sum for triangle imply

$$\alpha = \frac{4}{f}\pi, \quad \beta = \frac{1}{2}\pi.$$

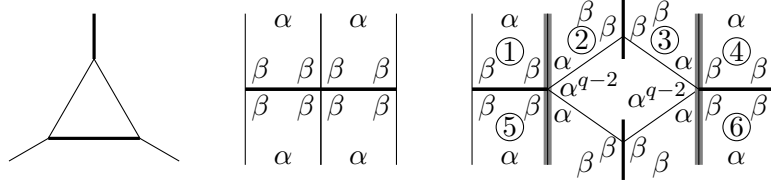


Figure 37: Isosceles tetrahedron tiling, and isosceles earth map tiling.

By the parity lemma (Lemma 2), a vertex has even number of β . Then we find the list of possible vertices

$$AVC = \{\beta^4, \alpha^{\frac{f}{2}}, \alpha^{\frac{f}{4}}\beta^2\}.$$

The triangle exists because it is half of the 2-gon of angle α .

A tile determines a companion tile across the b -edge as in Figure 36. Then consecutive $\alpha^k = \alpha \cdots \alpha$ determines k companion tiles, which give the other end α^k of a partial earth map tiling. See the second of Figure 37. In particular, if $\alpha^{\frac{f}{2}}$ is a vertex, then we get the earth map tiling $E_{\Delta}^I 1$.

If $\alpha^{\frac{f}{2}}$ is not a vertex, then $\alpha^q \beta^2 = \cdots |\alpha| \beta | \beta | \alpha | \cdots$, where $f = 4q$, is a vertex. We get T_1, T_2, T_3, T_4 in the third of Figure 37. Moreover, the α^q part of the vertex gives a partial earth map tiling consisting of tiles on the left and right of the shaded edges, and containing T_1, T_4, T_5, T_6 . Then $\alpha_2 \cdots = \alpha_3 \cdots = \alpha \beta^2 \cdots = \alpha^q \beta^2$. Then the α^q parts of the two vertices give another partial earth map tiling, which fills the middle of the second of Figure 37. This middle part is the flip in the second of Figure 20 (with $\beta = \gamma$). Therefore the tiling is $FE_{\Delta}^I 1$.

5 Tiling by General Triangle or Kite

We first classify tilings by congruent general triangles in the first of Figure 1. Then we derive tilings by congruent kites in the second of Figure 2.

By the parity lemma (the first part of Lemma 2), the numbers of α, β, γ at any vertex have the same parity. Depending on whether the parity is even or odd, we call the vertex *even* or *odd*. It is easy to see that an even (odd) vertex is equivalent to even degree (odd degree) vertex.

By the parity lemma, a degree 3 vertex is $\alpha\beta\gamma$. By the angle sum of $\alpha\beta\gamma$ and the angle sum (3.7) for triangle, we get $f = 4$. Then by (3.2), we know

all vertices have degree 3. Therefore $\alpha\beta\gamma$ is the only vertex. Then it is easy to conclude that the tiling is the deformed tetrahedron P_4 .

In the subsequent discussion, therefore, we may assume there is no degree 3 vertex. Then by (3.3), we get $f \geq 8$. Without loss of generality, we may also assume $\alpha < \beta < \gamma$. Then by the angle sum for triangle, we get $R(\gamma^4) < R(\beta^2\gamma^2) < 2\alpha$. Then by $\alpha < \beta < \gamma$ and the parity lemma, this implies an even vertex $\gamma \cdots = \beta^2\gamma^2, \gamma^4, \alpha^k\gamma^2$. On the other hand, an odd vertex $\gamma^3 \cdots$ is $\alpha\beta\gamma^3 \cdots$. By $\alpha < \beta < \gamma$ and the angle sum for triangle, we get $R(\alpha\beta\gamma^3) < \alpha < \beta, \gamma$. Therefore an odd vertex $\gamma^3 \cdots = \alpha\beta\gamma^3$. In summary, we get the list of all possible vertices

$$\text{AVC} = \{\alpha\beta\gamma^3, \beta^2\gamma^2, \gamma^4, \alpha^k\gamma^2, \alpha^k\beta^l, \alpha^k\beta^l\gamma\}. \quad (5.1)$$

Proposition 24. *Tilings of the sphere by congruent general triangles, such that $\alpha < \beta < \gamma$ and $\beta^2\gamma^2$ is a vertex, are the earth map tiling $E_\Delta 1$ and its flip modifications $FE_\Delta 1, F'E_\Delta 1, F''E_\Delta 1$.*

The earth map tiling $E_\Delta 1$ has the timezone given by T_1, T_2, T_3, T_4 in Figure 39. The flip modification $FE_\Delta 1$ is obtained in Figure 40. The further flip modification $F'E_\Delta 1$ is obtained in Figure 41.

Proof. By $\beta^2\gamma^2$ and $\alpha < \beta < \gamma$, we know $\alpha\beta\gamma^3, \gamma^4, \alpha^2\gamma^2$ are not vertices. Therefore the general AVC (5.1) is reduced to

$$\text{AVC} = \{\beta^2\gamma^2, \alpha^k\gamma^2 (k \geq 4), \alpha^k\beta^l, \alpha^k\beta^l\gamma\}.$$

This implies $\gamma^2 \cdots$ is $\beta^2\gamma^2 = \gamma \blacktriangleleft \gamma \cdots$ or $\alpha^k\gamma^2 = \gamma \dagger \gamma \cdots$. Therefore we get $\gamma \blacktriangleleft \gamma \cdots = \beta^2\gamma^2$, and $\gamma \dagger \gamma \cdots = \alpha^k\gamma^2 (k \geq 4)$.

A vertex $\blacktriangleleft \beta \dagger \beta \blacktriangleleft \alpha \blacktriangleleft \cdots$ determines T_1, T_2, T_3 in the first of Figure 38. Then $\gamma_1 \dagger \gamma_2 \cdots = \alpha^k\gamma^2$ determines T_4 . Then $\alpha_2 \beta_3 \gamma_4 \cdots = \alpha^k\beta^l\gamma = \dagger \gamma_4 \blacktriangleleft \alpha_2 \blacktriangleleft \beta_3 \dagger \beta \cdots$ determines T_5 . Then $\gamma_3 \dagger \gamma_5 \cdots = \alpha^k\gamma^2$ determines T_6 . This proves $\blacktriangleleft \beta \dagger \beta \blacktriangleleft \alpha \blacktriangleleft \cdots = \blacktriangleleft \beta \dagger \beta \blacktriangleleft \alpha \blacktriangleleft \gamma \dagger \cdots$. Then $\blacktriangleleft \alpha \blacktriangleleft \beta \dagger \beta \blacktriangleleft \alpha \blacktriangleleft \cdots = \dagger \gamma \blacktriangleleft \alpha \blacktriangleleft \beta \dagger \beta \blacktriangleleft \alpha \blacktriangleleft \gamma \dagger \cdots = \alpha^2\beta^2\gamma^2 \cdots$, contradicting the angle sum for triangle. Therefore $\blacktriangleleft \alpha \blacktriangleleft \beta \dagger \beta \blacktriangleleft \alpha \blacktriangleleft \cdots$ is not a vertex.

A vertex $\blacktriangleleft \beta \dagger \beta \blacktriangleleft \beta \dagger \beta \blacktriangleleft \cdots$ determines T_1, T_2, T_3, T_4 in the second of Figure 38. Then $\gamma_1 \dagger \gamma_2 \cdots = \gamma_3 \dagger \gamma_4 \cdots = \alpha^k\gamma^2$ determines T_5, T_6 . Then $\dagger \gamma_5 \blacktriangleleft \alpha_2 \blacktriangleleft \alpha_3 \blacktriangleleft \gamma_6 \dagger \cdots = \alpha^k\gamma^2$. By $\blacktriangleleft \alpha \blacktriangleleft$, the remainder of $\dagger \gamma_5 \blacktriangleleft \alpha_2 \blacktriangleleft \alpha_3 \blacktriangleleft \gamma_6 \dagger \cdots$ has no α , contradicting $k \geq 4$. Therefore $\blacktriangleleft \beta \dagger \beta \blacktriangleleft \beta \dagger \beta \blacktriangleleft \cdots$ is not a vertex. This implies β^l is not a vertex.

By the edge consideration, the number l of β in a sequence $\blacktriangleleft \alpha \blacktriangleleft \beta^l \blacktriangleleft \alpha \blacktriangleleft = \blacktriangleleft \alpha \blacktriangleleft \beta \cdots \beta \blacktriangleleft \alpha \blacktriangleleft$ is even. Then by no $\blacktriangleleft \alpha \blacktriangleleft \beta \dagger \beta \blacktriangleleft \alpha \blacktriangleleft \cdots, \blacktriangleleft \beta \dagger \beta \blacktriangleleft \beta \dagger \beta \blacktriangleleft \cdots$, we get $l = 0$, and the sequence must be $\blacktriangleleft \alpha \blacktriangleleft \alpha \blacktriangleleft$.

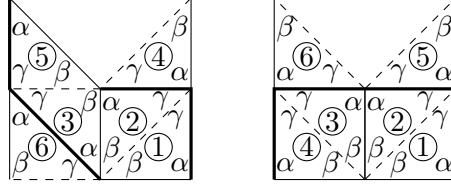


Figure 38: Proposition 24: $|\beta|\beta|\alpha|$ and $|\beta|\beta|\beta|\beta|$.

By $|\alpha|\beta^l|\alpha| = |\alpha|\alpha|$, no $|\beta|\beta|\beta|\beta|\dots$, and the edge consideration, we get $\alpha^k\beta^l = \alpha^k$, and $\alpha^k\beta^l\gamma$ is a combination of one of $|\alpha|\beta|\gamma|$, $|\alpha|\beta|\beta|\beta|\gamma|$, and copies of $|\alpha|\alpha|$. By $|\beta|\beta|\alpha| \dots = |\beta|\beta|\alpha|\gamma|\dots$, we get $|\alpha|\beta|\beta|\beta|\gamma|\dots = |\gamma|\alpha|\beta|\beta|\beta|\gamma|\dots = \alpha^k\beta^l\gamma$. Since the vertex has only one γ , the vertex is $|\alpha|\beta|\beta|\beta|\gamma| = \alpha\beta^3\gamma$. Therefore we get the updated list of possible vertices

$$\text{AVC} = \{\alpha\beta^3\gamma, \beta^2\gamma^2, \alpha^k, \alpha^k\beta\gamma, \alpha^k\gamma^2(k \geq 4)\}.$$

This implies $\beta|\beta|\dots = \alpha\beta^3\gamma$ and $\gamma|\gamma|\dots = \alpha^k\gamma^2$.

Given $|\alpha|\alpha|$ at a vertex, we get two triangles sharing a vertex $\beta|\beta|\dots = \beta^2\gamma^2, \alpha\beta^3\gamma$, like T_1, T_2 or T_5, T_6 in Figure 39. For $\beta_1|\beta_2|\dots = \beta^2\gamma^2$, we get T_1, T_2, T_3, T_4 . For $\beta_5|\beta_6|\dots = \alpha\beta^3\gamma$, we get T_5, T_6, T_7, T_8, T_9 , and further get $\gamma_6|\gamma_9|\dots = \alpha^k\gamma^2 = |\alpha|\alpha|\gamma_6|\gamma_9|\dots$, which determines T_{10}, T_{11} . We conclude that, if $\beta|\beta|\dots$ induced from $|\alpha|\alpha|$ is $\alpha\beta^3\gamma$, then $|\alpha|\alpha|$ extends to $|\alpha|\alpha|\gamma|$.

Suppose α^k is a vertex. Since the vertex is even, we have $\alpha^k = |\alpha|\alpha|\dots|\alpha|\alpha| = (|\alpha|\alpha|)^{\frac{k}{2}}$. Since no $|\alpha|\alpha|$ in α^k is extended to $|\alpha|\alpha|\gamma|$, we know every $|\alpha|\alpha|$ induces $\beta|\beta|\dots = \beta^2\gamma^2$. Then we get the earth map tiling $E_\Delta 1$ with T_1, T_2, T_3, T_4 as the timezone. In general, if $|\alpha|\alpha|$ at both sides of a sequence $(|\alpha|\alpha|)^l = |\alpha|\alpha|\dots|\alpha|\alpha|$ induce $\beta|\beta|\dots = \beta^2\gamma^2$, then the sequence induces a partial earth map tiling, with $(|\alpha|\alpha|)^l = |\alpha|\alpha|\dots|\alpha|\alpha|$ at the other end.

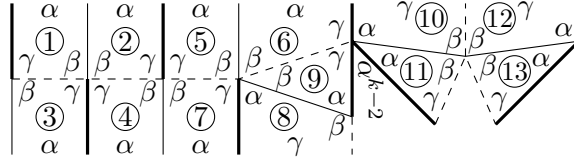


Figure 39: Proposition 24: Timezone, and impact of the vertex $\alpha\beta^3\gamma$.

In the subsequent argument, we assume α^k is not a vertex. By applying the counting lemma to β, γ , we know $\alpha\beta^3\gamma$ is a vertex if and only if $\alpha^k\gamma^2$ is a vertex.

Case. $\alpha\beta^3\gamma, \alpha^k\gamma^2$ are not vertices

By no α^k , we only need to consider $\text{AVC} = \{\beta^2\gamma^2, \alpha^k\beta\gamma\}$.

Since $\alpha^k\beta\gamma$ is an odd vertex, we know $k = 2q + 1$ is odd. Then $\alpha^{2q+1}\beta\gamma = \mathbf{|\alpha|\beta|\gamma|\alpha|\alpha|\cdots|\alpha|\alpha|} = \cdots \mathbf{|\alpha|\alpha|\alpha|\alpha|\beta|\gamma|\alpha|\alpha|\cdots}$ determines $T_1, T_2, T_3, T_4, T_5, T_6$ in Figure 40. By $\beta^2\cdots = \gamma^2\cdots = \beta^2\gamma^2$, we know T_1, T_2 determine T_7, T_8 , and T_5, T_6 determine T_9, T_{10} . The same happens to all the other $\mathbf{|\alpha|\alpha|}$ and $\mathbf{|\alpha|\alpha|}$ in $\alpha^{2q+1}\beta\gamma$. Then the $\alpha^{2q+1} = \mathbf{|\alpha_5|\alpha_6|\alpha|\cdots|\alpha_1|\alpha_2|}$ part of $\alpha^{2q+1}\beta\gamma$ induces $\alpha_9\mathbf{|\alpha_{10}|\alpha|\cdots|\alpha_7|\alpha_8|} = \alpha^{2q+1}$. Therefore we get a partial earth map tiling with α^{2q+1} at both ends, and consisting of tiles on the left and right of the shaded edges.

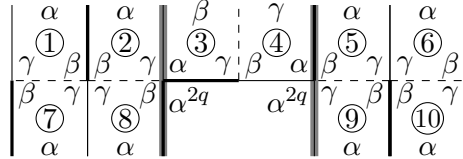


Figure 40: Proposition 24: Tiling when $\alpha\beta^3\gamma, \alpha^k\gamma^2$ are not vertices.

We have $\alpha_3\beta_8\gamma_2\cdots = \alpha_4\beta_5\gamma_9\cdots = \alpha^{2q+1}\beta\gamma$. By the argument above, the two α^{2q+1} are the two ends of another partial earth map tiling that fills the middle of the picture. This partial earth map tiling is obtained by the flip in the second of Figure 20. Therefore we get the flip modification tiling $FE_{\Delta}1$.

Case. $\alpha\beta^3\gamma, \alpha^k\gamma^2$ are vertices

The angle sums of $\alpha\beta^3\gamma, \beta^2\gamma^2$ and the angle sum for triangle imply

$$\alpha = \frac{4}{f}\pi, \quad \beta = \left(\frac{1}{2} - \frac{2}{f}\right)\pi, \quad \gamma = \left(\frac{1}{2} + \frac{2}{f}\right)\pi.$$

Then we get the updated list of vertices

$$\text{AVC} = \{\alpha\beta^3\gamma, \beta^2\gamma^2, \alpha^{2q+1}\beta\gamma, \alpha^{2q}\gamma^2\}, \quad f = 8q + 4.$$

We know $\alpha^{2q}\gamma^2 = \mathbf{|\gamma|\alpha|\alpha|\cdots|\alpha|\alpha|\gamma|} = \mathbf{|\gamma(\mathbf{|\alpha|\alpha|})^q\gamma|}$. If $\mathbf{|\alpha|\alpha|}$ at both sides of the sequence $(\mathbf{|\alpha|\alpha|})^q$ induce $\beta|\beta\cdots = \alpha\beta^3\gamma$, then we also get T_{12}, T_{13} in Figure 39. Then $\beta_{10}\beta_{11}\beta_{12}\beta_{13}\cdots = \beta^4\cdots$ contradicts the AVC. Therefore at least one side of $(\mathbf{|\alpha|\alpha|})^q$ induces $\beta|\beta\cdots = \beta^2\gamma^2$.

Suppose one side of $(\mathbf{|\alpha|\alpha|})^q$ induces $\beta|\beta\cdots = \alpha\beta^3\gamma$, and the other side induces $\beta|\beta\cdots = \beta^2\gamma^2$. Then we express the vertex as $\alpha^{2q}\gamma^2 = \cdots \mathbf{|\alpha|\alpha|\gamma|\gamma|\alpha|\alpha|\cdots}$,

corresponding to $T_1, T_2, T_3, T_4, T_5, T_6$ in the first of Figure 41. Moreover, we have $\beta_1|\beta_2 \cdots = \alpha\beta^3\gamma = \mathbf{|\alpha|\beta|\beta_2|\beta_1|\gamma|}$ at one side and $\beta_5|\beta_6 \cdots = \beta^2\gamma^2 = \mathbf{|\gamma|\beta_5|\beta_6|\gamma|}$ at the other side. This determines $T_7, T_8, T_9, T_{10}, T_{11}$. Then $\alpha_3\gamma_2\gamma_9 \cdots = \alpha^{2q}\gamma^2$ determines T_{12}, T_{13} , with α^{2q-3} between the two tiles. Then $\beta_3\beta_4\beta_{12} \cdots = \alpha\beta^3\gamma$ determines T_{14}, T_{15} . Then $\alpha_4\beta_{10}\beta_{15}\gamma_5 \cdots = \alpha\beta^3\gamma$ determines T_{16} . Then $\alpha_{14}\gamma_{15}\gamma_{16} \cdots = \alpha^{2q}\gamma^2$ determines T_{17}, T_{18} , with α^{2q-3} between T_{14}, T_{18} .

Combining α^{2q-3} at $\gamma_{16} \cdots$ with α_{14} , we get a sequence $(\mathbf{|\alpha|\alpha|})^{q-1}$. By α^{2q-3} at $\gamma_2 \cdots$ and $\gamma_{16} \cdots$, we get β just outside β_{14} and γ just outside γ_{12} . Therefore $\beta_{14}\gamma_{12} \cdots = \beta^2\gamma^2 \cdots = \beta^2\gamma^2$. This shows the $\mathbf{|\alpha_{14}|\alpha|}$ side of the sequence $(\mathbf{|\alpha|\alpha|})^{q-1}$ induces $\beta|\beta \cdots = \beta^2\gamma^2$. Since the other side of the sequence $(\mathbf{|\alpha|\alpha|})^{q-1}$ is further extended by α_{18} (instead of γ), it also induces $\beta|\beta \cdots = \beta^2\gamma^2$. Therefore $(\mathbf{|\alpha|\alpha|})^{q-1}$ induces a partial earth map tiling. The other end of this partial earth map tiling is $(\mathbf{|\alpha|\alpha|})^{q-1}$ obtained by combining α^{2q-3} at $\gamma_2 \cdots$ with α_{12} . This partial earth map tiling fills the rest of the first of Figure 41.

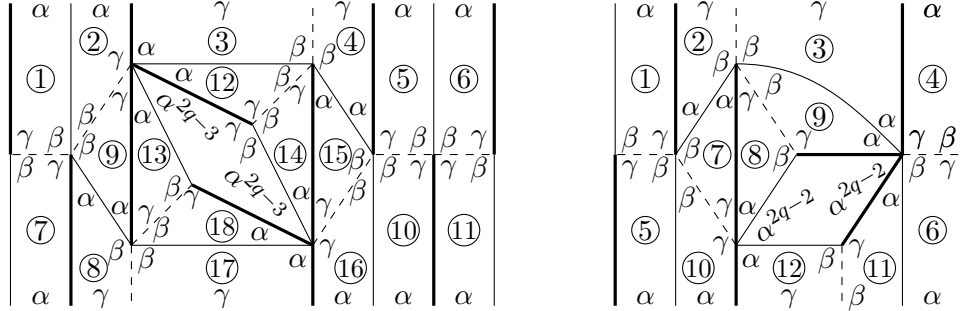


Figure 41: Proposition 24: Tilings when $\alpha\beta^3\gamma, \alpha^k\gamma^2$ are vertices.

Suppose both sides of $(\mathbf{|\alpha|\alpha|})^q$ induce $\beta|\beta \cdots = \beta^2\gamma^2$. Then we get a partial earth map tiling with $(\mathbf{|\alpha|\alpha|})^q$ at the other end. We express the vertex as $\alpha^{2q}\gamma^2 = \cdots \mathbf{|\alpha|\gamma|\gamma|\alpha|} \cdots$, corresponding to T_1, T_2, T_3, T_4 in the second of Figure 41. We also have T_5, T_6 as part of the partial earth map tiling. We note that, although T_2, T_3 are drawn in different sizes, the six tiles are symmetric with respect to the horizontal flip. Therefore by $\beta|\beta \cdots = \alpha\beta^3\gamma$, we may assume T_7, T_8, T_9 as in the picture. Then $\alpha_2\beta_5\beta_7\gamma_1 \cdots = \alpha\beta^3\gamma$ determines T_{10} , and $\alpha_3\beta_6\gamma_4\alpha_9 \cdots = \alpha^{2q+1}\beta\gamma$ determines T_{11} and gives α^{2q-2} between T_9, T_{11} . Then $\alpha_8\gamma_7\gamma_{10} \cdots = \alpha^{2q}\gamma^2$ determines T_{12} and gives α^{2q-2} between T_8, T_{12} . Both sides of the sequence $\alpha^{2q-2} = (\mathbf{|\alpha|\alpha|})^{q-1}$ at $\gamma_4 \cdots$ are extended by α_9, α_{11} (instead of γ), and therefore both induce $\beta|\beta \cdots = \beta^2\gamma^2$. This

implies the sequence $(\mathbf{l}\alpha\mathbf{l})^{q-1}$ induces a partial earth map tiling, with the other end being $\alpha^{2q-2} = (\mathbf{l}\alpha\mathbf{l})^{q-1}$ at $\gamma_7 \dots$. This partial earth map tiling fills the rest of the second of Figure 41.

We note that the angles in Figure 41 satisfy $\alpha + \beta = \gamma$ as in the third and fourth of Figure 20. Therefore two triangles in the first of Figure 42 form a rectangle. This happens to T_4, T_{15} in the first of Figure 41, and T_8, T_9 in the first of Figure 41, and T_2, T_7 in the second of Figure 41. Due to the rectangle, we may apply the flip in the second of Figure 15 and still get a tiling. The flip changes two $\alpha\beta^3\gamma$ around the rectangles to $\beta^2\gamma^2$. After the change, the tilings have $AVC = \{\beta^2\gamma^2, \alpha^k\beta\gamma\}$, and is therefore the flip modification $FE_{\Delta}1$. Therefore the tilings in Figure 41 are $F'E_{\Delta}1$ obtained by applying the flip in the fourth of Figure 20 to $FE_{\Delta}1$.

Geometry of Triangle

The angles in the earth map tiling satisfy

$$\alpha = \frac{4}{f}\pi, \beta + \gamma = \pi, f = 0 \pmod{4}.$$

This means the triangle is half of the 2-gon with angle α . See Figure 42. The tiling has one free parameter, which can be $\gamma \in (\frac{1}{2}\alpha, \pi - \frac{1}{2}\alpha) = (\frac{2}{f}\pi, (1 - \frac{2}{f})\pi)$, or can be $b \in (0, \pi)$. We note that $\alpha > \beta$ when γ is close to $(1 - \frac{2}{f})\pi$. In this case, the triangle still exists, and the tiling also exists and is given by Proposition 25.

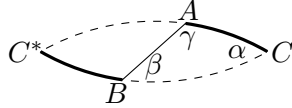


Figure 42: Proposition 24: Geometry of triangle.

To get flip modified tiling in Figure 40, we just require $f = 4 \pmod{8}$. For the further rectangular flip, we need $f = 4 \pmod{8}$ and $\gamma = (\frac{1}{2} + \frac{2}{f})\pi$. The existence of the triangle means γ is in the range above, which means $f > 8$. By $f = 4 \pmod{8}$, the condition is the same as $f \neq 4$. By the degree 4 vertex $\beta^2\gamma^2$ and (3.2), we indeed have $f \neq 4$. \square

Proposition 25. *Tilings of the sphere by congruent general triangles, such that $\alpha < \beta < \gamma$ and $\alpha^2\gamma^2$ is a vertex, are the earth map tiling $E_{\Delta}1$ and its flip modification $FE_{\Delta}1$.*

We get the two tilings after the exchange of (α, b) with (β, c) . Moreover, we remark that the earth map tiling includes the octahedron P_8 as a special case.

Proof. By $\alpha^2\gamma^2$ and $\alpha < \beta < \gamma$, we know $\alpha\beta\gamma^3, \beta^2\gamma^2, \gamma^4$ are not vertices. Then the AVC (5.1) is reduced to $\{\alpha^2\gamma^2, \alpha^k\beta^l, \alpha^k\beta^l\gamma\}$. By $k \geq 1$ in $\alpha^k\beta^l\gamma$, and applying the counting lemma to α, γ , we get $k = 1$ in $\alpha^k\beta^l\gamma$, and $l = 0$ in $\alpha^k\beta^l$. Then we get $\text{AVC} = \{\alpha^2\gamma^2, \beta^l, \alpha\beta^l\gamma\}$. After exchanging α, β , this is included in the AVC in Proposition 24. By the earlier argument, we get the earth map tiling (when β^l is a vertex) or the flip modification in Figure 40 (when β^l is not a vertex, which corresponds to the case $\alpha\beta^3\gamma, \alpha^k\gamma^2$ are not vertices, in Proposition 24). \square

Proposition 26. *There is no tiling of the sphere by congruent general triangles, such that $\alpha < \beta < \gamma$ and $\alpha\beta\gamma^3$ is a vertex.*

Proof. The angle sum of $\alpha\beta\gamma^3$ and the angle sum for triangle imply

$$\alpha + \beta = \left(\frac{1}{2} + \frac{6}{f}\right)\pi, \quad \gamma = \left(\frac{1}{2} - \frac{2}{f}\right)\pi.$$

By $\alpha < \beta < \gamma < \frac{1}{2}\pi$, there are no vertices of degree 3 or 4. Therefore the general AVC (5.1) is reduced to

$$\text{AVC} = \{\alpha\beta\gamma^3, \alpha^k\beta^l(k+l \geq 6), \alpha^k\beta^l\gamma(k+l \geq 4), \alpha^k\gamma^2(k \geq 4)\}.$$

The vertex $\alpha^k\beta^l\gamma$ is odd. By $\alpha < \beta$ and $3\alpha + 3\beta + \gamma = (2 + \frac{16}{f})\pi > 2\pi$, we get $\alpha^k\beta^l\gamma = \alpha^k\beta\gamma, \alpha\beta^3\gamma$. By $\alpha\beta\gamma^3$ and $\beta < \gamma$, we know $\alpha\beta^3\gamma$ is not a vertex. By $\alpha\beta\gamma^3$ and $\alpha < \gamma$, we also get $k \geq 5$ in $\alpha^k\beta\gamma$. Therefore $\alpha^k\beta^l\gamma = \alpha^k\beta\gamma(k \geq 5)$. Then by the AVC, we get $\beta^2 \cdots = \alpha^k\beta^l$.

A vertex $\mathbf{|\alpha|\alpha|\alpha|\alpha|\alpha|\cdots}$ determines T_1, T_2, T_3, T_4 in Figure 43. By $\mathbf{|\alpha|}$, we get $\beta_1|\beta_2 \cdots = \alpha^k\beta^l = \mathbf{|\beta_1|\beta_2|\beta|\cdots}$. This determines T_5 . By the same reason, we determine T_6 . Then we get $\gamma_2\gamma_3\gamma_5\gamma_6 \cdots = \gamma^4 \cdots$, contradicting the AVC. Therefore $\mathbf{|\alpha|\alpha|\alpha|\alpha|\alpha|\cdots}$ is not a vertex. This implies $\alpha^k\beta\gamma(k \geq 5), \alpha^k\gamma^2(k \geq 4)$ are not vertices.

The vertex $\alpha^k\beta^l$ is even. By $\alpha < \beta$, and $\alpha + \beta > \frac{1}{2}\pi$, and no degree 3 or 4 vertices, we get $\alpha^k\beta^l = \alpha^2\beta^4, \beta^6, \alpha^k(k \geq 6), \alpha^k\beta^2(k \geq 4)$. By no $\mathbf{|\alpha|\alpha|\alpha|\alpha|\alpha|\cdots}$, we know $k = 4$ in $\alpha^k\beta^2$, and α^k is not a vertex. By $\alpha < \beta$, no two of $\alpha^4\beta^2, \alpha^2\beta^4, \beta^6$ can be vertices at the same time. Therefore the vertices are $\alpha\beta\gamma^3$ and one of $\alpha^4\beta^2, \alpha^2\beta^4, \beta^6$. Applying the counting lemma to α, β , we get a contradiction. \square

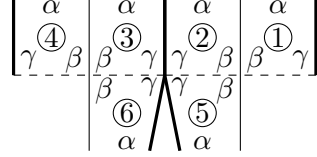


Figure 43: Proposition 26: Vertex $\mathbf{|\alpha|\alpha|\alpha|\alpha|}$.

Proposition 27. *Tilings of the sphere by congruent general triangles, such that $\alpha < \beta < \gamma$ and γ^4 is a vertex, are the barycentric subdivisions $B_\Delta P_8, B_\Delta P_{20}$ of the octahedron and the icosahedron, the flip modification $FB_\Delta P_8$ of the barycentric subdivision of the regular octahedron, and the earth map tiling $E_\Delta 3$ and its flip modification $FE_\Delta 3$.*

Proof. By γ^4 and $\beta < \gamma$, we know $\beta^2\gamma^2$ is not a vertex. The angle sum of γ^4 and the angle sum for triangle imply

$$\alpha + \beta = \left(\frac{1}{2} + \frac{4}{f}\right)\pi, \quad \gamma = \frac{1}{2}\pi.$$

By $\alpha < \beta < \gamma = \frac{1}{2}\pi$, the only vertex of degree 3 or 4 is γ^4 . Moreover, by $\alpha + \beta + 3\gamma = \left(2 + \frac{4}{f}\right)\pi > 2\pi$, we know $\alpha\beta\gamma^3$ is not a vertex. Therefore the general AVC (5.1) is reduced to

$$\text{AVC} = \{\gamma^4, \alpha^k\beta^l, \alpha^k\beta^l\gamma, \alpha^k\gamma^2\}.$$

The AVC implies $\gamma \mathbf{|\gamma} \cdots = \gamma^4$. We denote the union of four tiles around γ^4 by $n(\gamma^4)$. See the first of Figure 44.

The vertex $\alpha^k\beta^l\gamma$ is odd. By $\alpha < \beta$ and $3\alpha + 3\beta + \gamma = \left(2 + \frac{12}{f}\right)\pi > 2\pi$, we get $\alpha^k\beta^l\gamma = \alpha\beta^3\gamma, \alpha^k\beta\gamma (k \geq 3)$.

The vertex $\alpha^k\beta^l$ is even. Since γ^4 is the only degree 4 vertex, we know $k + l \geq 6$. Then by $\alpha < \beta$ and $\alpha + \beta > \frac{1}{2}\pi$, we get $\alpha^k\beta^l = \alpha^2\beta^4, \beta^6, \alpha^k (k \geq 6), \alpha^k\beta^2 (k \geq 4)$.

We see that the numbers of α and β are never the same at any vertex. By applying the counting lemma to α, β , this implies there is a vertex with strictly fewer α than β . The vertex is $\alpha^2\beta^4, \alpha\beta^3\gamma, \beta^6$.

Case. β^6 is a vertex

The angle sum of β^6 further implies

$$\alpha = \left(\frac{1}{6} + \frac{4}{f}\right)\pi, \quad \beta = \frac{1}{3}\pi, \quad \gamma = \frac{1}{2}\pi.$$

By $\frac{1}{6}\pi < \alpha < \beta = \frac{1}{3}\pi$ and the parity lemma, besides β^6, γ^4 , all the possible vertices are $\alpha^4\gamma^2, \alpha^5\beta\gamma, \alpha^6\beta^2, \alpha^8, \alpha^{10}$. We may also use the angle sum for triangle to calculate the corresponding f . Then we get updated list of vertices:

$$\begin{aligned} f = 48: & \alpha = \frac{1}{4}\pi, \beta = \frac{1}{3}\pi, \gamma = \frac{1}{2}\pi, \text{AVC} = \{\beta^6, \gamma^4, \alpha^4\gamma^2, \alpha^8\}. \\ f = 60: & \alpha = \frac{7}{30}\pi, \beta = \frac{1}{3}\pi, \gamma = \frac{1}{2}\pi, \text{AVC} = \{\beta^6, \gamma^4, \alpha^5\beta\gamma\}. \\ f = 72: & \alpha = \frac{2}{9}\pi, \beta = \frac{1}{3}\pi, \gamma = \frac{1}{2}\pi, \text{AVC} = \{\beta^6, \gamma^4, \alpha^6\beta^2\}. \\ f = 120: & \alpha = \frac{1}{5}\pi, \beta = \frac{1}{3}\pi, \gamma = \frac{1}{2}\pi, \text{AVC} = \{\beta^6, \gamma^4, \alpha^{10}\}. \end{aligned}$$

For $f = 48, 120$, we have $\beta \cdots = \beta^6$. This implies each tile belongs to one neighborhood $n(\beta^6)$ of β^6 , given by the second of Figure 44. Then the whole tiling is a tiling of copies of the hexagon $n(\beta^6)$. In fact, by $2\gamma = \pi$ and $2\alpha = \frac{1}{2}\pi (f = 48), \frac{2}{5}\pi (f = 120)$, the hexagon $n(\beta^6)$ is the regular triangular face F of the octahedron (for $f = 48$) or the icosahedron (for $f = 120$). Therefore the problem becomes the tiling of the sphere by F . Moreover, we get $n(\beta^6)$ by applying the barycentric subdivision to each regular face.

The midpoint of an edge of F is $\gamma^2 \cdots = \alpha^4\gamma^2, \gamma^4$. If the midpoint is always γ^4 , then the tiling by F is edge-to-edge. Then the tiling by F is the regular octahedron P_8 or the regular icosahedron P_{20} , and the triangular tiling is the barycentric subdivision $B_\Delta P_8$ or $B_\Delta P_{20}$.

If the midpoint of one edge of one F is $\alpha^4\gamma^2$, then $f = 48$ and the edges match only in half (therefore the tiling by F is not edge-to-edge). Then it is easy to see that the tiling by F is obtained from the regular octahedron by rotating half of the tiling by $\frac{1}{4}\pi$. This is equivalent to the flip of the half tiling in Figure 14. Then we get the flip modification $FB_\Delta P_8$.

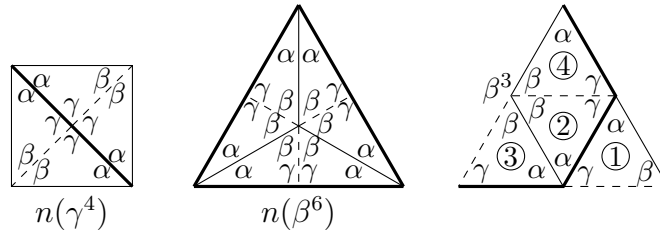


Figure 44: Proposition 27: Neighborhoods of γ^4 and β^6 , and no $\alpha^5\beta\gamma$.

For $f = 60$, we have $\alpha\alpha\alpha\beta\gamma$ in $\alpha^5\beta\gamma$. This determines T_1, T_2, T_3 in the third of Figure 44. Then $\beta_2\beta_3 \cdots = \beta^6$ determines T_4 . Then we get $\alpha_1\gamma_2\gamma_4 \cdots = \alpha\gamma^2 \cdots$, contradicting the AVC.

For $f = 72$, by $\gamma \cdots = \gamma^4$, the tiling is a tiling of the rhombus $n(\gamma^4)$. The AVC $\{\beta^6, \gamma^4, \alpha^6\beta^2\}$ for the triangular tiling becomes the AVC $\{\bar{\beta}^3, \bar{\alpha}^3\bar{\beta}\}$ for the rhombus tiling, where $\bar{\alpha} = 2\alpha$ and $\bar{\beta} = 2\beta$. Since there is no degree 2 vertex, the rhombus tiling is edge-to-edge. By the argument in Figure 34, there is no such tiling.

Case. $\alpha^2\beta^4$ or $\alpha\beta^3\gamma$ is a vertex

By the earlier argument, we know the list of vertices

$$\text{AVC} = \{\alpha^2\beta^4, \alpha\beta^3\gamma, \gamma^4, \alpha^k(k \geq 6), \alpha^k\beta^2(k \geq 4), \alpha^k\beta\gamma, \alpha^k\gamma^2\}.$$

By the edge consideration, we have the unique arrangements $\mathbf{|\alpha|\beta|\beta|\beta|\beta|\alpha|}$, $\mathbf{|\alpha|\beta|\beta|\beta|\gamma|}$, $\mathbf{|\alpha|\beta|\beta|\alpha|\alpha|\alpha|\cdots|\alpha|\alpha|}$ of $\alpha^2\beta^4, \alpha\beta^3\gamma, \alpha^k\beta^2(k \geq 4)$.

In Figure 45, we consider four tiles T_1, T_2, T_3, T_4 determined by $\mathbf{|\alpha|\alpha|\alpha|\alpha|\alpha|}$. Then $\gamma_2\mathbf{|\gamma_3\cdots} = \gamma^4$ determines one $n(\gamma^4)$, including T_5, T_6 . Then $\mathbf{|\beta_1|\beta_2|\beta_5|\cdots} = \alpha^2\beta^4, \alpha\beta^3\gamma$. By the unique arrangements of $\alpha^2\beta^4, \alpha\beta^3\gamma$, we get $\mathbf{|\beta_1|\beta_2|\beta_5|\cdots} = \mathbf{|\beta_1|\beta_2|\beta_5|\alpha|\cdots}$. This determines T_7 . Similarly, we determine T_8 . Then we get $\mathbf{|\beta_7|\alpha_5|\alpha_6|\beta_8|\cdots} = \alpha^2\beta^4, \alpha^k\beta^2(k \geq 4)$. Since $\mathbf{|\beta_7|\alpha_5|\alpha_6|\beta_8|}$ is incompatible with the unique arrangement of $\alpha^k\beta^2$, we get $\mathbf{|\beta_7|\alpha_5|\alpha_6|\beta_8|\cdots} = \alpha^2\beta^4$. This determines T_9, T_{10} . Moreover, by $\alpha^2\beta^4$ and $\alpha + \beta > \gamma$, we know $\alpha\beta^3\gamma$ is not a vertex. This implies $\alpha_8\beta_3\beta_4\beta_6\cdots = \alpha^2\beta^4$, which determines T_{11}, T_{12} . Then $\gamma_8\gamma_{10}\gamma_{12}\cdots = \gamma^4$ determines one $n(\gamma^4)$, including T_{13} .

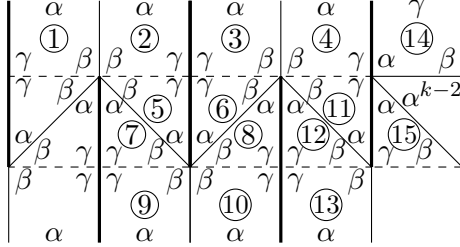


Figure 45: Proposition 27: $\mathbf{|\alpha|\alpha|\alpha|\alpha|\alpha|}$ and $\mathbf{|\alpha|\alpha|\alpha|\alpha|\alpha|\gamma|}$.

If $\mathbf{|\alpha|\alpha|\alpha|\alpha|\alpha|}$ is part of $\mathbf{|\alpha|\alpha|\alpha|\alpha|\alpha|\gamma|}$, then we further determine T_{14} . Then $\alpha_{14}\gamma_4\gamma_{11}\cdots = \alpha^k\gamma^2$ determines T_{15} . Then we get $\alpha_{11}\beta_{12}\beta_{13}\gamma_{15}\cdots = \alpha\beta^3\gamma$, contradicting no $\alpha\beta^3\gamma$. Therefore there is no $\mathbf{|\alpha|\alpha|\alpha|\alpha|\alpha|\gamma|}$. This implies $\alpha^k\gamma^2$ is not a vertex, and $k = 3$ in $\alpha^k\beta\gamma$. However, the angle sums of $\alpha^2\beta^4, \alpha^3\beta\gamma, \gamma^4$

and the angle sum for triangle imply $\alpha = \frac{2}{5}\pi < \beta = \frac{3}{10}\pi$, contradicting $\alpha < \beta$. Therefore $\alpha^k\beta\gamma$ is not a vertex, and we get the updated list of vertices

$$\text{AVC} = \{\alpha^2\beta^4, \gamma^4, \alpha^{\frac{f}{4}}, \alpha^{\frac{f}{8}+1}\beta^2\}.$$

This implies $\gamma \cdots = \gamma^4$. Therefore the whole tiling is actually a tiling of the rhombus $n(\gamma^4)$, with

$$\text{AVC} = \{\bar{\alpha}\bar{\beta}^2, \bar{\alpha}^{\frac{f}{2}}, \bar{\alpha}^{\frac{f+2}{4}}\bar{\beta}\}, \quad \bar{\alpha} = 2\alpha, \quad \bar{\beta} = 2\beta, \quad \bar{f} = \frac{f}{4}.$$

This is the same as the AVC (4.1). Since there is no degree 2 vertex, the rhombus tiling is edge-to-edge. By the earlier argument, the rhombus tiling is $E_{\square}^R 1$, or its flip modification $FE_{\square}^R 1$. Then the tilings for the proposition are the triangular subdivisions $E_{\Delta} 3$ and $FE_{\Delta} 3$ of the two rhombus tilings. \square

After Propositions 24, 26, 27, we may assume $\alpha\beta\gamma^3, \beta^2\gamma^2, \gamma^4$ are not vertices. Then the general AVC (5.1) is reduced to $\text{AVC} = \{\alpha^k\gamma^2, \alpha^k\beta^l, \alpha^k\beta^l\gamma\}$. By the parity lemma, we have $k \geq 2$ in $\alpha^k\gamma^2$ and $k \geq 1$ in $\alpha^k\beta^l\gamma$. Then by applying the counting lemma to α, γ , we get $\text{AVC} = \{\alpha^2\gamma^2, \beta^l, \alpha\beta^l\gamma\}$. By applying the counting lemma again to β, γ , we know either $\alpha^2\gamma^2$ is a vertex, or $\alpha\beta\gamma$ is the only vertex. The case $\alpha^2\gamma^2$ is a vertex is handled by Proposition 25. As explained at the beginning of the section, the vertex $\alpha\beta\gamma$ implies the tiling is the tetrahedron P_4 . This completes the classification of tilings of the sphere by congruent general triangles.

Next we classify tilings by congruent kites, given by the second of Figure 2 and the left of Figure 46. We may divide a kite into two congruent triangles. The triangle may be general, or isosceles. Therefore a kite tiling induces a general or isosceles triangular tiling.

In the general triangular tiling induced from a kite tiling, any vertex has even number of $\bar{\beta}$. Therefore all vertices are even. In the isosceles triangular tiling induced from a kite tiling, any vertex has even number of $\bar{\alpha}$. Then by the parity lemma (the last part of Lemma 2), we also know all vertices have even degree.

Conversely, we start with a general triangular tiling and try to derive a kite tiling. It is necessary that all vertices have even degree. Moreover, we need to remove all a -edges, or remove all b -edges, or remove all c -edges, and then examine whether we actually get a kite tiling after the removal.

For the barycentric subdivisions $B_{\Delta}P_8, B_{\Delta}P_{20}$ of the octahedron and icosahedron, and the flip modification $FB_{\Delta}P_8$, we may remove all a -edges

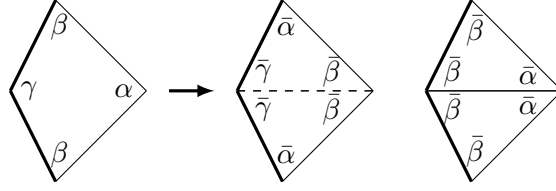


Figure 46: Kite tiling to general or isosceles triangular tiling.

to get the quadrilateral subdivisions $Q_{\square}P_8, Q_{\square}P_{20}$, and the flip modification $FQ_{\square}P_8$. We cannot remove all b -edges or all c -edges from $B_{\Delta}P_8, B_{\Delta}P_{20}, FB_{\Delta}P_8$ because this produces degree 2 vertices.

For the earth map tiling $E_{\Delta}1$, we may remove all a -edges or all b -edges, and get the kite earth map tiling E_{\square}^K1 . We cannot remove all c -edges because this produces degree 2 vertices. The flip modification $FE_{\Delta}1$ has odd degree vertex $\bar{\alpha}^{2q+1}\bar{\beta}\bar{\gamma}$, and the further flip modification $F'FE_{\Delta}1$ has odd degree vertex $\bar{\alpha}\bar{\beta}^3\bar{\gamma}$. Therefore these modifications cannot give kite tilings.

For the earth map tiling $E_{\Delta}3$, removing all a -edges produces quadrilaterals not suitable for tiling (third of Figure 23). Moreover, removing all b -edges or all c -edges produces degree 2 vertices. The same reason applies to the flip modification $FE_{\Delta}3$. Therefore $E_{\Delta}3$ and $FE_{\Delta}3$ cannot give kite tilings.

Now we start with an isosceles triangular tiling and try to derive a kite tiling. In the last part of Section 4, we found isosceles triangular tilings are the following: The tetrahedron tiling P_4 , the triangular subdivisions $T_{\Delta}P_i$, the simple triangular subdivisions $S_{\Delta}P_6$, the earth map tilings $E_{\Delta}^I1, E_{\Delta}^J1, E_{\Delta}4$, and the flip modifications $FE_{\Delta}^I1, FE_{\Delta}^J1, FE_{\Delta}4$. By the requirement that all vertices have even degree, we may dismiss P_4 , and all except $E_{12\Delta}2$ among $S_{\Delta}P_6$, and $T_{\Delta}P_4, T_{\Delta}P_8, T_{\Delta}P_{12}, T_{\Delta}P_{20}$, and $E_{\Delta}4, FE_{\Delta}^J1, FE_{\Delta}4$. For the remaining $T_{\Delta}P_6, E_{\Delta}^I1, E_{\Delta}^J1, FE_{\Delta}^I1$, we try to reduce all consecutive $\bar{\alpha}^{2k}$ to α^k for $\alpha = 2\bar{\alpha}$, and determine whether we get a kite tiling. Applying the process to $T_{\Delta}P_6$, we get degree 2 vertex. Applying the process to $E_{\Delta}^I1, E_{\Delta}^J1$, we get the earth map tiling E_{\square}^K1 . Note that E_{Δ}^I1 has two $\bar{\alpha}^{2q}$. For each $\bar{\alpha}^{2q}$, there are two choices in combining consecutive $\bar{\alpha}\bar{\alpha}$ into α . The choices for the two $\bar{\alpha}^{2q}$ need to be related in alternating way in order to get a kite tiling. Due to this requirement, we cannot get a kite tiling from the flip modification FE_{Δ}^I1 .

6 Tiling by General Quadrilateral

The general quadrilateral is the first of Figure 2. Any b -edge is shared by exactly two tiles. We call one tile the b -companion of the other. The two tiles may be matched or twisted, according to the locations of β, γ . See Figure 47. One consequence of the companion pair is that f is twice of the number of b -edges. In particular, we know f is even.

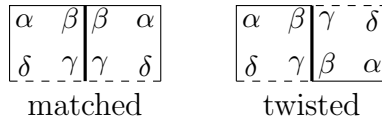


Figure 47: b -companion.

By the angle sum (3.6) for quadrilateral, we know $\alpha\beta\gamma\delta \dots$ is not a vertex.

Proposition 28. *Tilings of the sphere by congruent general quadrilaterals, such that $\beta = \delta$, is the earth map tiling $E_{\square 1}$.*

Proof. In the first of Figure 48, we already have the isosceles triangle $\triangle ABD$. Then $\beta = \delta$ implies either $b = c$ (i.e., $\triangle BCD$ is isosceles), or $\gamma = \pi$ (i.e., BCD is one arc). Since $b \neq c$ for the general quadrilateral, we get $\gamma = \pi$.

By $\gamma = \pi$, we know $\gamma^2 \dots$ is not a vertex. Therefore two b -companion tiles must be twisted as T_1, T_2 in Figure 48. The same happens to the similar c -companion pairs, such as T_2, T_3 . Then we get a sequence of tiles along the two sides of a great circle indicated by shaded horizontal line in the second of Figure 48.

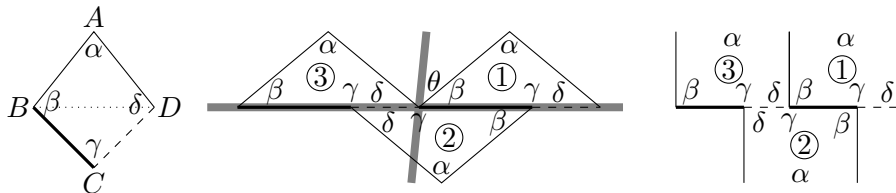


Figure 48: Proposition 28: $\beta\gamma\delta$ is a vertex, and gives earth map tiling.

If $\beta\gamma\delta$ is not a vertex, as in the second of Figure 48, then we have an angle θ next to β_1 . By no $\alpha\beta\gamma\delta \dots, \gamma^2 \dots$, we know $\theta = \beta, \delta$. Then we get another sequence of tiles on the two sides of another great circle indicated

by another shaded line passing through the vertex $\beta_1\gamma_2\delta_3 \dots$. Since the two sequences of tiles overlap, we get a contradiction. Therefore $\beta\gamma\delta$ is a vertex, as in the third picture. Then we get the earth map tiling $E_{\square 1}$. \square

After Proposition 28, we will always implicitly assume $\beta \neq \delta$.

By the parity lemma (the second part of Lemma 2), the numbers of β, γ, δ at any vertex have the same parity. Depending on whether the parity is even or odd, we call the vertex *even* or *odd*. An odd vertex is of the form $\beta\gamma\delta \dots$. Then by the angle sum (3.6) for quadrilateral, an odd vertex has no α . Therefore $\alpha \dots$ is an even vertex.

By (3.5), there are degree 3 vertices. By the parity lemma and Lemma 3, we know $\alpha^3, \alpha\beta^2, \alpha\delta^2, \beta\gamma\delta$ are all the degree 3 vertices.

Proposition 29. *Tilings of the sphere by congruent general quadrilaterals, such that $\beta\gamma\delta$ is a vertex, is the earth map tiling $E_{\square 1}$.*

In the geometrical discussion in the proof, we show that, for each f , the tiling allows two free parameters that can be parameterised by the points in the region in Figure 51.

Proof. The vertex $\beta\gamma\delta$ implies $\beta\gamma\delta$ is the only odd vertex.

Suppose $\gamma^2 \dots$ is a vertex. By the balance lemma, we know $\beta^2 \dots, \delta^2 \dots$ are also vertices. Then $\beta, \gamma, \delta < \pi$. By $\beta\gamma\delta$, this implies $\beta + \delta, \beta + \gamma, \gamma + \delta > \pi$. Therefore $\beta^2\gamma^2 \dots, \beta^2\delta^2 \dots, \gamma^2\delta^2 \dots$ are not vertices. By no $\beta^2\gamma^2 \dots, \gamma^2\delta^2 \dots$, an even vertex $\gamma \dots$ has no β, δ . Since $\beta\gamma\delta$ is the only odd vertex, this implies $\beta\gamma \dots = \gamma\delta \dots = \beta\gamma\delta$.

The vertex $\beta\gamma\delta$ determines T_1, T_2, T_3 in Figure 49. Then $\gamma_1\delta_3 \dots = \beta\gamma\delta$ determines T_4 . Then the argument can be repeated for the new $\beta\gamma\delta = \beta_4\gamma_1\delta_3$. More repetitions give the earth map tiling $E_{\square 1}$.

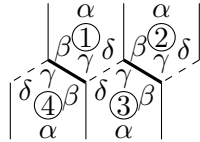


Figure 49: Proposition 29: Earth map tiling.

Geometry of Quadrilateral

The angle sum of $\beta\gamma\delta$ and the angle sum for quadrilateral imply

$$\alpha = \frac{4}{f}\pi, \beta + \gamma + \delta = 2\pi.$$

A simple general quadrilateral is suitable for the earth map tiling, if and only if it satisfies equalities above. Geometrically, this means $\alpha = \frac{4}{f}\pi$ and the area of the quadrilateral is α .

In the first and second of Figure 50, we first fix $AB = AD = a < \pi$, and $\angle BAD = \alpha$. We have the 2-gon G with angle α and vertices A and its antipode A^* . In the first picture, we connect A and A^* by any half circle inside G . Let C be the point on the half circle satisfying $A^*C = a$. Then $\triangle ABC$ and $\triangle A^*BC$ are congruent, and $\triangle ACD$ and $\triangle A^*CD$ are also congruent. Therefore $\text{Area}(\square ABCD) = \text{Area}(\triangle ABC) + \text{Area}(\triangle ACD) = \frac{1}{2}\text{Area}(G) = \alpha$. In other words, the quadrilateral can tile the earth map tiling in the second of Figure 49.

We note that $A^*C > a$ implies $\text{Area}(\square ABCD) < \alpha$, and $A^*C < a$ implies $\text{Area}(\square ABCD) > \alpha$. Therefore for any given a and any half circle in G connecting A and A^* , there is a unique C on the half circle, such that $\square ABCD$ is geometrically suitable for the earth map tiling. If we further vary $0 < a < \pi$, then we find C can be any point in the interior of G . This corresponds to the first grey region Figure 51. The first of Figure 51 is the normal earth view, where the equator is the horizontal middle line. The second of Figure 51 is the polar view, where the equator is the inner circle of radius 1. From the viewpoint of A , the range of the first region is $(-\frac{1}{2}\alpha, \frac{1}{2}\alpha)$.

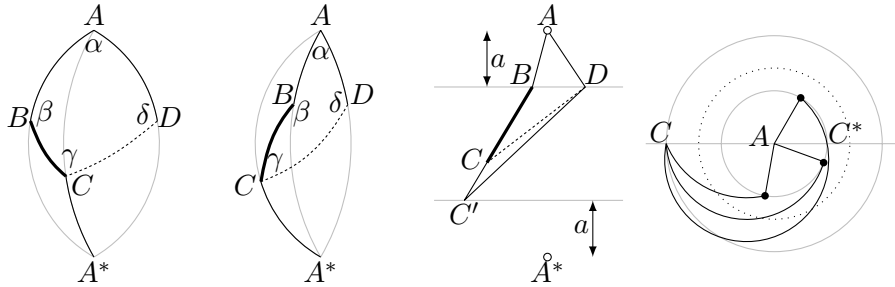


Figure 50: Proposition 29: Geometry of quadrilateral.

The discussion above is the case C lies inside G . The case $C \notin G$ means $\beta \geq \pi$ or $\delta \geq \pi$. Up to the symmetry of exchanging β, δ , we consider the second of Figure 50, corresponding to $\beta \geq \pi$. We have $\triangle ABD \subset \square ABCD$.

Therefore $\text{Area}(\triangle ABD) < \alpha = \frac{1}{2}\text{Area}(G)$. This implies $a < \frac{1}{2}\pi$. Again, if $A^*C = a$, then $\triangle ABC$ and $\triangle ACD$ are congruent respectively to $\triangle A^*BC$ and $\triangle A^*CD$. This implies $\text{Area}(\square ABCD) = \alpha$, and the quadrilateral is geometrically suitable for the earth map tiling.

To show the necessity of $A^*C = a$, we consider the third (schematic) picture of Figure 50. The grey lines are the points of distance a from A and A^* . If $A^*C > a$, then we may extend BC to intersect the lower grey line at C' . Then $A^*C' = a$ and $\triangle BCD \subset \triangle BC'D$. This implies $\text{Area}(\square ABCD) < \text{Area}(\square ABC'D) = \alpha$. Similarly, if $A^*C < a$, then we get $\text{Area}(\square ABCD) > \alpha$. This proves $\text{Area}(\square ABCD) = \alpha$ if and only if $A^*C = a$.

Like the case C lying in G , the equality $A^*C = a$ implies the quadrilateral in the earth map tiling is uniquely parameterized by C . The fourth of Figure 50 is the stereographic projection from A^* (therefore authentic picture) of various possibilities of the quadrilateral with $\beta \geq \pi$. Here C is fixed, and C^* is the antipode of C , and \bullet are possible locations of B and D . The dotted circle is the equator, the inner grey circle has distance a to A , and the outer grey circle has distance a to A^* . We find the condition for the quadrilateral to be simple is exactly $\angle CAB < \pi$. Therefore the possible location of C is the second grey region in Figure 51. From the viewpoint of A , the range of the second region is $(-\frac{1}{2}\alpha - \pi, -\frac{1}{2}\alpha]$.

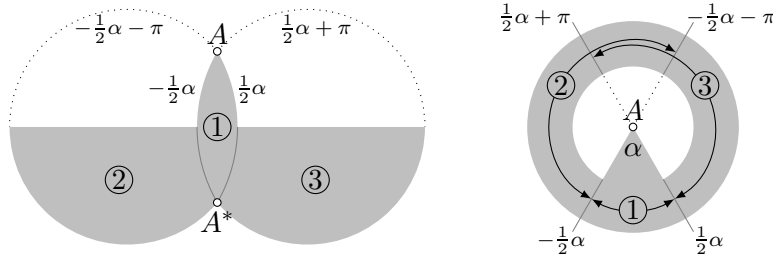


Figure 51: Proposition 29: Moduli of earth map tilings.

If $\delta \geq \pi$, then we may similarly find the quadrilateral is uniquely parameterized by C , which lies in the third grey region in Figure 51. From the viewpoint of A , the range of the third region is $[\frac{1}{2}\alpha, \frac{1}{2}\alpha + \pi)$. We remark that the second and third regions actually overlap. This means the first of Figure 51 is not quite authentic, and the second picture is authentic.

Finally, we remark that the symmetry of exchanging (β, b) with (δ, c) is the horizontal flip of Figure 51. Moreover, the quadrilateral is reduced to a

kite, i.e., $b = c$, if and only if the line AC is at angle 0. \square

After Proposition 29, we may assume $\beta\gamma\delta$ is not a vertex. For the remaining degree 3 vertices $\alpha^3, \alpha\beta^2, \alpha\delta^2$, we divide the classification into the following cases:

1. $\alpha^3, \alpha\beta^2$ are the only degree 3 vertices.
2. α^3 is the only degree 3 vertex.
3. $\alpha\beta^2$ is the only degree 3 vertex.

We also recall that $\beta \neq \delta$, after Proposition 28.

By no $\beta\gamma\delta$ and the balance lemma (Lemma 5), we know $\beta^2 \dots, \gamma^2 \dots, \delta^2 \dots$ are vertices. This implies $\beta, \gamma, \delta < \pi$. Moreover, since γ, δ do not appear at degree 3 vertices in the three cases above, by Lemma 9 and the parity lemma, we know $\gamma^4, \delta^4, \gamma^2\delta^2$ is a vertex. Then by (3.4) and f even, we get $f \geq 8$.

Proposition 30. *There is no tiling of the sphere by congruent general quadrilaterals, such that $\alpha\beta^2, \gamma^2\delta^2$ are vertices.*

Proof. The angle sums of $\alpha\beta^2, \gamma^2\delta^2$ and the angle sum for quadrilateral imply

$$\alpha = \frac{8}{f}\pi, \quad \beta = (1 - \frac{4}{f})\pi, \quad \gamma + \delta = \pi.$$

By $f \geq 8$, we get $\beta \geq \frac{1}{2}\pi$. By Lemma 12, we get $R(\beta\gamma\delta) = \frac{4}{f}\pi < 2\beta, 2\gamma, 2\delta$. This implies all vertices are even.

The unique AAD $\llbracket \gamma\beta^\alpha \rrbracket \llbracket \alpha^\delta \rrbracket \llbracket \alpha\beta\gamma \rrbracket$ of $\alpha\beta^2$ implies $\alpha\delta \dots$ is a vertex. If $\alpha\delta \dots$ has β, γ , then (the even vertex) $\alpha\delta \dots = \alpha\beta^2\delta^2 \dots, \alpha\gamma^2\delta^2 \dots$, contradicting $\alpha\beta^2, \gamma^2\delta^2$. Therefore $\alpha\delta \dots = \alpha^k\delta^l (k \geq 1, l \geq 2)$. By $\alpha\beta^2$ and $\beta \neq \delta$, this implies $\beta > \delta$.

We know $\gamma \dots$ is an even vertex. By $\gamma^2\delta^2$ and $\beta > \delta$, we know $\beta^2\gamma^2 \dots$ is not a vertex. Therefore $\beta\gamma \dots$ is not a vertex. Then by $\alpha\delta \dots = \alpha^k\delta^l$ and Lemma 3, we know $\alpha\gamma \dots$ is not a vertex. Therefore $\gamma \dots = \gamma^k\delta^l$. Then by $\gamma^2\delta^2$, we get $\gamma \dots = \gamma^2\delta^2, \gamma^k (k \geq 4)$. Since $\alpha^k\delta^l (k \geq 1, l \geq 2)$ is a vertex, by applying the counting lemma to γ, δ , this implies γ^k is a vertex. By $k \geq 4$ in γ^k and $\gamma + \delta = \pi$, we get $\gamma \leq \frac{1}{2}\pi \leq \delta < \beta$.

By $\gamma^2\delta^2$ and $\gamma, \delta < \beta$, we get $R(\beta^2) < 2\beta, 2\gamma, 2\delta$. Then by $\alpha\beta^2$ and all vertices being even, this implies $\beta \dots = \beta^2 \dots = \alpha\beta^2$.

The unique AAD $\llbracket \delta\gamma\beta \rrbracket \llbracket \beta\gamma^\delta \rrbracket \llbracket \gamma\delta^\alpha \rrbracket \llbracket \alpha\delta\gamma \rrbracket$ of $\gamma^2\delta^2$ determines T_1, T_2, T_3, T_4 in Figure 52. Then $\gamma_4\delta_1 \dots = \gamma_3\delta_2 \dots = \gamma^2\delta^2$ determines T_5, T_6 . We also have

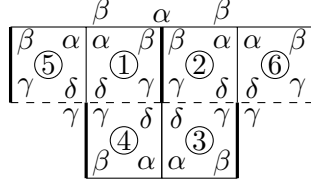


Figure 52: Proposition 30: Vertex $\gamma^4 | \gamma^2 \delta | \delta^4$.

$\beta_1 \beta_2 \cdots = \alpha \beta^2$. Then the β adjacent to α at $\beta_1 \beta_2 \cdots$ gives either $\alpha_1 \alpha_5 \beta \cdots$ or $\alpha_2 \alpha_6 \beta \cdots$, contradicting $\beta \cdots = \alpha \beta^2$. \square

Proposition 31. *Tiling of the sphere by congruent general quadrilaterals, such that $\alpha^3, \alpha \beta^2$ are the only degree 3 vertices, is the flip modification $FQ_{\square} P_6$ of the quadrilateral subdivision of the cube.*

Proof. We know one of $\gamma^4, \delta^4, \gamma^2 \delta^2$ is a vertex. By Proposition 30, we may assume one of γ^4, δ^4 is a vertex. The angle sum of one of γ^4, δ^4 , and the angle sums of $\alpha^3, \alpha \beta^2$, and the angle sum for quadrilateral, imply

$$\begin{aligned} \gamma^4: \alpha = \beta = \frac{2}{3}\pi, \quad \gamma = \frac{1}{2}\pi, \quad \delta = \left(\frac{1}{6} + \frac{4}{f}\right)\pi. \\ \delta^4: \alpha = \beta = \frac{2}{3}\pi, \quad \gamma = \left(\frac{1}{6} + \frac{4}{f}\right)\pi, \quad \delta = \frac{1}{2}\pi. \end{aligned}$$

The unique AAD $|\gamma \beta \alpha | \beta \alpha \delta | \alpha \beta \gamma |$ of $\alpha \beta^2$ implies $\alpha \delta \cdots$ is a vertex. Since an odd vertex has no α , we know $\alpha \delta \cdots = \alpha \delta^2 \cdots$ is an even vertex.

For the case δ^4 is a vertex, we have $R(\alpha \delta^2) = \frac{1}{3}\pi < \alpha, \beta, 2\gamma, \delta$. This implies the even vertex $\alpha \delta^2 \cdots = \alpha \delta^2$, contradicting $\alpha \beta^2$ and $\beta \neq \delta$.

For the case γ^4 is a vertex, we consider the vertex $\beta \delta \cdots$ induced by the possible AADs $|\beta \alpha \delta | \beta \alpha \delta | \alpha \beta \delta |$ and $|\beta \alpha \delta | \beta \alpha \delta | \delta \alpha \beta |$ of α^3 . By the parity lemma, we know $\beta \delta \cdots = \beta \gamma \delta \cdots, \beta^2 \delta^2 \cdots$. We have $0 < R(\beta \gamma \delta) = \left(\frac{2}{3} - \frac{4}{f}\right)\pi < \alpha, \beta, 2\gamma, 4\delta$ and $R(\beta^2 \delta^2) = \left(\frac{1}{3} - \frac{8}{f}\right)\pi < \alpha, \beta, \gamma, 2\delta$. Then by the parity lemma, we get $\beta \delta \cdots = \beta \gamma \delta^3, \beta^2 \delta^2$. The angle sum of $\beta \gamma \delta^3$ or $\beta^2 \delta^2$ further implies

$$\begin{aligned} \gamma^4, \beta \gamma \delta^3: \alpha = \beta = \frac{2}{3}\pi, \quad \gamma = \frac{1}{2}\pi, \quad \delta = \frac{5}{18}\pi, \quad f = 36. \\ \gamma^4, \beta^2 \delta^2: \alpha = \beta = \frac{2}{3}\pi, \quad \gamma = \frac{1}{2}\pi, \quad \delta = \frac{1}{3}\pi, \quad f = 24. \end{aligned}$$

For $f = 36$, the angle values imply there is no even vertex $\alpha \delta^2 \cdots$. Therefore $f = 24$, and we derive all vertices satisfying the parity lemma

$$\text{AVC} = \{\alpha^3, \alpha \beta^2, \alpha^2 \delta^2, \beta^2 \delta^2, \gamma^4, \alpha \delta^4, \delta^6\}. \quad (6.1)$$

The unique AAD of γ^4 determines the neighborhood $n(\gamma^4)$ in the first of Figure 53. By $\gamma \cdots = \gamma^4$, the whole tiling is a tiling of six copies of $n(\gamma^4)$.

The unique arrangements $|\alpha|\beta|\beta|$ and $|\beta|\beta|\delta|\delta|$ of $\alpha\beta^2$ and $\beta^2\delta^2$ imply $\beta|\beta \cdots$ is not a vertex. This further implies the unique AAD $|\beta\alpha^\delta|\beta\alpha^\delta|\beta\alpha^\delta|$ of α^3 , and determines three $n(\gamma^4)$ around α^3 in the second of Figure 53. The union of the three $n(\gamma^4)$ is the unique tiling $N(\alpha^3)$ of the extended neighborhood of α^3 .

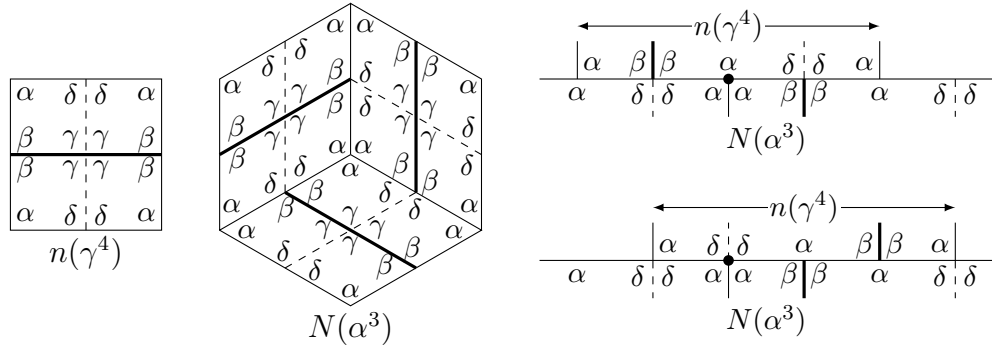


Figure 53: Proposition 31: $n(\gamma^4)$, $N(\alpha^3)$, and how to glue $n(\gamma^4)$ to $N(\alpha^3)$.

To find how the other three $n(\gamma^4)$ are glued to $N(\alpha^3)$, we draw the angles along the boundary of $N(\alpha^3)$ as the lower parts of the two lines in the third of Figure 53. Starting with $\alpha|\alpha \cdots$ at \bullet , we fill the angles above the lines.

The top line assumes the vertex \bullet is $\alpha|\alpha \cdots = \alpha^3$. By no $\beta^3 \cdots$, we know $\beta|\beta \cdots$ next to $\alpha|\alpha \cdots$ is $\beta^2\delta^2$. This further implies $\delta|\delta \cdots$ next to $\alpha|\alpha \cdots$ is also $\beta^2\delta^2$. Then this determines how one $n(\gamma^4)$ above the line is attached.

The bottom line assumes the vertex \bullet is $\alpha|\alpha \cdots = \alpha^2\delta^2$. This implies $\beta|\beta \cdots$ next to $\alpha|\alpha \cdots$ is $\alpha\beta^2$. This further implies $\alpha \cdots$ next to $\beta|\beta \cdots$ is $\alpha\beta \cdots = \alpha\beta^2$. Then this determines how one $n(\gamma^4)$ above the line is attached.

There are three $\alpha|\alpha \cdots$ along the boundary of $N(\alpha^3)$. Each $\alpha|\alpha \cdots$ leads to one $n(\gamma^4)$ attached to $N(\alpha^3)$ either like the top line or the bottom line. Then it is easy to verify that all three $n(\gamma^4)$ must be attached to $N(\alpha^3)$ in the same way. Moreover, these three $n(\gamma^4)$ together form another copy of the extended neighborhood tiling $N(\alpha^3)$. Therefore the tiling is obtained by glueing two $N(\alpha^3)$ together according to the upper or lower line in Figure 53. If we glue according to the upper line, then we get the first of Figure 13. If we glue according to the lower line, then we get the fourth of Figure 13. Therefore we obtain the quadrilateral subdivision $Q_{\square}P_6$ of the cube, and its

flip modification $FQ_{\square}P_6$.

We note that $Q_{\square}P_6$ has only $\alpha^3, \beta^2\delta^2, \gamma^4$, and fails the assumption of the proposition. In fact, the tiling will appear in Proposition 32. The flip modification $FQ_{\square}P_6$ has $\alpha^3, \alpha\beta^2, \alpha^2\delta^2, \beta^2\delta^2, \gamma^4$, and satisfies the assumption of the proposition.

Geometry of Quadrilateral

The three tiles around α^3 form a neighborhood tiling $n(\alpha^3)$ in the first of Figure 54. By $\beta + \delta = \pi$, $n(\alpha^3)$ is an equilateral triangle with angle $\gamma = \frac{1}{2}\pi$. The tiling $Q_{\square}P_6$ has eight α^3 . Therefore it is the tiling of eight copies of $n(\alpha^3)$, and is actually the regular octahedron with $n(\alpha^3)$ as faces. We also draw the gray $n(\alpha^3)$ to show how two adjacent $n(\alpha^3)$ are glued together. Then we explicitly see that the tiling is the quadrilateral subdivision $Q_{\square}P_8 (= Q_{\square}P_6)$ of the regular octahedron. Moreover, the tiling can be parameterised by the length $b \in (0, \frac{1}{2}\pi)$, with b and $\frac{1}{2}\pi - b$ corresponding to equivalent tilings.

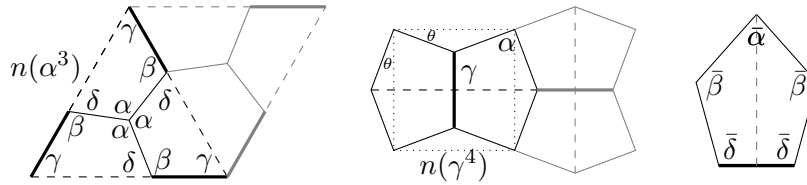


Figure 54: Proposition 31: Three viewpoints of the tiling.

We may also view the tiling by considering the regular cube P_6 , which is obtained by connecting the centers of eight $n(\alpha^3)$ together. The dotted square in the second of Figure 54 is one face of the regular cube, with angle $\alpha = \frac{2}{3}\pi$. We rotate half edges of the square by the same angle θ , according to the directions indicated by the picture. We get a four way symmetric and equilateral octagon that still maintain angle α at the four square vertices. Then the octagon is divided into four congruent quadrilaterals. This changes the square face into an $n(\gamma^4)$. We carry out the changes for all six faces in the compatible way, with the compatibility indicated by the gray $n(\gamma^4)$. Then we explicitly see that the tiling is the quadrilateral subdivision $Q_{\square}P_6$ of the regular cube. Moreover, the tiling can be parameterised by $\theta \in (-\frac{1}{3}\pi, \frac{1}{3}\pi)$, with θ and $-\theta$ corresponding to equivalent tilings.

We have yet the third viewpoint. By $2\gamma = \pi$, we may remove all the c -edges and get an edge-to-edge tiling of the sphere by 12 congruent symmetric

pentagons. The third of Figure 54 gives the symmetric pentagon, with angles $\bar{\alpha} = 2\delta, \bar{\beta} = \alpha, \bar{\delta} = \beta$ and edges $\bar{a} = a, \bar{b} = 2b$. The tiling by 12 congruent symmetric pentagons is the deformed dodecahedron, and $Q_{\square}P_6$ is the simple quadrilateral subdivision of the dodecahedron. See the first of Figure 12.

For the flip modification $FQ_{\square}P_6$, we have $\bar{\alpha} = \bar{\beta} = \bar{\delta} = \frac{2}{3}\pi$. This means the dodecahedron is regular. Then we may use the regular dodecahedron to get $a = \arccos \frac{\sqrt{5}}{3}, b = \arccos \frac{\sqrt{5}+1}{2\sqrt{3}}, c = \arccos \frac{\sqrt{5}-1}{2\sqrt{3}}$ for the special case. \square

Proposition 32. *Tiling of the sphere by congruent general quadrilaterals, such that α^3 is the only degree 3 vertex, is the quadrilateral subdivision $Q_{\square}P_6$ of the cube.*

The geometrical discussion $Q_{\square}P_6$ is in the proof of Proposition 31. See Figure 54. The tiling has one free parameter.

Proof. By Lemma 10, we know $f \geq 24$. By applying Lemma 9 to any two of β, γ, δ , and using the parity lemma, we get the following:

- One of $\beta^4, \gamma^4, \beta^2\gamma^2$ is a vertex.
- One of $\beta^4, \delta^4, \beta^2\delta^2$ is a vertex.
- One of $\gamma^4, \delta^4, \gamma^2\delta^2$ is a vertex.

This is equivalent to that one of the following combinations are vertices:

$$\{\beta^4, \gamma^4\}, \{\beta^4, \delta^4\}, \{\gamma^4, \delta^4\},$$

$$\{\beta^4, \gamma^2\delta^2\}, \{\beta^2\delta^2, \gamma^4\}, \{\beta^2\gamma^2, \delta^4\}, \{\beta^2\gamma^2, \beta^2\delta^2, \gamma^2\delta^2\}.$$

Up to the symmetry of exchanging (β, b) with (δ, c) , and using $\beta \neq \delta$, we only need to consider $\{\beta^4, \gamma^4\}, \{\beta^4, \gamma^2\delta^2\}, \{\beta^2\delta^2, \gamma^4\}$.

Case. β^4, γ^4 are vertices

The angle sums of $\alpha^3, \beta^4, \gamma^4$ and the angle sum for quadrilateral imply

$$\alpha = \frac{2}{3}\pi, \beta = \gamma = \frac{1}{2}\pi, \delta = \left(\frac{1}{3} + \frac{4}{f}\right)\pi.$$

By $\beta \neq \delta$, we get $f \neq 24$. Therefore $f > 24$.

By the balance lemma, we know $\delta^2 \cdots$ is a vertex. By $\beta + \gamma + 3\delta = \left(2 + \frac{12}{f}\right)\pi > 2\pi$, we know $\delta^2 \cdots$ is an even vertex. Then by $6\delta > 2\pi$, we get

$\delta^2 \cdots = \delta^2 \cdots, \delta^4 \cdots$, with no δ in the remainders. By the parity lemma and the angle values, this implies either $R(\delta^2) = (\frac{4}{3} - \frac{8}{f})\pi$ or $R(\delta^4) = (\frac{2}{3} - \frac{16}{f})\pi$ is of the form $(\frac{2}{3}k + l)\pi$, where k, l are non-negative integers. By $f > 24$, we find this to be impossible.

Case. $\beta^4, \gamma^2\delta^2$ are vertices

The angle sums of $\alpha^3, \beta^4, \gamma^2\delta^2$ and the angle sum for quadrilateral imply

$$\alpha = \frac{2}{3}\pi, \beta = \frac{1}{2}\pi, \gamma + \delta = \pi, f = 24.$$

The possible AADs $|\beta\alpha^\delta|^\beta|\alpha^\delta|^\beta|\alpha^\delta|$ and $|\beta\alpha^\delta|^\beta|\alpha^\delta|^\delta|\alpha^\beta|$ of α^3 imply $\beta\delta \cdots$ is a vertex. By $f = 24$ and the first part of Lemma 10, all vertices have degrees 3 or 4. Then by $\beta + \gamma + \delta = \frac{3}{2}\pi \neq 2\pi$ and the parity lemma, we get $\beta\delta \cdots = \beta^2\delta^2$, contradicting $\gamma^2\delta^2$ and $\beta \neq \delta$.

Case. $\beta^2\delta^2, \gamma^4$ are vertices

The angle sums of $\alpha^3, \beta^2\delta^2, \gamma^4$ and the angle sum for quadrilateral imply

$$\alpha = \frac{2}{3}\pi, \beta + \delta = \pi, \gamma = \frac{1}{2}\pi, f = 24.$$

By $f = 24$ and the first part of Lemma 10, all vertices have degrees 3 or 4. Then by $\beta^2\delta^2, \gamma^4$, and $\beta \neq \delta$, we know a degree 4 vertex other than $\beta^2\delta^2, \gamma^4$ must have α . By Lemma 3 (or the angle values), we know $\alpha^2\gamma^2$ is not a vertex. Therefore the only vertices besides $\alpha^3, \beta^2\delta^2, \gamma^4$ are $\alpha^2\beta^2, \alpha^2\delta^2$. Up to the symmetry of exchanging (β, b) with (δ, c) , and using $\beta \neq \delta$, we may assume $\text{AVC} = \{\alpha^3, \beta^2\delta^2, \gamma^4, \alpha^2\beta^2\}$.

By applying the counting lemma to β, δ , we know $\alpha^2\beta^2$ is not a vertex. Then we get $\text{AVC} = \{\alpha^3, \beta^2\delta^2, \gamma^4\}$. The AVC is contained in (6.1), and we know α^3 is a vertex. By the earlier argument, we find the tiling is the quadrilateral subdivision $Q_\square P_6$ of the cube. \square

Proposition 33. *Tilings of the sphere by congruent general quadrilaterals, such that $\alpha\beta^2$ is the only degree 3 vertex, are the earth map tiling $E_\square 2$ and its flip modifications $F_1 E_\square 2, F_2 E_\square 2$.*

Proof. By Lemma 11, we have $f \geq 16$.

We know $\alpha \cdots$ is an even vertex. Then a vertex $\alpha\gamma\delta \cdots$ implies $\alpha + 2\gamma + 2\delta \leq 2\pi$. Combined with the angle sum of $\alpha\beta^2$, we find the angle sum for quadrilateral is $\leq 2\pi$, a contradiction. Therefore $\alpha\gamma\delta \cdots$ is not a vertex.

By $\alpha\beta^2$, if (the even vertex) $\alpha \cdots$ has β , then it is $\alpha\beta^2$. This implies that, if $\alpha \cdots$ has γ, δ , then it has no β . By no $\alpha\gamma\delta \cdots$, the vertex is $\alpha^k\gamma^l, \alpha^k\delta^l$. Then by Lemma 3, we get $\alpha \cdots = \alpha\beta^2, \alpha^k\delta^l$. Moreover, the unique AAD $\lceil \alpha\beta^2 \rceil$ of $\alpha\beta^2$ implies $\alpha\delta \cdots = \alpha^k\delta^l$ ($k \geq 1, l \geq 2$) is a vertex.

By Proposition 30, we know $\gamma^2\delta^2$ is not a vertex. By applying Lemma 9 to γ, δ , and no $\gamma^2\delta^2$, and the parity lemma, we know one of γ^4, δ^4 is a vertex.

If γ^4 is a vertex, then we apply the second part of Lemma 11 to δ , and use the parity lemma to conclude that one of the following is a vertex:

- Degree 4 vertex $\delta \cdots$: By no $\alpha\beta\gamma\delta$, this is an even vertex. Then by no $\gamma^2\delta^2$, this is $\alpha^2\delta^2, \beta^2\delta^2, \delta^4$.
- Degree 5 vertex $\delta^3 \cdots$: The even vertex is $\alpha\delta^4$. The odd vertex is $\beta\gamma\delta^3$.
- Degree 6 vertex $\delta^5 \cdots$: The vertex is even, and must be δ^6 .
- Degree 7 vertex δ^7 : This is not a vertex.

Similarly, if δ^4 is a vertex, then we know one of $\beta^2\gamma^2, \gamma^4, \beta\gamma^3\delta, \gamma^6$ is a vertex (no $\alpha^2\gamma^2, \alpha\gamma^4$ by Lemma 3). In summary, we know that, in addition to $\alpha\beta^2$, one of the following pairs of vertices appear:

$$\{\alpha^2\delta^2, \gamma^4\}, \{\alpha\delta^4, \gamma^4\}, \{\beta^2\gamma^2, \delta^4\}, \{\beta^2\delta^2, \gamma^4\}, \\ \{\beta\gamma^3\delta, \delta^4\}, \{\beta\gamma\delta^3, \gamma^4\}, \{\gamma^4, \delta^4\}, \{\gamma^4, \delta^6\}, \{\gamma^6, \delta^4\}.$$

Case. $\alpha^2\delta^2, \gamma^4$ are vertices

The angle sums of $\alpha\beta^2, \alpha^2\delta^2, \gamma^4$ and the angle sum for quadrilateral imply

$$\alpha = (1 - \frac{8}{f})\pi, \beta = (\frac{1}{2} + \frac{4}{f})\pi, \gamma = \frac{1}{2}\pi, \delta = \frac{8}{f}\pi.$$

By $f \geq 16$, we get $\alpha \geq \frac{1}{2}\pi$.

We know $\alpha \cdots = \alpha\beta^2, \alpha^k\delta^l$, where l is even. By $\alpha + \delta = \pi$, we get $\alpha^k\delta^l = \alpha^k, \alpha^2\delta^2, \alpha\delta^l, \delta^l$. By $\alpha \geq \frac{1}{2}\pi$ and the only degree 3 vertex $\alpha\beta^2$, we get $k = 4$ in α^k . Therefore $\alpha \cdots = \alpha\beta^2, \alpha^4, \alpha^2\delta^2, \alpha\delta^l$.

It remains to consider vertices without α . By $\beta > \gamma = \frac{1}{2}\pi$, the only vertex with at least four from β, γ is γ^4 . Then we are left with $\beta^2\delta^l, \gamma^2\delta^l, \beta\gamma\delta^l$. We conclude all the possible vertices

$$\text{AVC} = \{\alpha\beta^2, \alpha^4, \alpha^2\delta^2, \gamma^4, \alpha\delta^l, \beta^2\delta^l, \gamma^2\delta^l, \beta\gamma\delta^l, \delta^l\}. \quad (6.2)$$

First we assume $f > 16$. By $\alpha = (1 - \frac{8}{f})\pi$, this implies α^4 is not a vertex.

The AAD $|\delta\gamma\beta|\gamma\beta\alpha|\alpha\delta\gamma|$ at $\beta\gamma\delta^l$ determines T_1, T_2, T_3 in the first of Figure 55. Then $\alpha_1\alpha_3\cdots = \alpha^2\delta^2 = |\alpha_1|\alpha_3|\delta|\delta|$ determines T_4 . Then $\alpha_4|\delta_1\cdots = \alpha_4|\delta_1|\delta\cdots$ (this can be $\alpha^2\delta^2$ or $\alpha\delta^l$) gives δ next to δ_1 . On the other hand, $\beta_2\gamma_1\cdots = \beta\gamma\delta^l$ gives δ next to γ_1 . We get two δ in a tile, a contradiction. Therefore $\beta\gamma\delta^l$ is not a vertex.

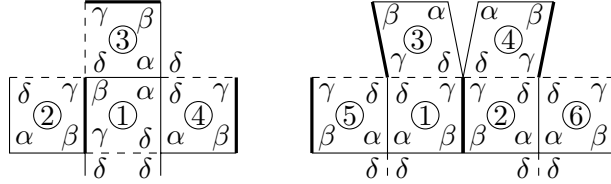


Figure 55: Proposition 33: $\beta\gamma\delta^l$ and $\gamma^2\delta^l$.

The AAD $|\alpha\delta\gamma|\delta\gamma\beta|\beta\gamma\alpha|\gamma\delta\alpha|$ at $\gamma^2\delta^l$ determines T_1, T_2, T_3, T_4 in the second of Figure 55. By no $\beta\gamma\delta^l$, we get $\gamma_3\delta_1\cdots = \gamma^2\delta^l = |\gamma_3|\delta_1|\delta|\delta|\cdots$. This determines T_5 . Then $\alpha_1|\alpha_5\cdots = \alpha^2\delta^2 = |\alpha_1|\alpha_5|\delta|\delta|$ gives δ next to α_1 . By the same argument, we also get δ next to α_2 . On the other hand, we have $\beta_1\beta_2\cdots = \alpha\beta^2, \beta^2\delta^l$. If $\beta_1\beta_2\cdots = \alpha\beta^2$, then we have α adjacent to two δ in a tile. If $\beta_1\beta_2\cdots = \beta^2\delta^l$, then we have two δ in a tile. Both are contradictions. Therefore $\gamma^2\delta^l$ is not a vertex.

We conclude the updated list of possible vertices for $f > 16$:

$$\text{AVC} = \{\alpha\beta^2, \alpha^2\delta^2, \gamma^4, \alpha\delta^l, \beta^2\delta^l, \delta^l\}. \quad (6.3)$$

For $f = 16$, we get

$$\alpha = \gamma = \delta = \frac{1}{2}\pi, \quad \beta = \frac{3}{4}\pi. \quad (6.4)$$

By $R(\beta^2) = \alpha \leq \beta, \gamma, \delta$ and the parity lemma, we get $\beta^2\cdots = \alpha\beta^2$. Then $\beta^2\delta^l$ is not a vertex, and the unique arrangement $|\beta|\alpha|\beta|$ of $\alpha\beta^2$ implies $\beta|\beta\cdots$ is not a vertex. By $R(\beta\gamma\delta) = \frac{1}{4}\pi < \delta$, we also know $\beta\gamma\delta^l$ is not a vertex. Then by (6.2), we know $\beta\delta\cdots$ is not a vertex. By no $\beta|\beta\cdots, \beta\delta\cdots$, the AAD implies α^4 is not a vertex. Therefore all possible vertices still belong to (6.3).

It remains to find the tiling for the AVC (6.3). By $\gamma\cdots = \gamma^4$, we may regard the tiling as a tiling of $n(\gamma^4)$ in Figure 53. We will actually take the alternative approach of removing all the c -edges (and all γ^4 vertices). Then

we get a tiling by congruent symmetric pentagons in the third of Figure 54, with angles $\bar{\alpha} = 2\delta, \bar{\beta} = \alpha, \bar{\delta} = \beta$ and edge combination $\bar{a}^4\bar{b}$ ($\bar{a} = a, \bar{b} = 2b$). The AVC (6.3) becomes the following for the symmetric pentagonal tiling

$$\text{AVC} = \{\bar{\beta}\bar{\delta}^2, \bar{\alpha}\bar{\beta}^2, \bar{\alpha}^{\bar{l}}\bar{\beta}, \bar{\alpha}^{\bar{l}}\bar{\delta}^2, \bar{\alpha}^{\bar{l}}\}, \quad \bar{f} = \frac{f}{2}, \bar{l} = \frac{l}{2}.$$

Since the AVC has no degree 2 vertex, the pentagonal tiling is edge-to-edge. By [8, Proposition 1] (specifically, the proof for the case $\bar{\alpha}\bar{\beta}^2$ is a vertex), we know edge-to-edge tilings of the sphere by congruent symmetric pentagons with edge combination $\bar{a}^4\bar{b}$ are the earth map tiling $E_{\diamond}1$ and its flip modifications $F_1E_{\diamond}1, F_2E_{\diamond}1$. Then our quadrilateral tilings are obtained by adding c back, i.e., simple quadrilateral subdivisions of these tilings. Figure 11 shows the simple quadrilateral subdivision of $E_{\diamond}1$ is $E_{\square}2$. Then the simple quadrilateral subdivisions of $F_1E_{\diamond}1, F_2E_{\diamond}1$ are the flip modifications $F_1E_{\square}2, F_2E_{\square}2$ in Figure 19.

We remark that the geometrical existence of the symmetric pentagon for $E_{\diamond}1$ (no additional condition is required for $F_1E_{\diamond}1, F_2E_{\diamond}1$) is discussed in [8]. In fact, the discussion is exactly the existence of the quadrilateral for $E_{\square}2$.

Case. $\alpha\delta^4, \gamma^4$ are vertices

The angle sums of $\alpha\beta^2, \alpha\delta^4, \gamma^4$ and the angle sum for quadrilateral imply

$$\alpha = \frac{16}{f}\pi, \beta = (1 - \frac{8}{f})\pi, \gamma = \frac{1}{2}\pi, \delta = (\frac{1}{2} - \frac{4}{f})\pi.$$

The AAD $\dagger\gamma\delta^{\alpha}\dagger\alpha\delta^{\gamma}\dagger$ at $\alpha\delta^4$ implies $\alpha^2 \cdots$ is a vertex. Therefore $\alpha < \pi$, which means $f > 16$. Then $\beta > \gamma = \frac{1}{2}\pi > \delta > \frac{1}{4}\pi$. This implies $\beta^2\gamma^2 \cdots$ is not a vertex.

By $R(\beta\gamma\delta) = \frac{12}{f}\pi < \alpha, 2\beta, 2\gamma, 4\delta$, and the parity lemma, we know $\beta\gamma\delta \cdots = \beta\gamma\delta^3$. The angle sum of $\beta\gamma\delta^3$ further implies

$$\alpha = \frac{4}{5}\pi, \beta = \frac{3}{5}\pi, \gamma = \frac{1}{2}\pi, \delta = \frac{3}{10}\pi, f = 20.$$

Then $R(\alpha^2) = \frac{2}{5}\pi < \alpha, \beta, \gamma, 2\delta$. By the parity lemma, this implies $\alpha^2 \cdots$ is not a vertex, a contradiction. Therefore $\beta\gamma\delta \cdots$ is not a vertex. In particular, all vertices are even.

By $f > 16$, we get $\beta > \gamma = \frac{1}{2}\pi > \delta > \frac{1}{4}\pi$. This implies $n = 4$ in γ^n , and $n = 6$ in δ^n , and $\beta^2\gamma^2 \cdots, \beta^n$ are not vertices. Moreover, we have

$R(\beta^2\delta^2) < R(\gamma^2\delta^2) = \frac{8}{f}\pi < \alpha, \beta, \gamma, 2\delta$. This implies $\beta^2\delta^2 \cdots = \beta^2\delta^2$ and $\gamma^2\delta^2 \cdots = \gamma^2\delta^2$. Then by $\gamma + \delta < \pi$, we know $\gamma^2\delta^2 \cdots$ is not a vertex. Therefore $\beta^2\delta^2, \gamma^4, \delta^6$ are all the vertices without α .

We know $\alpha \cdots = \alpha\beta^2, \alpha^k\delta^l$. By $\alpha\delta^4$, we know $\alpha^k\delta^l = \alpha\delta^4, \alpha^k, \alpha^k\delta^2$. Therefore $\alpha\beta^2, \alpha\delta^4, \beta^2\delta^2, \gamma^4, \delta^6, \alpha^k, \alpha^k\delta^2$ are all the vertices.

The angle sum of any one of $\alpha^2\delta^2, \beta^2\delta^2, \delta^6$ further implies $f = 24$. If $f \neq 24$, then $\alpha\beta^2, \alpha\delta^4, \gamma^4, \alpha^k, \alpha^k\delta^2 (k \geq 3)$ are all the vertices. This implies $\beta\delta \cdots$ and $\beta|\beta \cdots$ are not vertices. Then the AAD of $|\alpha|\alpha|$ is $|\beta\alpha\delta|\delta\alpha\beta|$. This further implies no consecutive $\alpha\alpha\alpha$. Therefore $\alpha^k, \alpha^k\delta^2$ are not vertices, and we find $\alpha\beta^2, \alpha\delta^4, \gamma^4$ are all the vertices. Then we get

$$f = \#\alpha = \#\alpha\beta^2 + \#\alpha\delta^4 = \frac{1}{2}\#\beta + \frac{1}{4}\#\delta = \frac{3}{4}f,$$

a contradiction.

Therefore $f = 24$, and we get

$$\alpha = \beta = \frac{2}{3}\pi, \quad \gamma = \frac{1}{2}\pi, \quad \delta = \frac{1}{3}\pi. \quad (6.5)$$

By the only degree 3 vertex $\alpha\beta^2$, we get all the vertices

$$\text{AVC} = \{\alpha\beta^2, \alpha\delta^4, \gamma^4, \alpha^2\delta^2, \beta^2\delta^2, \delta^6\} \quad (6.6)$$

This is a special case of the AVC (6.3). Then we get the earth map tiling $E_{\square}2$ with three timezones, and the two flip modifications $F_1E_{\square}2, F_2E_{\square}2$.

Case. $\beta^2\delta^2, \gamma^4$ are vertices

The angle sums of $\alpha\beta^2, \beta^2\delta^2, \gamma^4$ and the angle sum for quadrilateral imply

$$\alpha = \left(\frac{1}{2} + \frac{4}{f}\right)\pi, \quad \beta = \left(\frac{3}{4} - \frac{2}{f}\right)\pi, \quad \gamma = \frac{1}{2}\pi, \quad \delta = \left(\frac{1}{4} + \frac{2}{f}\right)\pi.$$

The AAD $|\alpha\beta\gamma|\gamma\beta\alpha|\alpha\delta\gamma|\gamma\delta\alpha|$ of $\beta^2\delta^2$ implies $\alpha^2 \cdots = \alpha^k\delta^l (k \geq 2)$ is a vertex. The angle values and the only degree 3 vertex $\alpha\beta^2$ imply the vertex is $\alpha^2\delta^2$. The angle sum of $\alpha^2\delta^2$ further implies (6.5). Then we get the AVC (6.6), and the tilings are $E_{\square}2, F_1E_{\square}2, F_2E_{\square}2$.

Case. $\beta^2\gamma^2, \delta^4$ are vertices

The angle sums of $\alpha\beta^2, \beta^2\gamma^2, \delta^4$ and the angle sum for quadrilateral imply

$$\alpha = \left(\frac{1}{2} + \frac{4}{f}\right)\pi, \quad \beta = \left(\frac{3}{4} - \frac{2}{f}\right)\pi, \quad \gamma = \left(\frac{1}{4} + \frac{2}{f}\right)\pi, \quad \delta = \frac{1}{2}\pi.$$

The AAD $|\gamma\beta^\alpha|\alpha\beta\gamma|\beta\gamma^\delta|\delta\gamma\beta|$ of $\beta^2\gamma^2$ implies $\alpha^2\cdots = \alpha^k\delta^l (k \geq 2)$ is a vertex. However, by $\alpha > \delta = \frac{1}{2}\pi$, and the only degree 3 vertex $\alpha\beta^2$, this is not a vertex.

Case. γ^4, δ^4 are vertices

The angle sums of $\alpha\beta^2, \gamma^4, \delta^4$ and the angle sum for quadrilateral imply

$$\alpha = \frac{8}{f}\pi, \beta = (1 - \frac{4}{f})\pi, \gamma = \delta = \frac{1}{2}\pi.$$

We know $\gamma^2\delta^2$ is not a vertex. By $f \geq 16$, we get $\beta > \gamma = \delta = \frac{1}{2}\pi$. Therefore γ^4, δ^4 are the only vertices without α . We also know $\alpha\cdots = \alpha\beta^2, \alpha^k\delta^l (k \geq 1)$. By $\delta = \frac{1}{2}\pi$ and the parity lemma, we get $l = 0, 2$ in $\alpha^k\delta^l (k \geq 1)$.

Therefore $\alpha\beta^2, \gamma^4, \delta^4, \alpha^k, \alpha^k\delta^2$ are all the vertices. This implies $\beta\delta\cdots$ and $\beta|\beta\cdots$ are not vertices. Then the AAD of $|\alpha|\alpha|$ is $|\beta\alpha^\delta|\delta\alpha^\beta|$, and further implies no consecutive $\alpha\alpha\alpha$. Therefore α^k is not a vertex, and $k < 3$ in $\alpha^k\delta^2$. By the only degree 3 vertex $\alpha\beta^2$, we get $\alpha^k\delta^2 = \alpha^2\delta^2$. The angle sum of $\alpha^2\delta^2$ further implies the angle values in (6.4). By the earlier argument, we get the earth map tiling $E_{\square}2$ with $f = 16$ (i.e., two timezones).

Case. γ^4, δ^6 are vertices

The angle sums of $\alpha\beta^2, \gamma^4, \delta^6$ and the angle sum for quadrilateral imply

$$\alpha = (\frac{1}{3} + \frac{8}{f})\pi, \beta = (\frac{5}{6} - \frac{4}{f})\pi, \gamma = \frac{1}{2}\pi, \delta = \frac{1}{3}\pi.$$

Recall $\alpha\delta\cdots = \alpha^k\delta^l$ is a vertex, and l is even. By $f \geq 16$ and the angle values, we get $\alpha\delta\cdots = \alpha\delta^4, \alpha^2\delta^2, \alpha^3\delta^2$. We have discussed the case $\alpha^2\delta^2, \gamma^4$ are vertices, and the case $\alpha\delta^4, \gamma^4$ are vertices. We obtain the tilings $E_{\square}2, F_1E_{\square}2, F_2E_{\square}2$.

The angle sum of $\alpha^3\delta^2$ further implies

$$\alpha = \frac{4}{9}\pi, \beta = \frac{7}{9}\pi, \gamma = \frac{1}{2}\pi, \delta = \frac{1}{3}\pi, f = 72.$$

By $R(\beta\gamma\delta) = \frac{7}{18}\pi < \beta, \gamma, 2\delta$, there is no odd vertex. Then by $R(\beta^2) = \alpha < \beta, \gamma, 2\delta$, we get $\beta\cdots = \alpha\beta^2$. This implies $\beta\delta\cdots$ and $\beta|\beta\cdots$ are not vertices, and further implies no consecutive $\alpha\alpha\alpha$. Therefore $\alpha^3\delta^2$ is not a vertex.

Case. γ^6, δ^4 are vertices

The angle sums of $\alpha\beta^2, \gamma^6, \delta^4$ and the angle sum for quadrilateral imply

$$\alpha = \left(\frac{1}{3} + \frac{8}{f}\right)\pi, \beta = \left(\frac{5}{6} - \frac{4}{f}\right)\pi, \gamma = \frac{1}{3}\pi, \delta = \frac{1}{2}\pi.$$

Recall $\alpha\delta \cdots = \alpha^k \delta^l$ is a vertex, and l is even. By $f \geq 16$ and the angle values, we get $\alpha\delta \cdots = \alpha^2 \delta^2$.

The angle sum of $\alpha^2 \delta^2$ further implies

$$\alpha = \delta = \frac{1}{2}\pi, \beta = \frac{3}{4}\pi, \gamma = \frac{1}{3}\pi, f = 48.$$

By the angle values and the parity lemma, we find $\alpha\beta^2, \alpha^4, \alpha^2\delta^2, \gamma^6, \delta^4$ are all the vertices. This implies $\beta\delta \cdots$ and $\beta|\beta \cdots$ are not vertices, and further implies no consecutive $\alpha\alpha\alpha$. Therefore α^4 is not a vertex, and we get

$$\text{AVC} = \{\alpha\beta^2, \alpha^2\delta^2, \gamma^6, \delta^4\}.$$

The AVC implies all vertices have unique AADs.

The vertex δ^4 determines four tiles around it in Figure 56, including T_1, T_2 . Then $\gamma_1 \cdots = \gamma^6$ determines T_3, T_4, T_5 . Then $\alpha_1 \alpha_2 \cdots = \alpha^2 \delta^2$ and $\beta_1 \beta_3 \cdots = \alpha\beta^2$ determine T_6 . Then $\alpha_3 \beta_6 \cdots = \alpha\beta^2$ determines T_7 . Then $\alpha_7 \delta_3 \delta_4 \cdots = \alpha^2 \delta^2$ and no $\beta\delta \cdots$ determine T_8 . By the symmetry, we also determine T_9 . Then $\beta_4 \beta_5 \cdots = \alpha\beta^2$ and $\alpha_4 \beta_8 \cdots = \alpha_5 \beta_9 \cdots = \alpha\beta^2$ imply that α is adjacent to two β in a tile, a contradiction.

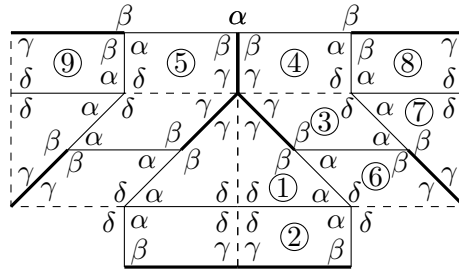


Figure 56: Proposition 33: No tiling for $\{\alpha\beta^2, \alpha^2\delta^2, \gamma^6, \delta^4\}$.

Case. $\beta\gamma^3\delta, \delta^4$ are vertices

The angle sums of $\alpha\beta^2, \beta\gamma^3\delta, \delta^4$ and the angle sum for quadrilateral imply

$$\alpha = \left(\frac{1}{2} + \frac{6}{f}\right)\pi, \beta = \left(\frac{3}{4} - \frac{3}{f}\right)\pi, \gamma = \left(\frac{1}{4} + \frac{1}{f}\right)\pi, \delta = \frac{1}{2}\pi.$$

By $\alpha > \delta = \frac{1}{2}\pi$, and the only degree 3 vertex $\alpha\beta^2$, we know $\alpha\delta \cdots = \alpha^k\delta^l$ is not a vertex. This is a contradiction.

Case. $\beta\gamma\delta^3, \gamma^4$ are vertices

The angle sums of $\alpha\beta^2, \beta\gamma\delta^3, \gamma^4$ and the angle sum for quadrilateral imply

$$\alpha = (\frac{1}{2} + \frac{6}{f})\pi, \beta = (\frac{3}{4} - \frac{3}{f})\pi, \gamma = \frac{1}{2}\pi, \delta = (\frac{1}{4} + \frac{1}{f})\pi.$$

Recall $\alpha\delta \cdots = \alpha^k\delta^l$ is a vertex, and l is even. By $f \geq 16$ and the angle values, we get $\alpha\delta \cdots = \alpha^2\delta^2, \alpha\delta^4$. We already discussed the case $\alpha^2\delta^2, \gamma^4$ are vertices, and also the case $\alpha\delta^4, \gamma^4$ are vertices. In both cases, $\beta\gamma\delta^3$ is not a vertex. \square

7 Tiling by Almost Equilateral Quadrilateral

The almost equilateral quadrilateral is the third of Figure 2. Since every tile has a b -companion similar to the general quadrilateral in Figure 47, we know f is even. We call a vertex b -vertex if it has γ, δ . Otherwise the vertex is a \hat{b} -vertex.

We first deal with the possibility that some angles may have the same value.

By Lemma 16, the quadrilateral is symmetric if and only if $\alpha = \beta$ and $\gamma = \delta$. The following shows that there is no tiling for this kind of quadrilaterals. Akama and van Cleemput [4, Theorem 3.3] proved the proposition for convex almost equilateral quadrilaterals.

Proposition 34. *There is no tiling of the sphere by congruent almost equilateral quadrilaterals, such that $\alpha = \beta$ and $\gamma = \delta$.*

Proof. By the angle sum for quadrilateral, we get

$$\alpha + \gamma = (1 + \frac{2}{f})\pi.$$

If $\alpha = \gamma$, then $\alpha = \gamma = (\frac{1}{2} + \frac{1}{f})\pi < \pi$. This implies the almost equilateral quadrilateral is actually a rhombus, contradicting $a \neq b$. Therefore we have $\alpha \neq \gamma$.

Suppose $\alpha < \gamma$. Then $\alpha < (\frac{1}{2} + \frac{1}{f})\pi < \gamma$. By $\alpha + \gamma > \pi$ and the parity lemma (third part of Lemma 2), this implies $\gamma \cdots = \alpha\gamma^2$. The angle sum of $\alpha\gamma^2$ further implies

$$\alpha = \frac{4}{f}\pi, \gamma = (1 - \frac{2}{f})\pi.$$

By $\alpha, \gamma < \pi$ and Lemma 14, we get $\alpha + \pi > 2\gamma$. This means $f < 8$. Therefore $f = 6$, and $\alpha = \gamma$, a contradiction.

Suppose $\alpha > \gamma$. Then $\alpha > (\frac{1}{2} + \frac{1}{f})\pi > \gamma$. By $\alpha + \gamma > \pi$ and the parity lemma, this implies $\alpha^3, \alpha\gamma^k, \gamma^k$ are all the vertices. Then by the counting lemma, we know α^3 is a vertex. The angle sum of α^3 further implies

$$\alpha = \frac{2}{3}\pi, \gamma = (\frac{1}{3} + \frac{2}{f})\pi.$$

The possible AADs $|\beta\alpha^\delta|^\beta\alpha^\delta|^\beta\alpha^\delta|$ and $|\beta\alpha^\delta|^\beta\alpha^\delta|^\delta\alpha^\beta|$ of α^3 imply $\alpha\gamma \cdots = \alpha\gamma^k$ is a vertex. By α^3 , and $\alpha \neq \gamma$, and the parity lemma, we know $k \geq 4$ in $\alpha\gamma^k$. By $\alpha + 4\gamma = (2 + \frac{8}{f})\pi > 2\pi$, we get a contradiction. \square

Proposition 35. *Tilings of the sphere by congruent almost equilateral quadrilaterals, such that $\beta = \delta$, are the earth map tiling $E_{\square}^A 1$ and the flip modification $FE_{\square}^A 1$.*

The proposition also applied to the case $\alpha = \gamma$. The tilings are special cases of $E_{\square}^A 1$ and $FE_{\square}^A 1$. The general case appears in Proposition 48.

Proof. The equality $\beta = \delta$ implies $a = b$ or $\gamma = \pi$. Since the quadrilateral is not a rhombus, we have $a \neq b$. Therefore $\gamma = \pi$, and the quadrilateral is actually an isosceles triangle. See Figure 57. Since α, β face edges $a + b$, a in the isosceles triangle, we get $\alpha > \beta$.

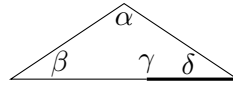


Figure 57: Proposition 35: $\gamma = \pi$ implies isosceles triangle.

By $\gamma = \pi$, we know $\gamma^2 \cdots$ is not a vertex. By the balance lemma and the parity lemma, this implies a b -vertex is $\alpha^l\beta^k\gamma\delta$. By $\alpha > \beta$ and the angle sum for quadrilateral, the vertices are $\alpha\gamma\delta, \beta^k\gamma\delta$. If $\alpha\gamma\delta$ is not a vertex, then $\gamma \cdots = \beta^k\gamma\delta$. By applying the counting lemma to β, γ , we get $k = 1$ in $\beta^k\gamma\delta$. Therefore either $\alpha\gamma\delta$ or $\beta\gamma\delta$ is a vertex. We also know $\gamma^2 \cdots$ and $\delta^2 \cdots$ are not vertices. Therefore, up to the exchange of (α, δ) with (β, γ) , we are in

the first case in the proof of Proposition 48. In fact, by $\gamma = \pi$, the AVC is (7.8). We also note that the argument in the later proof allows $\beta = \delta$. Then we get the earth map tiling $E_{\square}^A 1$ and the flip modification $FE_{\square}^A 1$. \square

By Propositions 34 and 35, and Lemma 16, in all the subsequent propositions, we may implicitly assume the quadrilateral satisfy

$$\alpha \neq \beta, \gamma \neq \delta, \alpha \neq \gamma, \beta \neq \delta.$$

By Lemma 16, this implies either $\alpha < \beta$ and $\gamma < \delta$, or $\alpha > \beta$ and $\gamma > \delta$.

Further classification is divided into two cases: at least two degree 3 vertices, and only one degree 3 vertex.

7.1 Two Degree 3 Vertices

In this section, we assume the tiling has at least two degree 3 vertices. Degree 3 \hat{b} -vertices are $\alpha^3, \alpha^2\beta, \alpha\beta^2, \beta^3$. By $\alpha \neq \beta$, we cannot have two degree 3 \hat{b} -vertices.

Lemma 17 gives all pairs of degree 3 b -vertices. Up to the exchange of (α, δ) with (β, γ) , we get two possible combinations

$$\{\alpha\delta^2, \beta\gamma^2\}, \{\alpha\gamma\delta, \beta\gamma^2\}.$$

The two cases are discussed in Propositions 36 and 37. Next, we consider one degree 3 b -vertex, and another degree 3 \hat{b} -vertex. Up to the exchange of (α, δ) with (β, γ) , one vertex is $\alpha\gamma^2, \alpha\delta^2, \alpha\gamma\delta$, and the other vertex is $\alpha^3, \alpha^2\beta, \alpha\beta^2, \beta^3$. For $\alpha\gamma^2$, by $\alpha \neq \gamma$, we only need to consider the following combinations

$$\{\alpha^2\beta, \alpha\gamma^2\}, \{\alpha\beta^2, \alpha\gamma^2\}, \{\alpha\gamma^2, \beta^3\}.$$

These are discussed in Propositions 38, 39, 40. For $\alpha\delta^2$, by $\beta \neq \delta$, we only need to consider the following combinations

$$\{\alpha^3, \alpha\delta^2\}, \{\alpha^2\beta, \alpha\delta^2\}, \{\alpha\delta^2, \beta^3\}.$$

These are discussed in Propositions 41, 42, 43. Then we have four combinations for $\alpha\gamma\delta$. We discuss the four combinations together in Proposition 48.

In all the propositions in this section, either $\gamma^2 \dots$ or $\delta^2 \dots$ are vertices. By the balance lemma, we know both $\gamma^2 \dots, \delta^2 \dots$ are vertices. Then they imply $\gamma, \delta < \pi$.

Proposition 36. *There is no tiling of the sphere by congruent almost equilateral quadrilaterals, such that $\alpha\delta^2, \beta\gamma^2$ are vertices.*

Proof. The angle sums of $\alpha\delta^2, \beta\gamma^2$ and the angle sum for quadrilateral imply

$$\alpha + \beta = \frac{8}{f}\pi, \quad \gamma + \delta = (2 - \frac{4}{f})\pi.$$

If $f \geq 8$, then $\alpha, \beta < \pi$. We also know $\gamma, \delta < \pi$. By Lemma 14, we get $\alpha + \pi, \beta + \pi > \gamma + \delta = (2 - \frac{4}{f})\pi$. This implies $\alpha + \beta > (2 - \frac{8}{f})\pi \geq \pi$, contradicting $\alpha + \beta = \frac{8}{f}\pi \leq \pi$.

Therefore we have $f = 6$. By (3.4), this implies all vertices have degree 3. The AAD $[\gamma\delta^\alpha|\beta\alpha^\delta|\alpha\delta\gamma]$ of $\alpha\delta^2$ implies $\alpha\beta\cdots$ is a vertex. We also know this is a degree 3 vertex. By the parity lemma, we get $\alpha\beta\cdots = \alpha^2\beta, \alpha\beta^2$. Combined with $\alpha + \beta = \frac{8}{6}\pi$, we get $\alpha = \beta = \frac{2}{3}\pi$, a contradiction. \square

Proposition 37. *There is no tiling of the sphere by congruent almost equilateral quadrilaterals, such that $\alpha\gamma\delta, \beta\gamma^2$ are vertices.*

Proof. The angle sums of $\alpha\gamma\delta, \beta\gamma^2$ and the angle sum for quadrilateral imply

$$\alpha + \delta = (1 + \frac{2}{f})\pi, \quad \beta = \frac{4}{f}\pi, \quad \gamma = (1 - \frac{2}{f})\pi.$$

If $\gamma < \delta$, then by $\alpha + \delta > \pi$ and $\beta\gamma^2$, we get $R(\delta^2) < 2\alpha, \beta$. Then by $\beta = \frac{4}{f}\pi < 2\gamma < 2\delta$, and the parity lemma, this implies $\delta^2\cdots = \alpha\delta^2$, contradicting $\alpha\gamma\delta$ and $\gamma \neq \delta$. Therefore $\gamma > \delta$. By Lemma 16, this implies $\alpha > \beta$.

By $\alpha\gamma\delta$ and $\delta < \pi$, we know $\alpha + \gamma > \pi$. Therefore $\alpha^2\gamma^2\cdots$ is not a vertex. By the same reason, we also know $\alpha^2\delta^2\cdots$ is not a vertex. Then by $\alpha\gamma\delta$ and the parity lemma, we conclude $\alpha^2\cdots = \alpha^k\beta^l$.

If $\alpha^2\cdots$ is a vertex, then $\beta < \alpha < \pi$. Then by Lemma 14, we get $\alpha + \beta + \pi > \alpha + \gamma + \delta = 2\pi$. By $\delta < \pi$, this implies $\alpha + \beta > \pi$. Then by $\alpha > \beta$, this implies $\alpha^2\cdots = \alpha^k\beta^l = \alpha^3, \alpha^2\beta$. By $\beta\gamma^2$ and $\alpha \neq \gamma$, we know $\alpha^2\beta$ is not a vertex. Therefore $\alpha^2\cdots = \alpha^3$. The angle sum of α^3 further implies

$$\alpha = \frac{2}{3}\pi, \quad \beta = \frac{4}{f}\pi, \quad \gamma = (1 - \frac{2}{f})\pi, \quad \delta = (\frac{1}{3} + \frac{2}{f})\pi.$$

By $\alpha > (1 - \frac{4}{f})\pi$, we get $f < 12$. By $\alpha > \beta$, we get $f > 6$. Then $f = 8, 10$, and we get the corresponding angle values:

$$\begin{aligned} f = 8: & \alpha = \frac{2}{3}\pi, \quad \beta = \frac{1}{2}\pi, \quad \gamma = \frac{3}{4}\pi, \quad \delta = \frac{7}{12}\pi. \\ f = 10: & \alpha = \frac{2}{3}\pi, \quad \beta = \frac{2}{5}\pi, \quad \gamma = \frac{4}{5}\pi, \quad \delta = \frac{8}{15}\pi. \end{aligned}$$

Since both fail (3.8), we conclude $\alpha^2 \cdots$ is not a vertex.

By $\alpha\gamma\delta$, and $\gamma > \delta$, and the parity lemma, we get $\alpha\gamma \cdots = \alpha\gamma\delta$. This implies $\beta\gamma \cdots$ has no α . Then by $\beta\gamma^2$, we get $\beta\gamma \cdots = \beta\gamma^2, \beta^k\gamma\delta^l$.

The AAD $\mathbf{I}^\delta\gamma^\beta|\alpha\beta\gamma|^\beta\gamma^\delta\mathbf{I}$ of $\beta\gamma^2$ determines T_1, T_2, T_3 in Figure 58. Then $|\alpha\beta_1|^\beta\gamma_2^\delta\mathbf{I} \cdots = \beta\gamma^2, \beta^k\gamma\delta^l$. In $\beta^k\gamma\delta^l$, $|\beta|\gamma\mathbf{I}$ must be part of a $\gamma\delta$ -fan without α . By no $\alpha^2 \cdots$, the AAD of the fan is $\mathbf{I}\gamma^\delta\alpha|\gamma\beta^\alpha| \cdots |\gamma\beta^\alpha|^\beta\gamma^\delta\mathbf{I}$. Since this is inconsistent with $|\alpha\beta_1|^\beta\gamma_2^\delta\mathbf{I}$, we conclude $|\alpha\beta_1|^\beta\gamma_2^\delta\mathbf{I} \cdots = \beta\gamma^2$. This determines T_4 . Then by no $\alpha^2 \cdots$, and $\gamma > \delta$, and Lemma 22, we get $|\alpha_1|^\gamma\beta_4^\alpha| \cdots = |\alpha_2|^\gamma\beta_3^\alpha| \cdots = \alpha\beta^k$. Then by no $\alpha^2 \cdots$, the AAD of the two vertices is $|\alpha|^\gamma\beta^\alpha| \cdots |\gamma\beta^\alpha|$. This determines T_5, T_6 . Then $\alpha_3\gamma_6 \cdots = \alpha\gamma\delta$ determines T_7 . By no $\alpha^2 \cdots$, we get $\alpha_5 = \alpha_7$. However, this implies a vertex $\alpha\delta^2$, contradicting $\alpha\gamma\delta$ and $\gamma \neq \delta$. \square

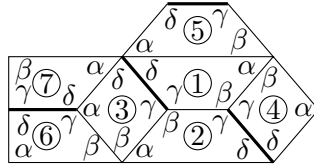


Figure 58: Proposition 37: no tiling.

Proposition 38. *There is no tiling of the sphere by congruent almost equilateral quadrilaterals, such that $\alpha^2\beta, \alpha\gamma^2$ are vertices.*

Proof. By $\alpha^2\beta$ and the angle sum for quadrilateral, we get $\beta + 2\gamma + 2\delta = (2 + \frac{8}{f})\pi$. By $\alpha^2\beta, \alpha\gamma^2$, we get $\alpha + \beta = 2\gamma$ and $\beta + 2\pi = 4\gamma$. Then $3\gamma + \delta = \alpha + \beta + \gamma + \delta = (2 + \frac{4}{f})\pi$. Combining the two equalities, we get $\beta + \delta = \gamma + \frac{4}{f}\pi > \gamma$.

Suppose $\alpha < \beta$ and $\gamma < \delta$. By $\alpha + \beta = 2\gamma$, we get $\alpha < \gamma < \beta$. Then $4\gamma = \beta + 2\pi > \gamma + 2\pi$, and $4\gamma < 3\gamma + \delta = (2 + \frac{4}{f})\pi$. This implies $\frac{2}{3}\pi < \gamma < (\frac{1}{2} + \frac{1}{f})\pi$, or $f < 6$, a contradiction. By Lemma 16, therefore, we know $\alpha > \beta$ and $\gamma > \delta$. Then by $\alpha + \beta = 2\gamma$, we get $\alpha > \gamma > \beta$.

By $\alpha^2\beta$, we get $\delta < \gamma < \alpha < \pi$. By Lemma 15, this implies $\beta > \delta$. Therefore $\alpha > \gamma > \beta > \delta$. By $\alpha < \alpha + \beta = 2\gamma$ and Lemma 19, we get $\beta < 2\delta$.

By the parity lemma, we know $\beta\gamma \cdots = \beta\gamma^2 \cdots, \beta\gamma\delta \cdots$. Then by $\gamma > \delta$, and the angle sum for quadrilateral, we know $\beta\gamma \cdots$ has no α . By $\alpha\gamma^2$ and $\alpha > \gamma > \beta > \delta$, we know $\beta\gamma^2, \beta\gamma\delta$ are not vertices. By $\beta + 2\gamma + 2\delta =$

$(2 + \frac{8}{f})\pi > 2\pi$, we get $R(\beta\gamma^2) < 2\delta < 2\beta, 2\gamma$. By no $\beta\gamma^2$ and the parity lemma, this implies $\beta\gamma^2 \dots = \beta^2\gamma^2$. Then it remains to consider $\beta\gamma\delta \dots$ with no α, γ in the remainder. By $\beta+2\gamma+2\delta > 2\pi$, we get $R(\beta\gamma\delta) < \gamma+\delta < \beta+2\delta$. By $\delta < \beta < 2\delta$, and no $\beta\gamma\delta$, and the parity lemma, this implies the vertex $\beta\gamma\delta \dots = \beta^2\gamma\delta, \beta^3\gamma\delta, \beta\gamma\delta^3$.

The angle sum of one of $\beta^2\gamma^2, \beta^2\gamma\delta, \beta^3\gamma\delta, \beta\gamma\delta^3$, and the angle sums of $\alpha^2\beta, \alpha\gamma^2$, and the angle sum for quadrilateral imply the following angle values. We also include the corresponding equation (3.8).

- $\beta^2\gamma^2$: $\alpha = \frac{4}{5}\pi, \beta = \frac{2}{5}\pi, \gamma = \frac{3}{5}\pi, \delta = (\frac{1}{5} + \frac{4}{f})\pi$.
 $\sin \frac{2}{5}\pi \sin \frac{4}{f}\pi = \sin \frac{1}{5}\pi \sin \frac{1}{5}\pi$.
- $\beta^2\gamma\delta$: $\alpha = (\frac{2}{3} + \frac{4}{3f})\pi, \beta = (\frac{2}{3} - \frac{8}{3f})\pi, \gamma = (\frac{2}{3} - \frac{2}{3f})\pi, \delta = \frac{6}{f}\pi$.
 $\sin(\frac{1}{3} + \frac{2}{3f})\pi \sin(\frac{22}{3f} - \frac{1}{3})\pi = \sin(\frac{1}{3} - \frac{4}{3f})\pi \sin(\frac{1}{3} - \frac{4}{3f})\pi$.
- $\beta^3\gamma\delta$: $\alpha = (\frac{4}{5} + \frac{4}{5f})\pi, \beta = (\frac{2}{5} - \frac{8}{5f})\pi, \gamma = (\frac{3}{5} - \frac{2}{5f})\pi, \delta = (\frac{1}{5} + \frac{26}{5f})\pi$.
 $\sin(\frac{2}{5} + \frac{2}{5f})\pi \sin \frac{6}{f}\pi = \sin(\frac{1}{5} - \frac{4}{5f})\pi \sin(\frac{1}{5} - \frac{4}{5f})\pi$.
- $\beta\gamma\delta^3$: $\alpha = (1 - \frac{6}{f})\pi, \beta = \frac{12}{f}\pi, \gamma = (\frac{1}{2} + \frac{3}{f})\pi, \delta = (\frac{1}{2} - \frac{5}{f})\pi$.
 $\sin(\frac{1}{2} - \frac{3}{f})\pi \sin(\frac{1}{2} - \frac{11}{f})\pi = \sin \frac{6}{f}\pi \sin \frac{6}{f}\pi$.

By (3.4), the vertices of degree ≥ 4 imply $f > 6$. Since all equations have no solution for even $f > 6$, we conclude $\beta\gamma \dots$ is not a vertex.

By $\alpha^2\beta$, we get $R(\alpha^2) = \beta < \alpha, 2\delta$. By $\gamma > \delta$ and the parity lemma, this implies $\alpha^2 \dots = \alpha^2\beta$. By no $\beta\gamma \dots$, we get $\alpha^2 \dots = |\alpha|^\beta |\alpha^\delta| |\gamma| |\beta^\alpha|$. This implies the AAD of $|\alpha|^\beta |\alpha|^\delta$ is $|\alpha|^\beta |\alpha^\delta|$, and further implies $\delta|\delta \dots = |\gamma| |\delta|^\alpha |\delta|^\gamma| \dots$ is not a vertex.

By $\alpha^2\beta = |\alpha|^\beta |\alpha^\delta| |\gamma| |\beta^\alpha|$, we know $|\gamma| |\delta \dots$ is a vertex. By no $\beta\gamma \dots$, we know $|\gamma| |\delta \dots$ has no β . By the edge consideration and $3\gamma + \delta > 2\pi$, we get $|\gamma| |\delta \dots = \gamma \delta^3 \dots, \gamma^2 \delta^2 \dots$. By $\alpha + 2\gamma + 2\delta > \alpha + \gamma + 3\delta > \alpha + \beta + \gamma + \delta > 2\pi$, we know $|\gamma| |\delta \dots$ has no α . Therefore $|\gamma| |\delta \dots = \gamma^k \delta^l$. By no $\delta|\delta \dots$ and the edge consideration, we know $k \geq l$. Then by $3\gamma + \delta > 2\pi$ and the parity lemma, we conclude $|\gamma| |\delta \dots = \gamma^2 \delta^2$. The angle sum of $\gamma^2 \delta^2$ further implies the following angle values. We also include (3.8).

$$\begin{aligned} \gamma^2 \delta^2: \alpha &= (1 - \frac{4}{f})\pi, \beta = \frac{8}{f}\pi, \gamma = (\frac{1}{2} + \frac{2}{f})\pi, \delta = (\frac{1}{2} - \frac{2}{f})\pi. \\ \sin(\frac{1}{2} - \frac{2}{f})\pi \sin(\frac{1}{2} - \frac{6}{f})\pi &= \sin \frac{4}{f}\pi \sin \frac{4}{f}\pi. \end{aligned}$$

The equation has no solution for even $f \geq 6$. □

Proposition 39. *There is no tiling of the sphere by congruent almost equilateral quadrilaterals, such that $\alpha\beta^2, \alpha\gamma^2$ are vertices.*

Proof. By $\alpha\beta^2$ and the angle sum for quadrilateral, we get $\alpha + 2\gamma + 2\delta = (2 + \frac{8}{f})\pi > 2\pi$. The angle sums of $\alpha\beta^2, \alpha\gamma^2$ and the angle sum for quadrilateral imply

$$\beta = \gamma, \delta = \frac{4}{f}\pi.$$

By $f \geq 6$, we get $\delta \leq \frac{2}{3}\pi$. Then $\alpha < \beta = \gamma < \delta$ implies $\alpha + 2\beta < 2\pi$, contradicting $\alpha\beta^2$. By Lemma 16, therefore, we get $\alpha > \beta = \gamma > \delta$.

If $\alpha < \pi$, then $\beta = \gamma < \alpha < \pi$. By Lemma 14, we get $\alpha + \delta > \alpha + \beta + \gamma - \pi = \pi$. If $\alpha \geq \pi$, we also get $\alpha + \delta > \pi$. Therefore we always have $\alpha + \delta > \pi$. Combined with $\alpha\beta^2, \alpha\gamma^2$, and $\alpha > \beta = \gamma$, we get $R(\alpha^2) < \alpha, \beta, \gamma, 2\delta$. By the parity lemma, this implies $\alpha^2 \cdots$ is not a vertex.

By $\alpha\gamma^2$ and Lemma 21, there is a vertex with δ^2 -fan. By no $\alpha^2 \cdots$ and Lemma 22, a δ^2 -fan has a single α , and a vertex has at most one δ^2 -fan. By $\alpha\beta^2$, the δ^2 -fan is $\mathbf{|\delta|\alpha|\delta|}$, $\mathbf{|\delta|\alpha|\beta|\delta|}$. The vertex is then a single δ^2 -fan combined with $\gamma\delta$ -fans and γ^2 -fans without α . By $\alpha\gamma^2$ and $\gamma > \delta$, we know $\alpha\delta^2$ is not a vertex. Then by $\gamma > \delta$, and $\alpha + 2\gamma + 2\delta > 2\pi$, and the angle sum for quadrilateral, a vertex with $\mathbf{|\delta|\alpha|\delta|}$ is the fan combined with a single $\mathbf{|\gamma|\delta|}$. By the angle sum for quadrilateral, a vertex with $\mathbf{|\delta|\alpha|\beta|\delta|}$ is the fan itself. Therefore the vertex with δ^2 -fan is $\alpha\beta\delta^2, \alpha\gamma\delta^3$.

The angle sum of one of $\alpha\beta\delta^2, \alpha\gamma\delta^3$ further implies the following angle values. We also include (3.8).

- $\alpha\beta\delta^2$: $\alpha = (2 - \frac{16}{f})\pi$, $\beta = \gamma = \frac{8}{f}\pi$, $\delta = \frac{4}{f}\pi$.
 $0 = \sin \frac{4}{f}\pi \sin(1 - \frac{16}{f})\pi$.
- $\alpha\gamma\delta^3$: $\alpha = (2 - \frac{24}{f})\pi$, $\beta = \gamma = \frac{12}{f}\pi$, $\delta = \frac{4}{f}\pi$.
 $\sin(1 - \frac{12}{f})\pi \sin \frac{2}{f}\pi = \sin \frac{6}{f}\pi \sin(1 - \frac{24}{f})\pi$.

For $\alpha\gamma\delta^3$, by $\alpha > 0$, we have $f > 12$. The equation has no solution for even $f > 12$. For $\alpha\beta\delta^2$, by $\alpha > 0$, we have $f > 8$. The only solution of the equation for even $f > 8$ is $f = 16$. Then we further get

$$\alpha = \pi, \beta = \gamma = \frac{1}{2}\pi, \delta = \frac{1}{4}\pi. \tag{7.1}$$

Then by the parity lemma, and the fact that $\alpha\beta\delta^2$ is the only δ^2 -fan, we get the list of vertices

$$\text{AVC} = \{\alpha\beta^2, \alpha\gamma^2, \alpha\beta\delta^2, \beta^4, \beta^2\gamma^2, \beta\gamma^2\delta^2, \gamma^4\}.$$

Moreover, we know $\beta\gamma^2\delta^2$ is the combination of two $\gamma\delta$ -fans $\mathbf{|\gamma|\beta|\delta|}$ and $\mathbf{|\gamma|\delta|}$.

By no $\alpha^2 \dots$, the AAD of $\alpha\beta\delta^2$ is $\mathbf{|\gamma\delta^\alpha|\alpha|\beta\gamma|\alpha\delta\gamma|}$. Since $\alpha\beta \dots = \alpha\beta^2, \alpha\beta\delta^2$ and $|\alpha|\gamma\beta^\alpha|$ is not compatible with the AAD of $\alpha\beta\delta^2$, we get $|\alpha|\gamma\beta^\alpha| \dots = \alpha\beta^2$. Then by no $\alpha^2 \dots$, we get $|\alpha|\gamma\beta^\alpha| \dots = |\alpha|\gamma\beta^\alpha|\gamma\beta^\alpha|$.

If $\beta\gamma^2\delta^2$ is a vertex, then by no $\alpha^2 \dots$, we get the AAD $\mathbf{|\delta\gamma^\beta|\alpha|\beta\gamma|\alpha\delta\gamma|}$ at the vertex. This determines T_1, T_2, T_3 in the first of Figure 59. The fan $\mathbf{|\gamma|\delta|}$ at the vertex is yet to be determined. Then $|\alpha_2|\gamma\beta_1| \dots = |\alpha|\gamma\beta^\alpha|\gamma\beta^\alpha|$ determines T_4 , and $\alpha_3\gamma_2 \dots = \alpha\gamma^2$ determines T_5 . Then $\alpha_1\gamma_4 \dots = \alpha\gamma^2$ determines T_6 , and $\alpha_4\delta_2\delta_5 \dots = \alpha\beta\delta^2$ and no $\alpha^2 \dots$ determine T_7 . Then $\alpha_5\gamma_7 \dots = \alpha\gamma^2$ determines T_8 . Then $\beta_3\beta_5\beta_8 \dots = \beta^4$ and no $\alpha^2 \dots$ determine T_9 . Then $\alpha_9\gamma_3 \dots = \alpha\gamma^2$ determines T_{10} , and further determines the fan $\mathbf{|\gamma|\delta|}$ at $\beta\gamma^2\delta^2$, including T_{11} . Then $|\alpha_{10}|\gamma\beta_{11}| \dots = |\alpha|\gamma\beta^\alpha|\gamma\beta^\alpha|$ determines T_{12} . Then $\alpha_{11}\gamma_{12} \dots = \alpha\gamma^2$ determines T_{13} . Then we get a vertex $\beta_6\beta_{13}\delta_1\delta_{11} \dots$, a contradiction. Therefore $\beta\gamma^2\delta^2$ is not a vertex. This implies $\beta\gamma \dots = \beta^2\gamma^2$, and $\gamma\delta \dots$ is not a vertex.

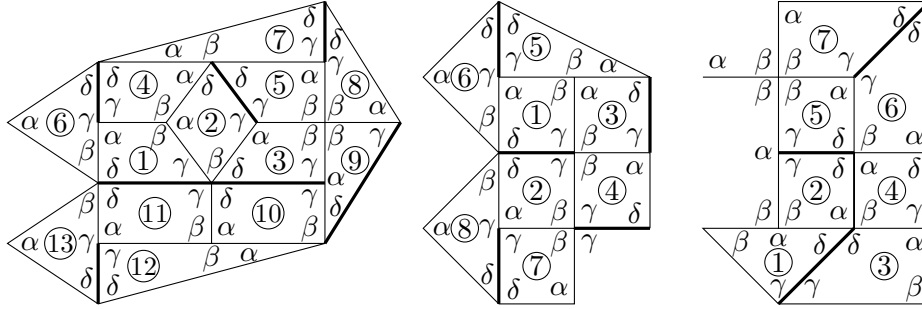


Figure 59: Proposition 39: $\beta\gamma^2\delta^2, \beta^2\gamma^2, \alpha\beta^2$.

Now consider $\beta^2\gamma^2 = \mathbf{|\delta\gamma^\beta|\beta|\beta|\beta\gamma^\delta|}$. This determines T_1, T_2 in the second of Figure 59. The arrangements of T_3, T_4 indicate the two possible arrangements of the tiles containing β . On the one hand, $|\alpha_3|\gamma\beta_1| \dots = |\alpha|\gamma\beta^\alpha|\gamma\beta^\alpha|$ determines T_5 . Then $\alpha_1\gamma_5 \dots = \alpha\gamma^2$ determines T_6 . On the other hand, $\beta_2\gamma_4 \dots = \beta^2\gamma^2$ and no $\alpha^2 \dots$ determine T_7 . Then $\alpha_2\gamma_7 \dots = \alpha\gamma^2$ determines T_8 . We find that, no matter how T_3, T_4 are arranged, we always get the same T_6, T_8 . Then we get $\beta_6\beta_8\delta_1\delta_2 \dots$, a contradiction. Therefore $\beta^2\gamma^2$ is not a vertex. This implies $\beta^2 \dots = \alpha\beta^2, \beta^4$.

Finally, the proposition assumes $\alpha\beta^2$ is a vertex. By no $\gamma\delta \dots$, the vertex has the AAD $\mathbf{|\beta\alpha^\delta|\alpha|\beta\gamma|\beta|}$. The $|\beta\alpha^\delta|\alpha|\beta\gamma|$ part of the vertex determines T_1, T_2 in the third of Figure 59. Then $\alpha_2\delta_1 \dots = \alpha\beta\delta^2$ and no $\alpha^2 \dots$ determine

T_3, T_4 . Then $\alpha_4\delta_2 \cdots = \alpha\beta\delta^2$ and no $\alpha^2 \cdots$ determine T_5, T_6 . Then $\alpha_5\gamma_6 \cdots = \alpha\gamma^2$ determines T_7 . Then $\gamma_2\gamma_5 \cdots = \alpha\gamma^2, \gamma^4$ and $\beta_5\beta_7 \cdots = \alpha\beta^2, \beta^4$ imply $\beta_5\beta_7 \cdots = \beta^4$. Then by no $\alpha^2 \cdots$, the AAD of this β^4 implies $\gamma_2\gamma_5 \cdots = \alpha\gamma^2$. Then we have one α and two β in a tile, again a contradiction. \square

Proposition 40. *There is no tilings of the sphere by congruent almost equilateral quadrilaterals, such that $\alpha\gamma^2, \beta^3$ are vertices.*

Proof. The angle sums of $\alpha\gamma^2, \beta^3$ and the angle sum for quadrilateral imply

$$\beta = \frac{2}{3}\pi, \quad \gamma = \left(\frac{2}{3} - \frac{4}{f}\right)\pi + \delta.$$

By $f \geq 6$ and $\gamma \neq \delta$, we get $\gamma > \delta$. By Lemma 16, this implies $\alpha > \beta$.

If $\alpha^2 \cdots$ is a vertex, then $\alpha < \pi$. By $\alpha\gamma^2$, we also know $\gamma < \pi$ and $2\gamma > \pi > \alpha$. By $\alpha < 2\gamma$ and Lemma 19, we get $\beta < 2\delta < 2\gamma$. By β^3 and $\alpha > \beta$, we get $R(\alpha^2) < \beta < \alpha, 2\delta, 2\gamma$. This implies $\alpha^2 \cdots$ is not a vertex.

By $\alpha\gamma^2$ and Lemma 21, we know there is δ^2 -fan. By no $\alpha^2 \cdots$ and Lemma 22, we know a δ^2 -fan has a single α . If the fan has β , then the vertex is $\alpha\beta \cdots$. If the fan has no β , then it is $|\delta|\alpha|\delta| = |\gamma\delta^\alpha|\beta|\alpha^\delta|\alpha\delta^\gamma|$. The AAD again implies $\alpha\beta \cdots$ is a vertex. Therefore $\alpha\beta \cdots$ is always a vertex.

By $\alpha > \beta = \frac{2}{3}\pi$ and the angle sum for quadrilateral, we get $R(\alpha\beta) < \alpha, \beta, \gamma + \delta$. By $\gamma > \delta$ and the parity lemma, this implies $\alpha\beta \cdots = \alpha\beta\delta^k$. Since a δ^2 -fan has a single α , we get $k = 2$ in $\alpha\beta\delta^k$. The angle sum of $\alpha\beta\delta^2$ further implies $f = 12$ and the following angle values. We also include (3.8).

$$\begin{aligned} \alpha\beta\delta^2: \quad & \beta = \frac{2}{3}\pi, \quad \gamma = \pi - \frac{1}{2}\alpha, \quad \delta = \frac{2}{3}\pi - \frac{1}{2}\alpha, \quad f = 12. \\ & \sin \frac{1}{2}\alpha \sin\left(\frac{1}{3}\pi - \frac{1}{2}\alpha\right) = \sin \frac{1}{3}\pi \sin(\pi - \alpha). \end{aligned}$$

By $\alpha > \beta$ and $\delta > 0$, we get $\frac{2}{3}\pi < \alpha < \frac{4}{3}\pi$. The equation has no solution in this range. \square

Proposition 41. *There is no tiling of the sphere by congruent almost equilateral quadrilaterals, such that $\alpha^3, \alpha\delta^2$ are vertices.*

Proof. The angle sums of $\alpha^3, \alpha\delta^2$ and the angle sum for quadrilateral imply

$$\alpha = \delta = \frac{2}{3}\pi, \quad \beta + \gamma = \left(\frac{2}{3} + \frac{4}{f}\right)\pi.$$

If $\beta < \pi$, then all angles $< \pi$. By Lemma 14, we get $\beta + \pi > \gamma + \delta$ and $\gamma + \pi > \alpha + \delta$. If $\beta < \alpha$, then by Lemma 16, we get $\gamma > \delta$. This implies

$\beta + \gamma > 2\gamma + \delta - \pi > 3\delta - \pi = \pi$. If $\alpha < \beta$, then $\beta + \gamma > \alpha + \beta + \delta - \pi > 2\alpha + \delta - \pi = \pi$.

Since $\beta \geq \pi$ also implies $\beta + \gamma > \pi$, we always have $\beta + \gamma > \pi$. This means $f < 12$. Then $f = 6, 8, 10$, and the equality (3.8) becomes

$$\begin{aligned} f = 6: & \sin \frac{1}{3}\pi \sin(\frac{2}{3}\pi - \frac{1}{2}\beta) = \sin \frac{1}{2}\beta \sin(\pi - \beta). \\ f = 8: & \sin \frac{1}{3}\pi \sin(\frac{2}{3}\pi - \frac{1}{2}\beta) = \sin \frac{1}{2}\beta \sin(\frac{5}{6}\pi - \beta). \\ f = 10: & \sin \frac{1}{3}\pi \sin(\frac{2}{3}\pi - \frac{1}{2}\beta) = \sin \frac{1}{2}\beta \sin(\frac{11}{15}\pi - \beta). \end{aligned}$$

The only solution satisfying $\beta < (\frac{2}{3} + \frac{4}{f})\pi$ is $\beta = \frac{2}{3}\pi$ for $f = 6$. By $\alpha = \beta$, the solution is dismissed. \square

Proposition 42. *There is no tiling of the sphere by congruent almost equilateral quadrilaterals, such that $\alpha^2\beta, \alpha\delta^2$ are vertices.*

Proof. By $\alpha^2\beta$, we get $\alpha < \pi$. We also know $\gamma, \delta < \pi$.

By $\alpha^2\beta, \alpha\delta^2$, we get $\alpha + \beta = 2\delta$. By $\beta < 2\delta$ and Lemma 19, we get $\alpha < 2\gamma$.

If $\alpha > \beta$, then by $\alpha + \beta = 2\delta$, we get $\alpha > \delta > \beta$. Then by Lemma 15, we get $\alpha < \gamma$. By $\alpha^2\beta$, this implies $R(\gamma^2) < \beta < \alpha, \gamma, \delta$. This implies $\gamma^2 \cdots$ is not a vertex, a contradiction.

Therefore we have $\alpha < \beta$. By Lemma 16, we get $\gamma < \delta$. By $\alpha + \beta = 2\delta$, we get $\alpha < \delta < \beta$. Then by $\alpha\delta^2$ and $\beta > \delta$, we get $R(\beta^2) < \alpha < \beta, \delta$. Therefore $\beta^2 \cdots = \beta^2\gamma^k$. By Lemma 13, we get $\beta + 2\gamma > \pi$. By the parity lemma, this implies $k = 2$ in $\beta^2\gamma^k$. The angle sums of $\alpha^2\beta, \alpha\delta^2, \beta^2\gamma^2$ and the angle sum for quadrilateral imply

$$\alpha = \frac{8}{f}\pi, \beta = (2 - \frac{16}{f})\pi, \gamma = (\frac{16}{f} - 1)\pi, \delta = (1 - \frac{4}{f})\pi.$$

By $\alpha < \delta$, we get $f > 12$. By $\alpha < 2\gamma$, we get $f < 12$. The contradiction proves that $\beta^2 \cdots$ is not a vertex.

By $\alpha^2\beta$ and $\alpha < \delta$, we get $R(\beta\delta) < \alpha < \beta, \delta$. This implies $\beta\delta \cdots = \beta\gamma^k\delta$. Therefore $\alpha\beta \cdots$ has no δ . Then by $\alpha^2\beta$ and no $\beta^2 \cdots$, we get $\alpha\beta \cdots = \alpha^2\beta, \alpha\beta\gamma^k$. Combining $\alpha\beta \cdots = \alpha^2\beta, \alpha\beta\gamma^k$, and $\beta\delta \cdots = \beta\gamma^k\delta$, and no $\beta^2 \cdots$, we get $\beta \cdots = \alpha^2\beta, \alpha\beta\gamma^k, \beta\gamma^k, \beta\gamma^k\delta$.

By $\alpha^2\beta$, and $\alpha < 2\gamma$, and the parity lemma, we know $\alpha\beta\gamma^k$ is not a vertex, and $k = 2$ in $\beta\gamma^k$. However, by $\alpha^2\beta$ and $\alpha \neq \gamma$, we know $\beta\gamma^2$ is not a vertex. By $\alpha^2\beta$ and $\alpha < \beta, 2\gamma, \delta$, we know $k = 1$ in $\beta\gamma^k\delta$. Therefore $\beta \cdots = \alpha^2\beta, \beta\gamma\delta$. By applying the counting lemma to α, β , this implies $\beta\gamma\delta$ is a vertex. However, by Proposition 37 (after exchanging (α, δ) with (β, γ)), there is no tiling with vertices $\alpha^2\beta, \alpha\delta^2, \beta\gamma\delta$. \square

Proposition 43. *Tiling of the sphere by congruent almost equilateral quadrilaterals, such that $\alpha\delta^2, \beta^3$ are vertices, is $S_{12\Box 1}$.*

The tiling is obtained in Figure 60, and is $S_{12\Box 1}$ in Figure 22 after exchanging (α, δ) with (β, γ) .

Proof. The angle sums of $\alpha\delta^2, \beta^3$ and the angle sum for quadrilateral imply

$$\alpha + 2\gamma = \left(\frac{2}{3} + \frac{8}{f}\right)\pi, \quad \beta = \frac{2}{3}\pi, \quad \delta = \left(\frac{2}{3} - \frac{4}{f}\right)\pi + \gamma.$$

We have $2\alpha + 3\gamma + \delta = 2(\alpha + 2\delta) + 3(\gamma - \delta) = \left(2 + \frac{12}{f}\right)\pi > 2\pi$.

By $f \geq 6$ and $\gamma \neq \delta$, we get $\gamma < \delta$. By Lemma 16, this implies $\alpha < \beta = \frac{2}{3}\pi$. Then by $\alpha\delta^2$, we get $\alpha < \beta < \delta$. By $\beta < \delta$ and Lemma 15, we get $\alpha < \gamma$.

By $\alpha\delta^2$, we get $R(\delta^2) = \alpha < \beta, \gamma, \delta$. This implies $\delta^2 \cdots = \alpha\delta^2 = \delta|\delta \cdots$. Therefore $\delta|\delta \cdots$ is not a vertex.

By $\delta^2 \cdots = \alpha\delta^2$, and $\alpha < \beta$, and the parity lemma, we get $\beta\delta \cdots = \beta\gamma\delta \cdots$, with no δ in the remainder. By the angle sum for quadrilateral, we get $R(\beta\gamma\delta) < \alpha < \beta, \gamma$. Therefore $\beta\gamma\delta \cdots = \beta\gamma\delta$. By Proposition 37 (after exchanging (α, δ) with (β, γ)), there is no tiling with vertices $\alpha\delta^2, \beta^3, \beta\gamma\delta$. Therefore $\beta\delta \cdots$ is not a vertex.

By no $\beta\delta \cdots, \delta|\delta \cdots$, we get the unique AAD $|\delta\alpha^\beta|\beta\alpha^\delta|$ of $|\alpha|\alpha|$ and the unique AAD $|\delta\alpha^\beta|\beta\gamma^\delta|$ of $|\alpha|\gamma|$. This implies no consecutive $\alpha\alpha\alpha, \alpha\alpha\gamma, \gamma\alpha\gamma$, and further implies $\alpha^k\gamma^l (k, l \geq 1)$ is not a vertex.

The possible AADs $|\alpha\beta\gamma|\alpha\beta\gamma|$ and $|\alpha\beta\gamma|\alpha\beta\gamma|\beta\alpha|$ of β^3 imply $\alpha\gamma \cdots$ is a vertex. By $\delta^2 \cdots = \alpha\delta^2$ and the parity lemma, we get $\alpha\gamma \cdots = \alpha\gamma^l \cdots (l \geq 2), \alpha\gamma^l\delta \cdots (l \geq 1)$, with no γ, δ in the remainders.

By no $\alpha^k\gamma^l (k, l \geq 1)$, we get $\alpha\gamma^l \cdots = \alpha\beta\gamma^l \cdots$. Then by $\alpha < \gamma$, and $\alpha + 2\gamma > \frac{2}{3}\pi = \beta$, and the parity lemma, we get $\alpha\gamma^l \cdots = \alpha^k\beta\gamma^2, \alpha\beta\gamma^4$. By no consecutive $\alpha\alpha\alpha, \alpha\alpha\gamma, \gamma\alpha\gamma$, and the edge consideration, we get $k = 1, 2$ in $\alpha^k\beta\gamma^2$.

By the angle sum for quadrilateral, we know $\alpha\gamma^l\delta \cdots$ has no β . Then by $\alpha + 4\gamma + \delta > 2\alpha + 3\gamma + \delta > 2\pi$, and the parity lemma, we get $\alpha\gamma^l\delta \cdots = \alpha^k\gamma\delta, \alpha\gamma^3\delta$. Then by no consecutive $\alpha\alpha\alpha, \alpha\alpha\gamma, \gamma\alpha\gamma$, we get $k = 1$ in $\alpha^k\gamma\delta$. However, by $\alpha\delta^2$, we know $\alpha\gamma\delta$ is not a vertex.

We conclude $\alpha\gamma \cdots = \alpha\beta\gamma^2, \alpha\beta\gamma^4, \alpha^2\beta\gamma^2, \alpha\gamma^3\delta$ is a vertex. The angle sum of one of the vertices, and the angle sums of $\alpha\delta^2, \beta^3$, and the angle sum for quadrilateral, imply the following angles. We also include (3.8).

- $\alpha\beta\gamma^2$: $\alpha = \frac{4}{3}\pi - 2\gamma, \beta = \frac{2}{3}\pi, \delta = \frac{1}{3}\pi + \gamma, f = 12.$
 $\sin\left(\frac{2}{3}\pi - \gamma\right) \sin \gamma = \sin \frac{1}{3}\pi \sin\left(2\gamma - \frac{2}{3}\pi\right).$

- $\alpha\beta\gamma^4$: $\alpha = \frac{16}{f}\pi$, $\beta = \frac{2}{3}\pi$, $\gamma = (\frac{1}{3} - \frac{4}{f})\pi$, $\delta = (1 - \frac{8}{f})\pi$.
 $\sin \frac{8}{f}\pi \sin(\frac{2}{3} - \frac{8}{f})\pi = \sin \frac{1}{3}\pi \sin(\frac{1}{3} - \frac{12}{f})\pi$.
- $\alpha^2\beta\gamma^2$: $\alpha = (\frac{2}{3} - \frac{8}{f})\pi$, $\beta = \frac{2}{3}\pi$, $\gamma = \frac{8}{f}\pi$, $\delta = (\frac{2}{3} + \frac{4}{f})\pi$.
 $\sin(\frac{1}{3} - \frac{4}{f})\pi \sin(\frac{1}{3} + \frac{4}{f})\pi = \sin \frac{1}{3}\pi \sin(\frac{12}{f} - \frac{1}{3})\pi$.
- $\alpha\gamma^3\delta$: $\alpha = \frac{12}{f}\pi$, $\beta = \frac{2}{3}\pi$, $\gamma = (\frac{1}{3} - \frac{2}{f})\pi$, $\delta = (1 - \frac{6}{f})\pi$.
 $\sin \frac{6}{f}\pi \sin(\frac{2}{3} - \frac{6}{f})\pi = \sin \frac{1}{3}\pi \sin(\frac{1}{3} - \frac{8}{f})\pi$.

By (3.4), the vertices of degree > 3 imply $f > 6$. The last three equations have no solution for even $f > 6$. For the first equation, by $\alpha > 0$, we get $\gamma < \frac{2}{3}\pi$. The solution satisfying $0 < \gamma < \frac{2}{3}\pi$ is $\gamma = 0.4568\pi$. Then we get approximate values of $\alpha, \beta, \gamma, \delta$, and the approximate values imply

$$\text{AVC} = \{\alpha\delta^2, \beta^3, \alpha\beta\gamma^2\}. \quad (7.2)$$

For details on how to calculate the AVC from the approximate values, see [6, Section 5.1] and [7].

Now we find the tiling for the AVC (7.2). By no $\alpha^2 \cdots$, we get the unique AAD $|\alpha\beta\gamma|^\alpha |\beta\gamma|^\alpha |\beta\gamma|$ of β^3 . This determines the top three tiles in Figure 60. Then by $\delta \cdots = \alpha\delta^2$ and $\alpha\gamma \cdots = \alpha\beta\gamma^2$, we determine the six tiles in the middle row. Then by $\alpha\delta \cdots = \alpha\delta^2$ and $\beta\gamma \cdots = \alpha\beta\gamma^2$, we determine the three bottom tiles. After exchanging (α, δ) with (β, γ) , the tiling is $S_{12\Box}1$.

β			β			β		
γ	δ	α	γ	δ	α	γ	δ	α
γ	δ	α	β	γ	δ	α	β	γ
β	α	δ	γ	β	α	δ	γ	β
α	δ	γ	α	δ	γ	α	δ	γ
β			β			β		

Figure 60: Proposition 43: Tiling for $\{\alpha\delta^2, \beta^3, \alpha\beta\gamma^2\}$.

Geometry of Quadrilateral

For the AVC $\{\alpha\delta^2, \alpha\beta\gamma^2, \beta^k\}$, we get the similar earth map tiling with k timezones. However, in the subsequent propositions, we only get four

timezones. Here we justify the existence of the quadrilateral for three and four timezones, corresponding to the following:

$$\begin{aligned} f = 12: \alpha &= 2\pi - 2\delta, \beta = \frac{2}{3}\pi, \gamma = \delta - \frac{1}{3}\pi. \\ f = 16: \alpha &= 2\pi - 2\delta, \beta = \frac{1}{2}\pi, \gamma = \delta - \frac{1}{4}\pi. \end{aligned}$$

We have $\gamma < \delta$. By Lemma 16, this implies $\alpha < \beta$. This means $\delta > \frac{2}{3}\pi$ for $f = 12$ and $\delta > \frac{3}{4}\pi$ for $f = 16$.

Substituting the angle formulae into (3.8), we get

$$\begin{aligned} f = 12: 8 \cos^2 \delta - 5 &= 0. \\ f = 16: (1 + \sqrt{2}) \tan^2 \delta + (2 - \sqrt{2}) \tan \delta - 1 &= 0. \end{aligned}$$

This means δ is given by

$$\tan \delta = \begin{cases} -\frac{\sqrt{3}}{\sqrt{5}}, & f = 12, \\ 2 - \sqrt{5} - \sqrt{7 - 3\sqrt{5}}, & f = 16, \end{cases} \quad \frac{1}{2}\pi < \delta < \pi.$$

This gives precise values of the other angles. Then we substitute the precise values into (3.9), and find a is determined by

$$\cos a = \begin{cases} \frac{2}{3}\sqrt{5} - 1, & f = 12, \\ \frac{1}{2}(-3 - \sqrt{2} + \sqrt{5} + \sqrt{10}), & f = 16, \end{cases} \quad a < \pi.$$

Then we substitute into (3.12) and use $K = Y(b)^T$ to get $\cos b$ and $\sin b$. We find $\sin b = 0.7060$ for $f = 12$ and $\sin b = 0.3246$ for $f = 16$. By $\sin b > 0$, we get $b < \pi$, and find b is determined by

$$\cos b = \begin{cases} 3\sqrt{5} - 6, & f = 12, \\ -9 - 6\sqrt{2} + 4\sqrt{5} + 3\sqrt{10}, & f = 16, \end{cases} \quad b < \pi.$$

In summary, we get the following approximate values

$$\begin{aligned} f = 12: \alpha &= 0.4195\pi, \beta = \frac{2}{3}\pi, \gamma = 0.4568\pi, \delta = 0.7902\pi, \\ &a = 0.3367\pi, b = 0.2495\pi. \\ f = 16: \alpha &= 0.4202\pi, \beta = \frac{1}{2}\pi, \gamma = 0.5398\pi, \delta = 0.7898\pi, \\ &a = 0.3362\pi, b = 0.1052\pi. \end{aligned}$$

The equality $K = Y(b)^T$ means there are quadrilaterals with the given data. By Lemma 20, we also know the quadrilaterals are simple. Therefore the quadrilaterals are geometrically suitable for tilings. \square

7.2 Single Degree 3 Vertex

In this section, we assume the tiling has only one degree 3 vertex. Up to the exchange of (α, δ) with (β, γ) , the only degree 3 vertex is $\alpha^3, \alpha\beta^2, \alpha\gamma^2, \alpha\delta^2, \alpha\gamma\delta$.

All propositions still implicitly assume $\alpha \neq \beta, \gamma \neq \delta, \alpha \neq \gamma, \beta \neq \delta$. In the proof, we will omit mentioning the parity lemma, which says the total number of γ, δ at any vertex is even. We will also omit mentioning the angle sum (3.6) for quadrilateral, and its consequence $\alpha + \beta + \gamma + \delta > 2\pi$.

Proposition 44. *Tiling of the sphere by congruent almost equilateral quadrilaterals, such that α^3 is the only degree 3 vertex, is the $a = b$ reduction of $Q_{\square}P_6$.*

Proof. By Lemma 10, we know $f \geq 24$.

By the only degree 3 vertex α^3 , we know γ, δ do not appear at degree 3 vertices. By Lemma 9 (and the parity lemma), we know one of $\gamma^4, \gamma^3\delta, \gamma^2\delta^2, \gamma\delta^3, \delta^4$ is a vertex. By the balance lemma, we know $\gamma^2 \cdots, \delta^2 \cdots$ are always vertices. Therefore $\gamma, \delta < \pi$.

Case. α^3, γ^4 are vertices

The angle sums of α^3, γ^4 (and the angle sum for quadrilateral) imply

$$\alpha = \frac{2}{3}\pi, \beta + \delta = \left(\frac{5}{6} + \frac{4}{f}\right)\pi, \gamma = \frac{1}{2}\pi.$$

By $\alpha > \gamma$ and Lemma 15, we get $\beta > \delta$. This implies $3\beta + 2\delta > \frac{5}{2}(\beta + \delta) > 2\pi$.

By the only degree 3 vertex α^3 , we know β, δ do not appear at degree 3 vertices. Then by Lemma 9, we know one of $\alpha\beta^3, \beta^4, \alpha\beta\delta^2, \beta^2\gamma\delta, \beta^2\delta^2, \gamma\delta^3, \delta^4, \beta^5, \beta^3\delta^2, \beta\delta^4$ is a vertex. By γ^4 and $\gamma \neq \delta$, we know $\gamma\delta^3, \delta^4$ are not vertices. By $\beta > \delta$ and $3\beta + 2\delta > 2\pi$, we know $\beta^5, \beta^3\delta^2$ are not vertices. The angle sum of one of $\alpha\beta^3, \beta^4, \alpha\beta\delta^2, \beta^2\gamma\delta, \beta^2\delta^2, \beta\delta^4$, and the angle sums of α^3, γ^4 , imply the following, including (3.8).

- $\alpha\beta^3$: $\alpha = \frac{2}{3}\pi, \beta = \frac{4}{9}\pi, \gamma = \frac{1}{2}\pi, \delta = \left(\frac{7}{18} + \frac{4}{f}\right)\pi.$
 $\sin \frac{1}{3}\pi \sin\left(\frac{1}{6} + \frac{4}{f}\right)\pi = \sin \frac{2}{9}\pi \sin \frac{1}{6}\pi.$
- β^4 : $\alpha = \frac{2}{3}\pi, \beta = \frac{1}{2}\pi, \gamma = \frac{1}{2}\pi, \delta = \left(\frac{1}{3} + \frac{4}{f}\right)\pi.$
 $\sin \frac{1}{3}\pi \sin\left(\frac{1}{12} + \frac{4}{f}\right)\pi = \sin \frac{1}{4}\pi \sin \frac{1}{6}\pi.$
- $\alpha\beta\delta^2$: $\alpha = \frac{2}{3}\pi, \beta = \left(\frac{1}{3} + \frac{8}{f}\right)\pi, \gamma = \frac{1}{2}\pi, \delta = \left(\frac{1}{2} - \frac{4}{f}\right)\pi.$
 $\sin \frac{1}{3}\pi \sin\left(\frac{1}{3} - \frac{8}{f}\right)\pi = \sin\left(\frac{1}{6} + \frac{4}{f}\right)\pi \sin \frac{1}{6}\pi.$

- $\beta^2\gamma\delta$: $\alpha = \frac{2}{3}\pi$, $\beta = (\frac{2}{3} - \frac{4}{f})\pi$, $\gamma = \frac{1}{2}\pi$, $\delta = (\frac{1}{6} + \frac{8}{f})\pi$.
 $\sin \frac{1}{3}\pi \sin(\frac{10}{f} - \frac{1}{6})\pi = \sin(\frac{1}{3} - \frac{2}{f})\pi \sin \frac{1}{6}\pi$.
- $\beta^2\delta^2$: $\alpha = \frac{2}{3}\pi$, $\beta + \delta = \pi$, $\gamma = \frac{1}{2}\pi$, $f = 24$.
 $\sin \frac{1}{3}\pi \sin(\pi - \frac{3}{2}\beta) = \sin \frac{1}{2}\beta \sin \frac{1}{6}\pi$.
- $\beta\delta^4$: $\alpha = \frac{2}{3}\pi$, $\beta = (\frac{4}{9} + \frac{16}{3f})\pi$, $\gamma = \frac{1}{2}\pi$, $\delta = (\frac{7}{18} - \frac{4}{3f})\pi$.
 $\sin \frac{1}{3}\pi \sin(\frac{1}{6} - \frac{4}{f})\pi = \sin(\frac{2}{9} + \frac{8}{3f})\pi \sin \frac{1}{6}\pi$.

All equations except the one for $\beta^2\delta^2$ have no solution for even $f \geq 24$. The solution for $\beta^2\delta^2$ is $\beta = 0.5677\pi$. Then we use approximate angle values to get all the vertices

$$\text{AVC} = \{\alpha^3, \beta^2\delta^2, \gamma^4\}.$$

The AAD $|\beta\gamma^\delta|^\delta|\gamma^\beta|^\beta|\gamma^\delta|^\delta|\gamma^\beta|$ of γ^4 determines the center four tiles in Figure 61 that we denote by $n(\gamma^4)$. Then $\beta^2 \dots = \beta^2\delta^2$, $\delta^2 \dots = \beta^2\delta^2$, and $\alpha \dots = \alpha^3$ determine the first layer of eight tiles around the center tiles. Then $\gamma^2 \dots = \gamma^4$ determines the second layer of another eight tiles. Then $\beta^2 \dots = \beta^2\delta^2$, $\delta^2 \dots = \beta^2\delta^2$, and $\alpha^2 \dots = \alpha^3$ determine the last four tiles. The four neighborhood tilings $n(\gamma^4)$ form six faces of a cube, and the tiling is (the $a = b$ reduction of) the quadrilateral subdivision $Q_{\square}P_6$ of this cube.

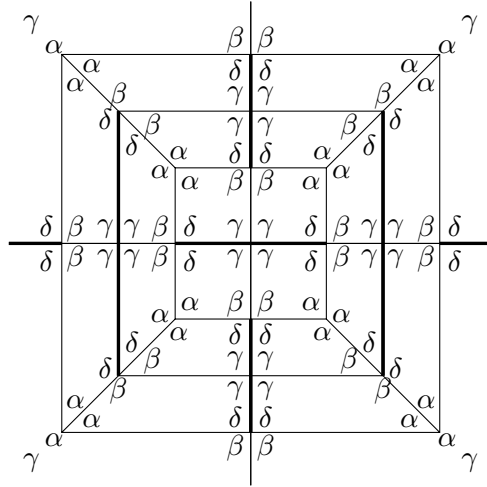


Figure 61: Proposition 44: Tiling for $\{\alpha^3, \beta^2\delta^2, \gamma^4\}$.

The tiling in Figure 61 is derived from the equation $\sin \frac{1}{3}\pi \sin(\pi - \frac{3}{2}\beta) = \sin \frac{1}{2}\beta \sin \frac{1}{6}\pi$. By $\beta < \pi$, the equation implies

$$\cos \beta = \frac{1}{2\sqrt{3}}(1 - \sqrt{3}), \quad \beta < \pi.$$

Then we substitute the precise values into (3.9), and find

$$\cos a = \frac{1}{\sqrt{5-2\sqrt{3}}}, \quad a < \pi.$$

Then we substitute into (3.12) and use $K = Y(b)^T$ to determine b . The calculation shows $a + b = \frac{1}{2}\pi$, which can also be obtained by a simple geometric argument. Then by Lemma 20, the quadrilateral is geometrically suitable for tiling.

Case. $\alpha^3, \gamma^3\delta$ are vertices

The angle sums of $\alpha^3, \gamma^3\delta$ imply

$$\alpha = \frac{2}{3}\pi, \quad \gamma = (\frac{1}{3} - \frac{2}{f})\pi + \frac{1}{2}\beta, \quad \delta = (1 + \frac{6}{f})\pi - \frac{3}{2}\beta.$$

We have $3\beta + 2\delta = (2 + \frac{12}{f})\pi > 2\pi$.

If $\alpha < \beta$, then $\gamma - \delta = 2\beta - (\frac{2}{3} + \frac{8}{f})\pi > 2\alpha - (\frac{2}{3} + \frac{8}{f})\pi = (\frac{2}{3} - \frac{8}{f})\pi > 0$. By Lemma 16, this is a contradiction, and we get $\alpha > \beta$ and $\gamma > \delta$. Then by $\gamma < (\frac{1}{3} - \frac{2}{f})\pi + \frac{1}{2}\alpha < \alpha$ and Lemma 15, we get $\beta > \delta$. Then by $3\beta + 2\delta > 2\pi$, we get $\beta > \frac{2}{5}\pi$. Then $\alpha + \beta > \pi$ and $2\gamma = (\frac{2}{3} - \frac{4}{f})\pi + \beta > \alpha$. By Lemma 19, this implies $\beta < 2\delta$.

The AAD $\mathbf{I}^\delta \gamma^\beta \mathbf{I}^\alpha \delta \gamma \mathbf{I}$ at $\gamma^3\delta$ implies $\alpha\beta \cdots$ is a vertex. By the only degree 3 vertex α^3 , the vertex has degree ≥ 4 . If $\alpha\beta \cdots$ is a b -vertex, then by $\gamma > \delta$ (and $\alpha + \beta + \gamma + \delta > 2\pi$), the vertex has no γ . Then by $\alpha + \beta + 4\delta > \alpha + 2\beta + 2\delta > 3\beta + 2\delta > 2\pi$, we get $\alpha\beta \cdots = \alpha\beta\delta^2$. If $\alpha\beta \cdots$ is a \hat{b} -vertex, then by $\alpha > \beta$, and $\alpha + \beta > \pi$, and $\alpha + 4\beta > 3\beta + 2\delta > 2\pi$, we get $\alpha\beta \cdots = \alpha^2\beta, \alpha\beta^2, \alpha\beta^3$. By α^3 and $\alpha > \beta$, we know $\alpha^2\beta, \alpha\beta^2$ are not vertices. The angle sum of one of $\alpha\beta^3, \alpha\beta\delta^2$ further implies the following, including (3.8).

- $\alpha\beta^3$: $\alpha = \frac{2}{3}\pi, \beta = \frac{4}{9}\pi, \gamma = (\frac{5}{9} - \frac{2}{f})\pi, \delta = (\frac{1}{3} + \frac{6}{f})\pi$.
 $\sin \frac{1}{3}\pi \sin(\frac{1}{9} + \frac{6}{f})\pi = \sin \frac{2}{9}\pi \sin(\frac{2}{9} - \frac{2}{f})\pi$.
- $\alpha\beta\delta^2$: $\alpha = \frac{2}{3}\pi, \beta = (\frac{1}{3} + \frac{6}{f})\pi, \gamma = (\frac{1}{2} + \frac{1}{f})\pi, \delta = (\frac{1}{2} - \frac{3}{f})\pi$.
 $\sin \frac{1}{3}\pi \sin(\frac{1}{3} - \frac{6}{f})\pi = \sin(\frac{1}{6} + \frac{3}{f})\pi \sin(\frac{1}{6} + \frac{1}{f})\pi$.

The equations have no solution for even $f \geq 24$.

Case. $\alpha^3, \gamma^2\delta^2$ are vertices

The angle sums of $\alpha^3, \gamma^2\delta^2$ imply

$$\alpha = \frac{2}{3}\pi, \beta = (\frac{1}{3} + \frac{4}{f})\pi, \gamma + \delta = \pi.$$

We have $\alpha > \beta$. By Lemma 16, this implies $\gamma > \delta$.

By $\gamma > \delta$, we get $R(\gamma^2) < R(\gamma\delta) < \alpha + \beta$. By $\beta < \alpha < 2\beta$ and the only degree 3 vertex α^3 , this implies that, if the remainders have no γ, δ , then we get $\gamma^2 \cdots = \beta^2\gamma^2$ and $\gamma\delta \cdots = \beta^2\gamma\delta$. By $\gamma^2\delta^2$ and $\beta \neq \delta$, we know $\beta^2\gamma^2$ is not a vertex. Therefore $R(\gamma^2)$ has γ, δ . Then by $\gamma^2\delta^2$, and $\gamma > \delta$, we get $\gamma^2 \cdots = \gamma^2\delta^2$. This implies the number of γ is always no more than the number of δ at all the vertices. Then by the counting lemma, we know every vertex has the same number of γ and δ . Therefore $\beta^2\gamma\delta, \gamma^2\delta^2$ are all the b -vertices.

The possible AADs $|\beta\alpha^\delta|^\beta|\alpha^\delta|^\beta|\alpha^\delta|$ and $|\beta\alpha^\delta|^\beta|\alpha^\delta|^\delta|\alpha^\beta|$ of α^3 imply $\beta\delta \cdots = \beta^2\gamma\delta$ is a vertex. The angle sum of $\beta^2\gamma\delta$ further implies

$$\alpha = \frac{2}{3}\pi, \beta = \frac{1}{2}\pi, \gamma + \delta = \pi, f = 24.$$

Then we use the only b -vertices $\gamma^2\delta^2, \beta^2\gamma\delta$ to get all the vertices

$$\text{AVC} = \{\alpha^3, \beta^4, \beta^2\gamma\delta, \gamma^2\delta^2\}.$$

By $\alpha \cdots = \alpha^3$, the AAD of $\beta^2\gamma\delta$ is $|\gamma\delta^\alpha|^\alpha|\beta\gamma|^\beta|\beta\gamma^\delta|$. This implies $\alpha\beta \cdots$ or $\alpha\gamma \cdots$ is a vertex, a contradiction.

Case. $\alpha^3, \gamma\delta^3$ are vertices

The angle sums of $\alpha^3, \gamma\delta^3$ imply

$$\alpha = \frac{2}{3}\pi, \gamma = (1 + \frac{6}{f})\pi - \frac{3}{2}\beta, \delta = (\frac{1}{3} - \frac{2}{f})\pi + \frac{1}{2}\beta.$$

By $\gamma\delta^3$, we get $\delta < \frac{2}{3}\pi$. By $\gamma > 0$, we get $\beta < (\frac{2}{3} + \frac{4}{f})\pi < \pi$.

By Lemma 14, we get $\gamma + \pi > \alpha + \delta$. This implies $\beta < (\frac{1}{2} + \frac{4}{f})\pi \leq \alpha$. Then by Lemma 16, we get $\gamma > \delta$. This implies $\beta < (\frac{1}{3} + \frac{4}{f})\pi$, and $\delta - \beta = (\frac{1}{3} - \frac{2}{f})\pi - \frac{1}{2}\beta > (\frac{1}{6} - \frac{4}{f})\pi \geq 0$. Then by Lemma 15, we get $\alpha < \gamma$.

We know $\gamma^2 \cdots$ is a vertex. By $\gamma\delta^3$ and $\gamma > \delta$, we know $R(\gamma^2)$ has no γ, δ . By α^3 and $\alpha < \gamma$, we know $R(\gamma^2)$ has no α . Then by $3\beta + 2\gamma = (2 + \frac{12}{f})\pi > 2\pi$,

and the only degree 3 vertex α^3 , we get $\gamma^2 \cdots = \beta^2 \gamma^2$. The angle sum of $\beta^2 \gamma^2$ further implies the following, including (3.8).

$$\begin{aligned} \beta^2 \gamma^2: \alpha &= \frac{2}{3}\pi, \beta = \frac{12}{f}\pi, \gamma = (1 - \frac{12}{f})\pi, \delta = (\frac{1}{3} + \frac{4}{f})\pi. \\ \sin \frac{1}{3}\pi \sin(\frac{1}{3} - \frac{2}{f})\pi &= \sin \frac{6}{f}\pi \sin(\frac{2}{3} - \frac{12}{f})\pi. \end{aligned}$$

The equation has no solution for even $f \geq 24$.

Case. α^3, δ^4 are vertices

The angle sums of α^3, δ^4 imply

$$\alpha = \frac{2}{3}\pi, \beta + \gamma = (\frac{5}{6} + \frac{4}{f})\pi, \delta = \frac{1}{2}\pi.$$

By $\beta < \pi = 2\delta$ and Lemma 19, we get $\alpha < 2\gamma$. This implies $\gamma > \frac{1}{3}\pi$. Then by $\beta + \gamma = (\frac{5}{6} + \frac{4}{f})\pi \leq \pi$, we get $\beta \leq \pi - \gamma < \alpha$. By Lemma 16, this implies $\gamma > \delta$. Then by $\beta + \gamma \leq \pi = 2\delta$, we get $\beta < \delta$. By Lemma 15, this implies $\alpha < \gamma$.

By the only degree 3 vertex α^3 , we know $\gamma \cdots = \gamma^2 \cdots, \gamma \delta \cdots$ has degree ≥ 4 . By δ^4 and $\gamma > \delta$, we get $R(\gamma^2) < R(\gamma \delta) < \alpha + \beta$, and the remainders have no γ, δ . Then by $\alpha > \beta$, we get $\gamma \cdots = \beta^k \gamma^2, \beta^k \gamma \delta$, with $k \geq 2$. By applying the counting lemma to β, γ , this implies $\beta \cdots = \gamma \cdots = \beta^2 \gamma^2$. Then $\beta \delta \cdots$ is not a vertex, contradicting the AAD of α^3 . \square

Proposition 45. *Tilings of the sphere by congruent almost equilateral quadrilaterals, such that $\alpha\beta^2$ is the only degree 3 vertex, are $S_{16\Box 4}$ and $S_{36\Box 5}$.*

Proof. By Lemma 11, we know $f \geq 16$. By $\alpha\beta^2$, we know $\beta < \pi$, and $\alpha + 2\gamma + 2\delta = 2(\alpha + \beta + \gamma + \delta) - (\alpha + 2\beta) = (2 + \frac{8}{f})\pi > 2\pi$.

By the only degree 3 vertex $\alpha\beta^2$, we know γ, δ do not appear at degree 3 vertices. By Lemma 9, we know one of $\gamma^4, \gamma^3\delta, \gamma^2\delta^2, \gamma\delta^3, \delta^4$ is a vertex. By the balance lemma, we know $\gamma^2 \cdots, \delta^2 \cdots$ are always vertices. Therefore $\gamma, \delta < \pi$.

Case. $\alpha\beta^2, \gamma^4$ are vertices

By γ^4 and $\alpha + 2\gamma + 2\delta = (2 + \frac{8}{f})\pi$, we get $\alpha + 2\delta = (1 + \frac{8}{f})\pi > \pi$.

Suppose $\alpha < \beta$ and $\gamma < \delta$. By the only degree 3 vertex α^3 , we know $\delta \cdots = \delta^2 \cdots, \gamma \delta \cdots$ has degree ≥ 4 . By γ^4 and $\gamma < \delta$, we get $R(\delta^2) <$

$R(\gamma\delta) < \alpha + \beta$, and the remainders have no γ, δ . Then by $\alpha < \beta$, we get $\delta \cdots = \alpha^k \gamma \delta, \alpha^k \delta^2$, with $k \geq 2$. By $\alpha\beta^2$, we get a contradiction by applying the counting lemma to α, δ .

By Lemma 16, therefore, we have $\alpha > \beta$ and $\gamma > \delta$. By $\alpha\beta^2$ and $\alpha > \beta$, we know $R(\alpha^2)$ has no α, β . Then by $\gamma > \delta$, and $2\alpha + \gamma + \delta > \alpha + \beta + \gamma + \delta > 2\pi$, and $\alpha + 2\delta > \pi$, we get $\alpha^2 \cdots = \alpha^2 \delta^2$. The angle sum of $\alpha^2 \delta^2$ further implies the following, including (3.8).

$$\begin{aligned} \alpha^2 \delta^2: \alpha &= (1 - \frac{8}{f})\pi, \beta = (\frac{1}{2} + \frac{4}{f})\pi, \gamma = \frac{1}{2}\pi, \delta = \frac{8}{f}\pi. \\ \sin(\frac{1}{2} - \frac{4}{f})\pi \sin(\frac{6}{f} - \frac{1}{4})\pi &= \sin(\frac{1}{4} + \frac{2}{f})\pi \sin \frac{4}{f}\pi. \end{aligned}$$

Since the equation has no solution for even $f \geq 16$, we know $\alpha^2 \cdots$ is not a vertex.

By γ^4 and Lemma 21, there is a vertex with δ^2 -fan. By no $\alpha^2 \cdots$ and Lemma 22, a δ^2 -fan has a single α , and a vertex has at most one δ^2 -fan. Then by the only degree 3 vertex $\alpha\beta^2$, the δ^2 -fan is $\mathbf{|\delta|\alpha|\delta|}$, $\mathbf{|\delta|\alpha|\beta|\delta|}$, and the vertex is a single δ^2 -fan combined with $\gamma\delta$ -fans and γ^2 -fans without α , and has degree ≥ 4 . By $\alpha + 2\gamma + 2\delta > 2\pi$, a vertex with $\mathbf{|\delta|\alpha|\delta|}$ is the fan combined with a single $\mathbf{|\gamma|\delta|}$, which is $\alpha\gamma\delta^3$. Moreover, a vertex with $\mathbf{|\delta|\alpha|\beta|\delta|}$ is the fan itself, which is $\alpha\beta\delta^2$. The angle sum of one of $\alpha\beta\delta^2, \alpha\gamma\delta^3$, and the angle sums of $\alpha\beta^2, \gamma^4$, imply the following, including (3.8).

- $\alpha\beta\delta^2$: $\alpha = \frac{16}{f}\pi, \beta = (1 - \frac{8}{f})\pi, \gamma = \frac{1}{2}\pi, \delta = (\frac{1}{2} - \frac{4}{f})\pi.$
 $0 = \sin(\frac{1}{2} - \frac{4}{f})\pi \sin(\frac{1}{2} - \frac{8}{f})\pi.$
- $\alpha\gamma\delta^3$: $\alpha = \frac{24}{f}\pi, \beta = (1 - \frac{12}{f})\pi, \gamma = \frac{1}{2}\pi, \delta = (\frac{1}{2} - \frac{8}{f})\pi.$
 $-\sin \frac{12}{f}\pi \sin \frac{2}{f}\pi = \sin(\frac{1}{2} - \frac{6}{f})\pi \sin(\frac{1}{2} - \frac{12}{f})\pi.$

The solution for even $f \geq 16$ is $f = 16$ for both cases. For $\alpha\beta\delta^2, f = 16$ implies the angle values in (7.1). The earlier proof shows there is no tiling. For $\alpha\gamma\delta^3, f = 16$ implies $\delta = 0$, a contradiction.

Case. $\alpha\beta^2, \delta^4$ are vertices

By δ^4 and $\alpha + 2\gamma + 2\delta = (2 + \frac{8}{f})\pi$, we get $\delta = \frac{1}{2}\pi$ and $\alpha + 2\gamma = (1 + \frac{8}{f})\pi > \pi$.

If $\alpha > \beta$ and $\gamma > \delta$, then $\beta < \alpha < (1 + \frac{8}{f})\pi - 2\delta = \frac{8}{f}\pi \leq \frac{1}{2}\pi$. This implies $\alpha\beta^2$ is not a vertex, a contradiction. By Lemma 16, therefore, we have $\alpha < \beta$ and $\gamma < \delta$.

By $\alpha\beta^2$ and $\alpha < \beta$, we get $\frac{2}{3}\pi < \beta < \pi$. By $\delta = \frac{1}{2}\pi$, this implies $\delta < \beta < 2\delta$. By Lemmas 15 and 19, this implies $\gamma < \alpha < 2\gamma$. Then $4\gamma > \alpha + 2\gamma > \pi$.

By the only degree 3 vertex $\alpha\beta^2$, we know $\delta \cdots = \gamma\delta \cdots, \delta^2 \cdots$ has degree ≥ 4 . By $\gamma < \delta$, we get $R(\beta\delta^2) < R(\beta\gamma\delta) < \alpha < \beta, 2\gamma, 2\delta$. This implies $\beta\delta \cdots$ is not a vertex.

We have the AAD $|\beta\alpha^\delta|\beta| = |\beta\alpha^\delta|^\alpha\beta^\gamma|, |\beta\alpha^\delta|^\gamma\beta^\alpha|$ at the only degree 3 vertex $\alpha\beta^2$. This implies one of $\alpha\delta \cdots, \gamma\delta \cdots$ is a vertex of degree ≥ 4 . By no $\beta\delta \cdots$, the vertex is $\alpha\delta^2 \cdots, \alpha\gamma\delta \cdots, \gamma^k\delta^l (k, l \geq 1)$, with no β in $R(\alpha\delta^2)$, and no β, δ in $R(\alpha\gamma\delta)$. By $\alpha + 2\gamma + 2\delta > 2\pi$, we get $R(\alpha\delta^2) < 2\gamma < 2\alpha, 2\delta$. This implies $\alpha\delta^2 \cdots = \alpha^2\delta^2$. By $R(\alpha\gamma\delta) < \beta < \pi < \alpha + 2\gamma < 3\alpha, 4\gamma$, we get $\alpha\gamma\delta \cdots = \alpha^2\gamma\delta, \alpha^3\gamma\delta, \alpha\gamma^3\delta$. By $\frac{1}{4}\pi < \gamma < \delta = \frac{1}{2}\pi$, for $k, l \geq 1$, we get $\gamma^k\delta^l = \gamma^5\delta$.

The angle sum of one of $\alpha^2\delta^2, \alpha^2\gamma\delta, \alpha^3\gamma\delta, \alpha\gamma^3\delta, \gamma^5\delta$, and the angle sums of $\alpha\beta^2, \delta^4$, imply the following, including (3.8).

- $\alpha^2\delta^2$: $\alpha = \frac{1}{2}\pi, \beta = \frac{3}{4}\pi, \gamma = (\frac{1}{4} + \frac{4}{f})\pi, \delta = \frac{1}{2}\pi$.
 $\sin \frac{1}{4}\pi \sin \frac{1}{8}\pi = \sin \frac{3}{8}\pi \sin \frac{4}{f}\pi$.
- $\alpha^2\gamma\delta$: $\alpha = (\frac{2}{3} - \frac{8}{3f})\pi, \beta = (\frac{2}{3} + \frac{4}{3f})\pi, \gamma = (\frac{1}{6} + \frac{16}{3f})\pi, \delta = \frac{1}{2}\pi$.
 $\sin(\frac{1}{3} - \frac{4}{3f})\pi \sin(\frac{1}{6} - \frac{2}{3f})\pi = \sin(\frac{1}{3} + \frac{2}{3f})\pi \sin(\frac{20}{3f} - \frac{1}{6})\pi$.
- $\alpha^3\gamma\delta$: $\alpha = (\frac{2}{5} - \frac{8}{5f})\pi, \beta = (\frac{4}{5} + \frac{4}{5f})\pi, \gamma = (\frac{3}{10} + \frac{24}{5f})\pi, \delta = \frac{1}{2}\pi$.
 $\sin(\frac{1}{5} - \frac{4}{5f})\pi \sin(\frac{1}{10} - \frac{2}{5f})\pi = \sin(\frac{2}{5} + \frac{2}{5f})\pi \sin(\frac{1}{10} + \frac{28}{5f})\pi$.
- $\alpha\gamma^3\delta$: $\alpha = \frac{24}{f}\pi, \beta = (1 - \frac{12}{f})\pi, \gamma = (\frac{1}{2} - \frac{8}{f})\pi, \delta = \frac{1}{2}\pi$.
 $\sin \frac{12}{f}\pi \sin \frac{6}{f}\pi = \sin(\frac{1}{2} - \frac{6}{f})\pi \sin(\frac{1}{2} - \frac{20}{f})\pi$.
- $\gamma^5\delta$: $\alpha = (\frac{2}{5} + \frac{8}{f})\pi, \beta = (\frac{4}{5} - \frac{4}{f})\pi, \gamma = \frac{3}{10}\pi, \delta = \frac{1}{2}\pi$.
 $\sin(\frac{1}{5} + \frac{4}{f})\pi \sin(\frac{1}{10} + \frac{2}{f})\pi = \sin(\frac{2}{5} - \frac{2}{f})\pi \sin(\frac{1}{10} - \frac{4}{f})\pi$.

The equations have no solution for even $f \geq 16$.

Case. $\alpha\beta^2, \gamma^2\delta^2$ are vertices

The angle sums of $\alpha\beta^2, \gamma^2\delta^2$ imply

$$\alpha = \frac{8}{f}\pi, \beta = (1 - \frac{4}{f})\pi, \gamma + \delta = \pi.$$

We have $\alpha < \beta$. By Lemma 16, this implies $\gamma < \delta$.

By $\gamma < \delta$, we get $R(\delta^2) < R(\gamma\delta) < \alpha + \beta$. By $\alpha < \beta$ and the only degree 3 vertex $\alpha\beta^2$, this implies that, if the remainders have no γ, δ , then we get $\gamma\delta \cdots = \alpha^k\gamma\delta$ and $\delta^2 \cdots = \alpha^k\delta^2$, with $k \geq 2$.

By $\gamma^2\delta^2$, and $\gamma < \delta$, a vertex with strictly fewer γ than δ is $\delta^2 \cdots$, with no γ, δ in the remainder. Therefore the vertex is $\alpha^k\delta^2$. This implies $\alpha + \delta \leq \pi$. On the other hand, $\alpha\beta^2$ implies $\alpha + \beta > \pi$. Therefore $\beta > \delta$. Then by Lemma 15, we get $\alpha > \gamma$. This implies $\gamma + \delta < \alpha + \delta \leq \pi$, contradicting $\gamma + \delta = \pi$.

By applying the counting lemma to γ, δ , therefore, we have the same number of γ, δ at any vertex. By $\gamma^2\delta^2$, this means b -vertices are $\gamma^2\delta^2$ and $\gamma\delta \cdots$ with no γ, δ in the remainder. We know this $\gamma\delta \cdots = \alpha^k\gamma\delta$ ($k \geq 2$). Moreover, by $\alpha\beta^2$ and $\alpha < \beta$, the \hat{b} -vertices are $\alpha\beta^2, \alpha^k, \alpha^k\beta$. We conclude the list of vertices

$$\text{AVC} = \{\alpha\beta^2, \gamma^2\delta^2, \alpha^k, \alpha^k\beta, \alpha^k\gamma\delta\}.$$

The AVC implies $|\gamma\beta^\alpha|\alpha\beta^\gamma| \cdots = \alpha\beta^2 = |\alpha\beta^\gamma|\beta\alpha^\delta|\gamma\beta^\alpha|$. Since this contradicts no $\beta\gamma \cdots$ in the AVC, we do not have the AAD $|\gamma\beta^\alpha|\alpha\beta^\gamma|$. This implies no $|\delta\alpha^\beta|\beta\alpha^\delta|$. The AVC also implies no $\beta\delta \cdots$, and therefore no $|\beta\alpha^\delta|\beta\alpha^\delta|$. Then we get the unique AAD $|\beta\alpha^\delta|\delta\alpha^\beta|$, which implies no consecutive $\alpha\alpha\alpha$. Then by the only degree 3 vertex $\alpha\beta^2$, we know $\alpha^k, \alpha^k\beta$ are not vertices, and $k = 2$ in $\alpha^k\gamma\delta$. We get the updated list of vertices

$$\text{AVC} = \{\alpha\beta^2, \gamma^2\delta^2, \alpha^2\gamma\delta\}.$$

By no $\beta\delta \cdots$, we get the AAD $|\delta\gamma^\beta|\beta\alpha^\delta|\delta\alpha^\beta|\alpha\delta\gamma|$ of $\alpha^2\gamma\delta$. This determines T_1, T_2, T_3, T_4 in Figure 62. Then $\delta_3\delta_4 \cdots = \gamma^2\delta^2$ determines T_5, T_6 . Then $\beta_2\beta_3 \cdots = \alpha\beta^2$ and no $\beta\gamma\delta \cdots$ determine T_7 . Then $\gamma_3\delta_5\delta_7 \cdots = \gamma^2\delta^2$ determines T_8 . Then $\beta_5\beta_6 \cdots = \alpha_5\beta_8 \cdots = \alpha\beta^2$ determines T_9 . Then the AAD of $\alpha_8\gamma_9 \cdots = \alpha^2\gamma\delta$ determines T_{10}, T_{11} . Then $\gamma_7\delta_8\delta_{10} \cdots = \gamma^2\delta^2$ determines T_{12} . Then we may apply the argument starting with $\alpha_3\alpha_4\gamma_2\delta_1$ to $\alpha_{12}\gamma_1\delta_2 \cdots = \alpha^2\gamma\delta$ and get the rest of the tiles. We get the sporadic tiling $S_{16\Box 4}$.

Geometry of Quadrilateral

The tiling $S_{16\Box 4}$ satisfies

$$\alpha = \frac{1}{2}\pi, \beta = \frac{3}{4}\pi, \gamma + \delta = \pi.$$

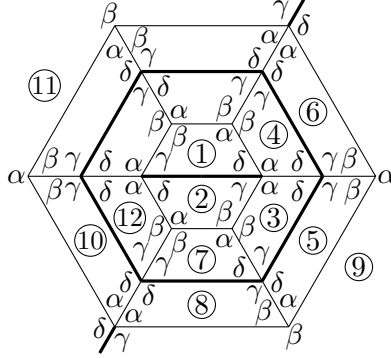


Figure 62: Proposition 45: Tiling for $\{\alpha\beta^2, \gamma^2\delta^2, \alpha^2\gamma\delta\}$.

By $\gamma < \delta$ and (3.8), we find γ is determined by

$$\tan \gamma = 2 + \sqrt{2}, \quad \gamma < \frac{1}{2}\pi.$$

This gives precise values of the other angles. Then we substitute the precise values into (3.9), and get $\cos a = \frac{1}{\sqrt{2}}$. Therefore $a = \frac{1}{4}\pi$. Then we substitute into (3.12) and use $K = Y(b)^T$ to find b is determined by

$$\cos b = \frac{1}{4}(2\sqrt{2} - 1), \quad b < \pi.$$

We get the following approximate values

$$\alpha = \frac{1}{2}\pi, \quad \beta = \frac{3}{4}\pi, \quad \gamma = 0.4093\pi, \quad \delta = 0.5906\pi, \quad a = \frac{1}{4}\pi, \quad b = 0.3488\pi.$$

By Lemma 20, the quadrilateral is geometrically suitable for tiling.

Case. $\alpha\beta^2, \gamma^3\delta$ are vertices

The angle sums of $\alpha\beta^2, \gamma^3\delta$ imply

$$\alpha = \left(\frac{2}{3} + \frac{8}{f}\right)\pi - \frac{4}{3}\delta, \quad \beta = \left(\frac{2}{3} - \frac{4}{f}\right)\pi + \frac{2}{3}\delta, \quad \gamma = \frac{2}{3}\pi - \frac{1}{3}\delta.$$

By $\delta < \pi$, we get $\beta - \delta = \left(\frac{2}{3} - \frac{4}{f}\right)\pi - \frac{1}{3}\delta > 0$. By Lemma 15, this implies $\alpha > \gamma$, which means $\delta < \frac{8}{f}\pi \leq \frac{1}{2}\pi$. Then by $\gamma - \delta = \frac{2}{3}\pi - \frac{4}{3}\delta > 0$ and Lemma 16, we get $\alpha > \beta$, which means $\delta < \frac{6}{f}\pi$. By $2\gamma - \alpha = \left(\frac{2}{3} - \frac{8}{f}\right)\pi + \frac{2}{3}\delta > 0$ and

Lemma 19, we also get $\beta < 2\delta$, which means $\delta > (\frac{1}{2} - \frac{3}{f})\pi$. Combined with $\delta < \frac{6}{f}\pi$, we get $f < 18$. This implies $f = 16$, and we have

$$\alpha = \frac{7}{6}\pi - \frac{4}{3}\delta, \quad \beta = \frac{5}{12}\pi + \frac{2}{3}\delta, \quad \gamma = \frac{2}{3}\pi - \frac{1}{3}\delta.$$

By $\delta < \frac{6}{16}\pi = \frac{3}{8}\pi$, we get $\alpha + \delta = \frac{7}{6}\pi - \frac{1}{3}\delta > \pi$.

By $\alpha\beta^2$ and the counting lemma, we know there is a vertex with strictly more α than β . By $f = 16$ and the first part of Lemma 11, we know the vertex has degree 4. By $\alpha\beta^2$ and $\alpha > \beta$, the vertex has one or two α , and has no β . Therefore the vertex is $\alpha^2\gamma^2, \alpha^2\gamma\delta, \alpha^2\delta^2$. However, by $\gamma > \delta$ and $\alpha + \delta > \pi$, none of these can be a vertex.

Case. $\alpha\beta^2, \gamma\delta^3$ are vertices

The angle sums of $\alpha\beta^2, \gamma\delta^3$ imply

$$\alpha = (\frac{2}{3} + \frac{8}{f})\pi - \frac{4}{3}\gamma, \quad \beta = (\frac{2}{3} - \frac{4}{f})\pi + \frac{2}{3}\gamma, \quad \delta = \frac{2}{3}\pi - \frac{1}{3}\gamma.$$

We have $\gamma + \delta > \beta$, and $2\alpha + \beta + 2\gamma = (2 + \frac{12}{f})\pi > 2\pi$, and $3\alpha + 4\gamma = (2 + \frac{24}{f})\pi > 2\pi$.

If $\alpha > \beta$, then we get $\gamma < \frac{6}{f}\pi$. This implies $\delta - \gamma = \frac{2}{3}\pi - \frac{4}{3}\gamma > 0$, contradicting Lemma 16. Therefore we have $\alpha < \beta$ and $\gamma < \delta$. By $\alpha < \beta$, we get $\gamma > \frac{6}{f}\pi$. This implies $\beta - \delta = \gamma - \frac{4}{f}\pi > 0$. We also have $\beta < \gamma + \delta < 2\delta$. Then by Lemmas 15 and 19, we get $\gamma < \alpha < 2\gamma$.

First, we study $\beta \cdots$. Besides $\alpha\beta^2$, the vertex $\beta \cdots$ has degree ≥ 4 .

By $\alpha\beta^2$ and $\alpha < \beta, 2\gamma, 2\delta$, we get $\beta^2 \cdots = \alpha\beta^2$, and a \hat{b} -vertex $\beta \cdots$ is $\alpha\beta^2, \alpha^k\beta$. By $4\alpha + \beta > 2\alpha + \beta + 2\gamma > 2\pi$, we get $\alpha^k\beta = \alpha^3\beta$.

By $\beta^2 \cdots = \alpha\beta^2$, a b -vertex $\beta \cdots$ is $\beta\gamma^2 \cdots, \beta\delta^2 \cdots, \beta\gamma\delta \cdots$, with no β in the remainders. By $\gamma < \delta$, we get $R(\beta\delta^2) < R(\beta\gamma\delta) < \alpha < 2\gamma, 2\delta$. This implies $\beta\delta \cdots = \beta\delta^2 \cdots, \beta\gamma\delta \cdots$ is not a vertex. By $2\alpha + \beta + 2\gamma > 2\pi$, we get $R(\beta\gamma^2) < 2\alpha < \alpha + 2\gamma, 4\gamma$. This implies $\beta\gamma^2 \cdots = \alpha\beta\gamma^2, \beta\gamma^4$. Combining all the discussions, we get $\beta \cdots = \alpha\beta^2, \alpha^3\beta, \alpha\beta\gamma^2, \beta\gamma^4$.

By no $\beta\delta \cdots$, the AAD implies no α^k for odd k , and no consecutive $\gamma\alpha\gamma$.

The angle sum of one of $\alpha^3\beta, \alpha\beta\gamma^2, \beta\gamma^4$, and the angle sums of $\alpha\beta^2, \gamma\delta^3$, imply the following, including (3.8).

- $\alpha^3\beta$: $\alpha = \frac{2}{5}\pi, \beta = \frac{4}{5}\pi, \gamma = (\frac{1}{5} + \frac{6}{f})\pi, \delta = (\frac{3}{5} - \frac{2}{f})\pi.$
 $\sin \frac{1}{5}\pi \sin(\frac{1}{5} - \frac{2}{f})\pi = \sin \frac{2}{5}\pi \sin \frac{6}{f}\pi.$

- $\alpha\beta\gamma^2$: $\alpha = \frac{12}{f}\pi$, $\beta = (1 - \frac{6}{f})\pi$, $\gamma = (\frac{1}{2} - \frac{3}{f})\pi$, $\delta = (\frac{1}{2} + \frac{1}{f})\pi$.
 $\sin \frac{6}{f}\pi \sin \frac{4}{f}\pi = \sin(\frac{1}{2} - \frac{3}{f})\pi \sin(\frac{1}{2} - \frac{9}{f})\pi$.
- $\beta\gamma^4$: $\alpha = (\frac{2}{7} + \frac{48}{7f})\pi$, $\beta = (\frac{6}{7} - \frac{24}{7f})\pi$, $\gamma = (\frac{2}{7} + \frac{6}{7f})\pi$, $\delta = (\frac{4}{7} - \frac{2}{7f})\pi$.
 $\sin(\frac{1}{7} + \frac{24}{7f})\pi \sin(\frac{1}{7} + \frac{10}{7f})\pi = \sin(\frac{3}{7} - \frac{12}{7f})\pi \sin(\frac{1}{7} - \frac{18}{7f})\pi$.

The solutions for even $f \geq 16$ are the following. We also calculate all the possible vertices satisfying the parity lemma.

$$\begin{aligned} \alpha\beta\gamma^2: \alpha &= \frac{1}{2}\pi, \beta = \frac{3}{4}\pi, \gamma = \frac{3}{8}\pi, \delta = \frac{13}{24}\pi, f = 24. \\ \text{AVC} &= \{\alpha\beta^2, \gamma\delta^3, \alpha^4, \alpha\beta\gamma^2\}. \\ \alpha^3\beta/\beta\gamma^4: \alpha &= \frac{2}{5}\pi, \beta = \frac{4}{5}\pi, \gamma = \frac{3}{10}\pi, \delta = \frac{17}{30}\pi, f = 60. \\ \text{AVC} &= \{\alpha\beta^2, \gamma\delta^3, \alpha^3\beta, \alpha^2\gamma^4, \beta\gamma^4\}. \end{aligned}$$

We remark that $\alpha\gamma^4$ for $f = 24$ is excluded by no consecutive $\gamma\alpha\gamma$, and α^5 for $f = 60$ is excluded by no α^k for odd k .

For $f = 24$, by no $\alpha\delta\cdots, \beta\delta\cdots$, we get the AAD $|\delta\gamma^\beta|^\beta\alpha^\delta|\gamma\beta^\alpha|^\beta\gamma^\delta|$ of $\alpha\beta\gamma^2$. This determines T_1, T_2, T_3 in Figure 63. Then $\beta_1\beta_2\cdots = \alpha\beta^2$ and no $\alpha\delta\cdots$ determine T_4 . Then $\gamma_2\delta_4\cdots = \gamma_3\delta_2\cdots = \gamma\delta^3$ implies two δ in a tile, a contradiction.

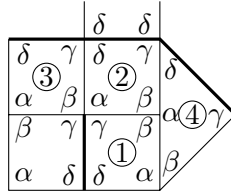


Figure 63: Proposition 45: Vertex $\alpha\beta\gamma^2$.

For $f = 60$, the AAD $|\delta\gamma^\beta|^\beta\gamma^\delta|$ of $|\gamma|\gamma|$ implies a vertex $|\alpha\beta^\gamma|^\gamma\beta^\alpha|\cdots = \alpha\beta^2 = |\gamma\beta^\alpha|^\beta\alpha^\delta|\alpha\beta\gamma|$, contradicting no $\alpha\delta\cdots$. Therefore $\gamma|\gamma\cdots$ is not a vertex. Combined with no consecutive $\gamma\alpha\gamma$, we know $\alpha^2\gamma^4, \beta\gamma^4$ are not vertices. Therefore the AVC is reduced to $\{\alpha\beta^2, \gamma\delta^3, \alpha^3\beta\}$. Applying the counting lemma to γ, δ , we get a contradiction.

We conclude $\alpha^3\beta, \alpha\beta\gamma^2, \beta\gamma^4$ are not vertices, and $\beta\cdots = \alpha\beta^2$.

The AAD $|\delta\alpha^\beta|^\beta\alpha^\delta|$ implies a vertex $|\gamma\beta^\alpha|^\beta\alpha^\delta|\cdots = \alpha\beta^2 = |\alpha\beta^\gamma|^\beta\alpha^\delta|\gamma\beta^\alpha|$, contradicting no $\beta\gamma\cdots$. By no $\beta\delta\cdots$, we also know there is no $|\delta\alpha^\beta|^\beta\alpha^\delta|$. Therefore the AAD of $|\alpha|\alpha|$ is $|\beta\alpha^\delta|^\delta\alpha^\beta|$. This implies no consecutive $\alpha\alpha\alpha$. We also recall there is no consecutive $\gamma\alpha\gamma$.

By $\beta \cdots = \alpha\beta^2$ and the counting lemma, there is a vertex $\alpha \cdots$ without β . The vertex has degree ≥ 4 . By no consecutive $\alpha\alpha\alpha$, the vertex is not α^k . Therefore it is a b -vertex.

By $\alpha + 2\gamma + 2\delta > 2\pi$, we get $R(\alpha\delta^2) < 2\gamma < 2\alpha, 2\delta$. This implies $\alpha\delta^2 \cdots = \alpha^2\delta^2$. Therefore a b -vertex $\alpha \cdots = \alpha^2\delta^2, \alpha^k\gamma^l, \alpha^k\gamma^l\delta$. By no consecutive $\alpha\alpha\alpha, \gamma\alpha\gamma$, we know $\alpha^k\gamma^l$ is a combination of some γ^2 -fans $\mathbf{|\gamma|\alpha|\alpha|\alpha|\gamma|}, \mathbf{|\gamma|\gamma|}$, and $\alpha^k\gamma^l\delta$ is a combination of one of $\mathbf{|\gamma|\alpha|\alpha|\alpha|\delta|}, \mathbf{|\gamma|\alpha|\delta|}, \mathbf{|\gamma|\delta|}$, and some γ^2 -fans $\mathbf{|\gamma|\alpha|\alpha|\alpha|\gamma|}, \mathbf{|\gamma|\gamma|}$.

If $\alpha^2\gamma^2$ is a vertex, then we get $\gamma = (\frac{24}{f} - 1)\pi$. By $2\gamma - \alpha = (\frac{72}{f} - 4)\pi > 0$, we get $f < 18$. Therefore $f = 16$, and $\beta = \frac{3}{4}\pi$. This implies $\alpha = \frac{1}{2}\pi = \gamma$, a contradiction. Then by $3\alpha + 4\gamma > 2\pi$ and no $\alpha^2\gamma^2$, we know $\alpha^k\gamma^l$ is a combination of one $\mathbf{|\gamma|\alpha|\alpha|\alpha|\gamma|}$ with at least one $\mathbf{|\gamma|\gamma|}$. The AAD $\mathbf{|\delta\gamma^\beta|\beta\gamma^\delta|}$ of $\mathbf{|\gamma|\gamma|}$ implies a vertex $|\alpha\beta^\gamma|\gamma\beta^\alpha| \cdots = \alpha\beta^2 = |\gamma\beta^\alpha|\beta\alpha^\delta|\alpha\beta^\gamma|$. This further implies a vertex $\alpha\delta \cdots = \alpha^2\delta^2, \alpha^k\gamma^l\delta$.

By $\alpha + 5\gamma + \delta > 2\alpha + 3\gamma + \delta > 2\pi$, we know $\mathbf{|\gamma|\alpha|\alpha|\alpha|\delta|}$ cannot be combined with $\mathbf{|\gamma|\alpha|\alpha|\alpha|\gamma|}$ or $\mathbf{|\gamma|\gamma|}$, and $\mathbf{|\gamma|\alpha|\delta|}$ must be combined with a single $\mathbf{|\gamma|\gamma|}$, and $\mathbf{|\gamma|\delta|}$ cannot be combined with $\mathbf{|\gamma|\alpha|\alpha|\alpha|\gamma|}$. Therefore $\alpha^k\gamma^l\delta = \alpha^2\gamma\delta, \alpha\gamma^3\delta$.

The angle sum of one of $\alpha^2\gamma\delta, \alpha^2\delta^2, \alpha\gamma^3\delta$, and the angle sums of $\alpha\beta^2, \gamma\delta^3$, imply the following, including (3.8).

- $\alpha^2\gamma\delta$: $\alpha = (\frac{2}{3} - \frac{8}{3f})\pi$, $\beta = (\frac{2}{3} + \frac{4}{3f})\pi$, $\gamma = \frac{8}{f}\pi$, $\delta = (\frac{2}{3} - \frac{8}{3f})\pi$.
 $\sin(\frac{1}{3} - \frac{4}{3f})\pi \sin(\frac{1}{3} - \frac{10}{3f})\pi = \sin(\frac{1}{3} + \frac{2}{3f})\pi \sin(\frac{28}{3f} - \frac{1}{3})\pi$.
- $\alpha^2\delta^2$: $\alpha = (\frac{2}{5} + \frac{8}{5f})\pi$, $\beta = (\frac{4}{5} - \frac{4}{5f})\pi$, $\gamma = (\frac{1}{5} + \frac{24}{5f})\pi$, $\delta = (\frac{3}{5} - \frac{8}{5f})\pi$.
 $\sin(\frac{1}{5} + \frac{4}{5f})\pi \sin(\frac{1}{5} - \frac{6}{5f})\pi = \sin(\frac{2}{5} - \frac{2}{5f})\pi \sin \frac{4}{f}\pi$.
- $\alpha\gamma^3\delta$: $\alpha = \frac{16}{f}\pi$, $\beta = (1 - \frac{8}{f})\pi$, $\gamma = (\frac{1}{2} - \frac{6}{f})\pi$, $\delta = (\frac{1}{2} + \frac{2}{f})\pi$.
 $\sin \frac{8}{f}\pi \sin \frac{6}{f}\pi = \sin(\frac{1}{2} - \frac{4}{f})\pi \sin(\frac{1}{2} - \frac{14}{f})\pi$.

The solutions for even $f \geq 16$ are the following. We also calculate all the possible vertices satisfying the parity lemma.

$$\begin{aligned} \alpha^2\gamma\delta: \alpha &= \frac{8}{15}\pi, \beta = \frac{11}{15}\pi, \gamma = \frac{2}{5}\pi, \delta = \frac{8}{15}\pi, f = 20. \\ \text{AVC} &= \{\alpha\beta^2, \gamma\delta^3, \alpha^2\gamma\delta\}. \\ \alpha^2\delta^2/\alpha\gamma^3\delta: \alpha &= \frac{4}{9}\pi, \beta = \frac{7}{9}\pi, \gamma = \frac{1}{3}\pi, \delta = \frac{5}{9}\pi, f = 36. \\ \text{AVC} &= \{\alpha\beta^2, \gamma\delta^3, \alpha^2\delta^2, \alpha\gamma^3\delta, \gamma^6\}. \end{aligned}$$

For $f = 20$, we get a contradiction by applying the counting lemma to γ, δ .

For $f = 36$, by no $\beta\delta\cdots$ and no consecutive $\gamma\alpha\gamma$, we know the AAD of $\alpha\gamma^3\delta$ is $\mathbf{I}^\delta\gamma^\beta|\beta|\alpha^\delta|\alpha\delta\gamma|\mathbf{I}^\delta\gamma^\beta|\beta|\gamma^\delta\mathbf{I}$. Moreover, the AAD $|\beta|\alpha^\delta|\beta|\alpha^\beta\mathbf{I}$ of $|\alpha|\alpha|\alpha|$ implies the AAD $\mathbf{I}^\gamma\delta^\alpha|\beta|\alpha^\delta|\beta|\alpha^\beta|\alpha\delta\gamma\mathbf{I}$ of $\alpha^2\delta^2$. The AADs of $\gamma\delta^3, \gamma^6$ are the combinations of $\mathbf{I}^\delta\gamma^\beta|\alpha\delta\gamma\mathbf{I}$ and $\mathbf{I}^\delta\gamma^\beta|\beta|\gamma^\delta\mathbf{I}$. The AADs determine the tiles around the vertices.

The AAD of $\gamma\delta^3$ determines T_1, T_2, T_3, T_4 in Figure 64. Then $\alpha_1\alpha_3\cdots = \alpha^2\delta^2$ determines T_5, T_6 . Then $\alpha_2\beta_4\cdots = \alpha_5\beta_3\cdots = \alpha_6\beta_1\cdots = \alpha\beta^2$ and no $\beta\gamma\cdots$ determine T_9, T_8, T_7 . Then $\gamma_3\gamma_8\delta_4\cdots = \alpha\gamma^3\delta$ determines T_{10}, T_{11} . Then $\beta_{10}\beta_{11}\cdots = \alpha\beta^2$ and no $\beta\gamma\cdots$ determine T_{12} , and $\alpha_4\gamma_9\delta_{11}\cdots = \alpha\gamma^3\delta$ determines T_{13}, T_{14} . Then $\gamma_{11}\delta_{12}\delta_{14}\cdots = \gamma\delta^3$ determines T_{15} . Then $\alpha_{14}\alpha_{15}\cdots = \alpha\delta^2$ determines T_{16}, T_{17} . We have $\alpha_9\beta_2\cdots = \alpha_{13}\beta_{16}\cdots = \alpha\beta^2$ and $\delta_9\delta_{13}\cdots = \alpha^2\delta^2, \gamma\delta^3$. If $\delta_9\delta_{13}\cdots = \gamma\delta^3$, then we find β, δ adjacent in a tile, a contradiction. Therefore $\delta_9\delta_{13}\cdots = \alpha^2\delta^2$, which determines T_{18}, T_{19} . Then $\gamma_1\gamma_2\gamma_7\gamma_{18}\cdots = \gamma^6$ determines T_{20}, T_{21} . Then $\delta_{18}\delta_{19}\delta_{20}\cdots = \gamma\delta^3$ determines T_{22} . We may repeat the argument with $T_{18}, T_{20}, T_{19}, T_{22}$ in place of T_1, T_2, T_3, T_4 . One more repetition of the argument gives the tiling $S_{36\Box}5$.




Figure 64: Proposition 45: Tiling for $\{\alpha\beta^2, \gamma\delta^3, \alpha^2\delta^2, \alpha\gamma^3\delta, \gamma^6\}$.

Geometry of Quadrilateral

For the tiling $S_{36\Box}5$, we already know all the angle values. Then we use the same routine for $S_{16\Box}4$ to find

$$\begin{aligned}\cos a &= \frac{4}{\sqrt{3}} \sin \frac{2}{9}\pi - \sqrt{3} \tan \frac{1}{9}\pi, \quad a < \pi, \\ \cos b &= \frac{2}{3}(1 - \cos \frac{2}{9}\pi)(1 + 4 \cos \frac{2}{9}\pi) - \frac{1}{\sqrt{3}}(1 - 2 \cos \frac{2}{9}\pi) \cot \frac{4}{9}\pi, \quad b < \pi.\end{aligned}$$

We note that $\cos a$ and $\cos b$ are the largest (and the only positive) roots of $3t^3 + 27t^2 - 3t - 19$ and $9t^3 + 9t^2 - 9t - 1$. We get the approximate values

$a = 0.1741\pi$ and $b = 0.2584\pi$. Then by Lemma 20, the quadrilateral is geometrically suitable for tiling. \square

Proposition 46. *Tilings of the sphere by congruent almost equilateral quadrilaterals, such that $\alpha\gamma^2$ is the only degree 3 vertex, are $S_{16\square}2$, $S_{16\square}3$, $FS_{16\square}3$.*

Proof. By Lemma 11, we know $f \geq 16$. By $\alpha\gamma^2$ and the balance lemma, we know $\delta^2 \cdots$ is a vertex. Therefore $\gamma, \delta < \pi$. By $\alpha\gamma^2$, we get $\alpha + 2\beta + 2\delta = 2(\alpha + \beta + \gamma + \delta) - (\alpha + 2\gamma) = (2 + \frac{8}{f})\pi > 2\pi$.

By the only degree 3 vertex $\alpha\gamma^2$, we know β, δ do not appear at degree 3 vertices. By Lemma 9, we know one of $\alpha\beta^3, \beta^4, \alpha\beta\delta^2, \beta^2\gamma\delta, \beta^2\delta^2, \gamma\delta^3, \delta^4, \beta^5, \beta^3\delta^2, \beta\delta^4$ is a vertex.

Case. $\alpha\gamma^2, \alpha\beta\delta^2$ are vertices

The angle sums of $\alpha\gamma^2, \alpha\beta\delta^2$ imply

$$\alpha = 2\pi - 2\gamma, \beta = \frac{8}{f}\pi, \delta = \gamma - \frac{4}{f}\pi. \quad (7.3)$$

We have $\gamma > \delta$. By Lemma 16, this implies $\alpha > \beta$. By $\alpha\beta\delta^2$ and $\alpha > \beta$, we get $\alpha + \delta > \pi > \beta + \delta$. Therefore $\delta < \pi - \beta = (1 - \frac{8}{f})\pi$ and $\gamma < (1 - \frac{4}{f})\pi$.

By Lemma 15, we may further divide the discussion into the case $\alpha > \gamma$ and $\beta > \delta$, and the case $\alpha < \gamma$ and $\beta < \delta$.

Subcase. $\alpha > \gamma$ and $\beta > \delta$

By $\alpha\gamma^2$ and $\alpha > \gamma$, we get $\alpha > \frac{2}{3}\pi > \gamma$. By $\alpha\beta\delta^2$ and $\alpha > \beta$, we get $R(\alpha^2) < R(\alpha\beta) = 2\delta$. Then by $\delta < \alpha, \beta, \gamma$, and the only degree 3 vertex $\alpha\gamma^2$, we know $\alpha^2 \cdots$ is not a vertex, and $\alpha\beta \cdots = \alpha\beta\delta^2$. By the only degree 3 vertex $\alpha\gamma^2$ again, this implies $\alpha \cdots = \alpha\gamma^2, \alpha\beta\delta^2, \alpha\gamma\delta^k (k \geq 3), \alpha\delta^k (k \geq 4)$. Then we get

$$\begin{aligned} f = \#\alpha &= \#\alpha\gamma^2 + \#\alpha\beta\delta^2 + \#\alpha\gamma\delta^k + \#\alpha\delta^k \\ &\geq \#\alpha\gamma^2 + \#\alpha\beta\delta^2 = \frac{1}{2}\#\gamma + \frac{1}{2}\#\delta = f. \end{aligned}$$

Since both sides are equal, we know $\alpha\gamma\delta^k (k \geq 3), \alpha\delta^k (k \geq 4)$ are not vertices, and $\alpha\gamma^2, \alpha\beta\delta^2$ are the only vertices with α, γ, δ . Then we get the list of vertices

$$\text{AVC} = \{\alpha\gamma^2, \alpha\beta\delta^2, \beta^k\}. \quad (7.4)$$

Next we find the tiling for the AVC (7.4). By no $\alpha^2 \cdots$, we get the AAD $|\alpha\beta\gamma|^\alpha|\alpha\beta\gamma| \cdots |\alpha\beta\gamma|$ of β^k . The AAD $|\alpha\beta\gamma|^\alpha|\alpha\beta\gamma|$ determines T_1, T_2 in Figure 65. Then $\alpha_1\gamma_2 \cdots = \alpha\gamma^2$ determines T_3 . Then $\beta_3\delta_1 \cdots = \alpha\beta\delta^2$ determines T_4 and gives α_5 . There are two ways of arranging T_5 , given by the two pictures. In the first picture, $\alpha_3\beta_5 \cdots = \alpha\beta\delta^2$ determines T_6, T_7 . Then $\alpha_7\gamma_5 \cdots = \alpha\gamma^2$ determines T_8 . In the second picture, $\alpha_4\beta_5 \cdots = \alpha\beta\delta^2$ determines T_6, T_7 . Then $\alpha_7\gamma_5 \cdots = \alpha\gamma^2$ determines T_8 .

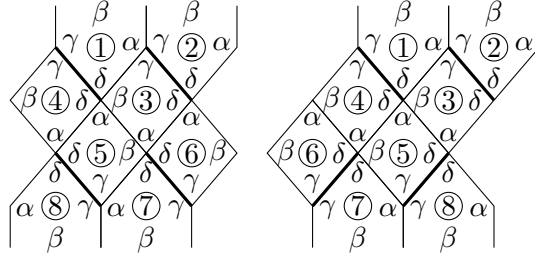


Figure 65: Proposition 46: Tilings for $\{\alpha\gamma^2, \alpha\beta\delta^2, \beta^k\}$.

The argument can be applied to any pair $|\alpha\beta\gamma|^\alpha|\alpha\beta\gamma|$ in β^k . Moreover, the choice of the arrangement of T_5 implies the same choice of the arrangement of T_6 . Therefore we get two earth map tilings. We also note that T_1, T_2, T_3, T_4 and their extensions form the upper half of the earth map tiling, and T_5, T_6, T_7, T_8 and their extensions form the lower half of the earth map tiling. The two earth map tilings have the same upper half, and the lower half of the second is the horizontal flip of the lower half of the first.

Subcase. $\alpha < \gamma$ and $\beta < \delta$

By $\alpha\gamma^2$ and $\alpha < \gamma$, we get $\alpha < \frac{2}{3}\pi < \gamma$. This implies $\gamma + \delta = 2\gamma - \frac{4}{f}\pi > (\frac{4}{3} - \frac{4}{f})\pi > \pi$. By $\alpha\gamma^2$, this implies $\alpha < 2\delta$. Moreover, by Lemma 14, we get $(1 + \frac{8}{f})\pi = \beta + \pi > \gamma + \delta > (\frac{4}{3} - \frac{4}{f})\pi$. This implies $f < 36$. Then $3\beta = \frac{24}{f}\pi > \frac{2}{3}\pi > \alpha$.

A b -vertex is $\gamma^2 \cdots, \gamma\delta \cdots, \delta^2 \cdots$, and we may assume the remainders of $\gamma\delta \cdots, \delta^2 \cdots$ have no γ . Moreover, the only degree 3 vertex $\alpha\gamma^2$ implies $\gamma\delta \cdots, \delta^2 \cdots$ have degree ≥ 4 .

By $\alpha\gamma^2$, we get $R(\gamma^2) = \alpha < 3\beta, \gamma, 2\delta$. This implies $\gamma^2 \cdots = \alpha\gamma^2, \beta^2\gamma^2$. By $\alpha\beta\delta^2$ and $\gamma > \delta$, we get $R(\gamma\delta) < R(\delta^2) = \alpha + \beta$. Then by $\alpha < 2\delta$, and $\beta < \alpha < 3\beta$, and $\beta < \delta$, and degree ≥ 4 , this implies $\gamma\delta \cdots, \delta^2 \cdots$ (with no

γ in the remainders) are $\alpha\beta\delta^2, \beta^2\gamma\delta, \beta^3\gamma\delta, \beta^2\delta^2, \beta^3\delta^2, \gamma\delta^3, \delta^4$. By $\beta + \delta < \pi$, we know $\beta^2\delta^2$ is actually not a vertex.

The angle sum of one of $\beta^2\gamma^2, \beta^2\gamma\delta, \beta^3\gamma\delta, \beta^3\delta^2, \gamma\delta^3, \delta^4$, and the angle sums of $\alpha\gamma^2, \alpha\beta\delta^2$, imply the following, including (3.8).

- $\beta^2\gamma^2/\beta^3\delta^2$: $\alpha = \frac{16}{f}\pi, \beta = \frac{8}{f}\pi, \gamma = (1 - \frac{8}{f})\pi, \delta = (1 - \frac{12}{f})\pi$.
 $\sin \frac{8}{f}\pi \sin(1 - \frac{16}{f})\pi = \sin \frac{4}{f}\pi \sin(1 - \frac{16}{f})\pi$.
- $\beta^2\gamma\delta$: $\alpha = \frac{12}{f}\pi, \beta = \frac{8}{f}\pi, \gamma = (1 - \frac{6}{f})\pi, \delta = (1 - \frac{10}{f})\pi$.
 $\sin \frac{6}{f}\pi \sin(1 - \frac{14}{f})\pi = \sin \frac{4}{f}\pi \sin(1 - \frac{12}{f})\pi$.
- $\beta^3\gamma\delta$: $\alpha = \frac{20}{f}\pi, \beta = \frac{8}{f}\pi, \gamma = (1 - \frac{10}{f})\pi, \delta = (1 - \frac{14}{f})\pi$.
 $\sin \frac{10}{f}\pi \sin(1 - \frac{18}{f})\pi = \sin \frac{4}{f}\pi \sin(1 - \frac{20}{f})\pi$.
- $\gamma\delta^3$: $\alpha = (1 - \frac{6}{f})\pi, \beta = \frac{8}{f}\pi, \gamma = (\frac{1}{2} + \frac{3}{f})\pi, \delta = (\frac{1}{2} - \frac{1}{f})\pi$.
 $\sin(\frac{1}{2} - \frac{3}{f})\pi \sin(\frac{1}{2} - \frac{5}{f})\pi = \sin \frac{4}{f}\pi \sin \frac{6}{f}\pi$.
- δ^4 : $\alpha = (1 - \frac{8}{f})\pi, \beta = \frac{8}{f}\pi, \gamma = (\frac{1}{2} + \frac{4}{f})\pi, \delta = \frac{1}{2}\pi$.
 $\sin(\frac{1}{2} - \frac{4}{f})\pi \sin(\frac{1}{2} - \frac{4}{f})\pi = \sin \frac{4}{f}\pi \sin \frac{8}{f}\pi$.

The only solutions for even $f \geq 16$ are $f = 16$ for $\beta^2\gamma^2$ and $\beta^3\delta^2$, and $f = 18$ for $\beta^2\gamma\delta$ and $\gamma\delta^3$. However, $f = 16$ implies $\alpha > \gamma$, and $f = 18$ implies $\alpha = \gamma$. Both are contradictions.

Therefore $\alpha\gamma^2, \alpha\beta\delta^2$ are the only b -vertices. This implies

$$f = \frac{1}{2}\#\gamma + \frac{1}{2}\#\delta = \#\alpha\gamma^2 + \#\alpha\beta\delta^2 \leq \#\alpha = f.$$

Since both sides are equal, we find $\alpha\gamma^2, \alpha\beta\delta^2$ are the only vertices with α, γ, δ . Then we get the same AVC (7.4), and two earth map tilings in Figure 65.

Geometry of Quadrilateral

The angles in the tilings in Figure 65 satisfy (7.3). Substituting (7.3) into (3.8) and using $\gamma < \pi$, we get

$$\cos \frac{8}{f}\pi \sin \gamma = 2 \sin \frac{4}{f}\pi (\cos \frac{4}{f}\pi - 1) \cos \gamma. \quad (7.5)$$

For $f > 16$, this implies $\gamma > \frac{1}{2}\pi$. Then by $\alpha\gamma^2$, we get $\alpha < \pi$. By Lemma 14, we get $\beta + \pi > \gamma + \delta$. This means $\gamma < (\frac{1}{2} + \frac{6}{f})\pi$. Then (7.5) implies

$$\cos \frac{8}{f}\pi \cos \frac{6}{f}\pi < 2 \sin \frac{4}{f}\pi (1 - \cos \frac{4}{f}\pi) \sin \frac{6}{f}\pi.$$

The inequality implies $f < 20$. By the only degree 3 vertex $\alpha\gamma^2$ and the vertex $\beta^{\frac{f}{4}}$, we get $f = 16$. In other words, the tiling has four timezones. Then by $\gamma < \pi$ and (7.5), we get $\gamma = \frac{1}{2}\pi$, and

$$f = 16: \alpha = \pi, \beta = \gamma = \frac{1}{2}\pi, \delta = \frac{1}{4}\pi.$$

Therefore the quadrilateral is actually an isosceles triangle with top angle δ and base angles β, γ . This implies $a = \frac{1}{4}\pi$ and $b = \frac{1}{2}\pi$.

Figure 66 gives the two full tilings with four timezones. After exchanging (α, δ) with (β, γ) , the two earth map tilings become $S_{16\Box}3, FS_{16\Box}3$.

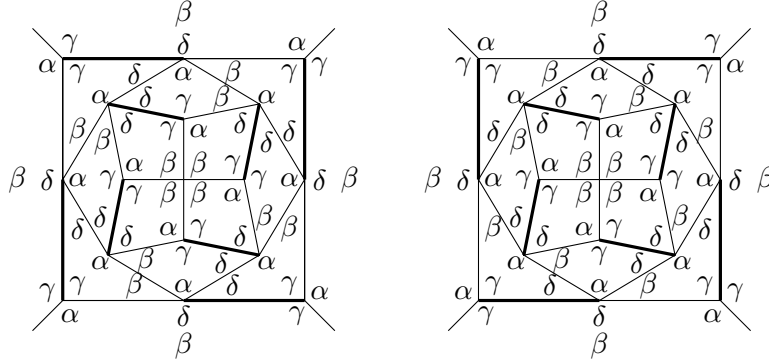


Figure 66: Proposition 46: Earth map tilings have only four timezones.

Case. $\alpha\gamma^2$ and one of $\alpha\beta^3, \beta^4, \beta^5$ are vertices

The angle sum of one of $\alpha\beta^3, \beta^4, \beta^5$, and the angle sum of $\alpha\gamma^2$, imply

$$\begin{aligned} \alpha\gamma^2, \alpha\beta^3: \alpha &= 2\pi - 2\gamma, \beta = \frac{2}{3}\gamma, \delta = \frac{1}{3}\gamma + \frac{4}{f}\pi. \\ \alpha\gamma^2, \beta^4: \alpha &= 2\pi - 2\gamma, \beta = \frac{1}{2}\pi, \delta = \gamma - (\frac{1}{2} - \frac{4}{f})\pi. \\ \alpha\gamma^2, \beta^5: \alpha &= 2\pi - 2\gamma, \beta = \frac{2}{5}\pi, \delta = \gamma - (\frac{2}{5} - \frac{4}{f})\pi. \end{aligned}$$

Suppose $\alpha < \beta$ and $\gamma < \delta$ in the $\alpha\beta^3$ case. Then $\gamma < \delta$ implies $\gamma < \frac{6}{f}\pi$, and we get $\beta + 2\gamma = \frac{8}{3}\gamma < \frac{16}{f}\pi \leq \pi$, contradicting Lemma 13. In the β^4 and β^5 cases, we already have $\gamma > \delta$. By Lemma 16, therefore, we have $\alpha > \beta$ and $\gamma > \delta$ in all three cases.

By the only degree 3 vertex $\alpha\gamma^2$, we know $k + l \geq 4$ in \hat{b} -vertex $\alpha^k\beta^l$. For $k \geq 1$, by $\alpha > \beta$, we get $\alpha^k\beta^l = \alpha\beta^3$ for the $\alpha\beta^3$ case, and no $\alpha^k\beta^l$ for the β^4

case, and $\alpha^k\beta^l = \alpha^4, \alpha^3\beta, \alpha^2\beta^2, \alpha\beta^3$ for the β^5 case. The angle sum of one of $\alpha^4, \alpha^3\beta, \alpha^2\beta^2$, and the angle sum of $\alpha\gamma^2, \beta^5$, imply the following, including (3.8).

- $\alpha\gamma^2, \beta^5, \alpha^4$: $\alpha = \frac{1}{2}\pi, \beta = \frac{2}{5}\pi, \gamma = \frac{3}{4}\pi, \delta = (\frac{7}{20} + \frac{4}{f})\pi$.
 $\sin \frac{1}{4}\pi \sin(\frac{3}{20} + \frac{4}{f})\pi = \sin \frac{1}{5}\pi \sin \frac{1}{2}\pi$.
- $\alpha\gamma^2, \beta^5, \alpha^3\beta$: $\alpha = \frac{8}{15}\pi, \beta = \frac{2}{5}\pi, \gamma = \frac{11}{15}\pi, \delta = (\frac{1}{3} + \frac{4}{f})\pi$.
 $\sin \frac{4}{15}\pi \sin(\frac{2}{15} + \frac{4}{f})\pi = \sin \frac{1}{5}\pi \sin \frac{7}{15}\pi$.
- $\alpha\gamma^2, \beta^5, \alpha^2\beta^2$: $\alpha = \frac{3}{5}\pi, \beta = \frac{2}{5}\pi, \gamma = \frac{7}{10}\pi, \delta = (\frac{3}{10} + \frac{4}{f})\pi$.
 $\sin \frac{3}{10}\pi \sin(\frac{1}{10} + \frac{4}{f})\pi = \sin \frac{1}{5}\pi \sin \frac{2}{5}\pi$.

The equations have no solution for even $f \geq 16$. Therefore a \hat{b} -vertex $\alpha \cdots$ is $\alpha\beta^3$ for the $\alpha\beta^3$ and β^5 cases, and there is no \hat{b} -vertex $\alpha \cdots$ for the β^4 case.

Therefore $\alpha^2 \cdots$ is a b -vertex. By Lemma 13, we get $\alpha + 2\delta > \pi$. Moreover, we have $2\alpha + \gamma + \delta > \alpha + \beta + \gamma + \delta > 2\pi$. Then by $\gamma > \delta$, we get $\alpha^2 \cdots = \alpha^2\delta^2 \cdots$, with no γ, δ in the remainder. Then by $\alpha > \beta$ and $2\alpha + \beta + 2\delta > \alpha + 2\beta + 2\delta > 2\pi$, we get $\alpha^2 \cdots = \alpha^2\delta^2$. The angle sum of $\alpha^2\delta^2$ further implies the following, including (3.8).

- $\alpha\gamma^2, \alpha\beta^3, \alpha^2\delta^2$: $\alpha = (\frac{4}{5} - \frac{24}{5f})\pi, \beta = (\frac{2}{5} + \frac{8}{5f})\pi, \gamma = (\frac{3}{5} + \frac{12}{5f})\pi, \delta = (\frac{1}{5} + \frac{24}{5f})\pi$.
 $\sin(\frac{2}{5} - \frac{12}{5f})\pi \sin \frac{4}{f}\pi = \sin(\frac{1}{5} + \frac{4}{5f})\pi \sin(\frac{1}{5} + \frac{24}{5f})\pi$.
- $\alpha\gamma^2, \beta^4, \alpha^2\delta^2$: $\alpha = (1 - \frac{8}{f})\pi, \beta = \frac{1}{2}\pi, \gamma = (\frac{1}{2} + \frac{4}{f})\pi, \delta = \frac{8}{f}\pi$.
 $\sin(\frac{1}{2} - \frac{4}{f})\pi \sin(\frac{8}{f} - \frac{1}{4})\pi = \sin \frac{1}{4}\pi \sin \frac{8}{f}\pi$.
- $\alpha\gamma^2, \beta^5, \alpha^2\delta^2$: $\alpha = (\frac{4}{5} - \frac{8}{f})\pi, \beta = \frac{2}{5}\pi, \gamma = (\frac{3}{5} + \frac{4}{f})\pi, \delta = (\frac{1}{5} + \frac{8}{f})\pi$.
 $\sin(\frac{2}{5} - \frac{4}{f})\pi \sin \frac{8}{f}\pi = \sin \frac{1}{5}\pi \sin(\frac{1}{5} + \frac{8}{f})\pi$.

The only solution for even $f \geq 16$ is $f = 20$ for $\alpha\gamma^2, \beta^5, \alpha^2\delta^2$. However, this implies $\alpha = \beta$, a contradiction. Therefore $\alpha^2 \cdots$ is not a vertex. By Lemma 22, this implies a δ^2 -fan has a single α .

By $\alpha\gamma^2$, and no $\alpha^2 \cdots$, and $\gamma > \delta$, and $\alpha + 2\beta + 2\delta > 2\pi$, a b -vertex $\alpha \cdots$ is $\alpha\gamma^2, \alpha\beta\delta^k, \alpha\gamma\delta^k, \alpha\delta^k$. By the only degree 3 vertex $\alpha\gamma^2$, we get $k \geq 3$ in $\alpha\gamma\delta^k$ and $k \geq 4$ in $\alpha\delta^k$. Since a δ^2 -fan has a single α , we know $\alpha\delta^k$ is not a vertex, and $\alpha\beta\delta^k = \alpha\beta\delta^2$, and $\alpha\gamma\delta^k = \alpha\gamma\delta^3$. Therefore a b -vertex $\alpha \cdots$ is $\alpha\gamma^2, \alpha\beta\delta^2, \alpha\gamma\delta^3$.

For the case $\alpha\beta^3$ is a vertex, we know $\alpha \cdots = \alpha\gamma^2, \alpha\beta^3, \alpha\beta\delta^2, \alpha\gamma\delta^3$. The angle sum of $\alpha\beta\delta^2$ further implies the following, including (3.8).

$$\begin{aligned}\alpha\gamma^2, \alpha\beta^3, \alpha\beta\delta^2: \alpha &= (2 - \frac{24}{f})\pi, \beta = \delta = \frac{8}{f}\pi, \gamma = \frac{12}{f}\pi. \\ \sin(1 - \frac{12}{f})\pi \sin \frac{4}{f}\pi &= \sin \frac{4}{f}\pi \sin(\frac{24}{f} - 1)\pi.\end{aligned}$$

The solution for even $f \geq 16$ is $f = 18$. However, this implies $\alpha = \gamma = \frac{2}{3}\pi$, a contradiction. Moreover, adding the angle sums of $\alpha\gamma^2, \alpha\beta^3, \alpha\gamma\delta^3$ together gives $3(\alpha + \beta + \gamma + \delta) = 6\pi$, a contradiction. Therefore $\alpha \cdots = \alpha\beta^3, \alpha\gamma^2$. Then we get

$$f = \#\alpha = \#\alpha\gamma^2 + \#\alpha\beta^3 \leq \frac{1}{2}\#\gamma + \frac{1}{3}\#\beta = \frac{1}{2}f + \frac{1}{3}f < f,$$

a contradiction.

For the case β^4 is a vertex, we know $\alpha \cdots = \alpha\gamma^2, \alpha\beta\delta^2, \alpha\gamma\delta^3$. Then we get

$$f = \#\alpha = \#\alpha\gamma^2 + \#\alpha\beta\delta^2 + \#\alpha\gamma\delta^3 \leq \frac{1}{2}\#\gamma + \frac{1}{2}\#\delta = f.$$

Since both sides are equal, we know $\alpha\gamma\delta^3$ is not a vertex, and $\alpha\gamma^2, \alpha\beta\delta^2$ are the only vertices with α, γ, δ . This implies the list of vertices

$$\text{AVC} = \{\alpha\gamma^2, \alpha\beta\delta^2, \beta^4\}.$$

This is the case $k = 4$ of the AVC (7.4). Then we get two earth map tilings in Figure 65 with four timezones. In other words, they are $S_{16\Box}3, FS_{16\Box}3$ in Figure 66.

For the case β^5 is a vertex, we know $\alpha \cdots = \alpha\gamma^2, \alpha\beta^3, \alpha\beta\delta^2, \alpha\gamma\delta^3$. Since we already proved $\alpha\beta^3$ is not a vertex, we get $\alpha \cdots = \alpha\gamma^2, \alpha\beta\delta^2, \alpha\gamma\delta^3$. This implies

$$f = \#\alpha = \#\alpha\gamma^2 + \#\alpha\beta\delta^2 + \#\alpha\gamma\delta^3 \leq \frac{1}{2}\#\gamma + \frac{1}{2}\#\delta = f.$$

Since both sides are equal, we get the list of vertices similar to the β^4 case

$$\text{AVC} = \{\alpha\gamma^2, \alpha\beta\delta^2, \beta^5\}.$$

This is the case $k = 5$ of the AVC (7.4). Then we get two earth map tilings in Figure 65 with five timezones. In fact, further geometrical argument shows the quadrilateral does not exist.

Case. $\alpha\gamma^2, \beta^2\delta^2$ are vertices

The angle sums of $\alpha\gamma^2, \beta^2\delta^2$ imply

$$\alpha = \frac{8}{f}\pi, \beta + \delta = \pi, \gamma = (1 - \frac{4}{f})\pi.$$

By Lemma 14, we get $\beta + \pi > \gamma + \delta$. This implies $\delta < (\frac{1}{2} + \frac{2}{f})\pi$. By $f \geq 16$, we get $\delta < \gamma$. Then by Lemma 16, we get $\frac{8}{f}\pi = \alpha > \beta = \pi - \delta > (\frac{1}{2} - \frac{2}{f})\pi$. This means $f < 20$, or $f = 16, 18$. Then we get the following, including (3.8).

$$\begin{aligned} f = 16: \alpha &= \frac{1}{2}\pi, \beta + \delta = \pi, \gamma = \frac{3}{4}\pi. \\ &\sin \frac{1}{4}\pi \sin(\pi - \frac{3}{2}\beta) = \sin \frac{1}{2}\beta \sin \frac{1}{2}\pi. \\ f = 18: \alpha &= \frac{4}{9}\pi, \beta + \delta = \pi, \gamma = \frac{7}{9}\pi. \\ &\sin \frac{2}{9}\pi \sin(\pi - \frac{3}{2}\beta) = \sin \frac{1}{2}\beta \sin \frac{5}{9}\pi. \end{aligned}$$

The solutions satisfying $0 < \beta < \pi$ are $\beta = 0.4335\pi$ for $f = 16$, and $\beta = 0.4142\pi$ for $f = 18$. Using the precise values of α, γ and approximate values of β, δ , we get $\text{AVC} = \{\alpha\gamma^2, \beta^2\delta^2, \alpha^4\}$ for $f = 16$, and $\text{AVC} = \{\alpha\gamma^2, \beta^2\delta^2\}$ for $f = 18$.

By applying the counting lemma to α, γ , we find no tiling for $f = 18$, and α^4 is a vertex for $f = 16$. By $\delta^2 \cdots = \beta^2\delta^2 = \delta|\delta \cdots$, we know $\delta|\delta \cdots$ is not a vertex. This implies the AAD of α^4 is $|\beta\alpha^\delta|\beta\alpha^\delta|\beta\alpha^\delta|\beta\alpha^\delta|$, which determines T_1, T_2, T_3, T_4 in Figure 67. Then $\beta_2\delta_1 \cdots = \beta^2\delta^2$ and $\gamma_2 \cdots = \alpha\gamma^2$ determine T_5, T_6 . Then $\alpha_5\gamma_6 \cdots = \alpha\gamma^2$ determines T_7 . Similar argument determines all the other tiles. We get the tiling $S_{16\Box}2$.

Geometry of Quadrilateral

The tiling $S_{16\Box}2$ satisfies

$$\alpha = \frac{1}{2}\pi, \beta + \delta = \pi, \gamma = \frac{3}{4}\pi.$$

Substituting into (3.8), we find β is determined by

$$\cos \beta = \frac{1}{2}(\sqrt{2} - 1), \quad \beta < \pi.$$

Then we substitute the precise values into (3.9) and (3.12), and use $K = Y(b)^T$ to get

$$\cos a = \sqrt{\frac{1}{\sqrt{7}}(2\sqrt{2} - 1)}, \quad \cos b = \sqrt{\frac{1}{\sqrt{7}}(22\sqrt{2} - 25)}, \quad a, b < \pi.$$

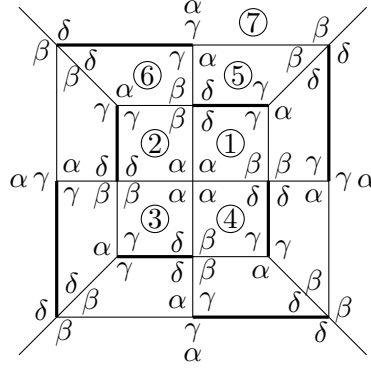


Figure 67: Proposition 46: Tiling for $\{\alpha\gamma^2, \beta^2\delta^2, \alpha^4\}$.

We get the following approximate values

$$\alpha = \frac{1}{2}\pi, \beta = 0.4335\pi, \gamma = \frac{3}{4}\pi, \delta = 0.5664\pi, a = 0.3292\pi, b = 0.1158\pi.$$

By Lemma 20, the quadrilateral is simple and suitable for tiling.

Case. $\alpha\gamma^2, \delta^4$ are vertices

The angle sums of $\alpha\gamma^2, \delta^4$ imply

$$\alpha = 2\pi - 2\gamma, \beta = \gamma - \left(\frac{1}{2} - \frac{4}{f}\right)\pi, \delta = \frac{1}{2}\pi.$$

If $\alpha < \beta$ and $\gamma < \delta$, then we get $\alpha < \beta < \delta - \left(\frac{1}{2} - \frac{4}{f}\right)\pi = \frac{4}{f}\pi$. Then by Lemma 13, we get $\pi < \alpha + 2\beta < \frac{12}{f}\pi$, contradicting $f \geq 16$. By Lemma 16, therefore, we get $\alpha > \beta$ and $\gamma > \delta$.

If $\alpha > \gamma$, then by $\alpha\gamma^2$, we get $\alpha > \frac{2}{3}\pi > \gamma$. By Lemma 15, this implies $\beta > \delta$, which means $\gamma > \left(1 - \frac{4}{f}\right)\pi \geq \frac{3}{4}\pi$, contradicting $\gamma < \frac{2}{3}\pi$. Therefore we have $\alpha < \gamma$. By Lemma 15, this implies $\beta < \delta$. By $\alpha\gamma^2$ and $\alpha < \gamma$, we get $\alpha < \frac{2}{3}\pi < \gamma$. This implies $\beta > \left(\frac{1}{6} + \frac{4}{f}\right)\pi > \frac{1}{6}\pi$, and $4\beta > \frac{2}{3}\pi > \alpha$.

The AAD $\mathbf{|\delta\gamma\beta|^\beta|\alpha^\delta|^\beta\gamma^\delta}$ of $\alpha\gamma^2$ implies $\beta\delta\cdots$ is a vertex. By $\gamma > \delta = \frac{1}{2}\pi$, we know $\beta\delta\cdots = \beta\gamma\delta\cdots, \beta\delta^2\cdots$, with no γ, δ in the remainders. We have $R(\beta\gamma\delta) < \alpha$. By $\alpha + 2\beta + 2\delta > 2\pi$, we get $R(\beta\delta^2) < \alpha + \beta$. Then by $\beta < \alpha < 4\beta$ and the only degree 3 vertex $\alpha\gamma^2$, the remainder estimations imply $\beta\delta\cdots = \alpha\beta\delta^2, \beta^2\gamma\delta, \beta^3\gamma\delta, \beta^4\gamma\delta, \beta^2\delta^2, \beta^3\delta^2, \beta^4\delta^2, \beta^5\delta^2$. We proved that the tilings with the only degree 3 vertex $\alpha\gamma^2$ and the vertex $\alpha\beta\delta^2$ has the

AVC $\{\alpha\gamma^2, \alpha\beta\delta^2, \beta^k\}$ (see (7.4) and Figure 65). We also proved that the tiling with the only degree 3 vertex $\alpha\gamma^2$ and the vertex $\beta^2\delta^2$ has the AVC $\{\alpha\gamma^2, \beta^2\delta^2, \alpha^4\}$ (see Figure 67). These tilings do not have δ^4 .

The angle sum of one of $\beta^2\gamma\delta, \beta^3\gamma\delta, \beta^4\gamma\delta, \beta^3\delta^2, \beta^4\delta^2, \beta^5\delta^2$, and the angle sums of $\alpha\gamma^2, \delta^4$, imply the following, including (3.8).

- $\beta^2\gamma\delta$: $\alpha = (\frac{1}{3} + \frac{16}{3f})\pi$, $\beta = (\frac{1}{3} + \frac{4}{3f})\pi$, $\gamma = (\frac{5}{6} - \frac{8}{3f})\pi$, $\delta = \frac{1}{2}\pi$.
 $\sin(\frac{1}{6} + \frac{8}{3f})\pi \sin(\frac{1}{3} - \frac{2}{3f})\pi = \sin(\frac{1}{6} + \frac{2}{3f})\pi \sin(\frac{2}{3} - \frac{16}{3f})\pi$.
- $\beta^3\gamma\delta$: $\alpha = (\frac{1}{2} + \frac{6}{f})\pi$, $\beta = (\frac{1}{4} + \frac{1}{f})\pi$, $\gamma = (\frac{3}{4} - \frac{3}{f})\pi$, $\delta = \frac{1}{2}\pi$.
 $\sin(\frac{1}{4} + \frac{3}{f})\pi \sin(\frac{3}{8} - \frac{1}{2f})\pi = \sin(\frac{1}{8} + \frac{1}{2f})\pi \sin(\frac{1}{2} - \frac{6}{f})\pi$.
- $\beta^4\gamma\delta$: $\alpha = (\frac{3}{5} + \frac{32}{5f})\pi$, $\beta = (\frac{1}{5} + \frac{4}{5f})\pi$, $\gamma = (\frac{7}{10} - \frac{16}{5f})\pi$, $\delta = \frac{1}{2}\pi$.
 $\sin(\frac{3}{10} + \frac{16}{5f})\pi \sin(\frac{2}{5} - \frac{2}{5f})\pi = \sin(\frac{1}{10} + \frac{2}{5f})\pi \sin(\frac{2}{5} - \frac{32}{5f})\pi$.
- $\beta^3\delta^2$: $\alpha = (\frac{1}{3} + \frac{8}{f})\pi$, $\beta = \frac{1}{3}\pi$, $\gamma = (\frac{5}{6} - \frac{4}{f})\pi$, $\delta = \frac{1}{2}\pi$.
 $\sin(\frac{1}{6} + \frac{4}{f})\pi \sin \frac{1}{3}\pi = \sin \frac{1}{6}\pi \sin(\frac{2}{3} - \frac{8}{f})\pi$.
- $\beta^4\delta^2$: $\alpha = (\frac{1}{2} + \frac{8}{f})\pi$, $\beta = \frac{1}{4}\pi$, $\gamma = (\frac{3}{4} - \frac{4}{f})\pi$, $\delta = \frac{1}{2}\pi$.
 $\sin(\frac{1}{4} + \frac{4}{f})\pi \sin \frac{3}{8}\pi = \sin \frac{1}{8}\pi \sin(\frac{1}{2} - \frac{8}{f})\pi$.
- $\beta^5\delta^2$: $\alpha = (\frac{3}{5} + \frac{8}{f})\pi$, $\beta = \frac{1}{5}\pi$, $\gamma = (\frac{7}{10} - \frac{4}{f})\pi$, $\delta = \frac{1}{2}\pi$.
 $\sin(\frac{3}{10} + \frac{4}{f})\pi \sin \frac{2}{5}\pi = \sin \frac{1}{10}\pi \sin(\frac{2}{5} - \frac{8}{f})\pi$.

The equations have no solution for even $f \geq 16$.

Case. $\alpha\gamma^2$ and one of $\beta^2\gamma\delta, \beta^3\delta^2, \beta\delta^4, \gamma\delta^3$ are vertices

The only degree 3 vertex $\alpha\gamma^2$ implies γ appears twice at every degree 3 vertex. Then by Lemma 8, we know there is a degree 4 vertex without γ . These are $\alpha^4, \alpha^3\beta, \alpha^2\beta^2, \alpha\beta^3, \beta^4, \alpha^2\delta^2, \beta^2\delta^2, \alpha\beta\delta^2, \delta^4$. We have already discussed tilings such that $\alpha\gamma^2$ is the only degree 3 vertex, and one of $\alpha\beta^3, \beta^4, \alpha\beta\delta^2, \beta^2\delta^2, \delta^4$ is a vertex. The angle sum of one of $\alpha^4, \alpha^3\beta, \alpha^2\beta^2, \alpha^2\delta^2$, and the angle sum of one of $\beta^2\gamma\delta, \beta^3\delta^2, \beta\delta^4, \gamma\delta^3$, and the angle sum of $\alpha\gamma^2$, imply the following, including (3.8).

- $\alpha\gamma^2, \beta^2\gamma\delta, \alpha^4$: $\alpha = \frac{1}{2}\pi$, $\beta = (\frac{1}{2} - \frac{4}{f})\pi$, $\gamma = \frac{3}{4}\pi$, $\delta = (\frac{1}{4} + \frac{8}{f})\pi$.
 $\sin \frac{1}{4}\pi \sin \frac{10}{f}\pi = \sin(\frac{1}{4} - \frac{2}{f})\pi \sin \frac{1}{2}\pi$.

- $\alpha\gamma^2, \beta^2\gamma\delta, \alpha^3\beta$: $\alpha = (\frac{1}{2} + \frac{1}{f})\pi$, $\beta = (\frac{1}{2} - \frac{3}{f})\pi$, $\gamma = (\frac{3}{4} - \frac{1}{2f})\pi$, $\delta = (\frac{1}{4} + \frac{13}{2f})\pi$.
 $\sin(\frac{1}{4} + \frac{1}{2f})\pi \sin \frac{8}{f}\pi = \sin(\frac{1}{4} - \frac{3}{2f})\pi \sin(\frac{1}{2} - \frac{1}{f})\pi$.
- $\alpha\gamma^2, \beta^2\gamma\delta, \alpha^2\beta^2$: $\alpha = (\frac{1}{2} + \frac{2}{f})\pi$, $\beta = (\frac{1}{2} - \frac{2}{f})\pi$, $\gamma = (\frac{3}{4} - \frac{1}{f})\pi$, $\delta = (\frac{1}{4} + \frac{5}{f})\pi$.
 $\sin(\frac{1}{4} + \frac{1}{f})\pi \sin \frac{6}{f}\pi = \sin(\frac{1}{4} - \frac{1}{f})\pi \sin(\frac{1}{2} - \frac{2}{f})\pi$.
- $\alpha\gamma^2, \beta^2\gamma\delta, \alpha^2\delta^2$: $\alpha = \frac{16}{f}\pi$, $\beta = \frac{12}{f}\pi$, $\gamma = (1 - \frac{8}{f})\pi$, $\delta = (1 - \frac{16}{f})\pi$.
 $\sin \frac{8}{f}\pi \sin(1 - \frac{22}{f})\pi = \sin \frac{6}{f}\pi \sin(1 - \frac{16}{f})\pi$.
- $\alpha\gamma^2, \beta^3\delta^2, \alpha^4$: $\alpha = \frac{1}{2}\pi$, $\beta = (\frac{1}{2} - \frac{8}{f})\pi$, $\gamma = \frac{3}{4}\pi$, $\delta = (\frac{1}{4} + \frac{12}{f})\pi$.
 $\sin \frac{1}{4}\pi \sin \frac{16}{f}\pi = \sin(\frac{1}{4} - \frac{4}{f})\pi \sin \frac{1}{2}\pi$.
- $\alpha\gamma^2, \beta^3\delta^2, \alpha^3\beta$: $\alpha = (\frac{1}{2} + \frac{2}{f})\pi$, $\beta = (\frac{1}{2} - \frac{6}{f})\pi$, $\gamma = (\frac{3}{4} - \frac{1}{f})\pi$, $\delta = (\frac{1}{4} + \frac{9}{f})\pi$.
 $\sin(\frac{1}{4} + \frac{1}{f})\pi \sin \frac{12}{f}\pi = \sin(\frac{1}{4} - \frac{3}{f})\pi \sin(\frac{1}{2} - \frac{2}{f})\pi$.
- $\alpha\gamma^2, \beta^3\delta^2, \alpha^2\beta^2$: $\alpha = (\frac{1}{2} + \frac{4}{f})\pi$, $\beta = (\frac{1}{2} - \frac{4}{f})\pi$, $\gamma = (\frac{3}{4} - \frac{2}{f})\pi$, $\delta = (\frac{1}{4} + \frac{6}{f})\pi$.
 $\sin(\frac{1}{4} + \frac{2}{f})\pi \sin \frac{8}{f}\pi = \sin(\frac{1}{4} - \frac{2}{f})\pi \sin(\frac{1}{2} - \frac{4}{f})\pi$.
- $\alpha\gamma^2, \beta^3\delta^2, \alpha^2\delta^2$: $\alpha = \frac{24}{f}\pi$, $\beta = \frac{16}{f}\pi$, $\gamma = (1 - \frac{12}{f})\pi$, $\delta = (1 - \frac{24}{f})\pi$.
 $\sin \frac{12}{f}\pi \sin(1 - \frac{32}{f})\pi = \sin \frac{8}{f}\pi \sin(1 - \frac{24}{f})\pi$.
- $\alpha\gamma^2, \beta\delta^4, \alpha^4$: $\alpha = \frac{1}{2}\pi$, $\beta = (\frac{1}{3} + \frac{16}{3f})\pi$, $\gamma = \frac{3}{4}\pi$, $\delta = (\frac{5}{12} - \frac{4}{3f})\pi$.
 $\sin \frac{1}{4}\pi \sin(\frac{1}{4} - \frac{4}{f})\pi = \sin(\frac{1}{6} + \frac{8}{3f})\pi \sin \frac{1}{2}\pi$.
- $\alpha\gamma^2, \beta\delta^4, \alpha^3\beta$: $\alpha = (\frac{4}{7} - \frac{16}{7f})\pi$, $\beta = (\frac{2}{7} + \frac{48}{7f})\pi$, $\gamma = (\frac{5}{7} + \frac{8}{7f})\pi$, $\delta = (\frac{3}{7} - \frac{12}{7f})\pi$.
 $\sin(\frac{2}{7} - \frac{8}{7f})\pi \sin(\frac{2}{7} - \frac{36}{7f})\pi = \sin(\frac{1}{7} + \frac{24}{7f})\pi \sin(\frac{3}{7} + \frac{16}{7f})\pi$.
- $\alpha\gamma^2, \beta\delta^4, \alpha^2\beta^2$: $\alpha = (1 - \frac{16}{f})\pi$, $\beta = \frac{16}{f}\pi$, $\gamma = (\frac{1}{2} + \frac{8}{f})\pi$, $\delta = (\frac{1}{2} - \frac{4}{f})\pi$.
 $\sin(\frac{1}{2} - \frac{8}{f})\pi \sin(\frac{1}{2} - \frac{12}{f})\pi = \sin \frac{8}{f}\pi \sin \frac{16}{f}\pi$.
- $\alpha\gamma^2, \beta\delta^4, \alpha^2\delta^2$: $\alpha = (\frac{4}{7} + \frac{8}{7f})\pi$, $\beta = (\frac{2}{7} + \frac{32}{7f})\pi$, $\gamma = (\frac{5}{7} - \frac{4}{7f})\pi$, $\delta = (\frac{3}{7} - \frac{8}{7f})\pi$.
 $\sin(\frac{2}{7} + \frac{4}{7f})\pi \sin(\frac{2}{7} - \frac{24}{7f})\pi = \sin(\frac{1}{7} + \frac{16}{7f})\pi \sin(\frac{3}{7} - \frac{8}{7f})\pi$.

- $\alpha\gamma^2, \gamma\delta^3, \alpha^4$: $\alpha = \frac{1}{2}\pi$, $\beta = (\frac{1}{3} + \frac{4}{f})\pi$, $\gamma = \frac{3}{4}\pi$, $\delta = \frac{5}{12}\pi$.
 $\sin \frac{1}{4}\pi \sin(\frac{1}{4} - \frac{2}{f})\pi = \sin(\frac{1}{6} + \frac{2}{f})\pi \sin \frac{1}{2}\pi$.
- $\alpha\gamma^2, \gamma\delta^3, \alpha^3\beta$: $\alpha = (\frac{4}{7} - \frac{12}{7f})\pi$, $\beta = (\frac{2}{7} + \frac{36}{7f})\pi$, $\gamma = (\frac{5}{7} + \frac{6}{7f})\pi$, $\delta = (\frac{3}{7} - \frac{2}{7f})\pi$.
 $\sin(\frac{2}{7} - \frac{6}{7f})\pi \sin(\frac{2}{7} - \frac{20}{7f})\pi = \sin(\frac{1}{7} + \frac{18}{7f})\pi \sin(\frac{3}{7} + \frac{12}{7f})\pi$.
- $\alpha\gamma^2, \gamma\delta^3, \alpha^2\beta^2$: $\alpha = (1 - \frac{12}{f})\pi$, $\beta = \frac{12}{f}\pi$, $\gamma = (\frac{1}{2} + \frac{6}{f})\pi$, $\delta = (\frac{1}{2} - \frac{2}{f})\pi$.
 $\sin(\frac{1}{2} - \frac{6}{f})\pi \sin(\frac{1}{2} - \frac{8}{f})\pi = \sin \frac{6}{f}\pi \sin \frac{12}{f}\pi$.
- $\alpha\gamma^2, \gamma\delta^3, \alpha^2\delta^2$: $\alpha = \frac{4}{7}\pi$, $\beta = (\frac{2}{7} + \frac{4}{f})\pi$, $\gamma = \frac{5}{7}\pi$, $\delta = \frac{3}{7}\pi$.
 $\sin \frac{2}{7}\pi \sin(\frac{2}{7} - \frac{2}{f})\pi = \sin(\frac{1}{7} + \frac{2}{f})\pi \sin \frac{3}{7}\pi$.

The solutions for even $f \geq 16$ are $f = 16$ for $\beta^3\delta^2, \alpha^4$, and for $\beta\delta^4, \alpha^2\beta^2$. However, we get $\beta = 0$ and $\alpha = 0$ respectively. Therefore there is no tiling. \square

Proposition 47. *Tilings of the sphere by congruent almost equilateral quadrilaterals, such that $\alpha\delta^2$ is the only degree 3 vertex, are $S_{16\square}1$ and $S_{36\square}6$.*

The tiling $S_{16\square}1$ obtained in the proof is the four timezone version of the earth map tiling in Figure 60. After exchanging (α, δ) with (β, γ) , the tiling is $S_{16\square}1$ in Figure 22.

The tiling $S_{36\square}6$ is obtained in Figure 69. The picture for $S_{36\square}6$ in Figure 22 is another way of presenting the same tiling.

Proof. By Lemma 11, we know $f \geq 16$. By $\alpha\delta^2$ and the balance lemma, we know $\gamma^2 \dots$ is a vertex. Therefore $\gamma, \delta < \pi$. By $\alpha\delta^2$, we get $\alpha + 2\beta + 2\gamma = 2(\alpha + \beta + \gamma + \delta) - (\alpha + 2\delta) = (2 + \frac{8}{f})\pi > 2\pi$.

By the only degree 3 vertex $\alpha\delta^2$, we know β, γ do not appear at degree 3 vertices. By Lemma 9, we know one of $\alpha\beta^3, \beta^4, \alpha\beta\gamma^2, \beta^2\gamma^2, \beta^2\gamma\delta, \gamma^4, \gamma^3\delta, \beta^5, \beta^3\gamma^2, \beta\gamma^4$ is a vertex.

Case. $\alpha\delta^2$ and one of $\alpha\beta^3, \beta^4, \beta^5$ are vertices

The angle sum of one of $\alpha\beta^3, \beta^4, \beta^5$, and the angle sum of $\alpha\delta^2$, imply

$$\alpha\delta^2, \alpha\beta^3: \alpha = 2\pi - 2\delta, \beta = \frac{2}{3}\delta, \gamma = \frac{4}{f}\pi + \frac{1}{3}\delta.$$

$$\alpha\delta^2, \beta^4: \alpha = 2\pi - 2\delta, \beta = \frac{1}{2}\pi, \gamma = (\frac{4}{f} - \frac{1}{2})\pi + \delta.$$

$$\alpha\delta^2, \beta^5: \alpha = 2\pi - 2\delta, \beta = \frac{2}{5}\pi, \gamma = (\frac{4}{f} - \frac{2}{5})\pi + \delta.$$

For $\alpha\beta^3$, we have $\beta < \delta$. By Lemma 15, this implies $\alpha < \gamma$. This means $\delta > (\frac{6}{7} - \frac{12}{7f})\pi$. Therefore $\beta - \gamma = \frac{1}{3}\delta - \frac{4}{f}\pi > (\frac{2}{7} - \frac{32}{7f})\pi \geq 0$. We get $\alpha < \gamma < \beta < \delta$.

For β^4, β^5 , we have $\gamma < \delta$. By Lemma 16, this implies $\alpha < \beta$. This means $\delta > \frac{3}{4}\pi > \beta$ for β^4 and $\delta > \frac{4}{5}\pi > \beta$ for β^5 . Then by Lemma 15, we get $\alpha < \gamma$.

We conclude $\alpha < \beta, \gamma$ and $\beta, \gamma < \delta$ in all three cases. Then by $\alpha\delta^2$, this implies $\delta^2 \cdots = \alpha\delta^2$, and further implies $\delta|\delta \cdots$ is not a vertex.

By $R(\beta\gamma\delta) < \alpha < \beta, \gamma, \delta$, and the only degree 3 vertex $\alpha\delta^2$, we know $\beta\gamma\delta \cdots$ is not a vertex. Then by $\delta^2 \cdots = \alpha\delta^2$, we know $\beta\delta \cdots$ is not a vertex.

By no $\beta\delta \cdots, \delta|\delta \cdots$, we know the AADs of $|\alpha|\alpha|$ and $|\alpha|\gamma|$ are $|\delta\alpha^\beta|\beta\alpha^\delta|$ and $|\delta\alpha^\beta|\beta\gamma^\delta|$. This implies no consecutive $\alpha\alpha\alpha, \alpha\alpha\gamma, \gamma\alpha\gamma$.

Applying the second part of Lemma 11 to γ , we know there is a degree 4 vertex $\gamma \cdots$, or a degree 5 vertex $\gamma^3 \cdots$, or a degree 6 vertex $\gamma^5 \cdots$. By $\delta^2 \cdots = \alpha\delta^2$, and no $\beta\delta \cdots$, and $\alpha < \beta$, the vertex is $\alpha^2\gamma^2, \alpha^2\gamma\delta, \alpha\beta\gamma^2, \beta^2\gamma^2, \gamma^4, \gamma^3\delta, \alpha\gamma^4, \beta\gamma^4, \alpha\gamma^3\delta, \gamma^6, \gamma^5\delta$. Then by no consecutive $\alpha\alpha\gamma, \gamma\alpha\gamma$, we know $\alpha^2\gamma^2, \alpha^2\gamma\delta, \alpha\gamma^4$ are not vertices.

For $\alpha\beta^3$, by $\alpha < \gamma < \beta$, we further know $\alpha\beta\gamma^2$ is not a vertex, and $\beta > \frac{1}{2}\pi$. Then $\delta > \frac{3}{4}\pi$, and $5\gamma + \delta = \frac{20}{f}\pi + \frac{8}{3}\delta > 2\pi$. Therefore $\gamma^5\delta$ is not a vertex. Moreover, if $\alpha\gamma^3\delta$ is a vertex, then adding the angle sums of $\alpha\delta^2, \alpha\beta^3, \alpha\gamma^3\delta$ together gives $3(\alpha + \beta + \gamma + \delta) = 6\pi$, a contradiction. It remains to consider the combinations of $\alpha\beta^3$ with one of $\beta^2\gamma^2, \gamma^4, \gamma^3\delta, \beta\gamma^4, \gamma^6$.

For β^4 , we have $\alpha + 3\gamma + \delta = (\frac{1}{2} + \frac{12}{f})\pi + 2\delta > (2 + \frac{12}{f})\pi > 2\pi$ and $5\gamma + \delta = (\frac{20}{f} - \frac{5}{2})\pi + 6\delta > (2 + \frac{20}{f})\pi > 2\pi$. Therefore $\alpha\gamma^3\delta, \gamma^5\delta$ are not vertices. It remains to consider the combinations of β^5 with one of $\alpha\beta\gamma^2, \beta^2\gamma^2, \gamma^4, \gamma^3\delta, \beta\gamma^4, \gamma^6$.

For β^5 , we have $\gamma > (\frac{2}{5} + \frac{4}{f})\pi > \beta$. By β^5 , this implies $\beta\gamma^4, \gamma^6, \gamma^5\delta$ are not vertices. We also have $3\gamma + \delta = (\frac{12}{f} - \frac{6}{5})\pi + 4\delta > (2 + \frac{12}{f})\pi > 2\pi$. Therefore $\gamma^3\delta, \alpha\gamma^3\delta$ are not vertices. It remains to consider the combinations of β^5 with one of $\alpha\beta\gamma^2, \beta^2\gamma^2, \gamma^4$.

The angle sums of one of the combination pairs listed above, and the angle sum of $\alpha\delta^2$, imply the following, including (3.8).

- $\alpha\delta^2, \alpha\beta^3, \beta^2\gamma^2$: $\alpha = \frac{8}{f}\pi, \beta = (\frac{2}{3} - \frac{8}{3f})\pi, \gamma = (\frac{1}{3} + \frac{8}{3f})\pi, \delta = (1 - \frac{4}{f})\pi$.
 $\sin \frac{4}{f}\pi \sin(\frac{2}{3} - \frac{8}{3f})\pi = \sin(\frac{1}{3} - \frac{4}{3f})\pi \sin(\frac{1}{3} - \frac{4}{3f})\pi$.
- $\alpha\delta^2, \alpha\beta^3, \gamma^4$: $\alpha = (\frac{24}{f} - 1)\pi, \beta = (1 - \frac{8}{f})\pi, \gamma = \frac{1}{2}\pi, \delta = (\frac{3}{2} - \frac{12}{f})\pi$.
 $\sin(\frac{12}{f} - \frac{1}{2})\pi \sin(1 - \frac{8}{f})\pi = \sin(\frac{1}{2} - \frac{4}{f})\pi \sin(1 - \frac{12}{f})\pi$.

- $\alpha\delta^2, \alpha\beta^3, \gamma^3\delta$: $\alpha = \frac{12}{f}\pi$, $\beta = (\frac{2}{3} - \frac{4}{f})\pi$, $\gamma = (\frac{1}{3} + \frac{2}{f})\pi$, $\delta = (1 - \frac{6}{f})\pi$.
 $\sin \frac{6}{f}\pi \sin(\frac{2}{3} - \frac{4}{f})\pi = \sin(\frac{1}{3} - \frac{2}{f})\pi \sin(\frac{1}{3} - \frac{4}{f})\pi$.
- $\alpha\delta^2, \alpha\beta^3, \beta\gamma^4$: $\alpha = \frac{16}{f}\pi$, $\beta = (\frac{2}{3} - \frac{16}{3f})\pi$, $\gamma = (\frac{1}{3} + \frac{4}{3f})\pi$, $\delta = (1 - \frac{8}{f})\pi$.
 $\sin \frac{8}{f}\pi \sin(\frac{2}{3} - \frac{16}{3f})\pi = \sin(\frac{1}{3} - \frac{8}{3f})\pi \sin(\frac{1}{3} - \frac{20}{3f})\pi$.
- $\alpha\delta^2, \alpha\beta^3, \gamma^6$: $\alpha = \frac{24}{f}\pi$, $\beta = (\frac{2}{3} - \frac{8}{f})\pi$, $\gamma = \frac{1}{3}\pi$, $\delta = (1 - \frac{12}{f})\pi$.
 $\sin \frac{12}{f}\pi \sin(\frac{2}{3} - \frac{8}{f})\pi = \sin(\frac{1}{3} - \frac{4}{f})\pi \sin(\frac{1}{3} - \frac{12}{f})\pi$.
- $\alpha\delta^2, \beta^4, \alpha\beta\gamma^2$: $\alpha = 2\pi - 2\delta$, $\beta = \frac{1}{2}\pi$, $\gamma = \delta - \frac{1}{4}\pi$, $f = 16$.
 $\sin(\pi - \delta) \sin(\delta - \frac{1}{4}\pi) = \sin \frac{1}{4}\pi \sin(2\delta - \frac{5}{4}\pi)$.
- $\alpha\delta^2, \beta^4, \beta^2\gamma^2/\gamma^4$: $\alpha = \frac{8}{f}\pi$, $\beta = \frac{1}{2}\pi$, $\gamma = \frac{1}{2}\pi$, $\delta = (1 - \frac{4}{f})\pi$.
 $\sin \frac{4}{f}\pi \sin(\frac{3}{4} - \frac{4}{f})\pi = \sin \frac{1}{4}\pi \sin(\frac{1}{2} - \frac{4}{f})\pi$.
- $\alpha\delta^2, \beta^4, \gamma^3\delta$: $\alpha = (\frac{1}{4} + \frac{6}{f})\pi$, $\beta = \frac{1}{2}\pi$, $\gamma = (\frac{3}{8} + \frac{1}{f})\pi$, $\delta = (\frac{7}{8} - \frac{3}{f})\pi$.
 $\sin(\frac{1}{8} + \frac{3}{f})\pi \sin(\frac{5}{8} - \frac{3}{f})\pi = \sin \frac{1}{4}\pi \sin(\frac{1}{4} - \frac{2}{f})\pi$.
- $\alpha\delta^2, \beta^4, \beta\gamma^4$: $\alpha = (\frac{1}{4} + \frac{8}{f})\pi$, $\beta = \frac{1}{2}\pi$, $\gamma = \frac{3}{8}\pi$, $\delta = (\frac{7}{8} - \frac{4}{f})\pi$.
 $\sin(\frac{1}{8} + \frac{4}{f})\pi \sin(\frac{5}{8} - \frac{4}{f})\pi = \sin \frac{1}{4}\pi \sin(\frac{1}{4} - \frac{4}{f})\pi$.
- $\alpha\delta^2, \beta^4, \gamma^6$: $\alpha = (\frac{1}{3} + \frac{8}{f})\pi$, $\beta = \frac{1}{2}\pi$, $\gamma = \frac{1}{3}\pi$, $\delta = (\frac{5}{6} - \frac{4}{f})\pi$.
 $\sin(\frac{1}{6} + \frac{4}{f})\pi \sin(\frac{7}{12} - \frac{4}{f})\pi = \sin \frac{1}{4}\pi \sin(\frac{1}{6} - \frac{4}{f})\pi$.
- $\alpha\delta^2, \beta^5, \alpha\beta\gamma^2$: $\alpha = 2\pi - 2\delta$, $\beta = \frac{2}{5}\pi$, $\gamma = \delta - \frac{1}{5}\pi$, $f = 20$.
 $\sin(\pi - \delta) \sin(\delta - \frac{1}{5}\pi) = \sin \frac{1}{5}\pi \sin(2\delta - \frac{6}{5}\pi)$.
- $\alpha\delta^2, \beta^5, \beta^2\gamma^2$: $\alpha = \frac{8}{f}\pi$, $\beta = \frac{2}{5}\pi$, $\gamma = \frac{3}{5}\pi$, $\delta = (1 - \frac{4}{f})\pi$.
 $\sin \frac{4}{f}\pi \sin(\frac{4}{5} - \frac{4}{f})\pi = \sin \frac{1}{5}\pi \sin(\frac{3}{5} - \frac{4}{f})\pi$.
- $\alpha\delta^2, \beta^5, \gamma^4$: $\alpha = (\frac{1}{5} + \frac{8}{f})\pi$, $\beta = \frac{2}{5}\pi$, $\gamma = \frac{1}{2}\pi$, $\delta = (\frac{9}{10} - \frac{4}{f})\pi$.
 $\sin(\frac{1}{10} + \frac{4}{f})\pi \sin(\frac{7}{10} - \frac{4}{f})\pi = \sin \frac{1}{5}\pi \sin(\frac{2}{5} - \frac{4}{f})\pi$.

For $\alpha\delta^2, \beta^4, \alpha\beta\gamma^2$, the solution for $\frac{3}{4}\pi < \delta < \pi$ is $\delta = 0.7898\pi$. For $\alpha\delta^2, \beta^5, \alpha\beta\gamma^2$, the equation has no solution satisfying $\frac{4}{5}\pi < \delta < \pi$. For all the remaining cases, the only solution for even $f \geq 16$ are $f = 36$ for $\alpha\delta^2, \alpha\beta^3, \gamma^3\delta$, and $f = 20$ for $\alpha\delta^2, \beta^5, \beta^2\gamma^2$. However, $f = 20$ implies $\delta = \frac{4}{5}\pi$, contradicting $\delta > \frac{4}{5}\pi$.

For $\alpha\delta^2, \beta^4, \alpha\beta\gamma^2$ and $f = 16$, we use the approximate angles values to get

$$\text{AVC} = \{\alpha\delta^2, \beta^4, \alpha\beta\gamma^2\}. \quad (7.6)$$

This is the AVC (7.2), with β^3 replaced by β^4 . The same argument gives the earth map tiling with four timezones, similar to Figure 60. In the earlier discussion, we also argued the geometrical existence of the tiling. After exchanging (α, δ) with (β, γ) , the tiling is $S_{16\Box}1$.

For $\alpha\delta^2, \alpha\beta^3, \gamma^3\delta$ and $f = 36$, we calculate the angles and get the list of vertices

$$\begin{aligned} \alpha\delta^2, \alpha\beta^3, \gamma^3\delta: \alpha = \frac{1}{3}\pi, \beta = \frac{5}{9}\pi, \gamma = \frac{7}{18}\pi, \delta = \frac{5}{6}\pi. \\ \text{AVC} = \{\alpha\delta^2, \alpha\beta^3, \gamma^3\delta, \alpha^2\beta\gamma^2\}. \end{aligned} \quad (7.7)$$

We note that α^6 is not included, by no consecutive $\alpha\alpha\alpha$.

If $\alpha^2\beta\gamma^2$ is not a vertex, then we get

$$f = \#\alpha = \#\alpha\delta^2 + \#\alpha\beta^3 \leq \frac{1}{2}\#\delta + \frac{1}{3}\#\beta = \frac{1}{2}f + \frac{1}{3}f < f,$$

a contradiction. Therefore $\alpha^2\beta\gamma^2$ is a vertex. By no consecutive $\alpha\alpha\gamma$, the vertex is $\mathbf{|\gamma|\alpha|\beta|\alpha|\gamma|\mathbf{|}}$. By $\alpha^2 \cdots = \alpha^2\beta\gamma^2$, this implies $\alpha|\alpha \cdots$ is not a vertex.

By the AAD $\mathbf{|\delta\alpha^\beta|\beta\gamma^\delta|\mathbf{|}}$ of $\mathbf{|\alpha|\gamma|\mathbf{|}}$, we know the AAD of $\alpha^2\beta\gamma^2$ is $\mathbf{|\delta\gamma^\beta|\beta\alpha^\delta|\alpha\beta\gamma|\delta\alpha^\beta|\beta\gamma^\delta|\mathbf{|}}$. This determines T_1, T_2, T_3, T_4, T_5 in Figure 68. Then $\alpha_3\delta_4 \cdots = \alpha\delta^2$ determines T_6 . Then $\alpha_6\delta_3 \cdots = \alpha\delta^2$ determines T_7 . Then $\gamma_3\gamma_7\delta_2 \cdots = \gamma^3\delta$ determines T_8 . Then $\gamma_2\delta_8 \cdots = \gamma^3\delta$ determines T_9, T_{10} .

We have $\gamma_4\gamma_6 \cdots = \alpha^2\beta\gamma^2, \gamma^3\delta$. If the vertex is $\gamma^3\delta$, then we get T_{11}, T_{12} in one of the two pictures in Figure 68. In the first picture, $\alpha_7\alpha_{12}\beta_6 \cdots = \alpha^2\beta\gamma^2$ determines T_{13}, T_{14} . Then $\beta_7\beta_8\beta_{14} \cdots = \alpha\beta^3$ and no $\alpha\beta\delta \cdots$ determine T_{15} . Then $\alpha_8\beta_9\beta_{15} \cdots = \alpha\beta^3$ and no $\alpha|\alpha \cdots$ determine T_{16} . Then we find $\alpha_{16} \cdots = \gamma_{16} \cdots = \alpha\gamma \cdots = \alpha^2\beta\gamma^2$. In the second picture, $\gamma_{11}\delta_{12} \cdots = \gamma^3\delta$ determines T_{13} . Then $\alpha_{11}\beta_4\beta_5 \cdots = \beta_{11}\beta_{13} \cdots = \alpha\beta^3$ determine T_{14} . We find $\alpha_5 \cdots = \gamma_5 \cdots = \alpha\gamma \cdots = \alpha^2\beta\gamma^2$.

The discussion by Figure 68 shows that there is a tile with $\alpha \cdots = \gamma \cdots = \alpha^2\beta\gamma^2$. In Figure 69, therefore, we have the tiles T_1, T_2, \dots, T_{10} like the first of Figure 68, and we may also assume $\alpha_5 \cdots = \alpha^2\beta\gamma^2$. Then $\delta_1\delta_5 \cdots = \alpha\delta^2$ and the assumption $\alpha_5 \cdots = \alpha^2\beta\gamma^2$ determine T_{11} . Then the AAD of $\alpha_5 \cdots = \alpha^2\beta\gamma^2$ further determines T_{12}, T_{13}, T_{14} . Then we may determine $(T_1), T_{15}, T_{16}, T_{17}, T_{18}$ like $T_6, T_7, T_8, T_9, T_{10}$ in the first of Figure 68. Then $\delta_9\delta_{10} \cdots = \alpha\delta^2$ and $\alpha_{10}\beta_{15}\beta_{16} \cdots = \alpha\beta^3$ determine T_{19} . Then $\alpha_{16}\beta_{17}\gamma_{19} \cdots =$

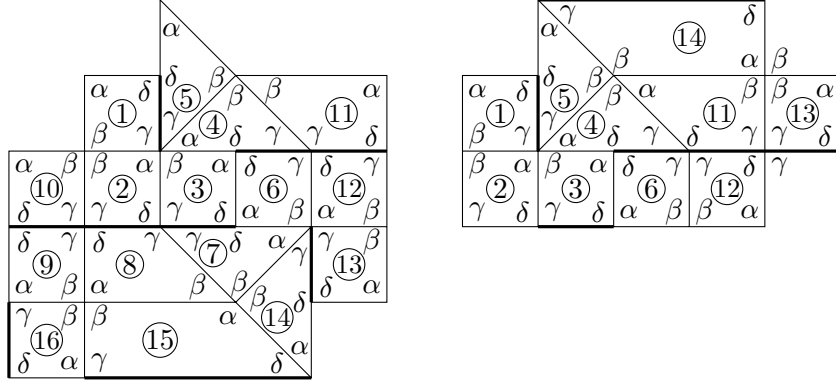


Figure 68: Proposition 47: There is a tile with $\alpha \cdots = \gamma \cdots = \alpha^2 \beta \gamma^2$.

$\alpha^2 \beta \gamma^2$ determines T_{20}, T_{21} . Then $\delta_{17} \delta_{18} \cdots = \alpha_{17} \delta_{21} \cdots = \alpha \delta^2$ determines T_{22} . Then $\beta_{12} \beta_{13} \beta_{18} \cdots = \alpha \beta^3$ and no $\alpha \beta \delta \cdots$ determine T_{23} . Then $\delta_{13} \delta_{14} \cdots = \alpha_{13} \delta_{23} \cdots = \alpha \delta^2$ determines T_{24} . Then $\beta_4 \beta_5 \beta_{14} \cdots = \alpha \beta^3$ and no $\alpha \beta \delta \cdots$ determine T_{25} . Then $\gamma_4 \gamma_6 \delta_{25} \cdots = \gamma^3 \delta$ determines T_{26} . Then $\gamma_{25} \delta_{26} \cdots = \gamma^3 \delta$ determines T_{27}, T_{28} . Then we get the rest of the tiling by using the obvious 180° rotation symmetry. The tiling is $S_{36} \square 6$.

Geometry of Quadrilateral

The tiling $S_{36} \square 6$ has angles given by (7.7). The angle values are obtained by verifying (3.8). Then we substitute the values into (3.9) and (3.12), and use $K = Y(b)^T$ to get

$$\begin{aligned} \cos a &= 4 \cos \frac{1}{9} \pi - 3, \quad a < \pi, \\ \cos b &= 6 \cos \frac{1}{9} \pi + 2\sqrt{3} \sin \frac{1}{9} \pi - 3\sqrt{3} \tan \frac{1}{9} \pi - 4, \quad b < \pi. \end{aligned}$$

We note that $\cos a$ and $\cos b$ are the largest (and the only positive) roots of $t^3 + 9t^2 + 15t - 17$ and $t^3 + 39t^2 + 39t - 71$. Then we may use Lemma 20 verify that the quadrilateral is simple and suitable for tiling.

Case. $\alpha \delta^2, \alpha \beta \gamma^2$ are vertices

The angle sums of $\alpha \delta^2, \alpha \beta \gamma^2$ imply

$$\alpha = 2\pi - 2\delta, \quad \beta = \frac{8}{f}\pi, \quad \gamma = \delta - \frac{4}{f}\pi.$$

We have $\gamma < \delta$. By Lemma 16, this implies $\alpha < \beta$. This means $\delta > (1 - \frac{4}{f})\pi$. By Lemma 13, we get $2\alpha + \beta > \pi$. This implies $\alpha > (\frac{1}{2} - \frac{4}{f})\pi$. Combined

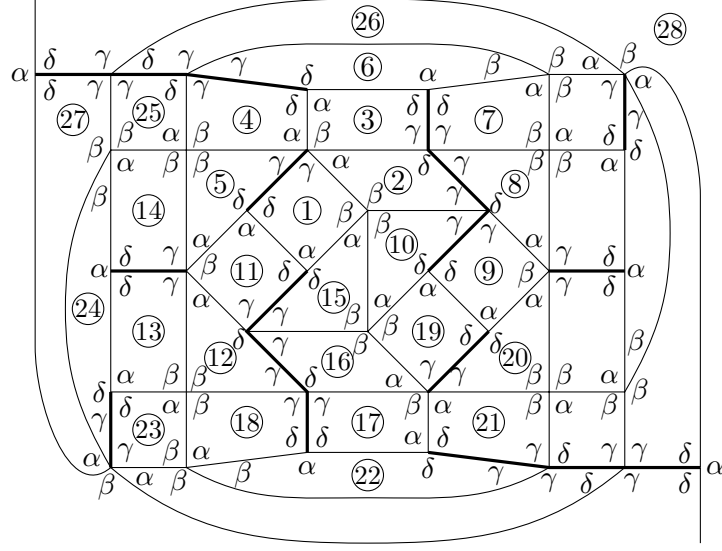


Figure 69: Proposition 47: Tiling for $\{\alpha\delta^2, \alpha\beta^3, \gamma^3\delta, \alpha^2\beta\gamma^2\}$.

with $\alpha < \beta = \frac{8}{f}\pi$, we get $f < 24$. Therefore we get $f = 16, 18, 20, 22$ and the following, including (3.8).

$$\begin{aligned}
 f = 16: & \quad \alpha = 2\pi - 2\delta, \quad \beta = \frac{1}{2}\pi, \quad \gamma = \delta - \frac{1}{4}\pi. \\
 & \quad \sin(\pi - \delta) \sin(\delta - \frac{1}{4}\pi) = \sin \frac{1}{4}\pi \sin(2\delta - \frac{5}{4}\pi). \\
 f = 18: & \quad \alpha = 2\pi - 2\delta, \quad \beta = \frac{4}{9}\pi, \quad \gamma = \delta - \frac{2}{9}\pi. \\
 & \quad \sin(\pi - \delta) \sin(\delta - \frac{2}{9}\pi) = \sin \frac{2}{9}\pi \sin(2\delta - \frac{11}{9}\pi). \\
 f = 20: & \quad \alpha = 2\pi - 2\delta, \quad \beta = \frac{2}{5}\pi, \quad \gamma = \delta - \frac{1}{5}\pi. \\
 & \quad \sin(\pi - \delta) \sin(\delta - \frac{1}{5}\pi) = \sin \frac{1}{5}\pi \sin(2\delta - \frac{6}{5}\pi). \\
 f = 22: & \quad \alpha = 2\pi - 2\delta, \quad \beta = \frac{4}{11}\pi, \quad \gamma = \delta - \frac{2}{11}\pi. \\
 & \quad \sin(\pi - \delta) \sin(\delta - \frac{2}{11}\pi) = \sin \frac{2}{11}\pi \sin(2\delta - \frac{13}{11}\pi).
 \end{aligned}$$

The only solution satisfying $(1 - \frac{4}{f})\pi < \delta < \pi$ is $\delta = 0.7898\pi$ for $f = 16$, and $\delta = 0.7942\pi$ for $f = 18$. For $f = 16$, we use the approximate angle values to get the AVC (7.6). Then we get $S_{16\Box}1$ as before. For the case $f = 18$, we use the approximate angle values to get $\text{AVC} = \{\alpha\delta^2, \alpha\beta\gamma^2\}$. Applying the counting lemma to α, β , we get a contradiction.

Case. $\alpha\delta^2, \beta^2\gamma\delta$ are vertices

The angle sums of $\alpha\delta^2, \beta^2\gamma\delta$ imply

$$\alpha = \frac{4}{f}\pi + \beta, \quad \gamma = (1 + \frac{2}{f})\pi - \frac{3}{2}\beta, \quad \delta = (1 - \frac{2}{f})\pi - \frac{1}{2}\beta.$$

We have $\alpha > \beta$. By Lemma 16, this implies $\gamma > \delta$. This means $\beta < \frac{4}{f}\pi$, and implies $\alpha, \beta < \pi$. Then by Lemma 14, we get $(1 + \frac{4}{f})\pi + \beta = \alpha + \pi > \gamma + \delta = 2\pi - 2\beta$. This implies $(1 - \frac{4}{f})\pi < 3\beta < \frac{12}{f}\pi$, contradicting $f \geq 16$.

Case. $\alpha\delta^2, \beta^2\gamma^2$ are vertices

The angle sums of $\alpha\delta^2, \beta^2\gamma^2$ imply

$$\alpha = \frac{8}{f}\pi, \quad \beta + \gamma = \pi, \quad \delta = (1 - \frac{4}{f})\pi.$$

By Lemma 14, we get $\beta + \pi > \gamma + \delta$ and $\gamma + \pi > \beta + \delta$. These imply $(\frac{1}{2} - \frac{2}{f})\pi < \beta, \gamma < (\frac{1}{2} + \frac{2}{f})\pi < \delta$. By Lemmas 15 and 16, we get $\alpha < \beta, \gamma$.

Similar to the case one of $\alpha\beta^3, \beta^4, \beta^5$ is a vertex, by $\alpha < \beta, \gamma$ and $\beta, \gamma < \delta$, we get $\delta^2 \cdots = \alpha\delta^2$, and $\beta\delta \cdots, \delta\delta \cdots$ are not vertices, and there are no consecutive $\alpha\alpha\alpha, \alpha\alpha\gamma, \gamma\alpha\gamma$.

By $R(\alpha\beta\delta) < \gamma < \delta$, we know $\alpha\beta\delta \cdots$ is not a vertex.

By $\beta^2\gamma^2$ and $\alpha < \gamma$, we know $\alpha^2\beta^2$ is not a vertex. By $\beta > (\frac{1}{2} - \frac{2}{f})\pi$, we get $R(\beta^4) < \frac{8}{f}\pi = \alpha < \beta, \gamma, \delta$. This implies $\beta^4 \cdots = \beta^4$.

Suppose $\gamma\gamma \cdots$ is a vertex. Then we get the AAD $\mathbf{I}^\delta\gamma^\beta\mathbf{I}^\beta\gamma^\delta\mathbf{I}$, which determines T_1, T_2 in the first of Figure 70. By $\beta^2\gamma^2$, and $\gamma < \delta$, we know $\beta_1|\beta_2 \cdots$ is $\beta^2\gamma^2$ or a \hat{b} -vertex. If it is a \hat{b} -vertex, then by $\beta^4 \cdots = \beta^4$, and no $\alpha^2\beta^2$, and no consecutive $\alpha\alpha\alpha$, and the only degree 3 vertex $\alpha\delta^2$, the vertex is $\alpha\beta^3, \alpha^2\beta^3, \alpha^3\beta^3, \alpha^4\beta^3, \beta^4$.

If $\beta_1|\beta_2 \cdots = \beta^2\gamma^2$, then we determine T_3, T_4 . On the other hand, by $\delta^2 \cdots = \alpha\delta^2$, we know $\gamma_1\gamma_2 \cdots$ is not $\gamma^2\delta^2 \cdots$. Therefore one of $\delta_1 \cdots, \delta_2 \cdots$ is $\delta^2 \cdots = \alpha\delta^2$. By symmetry, we may assume $\delta_1 \cdots = \alpha\delta^2$, which gives α_5 . Then by no $\alpha_1\beta_3\delta \cdots$, we determine T_5 . By $\beta^2\gamma^2$ and $\gamma < \delta$, we know $\beta_3|\alpha_1|\beta_5 \cdots$ is a \hat{b} -vertex. Then by $\beta^4 \cdots = \beta^4$, and no consecutive $\alpha\alpha\alpha$, and no $\alpha^2\beta^2$, and the only degree 3 vertex $\alpha\delta^2$, we get $\beta_3|\alpha_1|\beta_5 \cdots = \alpha\beta^3, \alpha^2\beta^3, \alpha^3\beta^2, \alpha^3\beta^3, \alpha^4\beta^3, \alpha^5\beta^3$.

We conclude that, if $\gamma\gamma \cdots$ is a vertex, then one of $\alpha\beta^3, \alpha^2\beta^3, \alpha^3\beta^2, \alpha^3\beta^3, \alpha^4\beta^3, \alpha^5\beta^3, \beta^4$ is a vertex. We have argued that, if $\alpha\delta^2$ is the only degree 3 vertex, and $\alpha\beta^3$ or β^4 is a vertex, then the tiling is $S_{16\Box}1$ (see Figure 60)

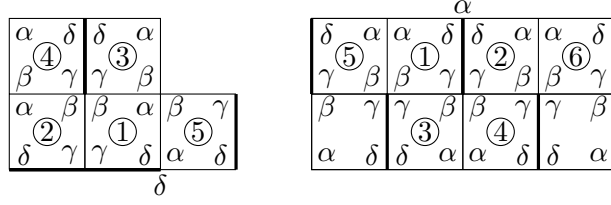


Figure 70: Proposition 47: $\mathbf{|\gamma|\gamma|}$ and vertex $\mathbf{|\gamma|\beta|\beta|\gamma|}$.

or $S_{36}\square 6$ (see Figure 69) . Since both tilings do not have $\beta^2\gamma^2$, we conclude $\alpha\beta^3, \beta^4$ are not vertices.

The angle sum of one of $\alpha^2\beta^3, \alpha^3\beta^2, \alpha^3\beta^3, \alpha^4\beta^3, \alpha^5\beta^3$, and the angle sums of $\alpha\delta^2, \beta^2\gamma^2$, imply the following, including (3.8).

- $\alpha^2\beta^3$: $\alpha = \frac{8}{f}\pi$, $\beta = (\frac{2}{3} - \frac{16}{3f})\pi$, $\gamma = (\frac{1}{3} + \frac{16}{3f})\pi$, $\delta = (1 - \frac{4}{f})\pi$.
 $\sin \frac{4}{f}\pi \sin(\frac{2}{3} - \frac{4}{3f})\pi = \sin(\frac{1}{3} - \frac{8}{3f})\pi \sin(\frac{1}{3} + \frac{4}{3f})\pi$.
- $\alpha^3\beta^2$: $\alpha = \frac{8}{f}\pi$, $\beta = (1 - \frac{12}{f})\pi$, $\gamma = \frac{12}{f}\pi$, $\delta = (1 - \frac{4}{f})\pi$.
 $\sin \frac{4}{f}\pi \sin(\frac{1}{2} + \frac{2}{f})\pi = \sin(\frac{1}{2} - \frac{6}{f})\pi \sin \frac{8}{f}\pi$.
- $\alpha^3\beta^3$: $\alpha = \frac{8}{f}\pi$, $\beta = (\frac{2}{3} - \frac{8}{f})\pi$, $\gamma = (\frac{1}{3} + \frac{8}{f})\pi$, $\delta = (1 - \frac{4}{f})\pi$.
 $\sin \frac{4}{f}\pi \sin \frac{2}{3}\pi = \sin(\frac{1}{3} - \frac{4}{f})\pi \sin(\frac{1}{3} + \frac{4}{f})\pi$.
- $\alpha^4\beta^3$: $\alpha = \frac{8}{f}\pi$, $\beta = (\frac{2}{3} - \frac{32}{3f})\pi$, $\gamma = (\frac{1}{3} + \frac{32}{3f})\pi$, $\delta = (1 - \frac{4}{f})\pi$.
 $\sin \frac{4}{f}\pi \sin(\frac{2}{3} + \frac{4}{3f})\pi = \sin(\frac{1}{3} - \frac{16}{3f})\pi \sin(\frac{1}{3} + \frac{20}{3f})\pi$.
- $\alpha^5\beta^3$: $\alpha = \frac{8}{f}\pi$, $\beta = (\frac{2}{3} - \frac{40}{3f})\pi$, $\gamma = (\frac{1}{3} + \frac{40}{3f})\pi$, $\delta = (1 - \frac{4}{f})\pi$.
 $\sin \frac{4}{f}\pi \sin(\frac{2}{3} + \frac{8}{3f})\pi = \sin(\frac{1}{3} - \frac{20}{3f})\pi \sin(\frac{1}{3} + \frac{28}{3f})\pi$.

The only solution for even $f \geq 16$ is $f = 20$ for $\alpha^2\beta^3, \alpha^3\beta^2$. However, this implies $\alpha = \beta$, a contradiction.

Therefore $\gamma|\gamma\cdots$ is not a vertex. Combined with $\delta^2\cdots = \alpha\delta^2$ and no $\beta\delta\cdots$, we get $\gamma\delta\cdots = \alpha^k\gamma^l\delta$. By no $\gamma|\gamma\cdots$ and no consecutive $\alpha\alpha\alpha, \alpha\alpha\gamma, \gamma\alpha\gamma$, we get $\alpha^k\gamma^l\delta = \alpha\gamma\delta$, contradicting the only degree 3 vertex $\alpha\delta^2$. Therefore $\gamma\delta\cdots$ is not a vertex.

By no $\gamma\delta\cdots$, we know a vertex $\gamma\cdots$ is a combination of γ^2 -fans. By $\beta^2\gamma^2$, and no $\gamma|\gamma\cdots$, and no consecutive $\alpha\alpha\alpha, \alpha\alpha\gamma, \gamma\alpha\gamma$, we know the only γ^2 -fans are the vertex $\beta^2\gamma^2$, and $\mathbf{|\gamma|\beta|\beta|\gamma|}, \mathbf{|\gamma|\alpha|\beta|\gamma|}, \mathbf{|\gamma|\alpha|\beta|\alpha|\gamma|}$. By $\beta^2\gamma^2$, we get

$\beta + 2\gamma > \pi$. Therefore a vertex cannot have more than one γ^2 -fan. By $\beta^2\gamma^2$, and $\alpha < \beta$, and the only degree 3 vertex $\alpha\delta^2$, this implies $\gamma \cdots = \beta^2\gamma^2, \alpha^2\beta\gamma^2$.

The angle sum of $\alpha^2\beta\gamma^2$ further implies the following, including (3.8).

$$\begin{aligned}\alpha^2\beta\gamma^2: \alpha &= \frac{8}{f}\pi, \beta = \frac{16}{f}\pi, \gamma = (1 - \frac{16}{f})\pi, \delta = (1 - \frac{4}{f})\pi. \\ \sin \frac{4}{f}\pi \sin(1 - \frac{12}{f})\pi &= \sin \frac{8}{f}\pi \sin(1 - \frac{20}{f})\pi.\end{aligned}$$

The equation has no solution for even $f \geq 16$.

We conclude $\gamma \cdots = \beta^2\gamma^2$. Combined with $\delta^2 \cdots = \alpha\delta^2$, we know $\alpha\delta^2, \beta^2\gamma^2$ are all the b -vertices. By no $\alpha\gamma \cdots, \gamma|\gamma \cdots$, we get the AAD $[\delta\gamma^\beta|\gamma\beta^\alpha|\alpha\beta\gamma|\beta\gamma^\delta]$ of $\beta^2\gamma^2$. This determines T_1, T_2, T_3, T_4 in the second of Figure 70. Then the AAD of $\beta_1\gamma_3 \cdots = \beta_2\gamma_4 \cdots = \beta^2\gamma^2$ determines T_5, T_6 . Then $\delta_1\delta_2 \cdots = \alpha\delta^2$ gives an α , and this α implies either $\alpha_1\alpha_5 \cdots$ or $\alpha_2\alpha_6 \cdots$ is $\alpha^2\delta \cdots$, contradicting all the b -vertices $\alpha\delta^2, \beta^2\gamma^2$.

Case. $\alpha\delta^2, \beta^3\gamma^2$ are vertices

The angle sums of $\alpha\delta^2, \beta^3\gamma^2$ imply

$$\alpha = \frac{8}{f}\pi + \beta, \gamma = \pi - \frac{3}{2}\beta, \delta = (1 - \frac{4}{f})\pi - \frac{1}{2}\beta.$$

By $\alpha > \beta$ and Lemma 16, we get $\gamma > \delta$. By $\alpha\delta^2, \beta^3\gamma^2$, this implies $\alpha > 3\beta$. This means $\beta < \frac{4}{f}\pi$, and we get $\alpha < \frac{12}{f}\pi < \pi$. Then by Lemma 14, we get $\beta + \pi > \gamma + \delta$. This means $\beta > (\frac{1}{3} - \frac{4}{3f})\pi$. Combined with $\beta < \frac{4}{f}\pi$, we get $f < 16$, a contradiction.

Case. $\alpha\delta^2, \beta\gamma^4$ are vertices

The angle sums of $\alpha\delta^2, \beta\gamma^4$ imply

$$\alpha = (1 + \frac{8}{f})\pi - \frac{3}{2}\beta, \gamma = \frac{1}{2}\pi - \frac{1}{4}\beta, \delta = (\frac{1}{2} - \frac{4}{f})\pi + \frac{3}{4}\beta.$$

We have $2\alpha + 3\beta = (2 + \frac{16}{f})\pi > 2\pi$. By Lemma 13, we also have $2\alpha + \beta > \pi$.

By $2\delta = (1 - \frac{8}{f})\pi + \frac{3}{2}\beta > \beta$ and Lemma 19, we get $\alpha < 2\gamma$. This means $\beta > \frac{8}{f}\pi$. Then $\delta - \gamma = \beta - \frac{4}{f}\pi > 0$. By Lemma 16, this implies $\alpha < \beta$. This means $\beta > (\frac{2}{5} + \frac{16}{5f})\pi$, and further implies $\beta - \gamma = \frac{5}{4}\beta - \frac{1}{2}\pi > 0$.

By $\alpha\delta^2$ and $\alpha < \beta$, we know $\beta\delta^2 \cdots$ is not a vertex. By $\alpha < \beta$ and $\alpha + \beta + \gamma + \delta > 2\pi$, we know $\beta^2\gamma\delta \cdots$ is not a vertex. Then by $\beta\gamma^4$ and

$\gamma < \beta, \delta$, we get $\beta^2 \cdots = \alpha^k \beta^l, \alpha^k \beta^l \gamma^2$, with $l \geq 2$. By $\alpha < \beta$, and $2\alpha + \beta > \pi$, and $2\alpha + 3\beta > 2\pi$, we get $\alpha^k \beta^l = \alpha\beta^3, \alpha^2\beta^2, \beta^4, \alpha^3\beta^2$. By $\alpha < \beta$ and $\alpha + 2\beta + 2\gamma > 2\pi$, we get $\alpha^k \beta^l \gamma^2 = \beta^2 \gamma^2$. We have argued that, if $\alpha\delta^2$ is the only degree 3 vertex, and one of $\alpha\beta^3, \beta^4, \beta^2\gamma^2$ is a vertex, then the tiling is $S_{16\Box}1$ (see Figure 60) or $S_{36\Box}6$ (see Figure 69). Since both tilings do not have $\beta\gamma^4$, we conclude $\alpha\beta^3, \beta^4, \beta^2\gamma^2$ are not vertices.

The angle sum of one of $\alpha^2\beta^2, \alpha^3\beta^2$ further implies the following, including (3.8).

- $\alpha^2\beta^2$: $\alpha = (1 - \frac{16}{f})\pi$, $\beta = \frac{16}{f}\pi$, $\gamma = (\frac{1}{2} - \frac{4}{f})\pi$, $\delta = (\frac{1}{2} + \frac{8}{f})\pi$.
 $\sin(\frac{1}{2} - \frac{8}{f})\pi \sin \frac{1}{2}\pi = \sin \frac{8}{f}\pi \sin \frac{4}{f}\pi$.
- $\alpha^3\beta^2$: $\alpha = (\frac{2}{5} - \frac{32}{5f})\pi$, $\beta = (\frac{2}{5} + \frac{48}{5f})\pi$, $\gamma = (\frac{2}{5} - \frac{12}{5f})\pi$, $\delta = (\frac{4}{5} + \frac{16}{5f})\pi$.
 $\sin(\frac{1}{5} - \frac{16}{5f})\pi \sin(\frac{3}{5} - \frac{8}{5f})\pi = \sin(\frac{1}{5} + \frac{24}{5f})\pi \sin(\frac{1}{5} + \frac{4}{5f})\pi$.

There is no solution for even $f \geq 16$.

Case. $\alpha\delta^2, \gamma^4$ are vertices

The angle sums of $\alpha\delta^2, \gamma^4$ imply

$$\beta = (\frac{1}{2} + \frac{4}{f})\pi - \frac{1}{2}\alpha, \quad \gamma = \frac{1}{2}\pi, \quad \delta = \pi - \frac{1}{2}\alpha.$$

We have $\beta < \delta$. By Lemma 15, this implies $\alpha < \gamma$. Then we get $\delta > \frac{3}{4}\pi > \gamma$. By Lemma 16, we get $\alpha < \beta$. This means $\alpha < (\frac{1}{3} + \frac{8}{3f})\pi$, and implies $\alpha + \beta = (\frac{1}{2} + \frac{4}{f})\pi + \frac{1}{2}\alpha < (\frac{2}{3} + \frac{16}{3f})\pi \leq \pi$. Then by Lemma 14, we get $\alpha + \pi > \gamma + \delta$. This means $\alpha > \frac{1}{3}\pi$.

By $\alpha\delta^2$ and $\alpha < \beta, \gamma, \delta$, we get $\delta^2 \cdots = \alpha\delta^2$. This implies $\delta|\delta \cdots$ is not a vertex. By $\delta^2 \cdots = \alpha\delta^2$ and $R(\beta\gamma\delta) < \alpha < \beta, \gamma, \delta$, we know $\beta\delta \cdots$ is not a vertex. By no $\beta\delta \cdots, \delta|\delta \cdots$, we know the AAD of $|\alpha|\alpha|$ is $|\delta\alpha\beta|\beta\alpha\delta|$. This implies no consecutive $\alpha\alpha\alpha$.

By the only degree 3 vertex $\alpha\delta^2$, the AAD $|\delta\gamma\beta|\beta\gamma\delta|$ at γ^4 implies a vertex $\beta|\beta \cdots$ of degree ≥ 4 . If this is a b -vertex, then by no $\beta\delta \cdots$, and $\alpha + 2\beta + 2\gamma > 2\pi$, and $\alpha < \beta, \gamma$, we get $\beta|\beta \cdots = \beta^2\gamma^2$. If this is a \hat{b} -vertex, then by $\alpha + \beta < \pi$, and no consecutive $\alpha\alpha\alpha$, we know the remainder of $\beta|\beta \cdots$ must have β . By $\beta > \alpha > \frac{1}{3}\pi$, the vertex is $\alpha\beta^3, \alpha\beta^4, \alpha^2\beta^3, \beta^4, \beta^5$.

We have argued that, if $\alpha\delta^2$ is the only degree 3 vertex, and one of $\alpha\beta^3, \beta^4, \beta^5, \beta^2\gamma^2$ is a vertex, then the tiling is either the earth map tiling

with four timezones similar to Figure 60, or the tiling in Figure 69. Since both tilings do not have γ^4 , we conclude $\alpha\beta^3, \beta^4, \beta^5, \beta^2\gamma^2$ are not vertices.

The angle sum of one of $\alpha\beta^4, \alpha^2\beta^3$, and the angle sums of $\alpha\delta^2, \gamma^4$, imply the following, including (3.8).

- $\alpha\beta^4$: $\alpha = \frac{16}{f}\pi$, $\beta = (\frac{1}{2} - \frac{4}{f})\pi$, $\gamma = \frac{1}{2}\pi$, $\delta = (1 - \frac{8}{f})\pi$.
 $\sin \frac{8}{f}\pi \sin(\frac{3}{4} - \frac{6}{f})\pi = \sin(\frac{1}{4} - \frac{2}{f})\pi \sin(\frac{1}{2} - \frac{8}{f})\pi$.
- $\alpha^2\beta^3$: $\alpha = (1 - \frac{24}{f})\pi$, $\beta = \frac{16}{f}\pi$, $\gamma = \frac{1}{2}\pi$, $\delta = (\frac{1}{2} + \frac{12}{f})\pi$.
 $\sin(\frac{1}{2} - \frac{12}{f})\pi \sin(\frac{1}{2} + \frac{4}{f})\pi = \sin \frac{8}{f}\pi \sin \frac{12}{f}\pi$.

Both equations have no solution for even $f \geq 16$.

Case. $\alpha\delta^2, \gamma^3\delta$ are vertices

The angle sums of $\alpha\delta^2, \gamma^3\delta$ imply

$$\beta = (\frac{2}{3} + \frac{4}{f})\pi - \frac{2}{3}\alpha, \quad \gamma = \frac{1}{3}\pi + \frac{1}{6}\alpha, \quad \delta = \pi - \frac{1}{2}\alpha.$$

We have $2\alpha + 3\beta = (2 + \frac{12}{f})\pi > 2\pi$.

By $\delta - \beta = (\frac{1}{3} - \frac{4}{f})\pi + \frac{1}{6}\alpha > 0$ and Lemma 15, we get $\alpha < \gamma$. This means $\alpha < \frac{2}{5}\pi$. Then $\beta - \gamma = (\frac{1}{3} + \frac{4}{f})\pi - \frac{5}{6}\alpha > 0$. We conclude $\alpha < \gamma < \beta < \delta$.

Similar to the case γ^4 is a vertex, by $\alpha < \beta, \gamma$ and $\gamma < \delta$, we know $\beta\delta \dots, \delta\delta \dots$ are not vertices. Moreover, we get the unique AAD $|\delta\alpha^\beta|^\beta\alpha^\delta|$ of $|\alpha|\alpha|$, which implies no consecutive $\alpha\alpha\alpha$.

By the only degree 3 vertex $\alpha\delta^2$, the AAD $|\delta\gamma^\beta|^\beta\gamma^\delta|$ at $\gamma^3\delta$ gives a vertex $\beta|\beta \dots$ of degree ≥ 4 . If the vertex has γ, δ , then by no $\beta\delta \dots$, and $\alpha + 2\beta + 2\gamma > 2\pi$, and $\alpha < \beta, \gamma$, we get $\beta|\beta \dots = \beta^2\gamma^2$. If this is a \hat{b} -vertex, then by $\alpha < \beta$, and $2\alpha + 3\beta > 2\pi$, and no consecutive $\alpha\alpha\alpha$, we know $\beta|\beta \dots = \alpha^2\beta^2, \alpha\beta^3, \beta^4$.

We have argued that, if $\alpha\delta^2$ is the only degree 3 vertex, and one of $\alpha\beta^3, \beta^4, \beta^2\gamma^2$ is a vertex, then the tiling is $S_{16\Box}1$ (see Figure 60) or $S_{36\Box}6$ (see Figure 69). Among the two tilings, only $S_{36\Box}6$ has $\gamma^3\delta$.

The angle sum of $\alpha^2\beta^2$ further implies the following, including (3.8).

$$\alpha^2\beta^2: \alpha = (1 - \frac{12}{f})\pi, \quad \beta = \frac{12}{f}\pi, \quad \gamma = (\frac{1}{2} - \frac{2}{f})\pi, \quad \delta = (\frac{1}{2} + \frac{6}{f})\pi.$$

$$\sin(\frac{1}{2} - \frac{6}{f})\pi \sin \frac{1}{2}\pi = \sin \frac{6}{f}\pi \sin \frac{4}{f}\pi.$$

The equation has no solution for even $f \geq 16$. □

Proposition 48. *Tilings of the sphere by congruent almost equilateral quadrilaterals, such that $\alpha\gamma\delta$ is a vertex, are the earth map tiling $E_{\square}^A 1$ and its modifications $FE_{\square}^A 1, RE_{\square}^A 1$.*

Proof. By $\alpha\gamma\delta$, we get $\beta = \frac{4}{f}\pi < \pi$. By Lemma 21, we may divide the discussion according to whether both γ^2 -fan and δ^2 -fan exist or not.

Case. There are no γ^2 -fan and δ^2 -fan

The only fan is the $\gamma\delta$ -fan, and we always have the same number of γ and δ at every vertex. By $\alpha\gamma\delta$, we have either $\alpha < \pi$ and $\gamma + \delta > \pi$, or $\alpha \geq \pi$ and $\gamma + \delta \leq \pi$.

Suppose $\alpha < \pi$ and $\gamma + \delta > \pi$. Then $\gamma^2\delta^2 \dots$ is not a vertex, and $\alpha\gamma\delta, \alpha^t\beta^k, \beta^s\gamma\delta$ are all the vertices. We have $p\beta = 2\pi$ for $p = \frac{f}{2}$, and $\alpha = s\beta$, and $k = p - st$. Then we get the list of vertices

$$\text{AVC} = \{\alpha\gamma\delta, \alpha^t\beta^{p-st}, \beta^s\gamma\delta\}, \quad 0 \leq st \leq p = \frac{f}{2}. \quad (7.8)$$

We note that p, s are fixed by the quadrilateral, and we may allow $\alpha^t\beta^{p-st}$ for various t . If all $\alpha^t\beta^{p-st}$ are not vertices, then $\alpha\gamma\delta, \beta^s\gamma\delta$ are the only vertices. Applying the counting lemma to α, δ , we find $\beta^s\gamma\delta$ is not a vertex. Then $\alpha\gamma\delta$ is the only vertex, a contradiction. Therefore $\alpha^t\beta^{p-st}$ is a vertex for some t .

Suppose $\alpha \geq \pi$ and $\gamma + \delta \leq \pi$. Then $\alpha^2 \dots$ is not a vertex, and $\alpha\gamma\delta, \alpha\beta^s, \beta^k\gamma^t\delta^t$ are all the vertices. We have $p\beta = 2\pi$ for $p = \frac{f}{2}$, and $\gamma + \delta = s\beta$, and $k = p - st$. Then we get the list of vertices

$$\text{AVC} = \{\alpha\gamma\delta, \alpha\beta^s, \beta^{p-st}\gamma^t\delta^t\}, \quad 0 \leq st \leq p = \frac{f}{2}. \quad (7.9)$$

Again p, s are fixed by the quadrilateral, and we may allow $\beta^{p-st}\gamma^t\delta^t$ for various t . Moreover, by the similar reason, we know $\beta^{p-st}\gamma^t\delta^t$ is a vertex for some t .

Now we construct the tiling for the AVC (7.8).

The AVC implies $\gamma^2 \dots, \delta^2 \dots, \gamma|\delta \dots$ are not vertices. This implies the AAD of $\alpha^t\beta^{p-st}$ is a combination of $|\beta\alpha^\delta| |\beta\alpha^\delta|, |\beta\alpha^\delta| |\alpha\beta^\gamma|, |\alpha\beta^\gamma| |\beta\alpha^\delta|, |\alpha\beta^\gamma| |\alpha\beta^\gamma|$. In other words, the γ, δ angles are always “on the same side”.

The AAD $|\alpha\beta^\gamma| |\alpha\beta^\gamma|$ determines T_1, T_2 in the first of Figure 71. Then $\alpha_1\gamma_2 \dots = \alpha\gamma\delta$ determines T_3 . Then $\alpha_3\delta_1 \dots = \alpha\gamma\delta$ determines T_4 . Therefore consecutive $\beta^s = |\alpha\beta^\gamma| \dots |\alpha\beta^\gamma|$ determines a partial earth map tiling \mathcal{A}_s , with β^s at the other end. In particular, if β^p is a vertex (which corresponds to $t = 0$), then we actually get the earth map tiling $E_{\square}^A 1$.

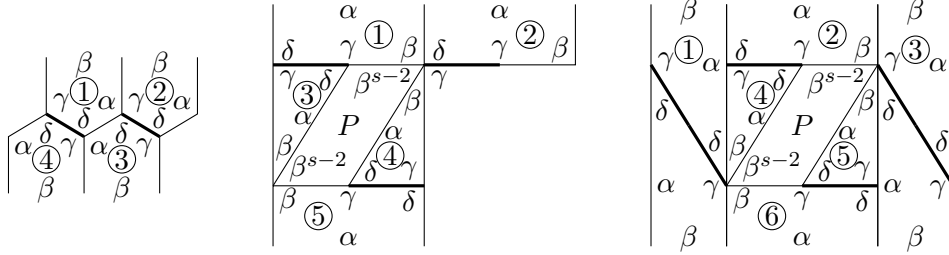


Figure 71: Proposition 48: Tiling for $\{\alpha\gamma\delta, \alpha^t\beta^{p-st}, \beta^s\gamma\delta\}$.

The AAD $|\beta\alpha^\delta|\beta\alpha^\delta|$ at $\alpha^t\beta^{p-st}$ determines T_1, T_2 in the second of Figure 71. By no $\gamma^2 \dots$, we get $\mathbf{|\gamma\delta_2^\alpha|\alpha\beta_1^\gamma|} \dots = \beta^s\gamma\delta = \mathbf{|\gamma\delta_2^\alpha|\alpha\beta_1^\gamma|\alpha\beta_1^\gamma|} \dots \mathbf{|\alpha\beta_4^\gamma|\beta\gamma^\delta|}$. Then the $\beta^s = |\alpha\beta_1^\gamma|\alpha\beta_1^\gamma| \dots |\alpha\beta_4^\gamma|$ part of the vertex determines a partial earth map tiling \mathcal{A}_s consisting of P, T_1, T_3, T_4, T_5 . This \mathcal{A}_s is obtained by the first flip in Figure 16. If we flip back this \mathcal{A}_s , then α_1 is reverted to β^s , and the vertex $\alpha^t\beta^{p-st}$ is reverted to $\alpha^{t-1}\beta^{p-s(t-1)}$. If the new vertex $\alpha^{t-1}\beta^{p-s(t-1)}$ still has consecutive $\alpha\alpha$, then we may apply the flip back again. More flip backs give a tiling with vertex $\alpha^t\beta^{p-st'}$ that has no consecutive $\alpha\alpha$.

In a vertex $\alpha^t\beta^{p-st}$ with no consecutive $\alpha\alpha$, any α appears in consecutive $\beta\alpha\beta$. Moreover, the AAD of $\beta\alpha\beta$ is $|\alpha\beta^\gamma|\beta\alpha^\delta|\alpha\beta^\gamma|$. This determines T_1, T_2, T_3 in the third of Figure 71. By no $\gamma^2 \dots$, we get $\mathbf{|\delta\gamma_3^\beta|\alpha\beta_2^\gamma|} \dots = \beta^s\gamma\delta = \mathbf{|\delta\gamma_3^\beta|\alpha\beta_2^\gamma|\alpha\beta_2^\gamma|} \dots \mathbf{|\alpha\beta_5^\gamma|\alpha\delta^\gamma|}$. Then the $\beta^s = |\alpha\beta_2^\gamma|\alpha\beta_2^\gamma| \dots |\alpha\beta_5^\gamma|$ part of the vertex determines a partial earth map tiling \mathcal{A}_s consisting of P, T_2, T_4, T_5, T_6 . This \mathcal{A}_s is again obtained by the first flip in Figure 16. If we flip back this \mathcal{A}_s , then the vertex $\alpha^t\beta^{p-st}$ is reverted to $\alpha^{t-1}\beta^{p-s(t-1)}$. More flip backs give a tiling with vertex β^p , which we know is the earth map tiling $E_{\square}^A 1$.

We conclude that, if $\alpha^t\beta^{p-st}$ is a vertex, then the tiling for the AVC (7.8) is obtained by repeatedly applying the first flip in Figure 16 to $E_{\square}^A 1$. The tiling is the flip modification $FE_{\square}^A 1$.

Next we construct the tiling for the AVC (7.9).

The AVC implies $\alpha^2 \dots$ is not a vertex. By no γ^2 -fan, we know $\gamma|\gamma \dots$ is not a vertex. By no $\alpha^2 \dots, \gamma|\gamma \dots$, we know the AAD of $|\beta|\beta|$ is $|\alpha\beta^\gamma|\alpha\beta^\gamma|$. Then by the same argument for the AVC (7.8), we get the first of Figure 71 as before. Moreover, consecutive $\beta^s = \beta\beta \dots$ determines the partial earth map tiling \mathcal{A}_s , and a vertex β^p implies the earth map tiling $E_{\square}^A 1$.

If $\delta|\delta \dots$ is a vertex, then we get T_1, T_2 in the first and second of Figure 72. We know $\delta_1|\delta_2 \dots = \beta^{p-st}\gamma^t\delta^t$, and δ_1 is part of a $\gamma\delta$ -fan $\mathbf{|\delta_1|\beta|} \dots \mathbf{|\beta|\gamma|}$.

the fan has β , then we get β_3 in the first of Figure 72. If the fan has no β , then we get γ_3 in the second of Figure 72. In the first picture, by β_3 and no $\alpha^2 \cdots$, we determine T_3 . Then $\alpha_1 \gamma_3 \cdots = \alpha \gamma \delta$ determines T_4 . Then $\alpha_4 \beta_1 \cdots = \alpha \beta^s$ implies an angle α or γ just outside γ_1 . Then $\gamma_1 \gamma_2 \cdots = \alpha \gamma^2 \cdots$, or we get a γ^2 -fan $\mathbf{|\gamma|\gamma|}$, both contradictions. In the second picture, γ_3 determines T_3 . Then by no $\alpha^2 \cdots$, we get $|\beta \alpha_1^\delta | \gamma \beta_3^\alpha | \cdots = \alpha \beta^s = |\beta \alpha_1^\delta | \gamma \beta_3^\alpha | \gamma \beta^\alpha | \cdots | \gamma \beta^\alpha |$. This gives an angle α just outside β_1 , similar to α_4 in the first picture. Then $\beta_1 \cdots = \alpha \beta \cdots = \alpha \beta^s$, and we get the same contradiction as in the first picture.

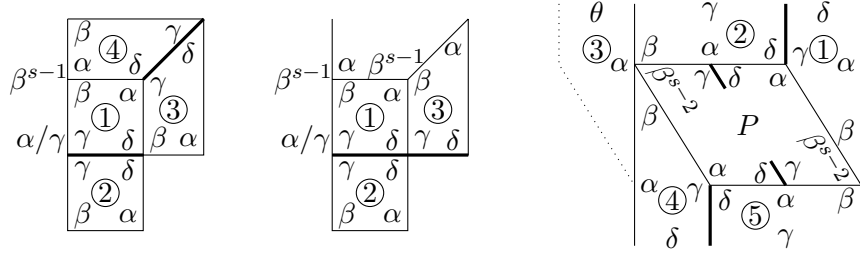


Figure 72: Proposition 48: Tiling for $\{\alpha\gamma\delta, \alpha\beta^s, \beta^{p-st}\gamma^t\delta^t\}$.

Therefore $\delta|\delta \cdots$ is not a vertex. This implies $\beta^{p-st}\gamma^t\delta^t$ is t $\gamma\delta$ -fans $|\delta|\beta|\cdots|\beta|\gamma|$ glued together along $\gamma|\delta = |\beta\gamma^\delta|\gamma\delta^\alpha|$. By no $\alpha^2 \cdots$, the angle γ in the AAD $|\beta\gamma^\delta|\gamma\delta^\alpha|$ belongs to a $\gamma\delta$ -fan $|\gamma\delta^\alpha|\gamma\beta^\alpha|\cdots|\gamma\beta^\alpha|\beta\gamma^\delta|$. Therefore the AAD $|\beta\gamma^\delta|\gamma\delta^\alpha|$ is extended to $\theta^\alpha|\beta\gamma^\delta|\gamma\delta^\alpha|$, where $\theta = \beta, \delta$, depending on whether the $\gamma\delta$ -fan has β . This determines T_1, T_2, T_3 in the third of Figure 72. Then by no $\alpha^2 \cdots$, we get $|\alpha_3^\theta|\gamma\beta_2^\alpha|\cdots = \alpha\beta^s = |\alpha_3^\theta|\gamma\beta_2^\alpha|\cdots|\gamma\beta_4^\alpha|$. Then the β^s part of the vertex determines a partial earth map tiling \mathcal{A}_s consisting of P, T_1, T_2, T_4, T_5 . This \mathcal{A}_s is obtained by the second flip in Figure 16. If we flip back this \mathcal{A}_s , then the vertex $\beta^{p-st}\gamma^t\delta^t$ is reverted to $\beta^{p-s(t-1)}\gamma^{t-1}\delta^{t-1}$. If we apply the flip back to all t $\gamma|\delta$ in $\beta^{p-st}\gamma^t\delta^t$, then we get a tiling with vertex β^p , which we know is the earth map tiling $E_{\square}^A 1$. Therefore the tiling with the vertex $\beta^{p-st}\gamma^t\delta^t$ is the flip modification $FE_{\square}^A 1$.

Case. There are γ^2 -fan and δ^2 -fan

The assumption implies both $\gamma^2 \cdots, \delta^2 \cdots$ are vertices, and further implies $\gamma, \delta < \pi$.

If $\alpha^2 \cdots$ is a vertex, then $\alpha < \pi$. By Lemma 14, we get $\gamma + \delta < \beta + \pi = (1 + \frac{4}{f})\pi$. By $\alpha\gamma\delta$, this implies $\alpha > (1 - \frac{4}{f})\pi > \beta$. Then by Lemma 16,

we get $\gamma > \delta$. By $\alpha\gamma\delta$ and $\alpha < \pi$, we also get $\gamma + \delta > \pi$. Then by $\alpha\gamma\delta$, and $\gamma > \delta$, and $\gamma + \delta > \pi$, we get $R(\gamma^2) < \alpha, 2\gamma, 2\delta$. This implies $\gamma^2 \cdots = \beta^k \gamma^2$. By the only degree 3 vertex $\alpha\gamma\delta$, we get $k \geq 2$ in $\beta^k \gamma^2$. This implies $\beta + \gamma \leq \pi < \gamma + \delta$. Therefore $\beta < \delta$. Then by Lemma 15, we get $\alpha < \gamma$. Then we get $\beta + \gamma > \alpha + \beta > (1 - \frac{4}{f})\pi + \beta = \pi$, contradicting $\beta^k \gamma^2 (k \geq 2)$.

Therefore $\alpha^2 \cdots$ is not a vertex. Then by Lemma 22, we know a δ^2 -fan has a single α . Then by $\alpha\gamma\delta$, a vertex with δ^2 -fan has no γ . Then by no $\alpha^2 \cdots$ again, a vertex with δ^2 -fan is a single δ^2 -fan, which is $\alpha\beta^k \delta^2$. By $\alpha\gamma\delta$ and $\gamma \neq \delta$, we get $k \geq 1$ in $\alpha\beta^k \delta^2$. The existence of δ^2 -fan implies $\alpha\beta^k \delta^2$ is a vertex.

Comparing $\alpha\gamma\delta, \alpha\beta^k \delta^2$, we get $\gamma > \delta$. Then by $\alpha\gamma\delta$, this implies $\alpha\gamma \cdots = \alpha\gamma\delta$. Then by the discussion about δ^2 -fan, we know a b -vertex $\alpha \cdots = \alpha\gamma\delta, \alpha\beta^k \delta^2$. Then by no $\alpha^2 \cdots$, we get $\alpha \cdots = \alpha\gamma\delta, \alpha\beta^{k'}, \alpha\beta^k \delta^2$. Then by $\alpha\beta^k \delta^2$ being a vertex, and applying the counting lemma to α, δ , we know $\alpha\beta^{k'}$ is also a vertex. Comparing $\alpha\beta^{k'}, \alpha\beta^k \delta^2$, we get $k' > k$, and $\beta \leq (k' - k)\beta = 2\delta$. By Lemma 19, this implies $\alpha \leq 2\gamma$, and $3\gamma + \delta \geq \alpha + \gamma + \delta = 2\pi$.

By $k \geq 1$ in $\alpha\beta^k \delta^2$, we have $|\beta|\delta|\delta|$ at the vertex. By no $\alpha^2 \cdots$, the AAD of $|\beta|\delta|\delta|$ is $|\alpha\beta^\gamma|\alpha\delta^\gamma|\gamma\delta^\alpha|$. This determines T_1, T_2, T_3 in the first of Figure 73. Then $\alpha_2\gamma_1 \cdots = \alpha\gamma\delta$ determines T_4 . By $\alpha_4\beta_2 \cdots = \alpha\beta^{k'}, \alpha\beta^k \delta^2$, we get β or δ just outside β_2 . This implies the angle just outside γ_2 is not β, δ . By $\alpha\gamma \cdots = \alpha\gamma\delta$, this angle is not α . Therefore the angle is γ , and $\gamma_2\gamma_3 \cdots = \gamma^3 \cdots$. Then by $\gamma > \delta$, and $3\gamma + \delta \geq 2\pi$, we get $\gamma^3 \cdots = \gamma^3\delta$. Since $\alpha\beta^k \delta^2$ is a vertex, we know $\gamma^3\delta$ is a vertex.

The AAD $|\alpha\beta^\gamma|\alpha\delta^\gamma|\gamma\delta^\alpha|\gamma\beta^\alpha|$ of $|\beta|\delta|\delta|\beta|$ would imply another β just outside δ_3 in the first of Figure 73. Then the same argument gives another γ just outside γ_3 , contradicting $\gamma^3 \cdots = \gamma^3\delta$. This proves there is no $|\beta|\delta|\delta|\beta|$. Therefore $\alpha\beta^k \delta^2 = |\delta|\alpha|\beta| \cdots |\beta|\delta|$. Then by no $\alpha^2 \cdots$, we get the AAD $|\gamma\delta^\alpha|\alpha|\alpha\beta^\gamma| \cdots |\alpha\beta^\gamma|\alpha\delta^\gamma|$ of the vertex.

Since a vertex with δ^2 -fan is $\alpha\beta^k \delta^2$, a vertex without α has no δ^2 -fan. In such a vertex, the number of γ is no less than the number of δ . Then by $\gamma^3 \cdots = \gamma^3\delta$, a vertex without α is $\gamma^3\delta, \beta^k \gamma^2, \beta^k, \beta^k \gamma\delta, \beta^k \gamma^2 \delta^2$. Combined with $\alpha \cdots = \alpha\gamma\delta, \alpha\beta^k, \alpha\beta^k \delta^2$, we get all the vertices.

By $\alpha\gamma\delta, \gamma^3\delta$, we get $\alpha = 2\gamma$. By Lemma 19, this implies $\beta = 2\delta$. This further implies

$$\alpha = (\frac{4}{3} - \frac{4}{3f})\pi, \beta = \frac{4}{f}\pi, \gamma = (\frac{2}{3} - \frac{2}{3f})\pi, \delta = \frac{2}{f}\pi.$$

Then we get the more refined information about all the vertices

$$\text{AVC} = \{\alpha\gamma\delta, \gamma^3\delta, \alpha\beta^{q+1}, \beta^{3q+2}, \alpha\beta^q\delta^2, \beta^{q+1}\gamma^2, \beta^{2q+1}\gamma\delta, \beta^q\gamma^2\delta^2\}, \quad q = \frac{f-4}{6}. \quad (7.10)$$

We know $\alpha\gamma\delta, \gamma^3\delta, \alpha\beta^{q+1}, \alpha\beta^q\delta^2$ are vertices.

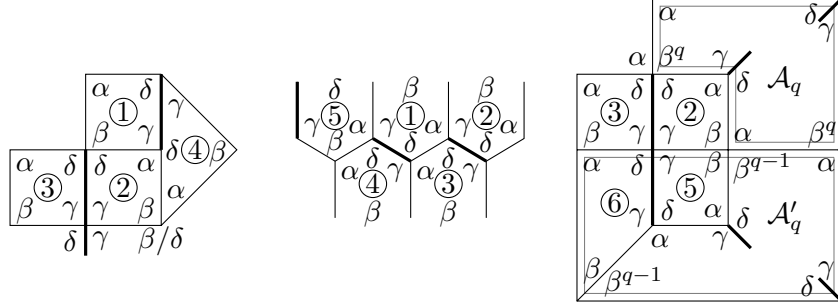


Figure 73: Proposition 48: $|\beta|\delta|\delta|$ and partial earth map tiling for (7.10).

The AAD $|\alpha\beta\gamma|\alpha\beta\gamma|$ determines T_1, T_2 in the second of Figure 73. Then $\alpha_1\gamma_2 \cdots = \alpha\gamma\delta$ determines T_3 . Unlike the first of Figure 71, the current AVC does not imply T_4 . Therefore $\beta^s = |\alpha\beta\gamma| \cdots |\alpha\beta\gamma|$ determines a partial earth map tiling with $\beta^{s-1} = |\alpha\beta\gamma| \cdots |\alpha\beta\gamma|$ at the other end. On the other hand, the $|\alpha\beta\gamma| \cdots |\alpha\beta\gamma|\alpha\delta\gamma|$ part of $\alpha\beta^q\delta^2 = |\gamma\delta^\alpha|\alpha|\alpha\beta\gamma| \cdots |\alpha\beta\gamma|\alpha\delta\gamma|$ determines T_5 in the second of Figure 73. Then $\alpha_5\gamma_1 \cdots = \alpha\gamma\delta$ determines T_4 . Therefore $|\beta| \cdots |\beta|\delta|$ determines the partial earth map tiling \mathcal{A}_q (in the first of Figure 16) with β^q at both ends.

Back to the vertex $\alpha\beta^q\delta^2$ in the first of Figure 73. The picture is extended to the third of Figure 73. We have $\delta_2\delta_3 \cdots = |\delta_2|\alpha|\beta| \cdots |\beta|\delta_3|$, and $\gamma_2\gamma_3 \cdots = |\gamma_2|\gamma_6|\delta_7|\gamma_3|$ determines T_5, T_6 . As explained above, the $|\beta| \cdots |\beta|\delta_3|$ part of the vertex $\delta_2\delta_3 \cdots = \alpha\beta^q\delta^2$ determines the partial earth map tiling \mathcal{A}_q , outlined by the grey lines.

We have $\beta_2\beta_5 \cdots = \alpha\beta^2 \cdots = \alpha\beta^{q+1}, \alpha\beta^q\delta^2$ (α is from \mathcal{A}_q , just outside β_2). Since $|\alpha\beta_2^\gamma|\gamma\beta_5^\alpha|$ is incompatible with the AAD $|\gamma\delta^\alpha|\alpha|\alpha\beta\gamma| \cdots |\alpha\beta\gamma|\alpha\delta\gamma|$ of $\alpha\beta^q\delta^2$, we get $\alpha\beta_2\beta_5 \cdots = \alpha\beta^{q+1}$. By no $\alpha^2 \cdots$, the AAD of the vertex is $|\beta^\alpha\delta|\alpha\beta_2^\gamma|\gamma\beta_5^\alpha|\gamma\beta^\alpha| \cdots |\gamma\beta^\alpha|$. The $\beta^q = |\gamma\beta_5^\alpha|\gamma\beta^\alpha| \cdots |\gamma\beta^\alpha|$ part of the vertex determines a partial earth map tiling with β^q at one end and β_{q-1} at the other end. If we also include T_6 , then the partial earth map tiling is extended to another \mathcal{A}_q , that we denote by \mathcal{A}'_q and outline by the grey lines.

Now we tile beyond the fourth of Figure 73. We redraw the picture as $T_2, T_3, \mathcal{A}_q, \mathcal{A}'_q$ in Figure 74. We also have α between T_3 and \mathcal{A}_q , as part of

$\delta_2\delta_3\cdots = \alpha\beta^q\delta^2$. We also use \bullet to denote one vertex shared by $\mathcal{A}_q, \mathcal{A}'_q$ (not the one shared with T_2). The \bullet -vertex is $\alpha\beta^q\cdots = \alpha\beta^{q+1}, \alpha\beta^q\delta^2$.

In the first and the second of Figure 74, we assume the \bullet -vertex is $\alpha\beta^{q+1}$. This gives β_7 , and the two pictures are two ways of arranging T_7 . In the first of Figure 74, by the angle α between T_3 and \mathcal{A}_q , we know $\delta_7\cdots = \alpha\delta\cdots = \alpha\gamma\delta, \alpha\beta^q\delta^2$ is actually $\alpha\beta^q\delta^2$. This determines T_8 , and the $|\beta|\cdots|\beta|\delta|$ part of $\delta_7\cdots = |\gamma\delta^\alpha|\alpha|\alpha\beta\gamma|\cdots|\alpha\beta\gamma|\alpha\delta\gamma|$ determines a partial earth map tiling \mathcal{A}_q that we denote by \mathcal{A}''_q .

In the second of Figure 74, we have $\gamma_7\cdots = |\gamma|\gamma|\delta|\cdots = \gamma^3\delta, \beta^q\gamma^2\delta^2$. If $\gamma_7\cdots = |\gamma|\gamma|\cdots = \beta^q\gamma^2\delta^2$, then we get a δ^2 -fan without α , contradicting the only δ^2 -fan $\alpha\beta^q\delta^2$. Therefore $\gamma_7\cdots = \gamma^3\delta$. This determines T_8 . Then $\beta_8\cdots = |\beta\alpha^\delta|\gamma\beta^\alpha|\cdots = \alpha\beta^{q+1}, \alpha\beta^q\delta^2$ (α is from \mathcal{A}_q). Since $|\beta\alpha^\delta|\gamma\beta^\alpha|$ is incompatible with the AAD $|\gamma\delta^\alpha|\alpha|\alpha\beta\gamma|\cdots|\alpha\beta\gamma|\alpha\delta\gamma|$ of $\alpha\beta^q\delta^2$, we get $\beta_8\cdots = \alpha\beta^{q+1}$. Then by no $\alpha^2\cdots$, the AAD of the vertex is $|\beta\alpha^\delta|\gamma\beta^\alpha|\gamma\beta^\alpha|\cdots|\gamma\beta^\alpha|$. Then the $\beta^{q+1} = |\beta|\cdots|\beta|$ part of the vertex determines a partial earth map tiling with β^{q+1} and β^q at the two ends. This partial earth map tiling is a copy of \mathcal{A}_q (which we denote by \mathcal{A}''_q) together with T_8 .

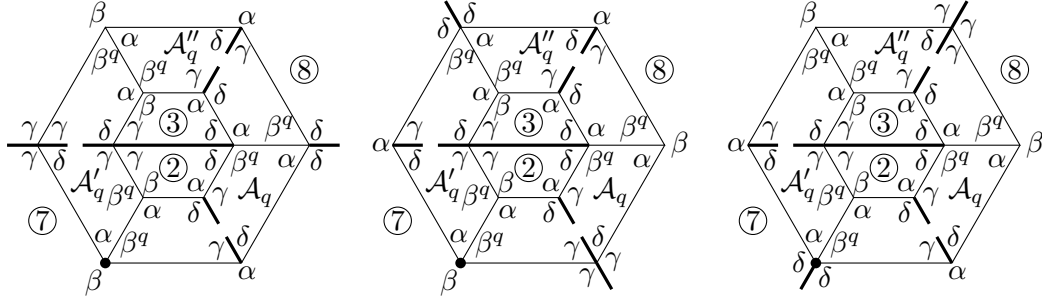


Figure 74: Proposition 48: Tilings for the AVC (7.10).

Finally, in the third of Figure 74, the \bullet -vertex is $\alpha\beta^q\delta\cdots = \alpha\beta^q\delta^2$. This determines T_7, T_8 , similar to T_2, T_3 . Then we get $\mathcal{A}_q, \mathcal{A}''_q$ similar to $\mathcal{A}_q, \mathcal{A}'_q$ in the fourth of Figure 73.

All three tilings in Figure 74 are the rearrangement tilings $RE_{\square}^A 1$.

Geometry of Quadrilateral

The quadrilateral in $E_{\square}^A 1$ satisfies $\beta = \frac{4}{f}\pi$, and the area of the quadrilateral is β . It is the reduction of the quadrilateral in Proposition 29, and

$\alpha, \beta, \gamma, \delta$ in the earlier proposition become $\beta, \gamma, \delta, \alpha$ of the current proposition. The first three of Figure 75 are the three possible cases ($\alpha, \gamma < \pi$, and $\gamma > \pi$, and $\alpha > \pi$). They correspond to the first two of Figure 50, and B in Figure 75 is A in Figure 50. Moreover, the three cases correspond to the three regions in Figure 51.

Let $\theta = \angle ABD$. Then we get the fourth of Figure 75. The isosceles triangle $\triangle ABD$ has side length a , base length $\pi - a$, base angle θ , and top angle $\angle BAD = \pi - \theta$. By spherical trigonometry, we get

$$\cos a = \frac{\cos \theta}{1 + \cos \theta}. \quad (7.11)$$

By $\cos(-\theta) = \cos \theta$, we will take $\theta \geq 0$ for the third of Figure 75 (this keeps θ) and take $\theta < 0$ for the first and second of Figure 75 (this changes θ to its negative).

$$\alpha = \theta + \pi, \quad \cos a = -\frac{\cos \alpha}{1 - \cos \alpha}.$$

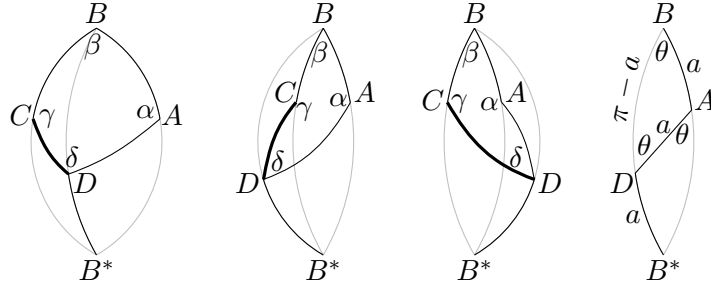


Figure 75: Proposition 48: Geometry of quadrilateral.

Next we find the range of θ , such that the corresponding quadrilateral is suitable for tiling. This means the point D determined by $DB^* = a$ with a given by (7.11) lies in the region in Figure 51. The first region corresponds to $\theta \in (-\beta, 0)$. We require $0 < a < \pi$ in this range, which means $|\cos a| < 1$. By (7.11), this is the same as $\theta \in (-\frac{2}{3}\pi, \frac{2}{3}\pi)$. Then we get the range $\theta \in (-\beta, 0) \cap (-\frac{2}{3}\pi, \frac{2}{3}\pi) = (-\beta, 0)$ for the first region. The second region corresponds to $\theta \in (-\beta - \pi, -\beta]$. We require $0 < a < \frac{1}{2}\pi$ in this range, which means $0 < \cos a < 1$, and is the same as $\theta \in (-\frac{1}{2}\pi, \frac{1}{2}\pi)$. Then we get the range $\theta \in (-\beta - \pi, -\beta] \cap (-\frac{1}{2}\pi, \frac{1}{2}\pi) = (-\frac{1}{2}\pi, -\beta]$ for the second region.

We note that the range is non-empty only for $f \geq 10$. The third region corresponds to $\theta \in [0, \pi)$. We require $0 < a < \frac{1}{2}\pi$ in this range, which is the same as $\theta \in (-\frac{1}{2}\pi, \frac{1}{2}\pi)$. Then we get the range $\theta \in [0, \pi) \cap (-\frac{1}{2}\pi, \frac{1}{2}\pi) = [0, \frac{1}{2}\pi)$ for the third region.

Taking the union of three ranges, we conclude the range $\theta \in (-\frac{1}{2}\pi, \frac{1}{2}\pi)$ for $f \geq 8$, and the range $\theta \in (-\beta, \frac{1}{2}\pi)$ for $f = 6$. In terms of $\alpha = \theta + \pi$, the range is $\alpha \in (\frac{1}{2}\pi, \frac{3}{2}\pi)$ for $f \geq 8$, and $\alpha \in (\frac{1}{3}\pi, \frac{3}{2}\pi)$ for $f = 6$. We remark that the quadrilateral is a rhombus, i.e., $a = b$, when $\theta = -\frac{1}{2}\beta = -\frac{2}{f}\pi$. This corresponds to $\alpha = (1 - \frac{2}{f})\pi$.

The flip modification $FE_{\square}^A 1$ requires $\alpha = s\beta$ or $\gamma + \delta = s\beta$. This means

$$\begin{aligned} \alpha = s\beta: \alpha &= \frac{4s}{f}\pi, \quad \beta = \frac{4}{f}\pi, \quad \gamma + \delta = (2 - \frac{4s}{f})\pi. \\ \gamma + \delta = s\beta: \alpha &= (2 - \frac{4s}{f})\pi, \quad \beta = \frac{4}{f}\pi, \quad \gamma + \delta = \frac{4s}{f}\pi. \end{aligned}$$

The quadrilateral is uniquely determined by f, s . Moreover, t such flips require $ts\beta \leq 2\pi$. For $f \geq 8$, by $\frac{1}{2}\pi < \alpha < \frac{3}{2}\pi$, the exact conditions for s, t are

$$\frac{1}{8}f < s < \frac{3}{8}f, \quad ts \leq \frac{1}{2}f. \quad (7.12)$$

The two conditions imply $t \leq 3$. For any s, t satisfying the conditions, we may pick any t non-overlapping copies of consecutive s timezones \mathcal{A}_s and flip them simultaneously.

For $f = 6$, by $\alpha \neq \beta$, the flip modifications require $\alpha = 2\beta$. Since both flips produce degree 2 vertex $\alpha\beta$, there is no flip modification for $f = 6$.

Finally, the rearrangement tiling $RE_{\square}^A 1$ requires very specific quadrilateral. In the first of Figure 76, we form a hexagon using six triangles with angles $\frac{1}{3}\pi$, $\frac{1}{2}\beta = \frac{2}{f}\pi$ and $\gamma = (\frac{2}{3} - \frac{2}{3f})\pi$. The quadrilateral is obtained by dividing the hexagon into two equal halves. The second of Figure 76 is the earth map tiling $E_{\square}^A 1$ constructed from this tile. The tiling has the underlying tiling by congruent triangles as indicated by the grey lines, and the triangular tiling is not edge-to-edge. \square

References

- [1] C. Adams, C. Edgar, P. Hollander, L. Jacoby. The rest of the tilings of the sphere by regular polygons. *preprint*, arXiv:2101.10743, 2021.

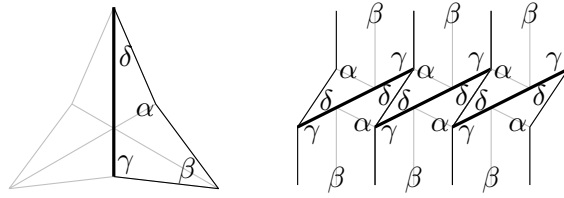


Figure 76: Proposition 48: Triangular tiling underlying the tiling for (7.10).

- [2] Y. Akama. Classification of spherical tilings by congruent quadrangles over pseudo-double wheels I: a special tiling by congruent concave quadrangles. *Hiroshima Math. J.*, 43(3):285–304, 2013.
- [3] Y. Akama. Classification of spherical tilings by congruent quadrangles over pseudo-double wheels II: the isohedral case. *Hiroshima Math. J.*, 49(1):1–34, 2019.
- [4] Y. Akama., N. van Cleemput. Spherical tilings by congruent quadrangles: Forbidden cases and substructures. *Ars Math. Contemp.*, 8:297–318, 2015.
- [5] Y. Akama, M. Yan. On deformed dodecahedron tilings. *Austral. J. Combin.*, 85(1):1–14, 2023.
- [6] Y. Akama, E. X. Wang, M. Yan. Tilings of the sphere by congruent pentagons III: edge combination a^5 . *Adv. in Math.*, 394:107881, 2022.
- [7] H. M. Cheung, H. P. Luk. Rational angles and tilings of the sphere by congruent quadrilaterals. *preprint*, arXiv:2204.02748, 2022.
- [8] H. M. Cheung, H. P. Luk, M. Yan. Tilings of the sphere by congruent pentagons IV: edge combination a^4b . *preprint*, arXiv:2307.11453, 2023.
- [9] J. H. Conway, A. J. Jones. Trigonometric Diophantine equations (On vanishing sums of roots of unity). *Acta Arithmetica*, 30:229-240, 1976.
- [10] K. Coolsaet. Spherical quadrangles with three equal sides and rational angles. *Ars Math. Contemp.*, 12:415–424, 2017.
- [11] P. Cromwell. *Polyhedra*. Cambridge University Press, 1999.

- [12] H. L. Davies. Packings of spherical triangles and tetrahedra. In: 1967 Proc. Coll. on Convexity (Copenhagen, 1965), 42-51. Kobenhavns Univ. Mat. Inst., Copenhagen 2017.
- [13] R. Dawson. An isosceles triangle that tiles the sphere in exactly three ways. *Discrete Comput. Geom.*, 30(3):459–466, 2003.
- [14] R. Dawson. Tilings of the sphere with isosceles triangles. *Discrete Comput. Geom.*, 30(3):467–487, 2003.
- [15] R. Dawson, B. Doyle. Tilings of the sphere with right triangles I. The asymptotically right families. *Elec. J. Combi.*, 13:#R1.48, 2006.
- [16] R. Dawson, B. Doyle. Tilings of the sphere with right triangles II. The $(1, 3, 2)$, $(0, 2, n)$ subfamily. *Elec. J. Combi.*, 13:#R1.49, 2006.
- [17] R. Dawson, B. Doyle. Tilings of the sphere with right triangles III. The asymptotically obtuse families. *Elec. J. Combi.*, 14:#R1.48, 2007.
- [18] H. H. Gao, N. Shi, M. Yan. Spherical tiling by 12 congruent pentagons. *J. Combinatorial Theory Ser. A*, 120(4):744–776, 2013.
- [19] N. Johnson. Convex solids with regular faces. *Canadian J. Math.*, 18:169-200, 1966.
- [20] Y. Liao, P. Qian, E. Wang, Y. Xu. Tilings of the sphere by congruent quadrilaterals I: edge combination a^2bc . *preprint*, arXiv:2110.10087, 2021.
- [21] Y. Liao, E. Wang. Tilings of the sphere by congruent quadrilaterals II: edge combination a^3b with rational angles. *preprint*, arXiv:2205.14936, 2022.
- [22] Y. Liao, P. Qian, E. Wang, Y. Xu. Tilings of the sphere by congruent quadrilaterals III: edge combination a^3b with general angles. *preprint*, arXiv:2206.15342, 2022.
- [23] G. Myerson. Rational products of sines of rational angles. *Aequationes Math.*, 45:70-82, 1993.
- [24] M. Rao. Exhaustive search of convex pentagons which tile the plane. *preprint*, arXiv:1708.00274, 2017.

- [25] Y. Sakano, Y. Akama. Anisohedral spherical triangles and classification of spherical tilings by congruent kites, darts, and rhombi. *Hiroshima Math. J.*, 45(3):309–339, 2015.
- [26] D. M. Y. Sommerville. Division of space by congruent triangles and tetrahedra. *Proc. Royal Soc. Edinburgh*, 43:85–116, 1923.
- [27] Y. Ueno, Y. Agaoka. Classification of tilings of the 2-dimensional sphere by congruent triangles. *Hiroshima Math. J.*, 32(3):463–540, 2002.
- [28] Y. Ueno, Y. Agaoka. Examples of spherical tilings by congruent quadrangles. *Math. Inform. Sci., Fac. Integrated Arts and Sci., Hiroshima Univ., Ser. IV*, 27:135–144, 2001.
- [29] E. X. Wang, M. Yan. Tilings of the sphere by congruent pentagons I: edge combinations a^2b^2c and a^3bc . *Adv. in Math.*, 394:107866, 2022.
- [30] E. X. Wang, M. Yan. Tilings of the sphere by congruent pentagons II: edge combination a^3b^2 . *Adv. in Math.*, 394:107867, 2022.
- [31] E. X. Wang, M. Yan. Moduli of pentagonal subdivision tiling. preprint, arXiv: 1907.08776, 2019.
- [32] M. Yan. Combinatorial tilings of the sphere by pentagons. *Elec. J. Combi.*, 20:#P1.54, 2013.
- [33] M. Yan. Pentagonal subdivision. *Elec. J. Combi.*, 26:#P4.19, 2019.
- [34] V. Zalgaller. Convex polyhedra with regular faces. *Zap. Nauchn. Semin. Leningr. Otd. Mat. Inst. Steklova* (in Russian) 2:1–221, 1967.
- [35] C. M. Zong. Can you pave the plane with identical tiles? *Notice AMS*, 67(5):635–646, 2020.