

Maximal origami flip graphs of flat-foldable vertices: properties and algorithms

Thomas C. Hull*, Manuel Morales†, Sarah Nash‡, Natalya Ter-Saakov§

March 29, 2022

Abstract

Flat origami studies straight line, planar graphs $C = (V, E)$ drawn on a region $R \subset \mathbb{R}^2$ that can act as crease patterns to map, or fold, R into \mathbb{R}^2 in a way that is continuous and a piecewise isometry exactly on the faces of C . Associated with such crease pattern graphs are *valid mountain-valley (MV) assignments* $\mu : E \rightarrow \{-1, 1\}$, indicating which creases can be mountains (convex) or valleys (concave) to allow R to physically fold flat without self-intersecting. In this paper, we initiate the first study of how valid MV assignments of single-vertex crease patterns are related to one another via *face-flips*, a concept that emerged from applications of origami in engineering and physics, where flipping a face F means switching the MV parity of all creases of C that border F . Specifically, we study the origami flip graph $\text{OFG}(C)$, whose vertices are all valid MV assignments of C and edges connect assignments that differ by only one face flip. We prove that, for the single-vertex crease pattern A_{2n} whose $2n$ sector angles around the vertex are all equal, $\text{OFG}(A_{2n})$ contains as subgraphs all other origami flip graphs of degree- $2n$ flat origami vertex crease patterns. We also prove that $\text{OFG}(A_{2n})$ is connected and has diameter n by providing two $O(n^2)$ algorithms to traverse between vertices in the graph, and we enumerate the vertices, edges, and degree sequence of $\text{OFG}(A_{2n})$. We conclude with open questions on the surprising complexity found in origami flip graphs of this type.

1 Introduction

When folding a piece of paper into a flat object, the creases that are made will be straight lines. This describes *flat origami* [6], which we formally model with a pair (C, P) , called the *crease pattern*, where P is a closed region of the plane (our paper), and the set of creases $C = (V(C), E(C))$ is a planar graph drawn on P

*Western New England University, Springfield, MA, thull@wne.edu

†Arizona State University, Tempe, AZ, mamora22@asu.edu

‡New College of Florida, Sarasota, FL, sarah.nash18@ncf.edu

§Rutgers University, New Brunswick, NJ, nt399@rutgers.edu

with straight line segments for the edges. (When the exact shape of the paper P is not important, we will refer to the crease pattern merely as C .) If there exists a mapping $f : P \rightarrow \mathbb{R}^2$ that is continuous, non-differentiable along the edges of C , and an isometry on each face of C , then we say that (C, P) is (*locally*) *flat-foldable*. Also, folded creases come in two types when viewing a fixed side of the paper: *mountain* creases, which fold away in a convex manner, and *valley* creases, which are concave. We model this with a function $\mu : E(C) \rightarrow \{-1, 1\}$, called a *mountain-valley (MV) assignment* for the crease pattern C , where 1 (respectively -1) represents a mountain (respectively valley) crease. A MV assignment μ is called *valid* if μ can be used to fold C into a flat object without the paper intersecting itself.

Capturing mathematically how paper self-intersection works, and how it can be avoided, to achieve *global* flat-foldability is difficult. In fact, determining if a crease pattern (C, P) is globally flat-foldable is NP-hard [1, 4], even if a specific MV assignment is already given. In the special case where the crease pattern has only one vertex in the interior of P , called a *single-vertex crease pattern* or a *flat vertex fold*, determining if a MV assignment is valid is not straightforward [6] but can be determined in linear time [5]. Indeed, there are many open questions that remain about enumerating valid MV assignments [7] and understanding their structure [11], even for very simple crease patterns.

Flat-foldability and valid MV assignments have been of interest to scientists in the study of origami mechanics and their application in constructing metamaterials [12], even in the case of single-vertex crease patterns [10]. A concept that has emerged from such applications is that of a *face flip*, where a valid MV assignment μ is altered by switching only the mountains and valleys that surround a chosen face F , denoting the new MV assignment (which may or may not be valid) by μ_F . Face flips were first introduced in the literature by VanderWerf [14] and have been utilized in applications ranging from tuning metamaterials [12] to analyzing the statistical mechanics of origami tilings [3].

In this paper, we explore the relationships between valid MV assignments of a given crease pattern C using a tool called the *origami flip graph*, denoted $\text{OFG}(C)$, which is a graph whose vertices are all valid MV assignments of C and where two vertices μ and ν are connected by an edge if and only if there exists a face F of C such that flipping F changes μ to ν (and vice-versa, i.e., $\nu = \mu_F$).

Origami flip graphs were introduced in [2], but only in the context of origami tessellations (crease patterns that form a tiling of the plane). In the present work, we focus on flat-foldable crease patterns that have a single vertex in the paper’s interior, called *flat vertex folds*, with the additional requirement that the sector angles between the creases are all equal. We denote such a crease pattern by A_{2n} where $2n$ is the degree of the vertex. In Section 2, we provide background on flat origami and show that $\text{OFG}(A_{2n})$ serves as a maximal “superset” graph for flat vertex folds—if C is any other flat vertex fold of degree $2n$, then $\text{OFG}(C)$ is a subgraph of $\text{OFG}(A_{2n})$. In Sections 3 and 4, we prove that $\text{OFG}(A_{2n})$ is connected using two different algorithms for finding paths in this graph, one of which further proves that the diameter of $\text{OFG}(A_{2n})$ is n . In Section 5

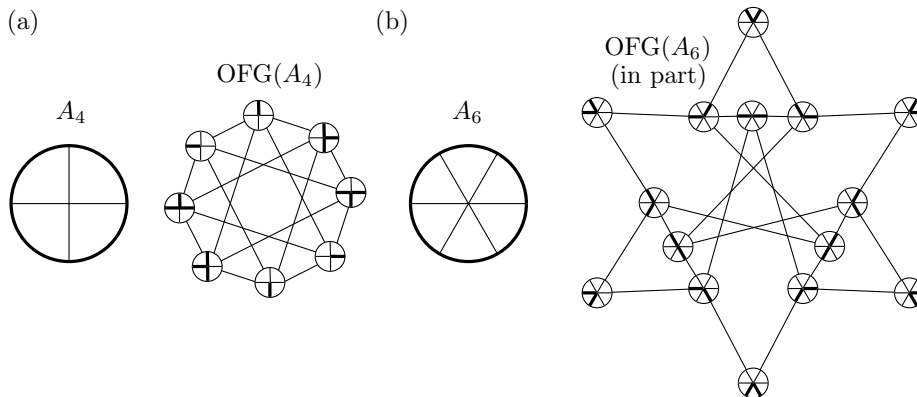


Figure 1: The crease patterns (a) A_4 and (b) A_6 along with their origami flip graphs (for $\text{OFG}(A_6)$ only the vertices with $M - V = -2$ are shown). Each vertex is labeled with the valid MV assignment to which it corresponds (bold/non-bold means mountain/valley, respectively).

we describe an algorithm for computing the size of $\text{OFG}(A_{2n})$, generating a sequence that is not in the Online Encyclopedia of Integer Sequences, and find a formula for this as well as for the degree sequence of $\text{OFG}(A_{2n})$. We conclude with open questions and a discussion of future work.

2 Background and maximality of $\text{OFG}(A_{2n})$

Let (A_{2n}, P) denote the crease pattern that contains only one vertex v in the interior of P , where v has degree $2n$ and the angles between consecutive creases around v are all equal (to π/n). We normally let P be a disc with v at the center. Let e_1, \dots, e_{2n} denote the creases in A_{2n} and α_i denote the face between e_i and e_{i+1} (with the indices taken cyclically, so α_{2n} is between e_{2n} and e_1).

A basic result from flat origami theory is *Maekawa's Theorem*, which states that, if v is a vertex in a flat-foldable crease pattern with valid MV assignment μ , then the difference between the number of mountain and valley creases at v under μ must be two, often denoted by $M - V = \pm 2$ [6]. However, in the case of the crease pattern A_{2n} Maekawa's Theorem is stronger:

Theorem 2.1 (Maekawa for A_{2n}). *A MV assignment μ on A_{2n} is valid if and only if*

$$\sum_{i=1}^{2n} \mu(e_i) = \pm 2.$$

Theorem 2.1 is proved in [2, 8], but a summary of the sufficient direction is: Find a pair of consecutive creases e_i, e_{i+1} in A_{2n} with $\mu(e_i) \neq \mu(e_{i+1})$ and fold them (making a “crimp”) to turn the paper into a cone, on which we now have

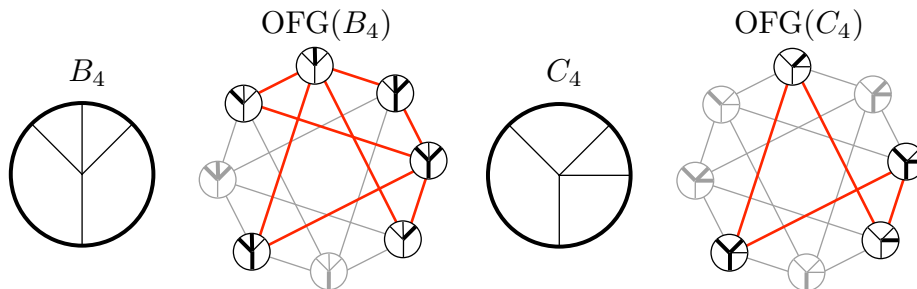


Figure 2: Other flat vertex folds B_4 and C_4 of degree 4 and their origami flip graphs, viewed as subgraphs of $\text{OFG}(A_4)$.

the crease pattern $A_{2(n-1)}$ and a MV assignment that still has $\sum \mu(e) = \pm 2$. Repeat this process until there are only two creases left, which must both be mountains or both be valleys. This gives us a flat folding of the original vertex A_{2n} .

Examples of the origami flip graphs $\text{OFG}(A_4)$ and $\text{OFG}(A_6)$ are shown in Figure 1, although in the latter case only half of the vertices (those whose MV assignment satisfies $\sum \mu(e) = -2$) are shown. The vertices in these graphs are labeled with their corresponding valid MV assignment, where bold creases are mountains and non-bold means valley, a convention we will use throughout this paper. In [9], it is proved that $\text{OFG}(C)$ is bipartite whenever C is a flat-foldable, single-vertex crease pattern, although we will not be making particular use of that here.

Theorem 2.1 tells us that any MV assignment of A_{2n} that satisfies $M - V = \pm 2$ will be valid. Therefore, there are $2 \binom{2n}{n-1}$ vertices in $\text{OFG}(A_{2n})$.

We will now show that the origami flip graph of A_{2n} has maximal size over all origami flip graphs of flat vertex folds of degree $2n$, and further that such origami flip graphs are all subgraphs of $\text{OFG}(A_{2n})$. The idea is that when all the sector angles of a flat vertex fold are equal, the only requirement for a MV assignment to be valid is that it satisfies Maekawa's Theorem. If, on the other hand, the sector angles are not all equal, then other restrictions will apply. For example, if a flat-foldable, single-vertex crease pattern C has consecutive sector angles $\alpha_{i-1}, \alpha_i, \alpha_{i+1}$ where α_i is strictly smaller than both α_{i-1} and α_{i+1} , then the creases e_i and e_{i+1} bordering α_i must have different MV parity, so $\mu(e_i) \neq \mu(e_{i+1})$ must hold in any valid MV assignment μ of C . (This is known as the Big-Little-Big Lemma; see [6].) This implies that the faces α_{i-1} and α_{i+1} can *never* be individually flipped under a valid MV assignment μ , since doing so would make $\mu(e_i) = \mu(e_{i+1})$. Other restrictions on when faces in a single-vertex crease pattern can be flipped are detailed in [9], but since A_{2n} does not have such restrictions, its origami flip graph will have the most edges possible. Examples of this when $2n = 4$ are shown in Figure 2. We formalize and slightly expand this in the following Theorem.

Theorem 2.2. *Let C be a flat-foldable, single-vertex crease pattern of degree $2n$*

that is not A_{2n} . Then $\text{OFG}(C)$ is isomorphic to at least $2n$ distinct subgraphs of $\text{OFG}(A_{2n})$.

Proof. Suppose we have an arbitrary flat vertex fold C with degree $2n$, creases c_1, \dots, c_{2n} , and angles β_i . Let ν be a valid MV assignment of C . Then, ν also represents a valid MV assignment for A_{2n} . Specifically, if e_1, \dots, e_{2n} are the creases in A_{2n} and we define μ by $\mu(e_i) = \nu(c_i)$, then μ will be a valid MV assignment on A_{2n} by Theorem 2.1 (since ν must satisfy Maekawa's Theorem).

Thus, we have a mapping f between all MV assignments ν of C and some MV assignments μ of A_{2n} ($f(\nu) = \mu$). If $\{\nu, \nu_{\beta_i}\}$ is an edge of $\text{OFG}(C)$ (where β_i is flipped to make this edge), then $\{f(\nu), f(\nu_{\beta_i})\}$ is an edge of $\text{OFG}(A_{2n})$. That is, $\nu(c_i) = -\nu_{\beta_i}(c_i)$ and $\nu(c_{i+1}) = -\nu_{\beta_i}(c_{i+1})$ and $\nu(c) = \nu_{\beta_i}(c)$ for all other creases c of C . The same relationship holds true between $f(\nu)$ and $f(\nu_{\beta_i})$. That is, flipping the corresponding face α_i (between e_i and e_{i+1} in A_{2n}) in $f(\nu)$ will result in $f(\nu_{\beta_i})$. This can be written as $f(\nu)_{\alpha_i} = f(\nu_{\beta_i})$, which implies that $\{f(\nu), f(\nu_{\beta_i})\}$ is an edge of $\text{OFG}(A_{2n})$. Therefore, $\text{OFG}(C)$ is isomorphic to a subgraph of $\text{OFG}(A_{2n})$.

Furthermore, our labeling of the creases e_i in A_{2n} was arbitrary, and by the rotational symmetry of A_{2n} we had $2n$ different ways we could have done this, resulting in at least $2n$ distinct copies of $\text{OFG}(C)$ (since $C \neq A_{2n}$) that may be found in $\text{OFG}(A_{2n})$. \square

If μ is a valid MV assignment for a crease pattern C , then we say that a face F of C is *flippable under μ* if μ_F is also a valid MV assignment for C . In what follows, we will make extensive use of the following Lemma.

Lemma 2.1. *Let μ be a valid MV assignment of A_{2n} . Then a face α_k is not flippable under μ if and only if $\mu(e_k) = \mu(e_{k+1}) \neq \text{sign}(\sum \mu(e_i))$.*

Proof. By Theorem 2.1, μ_{α_k} will be an invalid MV assignment if and only if $\sum \mu_{\alpha_k}(e_i) \neq \pm 2$. This will only happen if $\mu(e_k) = \mu(e_{k+1})$ (i.e., the creases that border α_k have the same MV assignment under μ) and this value, $\mu(e_k)$, is different from the majority of the creases in μ . For example, if $\sum \mu(e_i) = 2$ and $\mu(e_k) = \mu(e_{k+1}) = -1$, then $\sum \mu_{\alpha_k}(e_i) = 6$, meaning that μ_{α_k} violates Theorem 2.1 and thus is invalid. All other possibilities for $\mu(e_k)$ and $\mu(e_{k+1})$ preserve the MV summation invariant and thus allow α_k to be flippable under μ . \square

We will utilize the following definition in Section 4: given two MV assignments μ and ν of A_{2n} , let $S(\mu, \nu)$ denote the set of creases e_1, \dots, e_{2n} with $\mu(e_i) \neq \nu(e_i)$. This set is useful because it provides us with a quantity that is face-flip invariant.

Lemma 2.2. *The parity of $|S(\mu, \nu)|$ (the size of $S(\mu, \nu)$) is invariant under face flips. That is, if μ and ν are valid MV assignment of A_{2n} , then the $|S(\mu, \nu)|$ will have the same even/odd parity as $|S(\mu_{\alpha_i}, \nu)|$ for any face α_i of A_{2n} .*

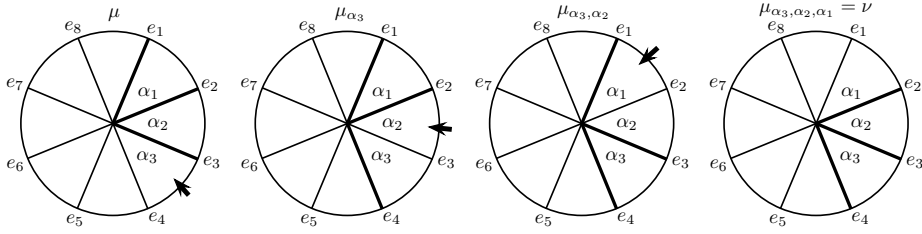


Figure 3: An example of a shwoop sequence of face flips that converts μ to ν .

Proof. Suppose we flip a face α_i of A_{2n} under μ . Then we are changing the MV assignments of two creases. This will change the size of $S(\mu, \nu)$ by either 0 (if exactly one of e_i and e_{i+1} is different between μ and ν) or 2 (if e_i and e_{i+1} are both the same or both different between μ and ν). Therefore, the parity of $|S(\mu, \nu)|$ is invariant under face flips. \square

3 Connectivity of $\text{OFG}(A_{2n})$

In this section, we present an algorithm for face-flipping between any two valid MV assignments μ and ν of A_{2n} . This will prove that $\text{OFG}(A_{2n})$ is connected. In contrast, if C is an arbitrary flat vertex fold, then $\text{OFG}(C)$ is not always connected. We invite the reader to verify that the degree-6 flat vertex fold with sector angles $(45^\circ, 15^\circ, 60^\circ, 85^\circ, 75^\circ, 80^\circ)$ has two disconnected 4-cycles for its origami flip graph. (Determining the connectivity of $\text{OFG}(C)$ for general flat vertex folds C is quite convoluted and beyond the scope of this paper; see [9] for details.)

In the algorithm, we start with crease e_1 . If $\mu(e_1) = \nu(e_1)$, then we move on to crease e_2 . If $\mu(e_1) \neq \nu(e_1)$, then we would like to flip the face α_1 , since $\mu_{\alpha_1}(e_1) = \nu(e_1)$, and then continue the algorithm on crease e_2 comparing μ_{α_1} with ν .

However, if e_1 and e_2 have the same MV assignment under μ , then α_1 might not be flippable under μ if it falls under Lemma 2.1; such a μ and α_1 are shown in Figure 3. Since α_1 is not flippable, we move to α_2 and check to see if it is flippable under μ . If so, then we flip it, and doing so will make α_1 flippable (since it will no longer satisfy Lemma 2.1). Then we have $\mu_{\alpha_2, \alpha_1}(e_1) = \nu(e_1)$, and we may proceed with crease e_2 comparing μ_{α_2, α_1} and ν . If α_2 is not flippable, then we try to flip the next face, α_3 . Eventually we will find some face α_i that can be flipped (otherwise μ would be all mountain or all valley creases and violate Maekawa's Theorem) and then we can flip the sequence of faces $\alpha_i, \alpha_{i-1}, \alpha_{i-2}, \dots, \alpha_1$. We call this sequence of flipping faces in order to make $\mu_{\alpha_i, \dots, \alpha_1}(e_1) = \nu(e_1)$ a *shwoop*, and an example of such a shwoop is shown in Figure 3.

Thus, our algorithm is to start by comparing $\mu(e_1)$ and $\nu(e_1)$, flipping α_1 or performing a shwoop to make them agree on e_1 if needed, and then moving on to

e_2 , and so on. We call this algorithm $\text{FEA-SHWOOP}(A_{2n}, \mu, \nu)$, and pseudocode for it is shown in Algorithm 1. (FEA stands for Flipping Equal Angles.)

Algorithm 1: The FEA (Flipping-Equal-Angles) Shwoop algorithm.

$\text{FEA-SHWOOP}(A_{2n}, \mu, \nu)$

```

Let  $S = \{\}$ ,  $\eta = \mu$ 
for  $i = 1$  to  $2n - 1$  do
    Let  $m = 0$ 
    if  $\eta(e_i) \neq \nu(e_i)$  then
        if face  $\alpha_i$  of  $A_{2n}$  is flippable under  $\eta$  then
            Replace  $\eta$  with  $\eta_{\alpha_i}$ 
            Append  $\alpha_i$  to  $S$ 
        else
            while face  $\alpha_i$  of  $A_{2n}$  is not flippable under  $\eta$  do
                Let  $m = m + 1$ ,  $i = i + 1$ 
            Replace  $\eta$  with  $\eta_{\alpha_i}$ 
            Append  $\alpha_i$  to  $S$ 
            for  $j = m$  to  $1$  do
                Let  $i = i - 1$  // This is the shwoop.
                Replace  $\eta$  with  $\eta_{\alpha_i}$ 
                Append  $\alpha_i$  to  $S$ 
    Output  $S$ 

```

Theorem 3.1. *The $\text{FEA-SHWOOP}(A_{2n}, \mu, \nu)$ algorithm inputs two valid MV assignments for A_{2n} and outputs a sequence of faces that, when flipped in order, will provide a sequence of valid MV assignments that start with μ and end with ν .*

Proof. As previously described, the algorithm uses single face-flips and shwoops to generate a sequence of valid MV assignments of A_{2n} that, starting with μ , make the MV parity of creases e_1, e_2, e_3, \dots , in order, agree with that of ν . We need to prove that (1) finding faces to perform a shwoop is always possible and (2) that when the algorithm terminates after $i = 2n - 1$, the resulting MV assignment will be ν .

Suppose we are at stage $i = k$ in the algorithm where we have valid MV assignments μ_F and ν for A_{2n} where F is the sequence of faces we've already flipped, $\mu_F(e_i) = \nu(e_i)$ for $i = 1, \dots, k - 1$, and $\mu_F(e_k) \neq \nu(e_k)$.

Then, if α_k is flippable under μ_F , we flip it so that $\mu_{F \cup \{\alpha_k\}}(e_k) = \nu(e_k)$ and move on to $i = k + 1$.

If we cannot flip α_k under μ_F , then that means, for example, that μ_F is majority-mountain and e_k and e_{k+1} are both valleys under μ_F . So we look to see if we can flip face α_{k+1} under μ_F . If that's not possible, then we look at face α_{k+2} , and continue in search of a flippable face α_{k+j} under μ_F for some j .

Suppose we get all the way to α_{2n-1} without finding a flippable face under μ_F . That means that $\mu_F = \nu$ on creases e_1, \dots, e_{k-1} and, assuming μ_F is majority-mountain, that $\mu_F = -1$ (valley creases) on e_k, \dots, e_{2n} (since face α_{2n-1} borders the creases e_{2n-1} and e_{2n}). Since μ_F is a valid MV assignment, this means that ν must also be all valleys on e_k, \dots, e_{2n} , for if it were anything else, then ν would have fewer valley creases than μ_F and thus violate Maekawa's Theorem. This contradicts our assumption that μ_F and ν disagreed on crease e_k , and so our supposition is false.

Thus, we will find a face α_{k+j} that is flippable under μ_F where $k+j$ is no more than $2n-1$. We then flip α_{k+j} and perform a swoop to be able to make a new MV assignment $\mu_{F \cup \{\alpha_{k+j}, \alpha_{k+j-1}, \dots, \alpha_k\}}$ that will agree with ν on crease e_k .

We now examine how the algorithm terminates. The last face that could be flipped in this algorithm is α_{2n-1} . Let μ_x be the last MV assignment produced up to this point (so, after step $i = 2n-2$ in the algorithm). For step $i = 2n-1$, suppose that $\mu_x(e_{2n-1}) = \nu(e_{2n-1})$. This means μ_x and ν agree on all the creases e_1, \dots, e_{2n-1} , which implies that they must also agree on e_{2n} , for otherwise one of μ_x or ν would not satisfy Maekawa's Theorem despite both being valid. Thus $\mu_x = \nu$ and the algorithm completes successfully.

Similarly, if $\mu_x(e_{2n-1}) \neq \nu(e_{2n-1})$ then we must also have that $\mu_x(e_{2n}) \neq \nu(e_{2n})$. Then flipping face α_{2n-1} will make $\mu_{x, \alpha_{2n-1}} = \nu$, and this face-flip must be possible because ν is a valid MV assignment for A_{2n} . Thus the algorithm completes successfully in this case as well. □

Corollary 1. *The flip graph $\text{OFG}(A_{2n})$ is connected.*

The FEA-SHWOOP(A_{2n}, μ, ν) algorithm uses a nested loop, each of which are $O(n)$, and therefore the running time of the whole algorithm is $O(n^2)$.

4 Diameter of $\text{OFG}(A_{2n})$

There is a different algorithm that we could use to flip between any two valid MV assignments μ and ν of A_{2n} , one that also proves that the diameter of $\text{OFG}(A_{2n})$ is n . We call this algorithm FEA-HALVES(A_{2n}, μ, ν).

Recall from Section 2 that, if μ and ν are two valid MV assignments of A_{2n} , then $S(\mu, \nu)$ is the set of creases e_i with $\mu(e_i) \neq \nu(e_i)$.

Lemma 4.1. *If μ and ν are two valid MV assignments of A_{2n} , then $|S(\mu, \nu)|$ is even.*

Proof. This can be proven using only Maekawa's Theorem by considering the sums $\sum \mu(e_i)$ and $\sum \nu(e_i) \pmod 4$. That is, these two sums are equivalent mod 4, and thus so are these sums taken only over the creases in $S(\mu, \nu)$. But we also have $\sum_{e \in S(\mu, \nu)} \mu(e) = -\sum_{e \in S(\mu, \nu)} \nu(e)$, which implies the result.

A more elegant proof, however, uses Lemma 2.2 and Corollary 1. That is, $|S(\mu, \mu)| = 0$, and if we already know that $\text{OFG}(A_{2n})$ is connected, then since

the parity of $|S(\mu, \nu)|$ is invariant under face flips, all values of $|S(\mu, \nu)|$ must be even. \square

In lieu of Lemma 4.1, let us denote $S(\mu, \nu) = \{e_{i_1}, \dots, e_{i_{2k}}\}$, where $i_1 < \dots < i_{2k}$. For $i < j$ let us denote $B(e_i, e_j) = \{\alpha_i, \alpha_{i+1}, \dots, \alpha_{j-1}\}$, which is the set of all faces of A_{2n} between creases e_i and e_j . Define

$$B(\mu, \nu) = B(e_{i_1}, e_{i_2}) \cup B(e_{i_3}, e_{i_4}) \cup \dots \cup B(e_{i_{2k-1}}, e_{i_{2k}}) = \bigcup_{j=1}^k B(e_{i_{2j-1}}, e_{i_{2j}}).$$

That is, $B(\mu, \nu)$ is a set of faces of A_{2n} between pairs of creases that have different MV parity under μ and ν . The complement set $\overline{B(\mu, \nu)}$ among the faces in A_{2n} will be a similar set, and thus the sets $B(\mu, \nu)$ and $\overline{B(\mu, \nu)}$ divide the faces of A_{2n} into (probably not equal-sized) ‘‘halves.’’

We may now summarize the FEA-HALVES algorithm: Find a flippable face $\alpha_{j_1} \in B(\mu, \nu)$. We then claim that $B(\mu_{\alpha_{j_1}}, \nu)$ will equal $B(\mu, \nu) \setminus \{\alpha_{j_1}\}$, and so we repeat, finding a flippable face $\alpha_{j_2} \in B(\mu_{\alpha_{j_1}}, \nu)$, and so on, producing an ordering $\alpha_{j_1}, \alpha_{j_2}, \dots$ of all the faces in $B(\mu, \nu)$ that, when flipped in order, will convert μ to ν .

Lemma 4.2. *For valid MV assignments μ and ν of A_{2n} , there exists a flippable face $\alpha_j \in B(\mu, \nu)$ such that $B(\mu_{\alpha_j}, \nu) = B(\mu, \nu) \setminus \{\alpha_j\}$.*

Proof. For a set C of creases, let $M(C, \mu) =$ the number of mountain creases in C under a MV assignment μ and similarly define $V(C, \mu)$ for valleys. Assume without loss of generality that μ is majority-valley on A_{2n} . Then, if $\overline{S(\mu, \nu)}$ denotes the compliment of $S(\mu, \nu)$ among the creases in A_{2n} , we have, by Maekawa’s Theorem applied to μ ,

$$M(S(\mu, \nu), \mu) + M(\overline{S(\mu, \nu)}, \mu) - V(S(\mu, \nu), \mu) - V(\overline{S(\mu, \nu)}, \mu) = -2 \quad (1)$$

Also, since ν is valid we have

$$M(S(\mu, \nu), \nu) + M(\overline{S(\mu, \nu)}, \nu) - V(S(\mu, \nu), \nu) - V(\overline{S(\mu, \nu)}, \nu) = \pm 2. \quad (2)$$

However, by definition of $S(\mu, \nu)$, we know that $M(S(\mu, \nu), \mu) = V(S(\mu, \nu), \nu)$ and $V(S(\mu, \nu), \mu) = M(S(\mu, \nu), \nu)$. Also, $M(\overline{S(\mu, \nu)}, \mu) = M(S(\mu, \nu), \nu)$ and $V(\overline{S(\mu, \nu)}, \mu) = V(S(\mu, \nu), \nu)$. Thus Equation (2) becomes

$$V(S(\mu, \nu), \mu) + M(\overline{S(\mu, \nu)}, \mu) - M(S(\mu, \nu), \mu) - V(\overline{S(\mu, \nu)}, \mu) = \pm 2. \quad (3)$$

Case 1: ν is majority-valley. Then Equation (3) will have -2 on its right-hand side, and subtracting this from Equation (1) gives

$$M(S(\mu, \nu), \mu) - V(S(\mu, \nu), \mu) = 0. \quad (4)$$

Suppose that there is a face $\alpha_j \in B(\mu, \nu)$ whose creases e_j and e_{j+1} have different MV parity under μ , and therefore α_j is a flippable face under μ . If

e_j or e_{j+1} are in $S(\mu, \nu)$, then $S(\mu_{\alpha_j}, \nu)$ will be either $S(\mu, \nu) \setminus \{e_j, e_{j+1}\}$ or $(S(\mu, \nu) \setminus \{e_j\}) \cup \{e_{j+1}\}$ or $(S(\mu, \nu) \setminus \{e_{j+1}\}) \cup \{e_j\}$, and so $B(\mu_{\alpha_j}, \nu)$ will equal $B(\mu, \nu)$ but with the face α_j removed, as desired. If neither e_j nor e_{j+1} are in $S(\mu, \nu)$, then they will be elements of $S(\mu_{\alpha_j}, \nu)$, but, by definition of $B(\mu, \nu)$, this means that α_j will not be an element of $B(\mu_{\alpha_j}, \nu)$, and so $B(\mu_{\alpha_j}, \nu) = B(\mu, \nu) \setminus \{\alpha_j\}$.

On the other hand, if there is no face $\alpha_j \in B(\mu, \nu)$ with $\mu(e_j) \neq \mu(e_{j+1})$, then by Equation (4) there must be a face $\alpha_j \in B(\mu, \nu)$ with $\mu(e_j) = \mu(e_{j+1}) = -1$ (both valleys, since they can't all be mountains), in which case, α_j is flippable by Lemma 2.1. Then, α_j must be in some component $B(e_{i_k}, e_{i_{k+1}})$ in $B(\mu, \nu)$ that has only valley creases under μ , whereby $B(\mu_{\alpha_j}, \nu) = B(\mu, \nu) \setminus \{\alpha_j\}$.

Case 2: ν is majority-mountain. Then, Equation (3) will have +2 on its right-hand-side, and subtracting from Equation (1) gives

$$M(S(\mu, \nu), \mu) - V(S(\mu, \nu), \mu) = -2.$$

This means that we have at least two valley creases in $S(\mu, \nu)$ under μ . Let $e_{i_m} \in S(\mu, \nu)$ be a valley crease under μ , and let α_j be the face in $B(\mu, \nu)$ that borders e_{i_m} . We claim that α_j is a flippable face under μ : If the other crease bordering α_j is also a valley under μ , then since μ is majority-valley, μ_{α_j} will be majority-mountain and still satisfy Maekawa's Theorem. If the other crease bordering α_j is a mountain under μ , then μ_{α_j} is still majority-valley and satisfies Maekawa because μ did. In both cases we have that μ_{α_j} is a valid MV assignment. Then $B(\mu_{\alpha_j}, \nu)$ will have one fewer face than $B(\mu, \nu)$, the missing face being α_j , and the Lemma is proved. □

Algorithm 2: The FEA (Flipping-Equal-Angles) Halves algorithm.

FEA-HALVES(A_{2n}, μ, ν)

```

Let  $L = B(\mu, \nu)$ ,  $S = \{\}$ ,  $\eta = \mu$ 
if Length( $L$ ) >  $n$  then
   $\lfloor$  Let  $L =$  the complement of  $B(\mu, \nu)$  in  $A_{2n}$ 
Let  $m =$ Length( $L$ )
for  $i = 1$  to  $m$  do
   $\lfloor$  Find  $\alpha \in L$  such that  $L$  is flippable under  $\eta$ 
   $\lfloor$  Append  $\alpha$  to  $S$ 
   $\lfloor$  Replace  $\eta$  with  $\eta_\alpha$  and  $L$  with  $L \setminus \{\alpha\}$ 
Output  $S$ 

```

Therefore, the FEA-HALVES algorithm (see Algorithm 2) will input two valid MV assignments, μ and ν for A_{2n} and compute the set of faces $\overline{B(\mu, \nu)} = \bigcup_{j=1}^k B(e_{i_{2j-1}}, e_{i_{2j}})$ as well as the complement set of faces (in A_{2n}) $\overline{B(\mu, \nu)} = B(e_{i_{2k}}, e_{i_1}) \cup \bigcup_{j=1}^{k-1} B(e_{i_{2j}}, e_{i_{2j+1}})$. Since these form a disjoint union of all the

faces in A_{2n} , one of $B(\mu, \nu)$ and $\overline{B(\mu, \nu)}$ will have size $\leq n$. Pick that set, say it's $B(\mu, \nu)$, and apply Lemma 4.2 repeatedly to generate a sequence of at most n face flips that will transform μ into ν . This proves most of the following theorem.

Theorem 4.1. *The flip graph $\text{OFG}(A_{2n})$ is connected and has diameter n .*

Proof. To see that the diameter of $\text{OFG}(A_{2n})$ equals n , let μ be any valid MV assignment of A_{2n} and consider the complement MV assignment $\overline{\mu}$ which is μ but with all the mountains and valleys reversed. To transform μ to $\overline{\mu}$, every crease needs to be flipped, and (since there are $2n$ creases and each face flip switches two creases) doing this this requires at least n face flips. The FEA-HALVES algorithm guarantees at most n face flips to flip from μ to $\overline{\mu}$, so the diameter of $\text{OFG}(A_{2n})$ is n . Examples where this can be done in n face flips can be readily found (for example, let μ have $\mu(e_i) = 1$ for $i = 1, 3, 5, \dots, 2n - 3$ and $\mu(e_i) = -1$ for $i = 2, 4, 6, \dots, 2n$ and $i = 2n - 1$). \square

Like FEA-SHWOOP, the FEA-HALVES(A_{2n}, μ, ν) algorithm runs in $O(n^2)$ time since each pass through $B(\mu, \nu)$ to search for a flippable face takes $O(n)$ steps and $\text{Length}(B(\mu, \nu))$ is $O(n)$.

5 Counting edges of $\text{OFG}(A_{2n})$

We saw in Section 2 that $\text{OFG}(A_{2n})$ has $2^{\binom{2n}{n-1}}$ vertices. Counting the edges in $\text{OFG}(A_{2n})$ is not as straight-forward. We first perform this enumeration using the method shown in Algorithm 3, which we call $\text{EDGE-COUNT}(n)$. This takes each valid MV assignment μ of A_{2n} and uses Lemma 2.1 to compute the degree of μ in $\text{OFG}(A_{2n})$: each vertex μ will have degree $2n$ unless there are non-flippable faces (bordered by “VV” if μ is majority-mountain or by “MM” if μ is majority-valley) which must then be subtracted from $2n$. We then take the sum of the vertex degrees and divide by two to find the number of edges.

Algorithm 3: Counting the edges in $\text{OFG}(A_{2n})$.

$\text{EDGE-COUNT}(n)$

Let $L = 2^{\binom{2n}{n-1}}$, $\text{MVASSIGNS} =$ all L valid MV assignments of A_{2n}

for $i = 1$ **to** L **do**

if $\text{MVASSIGNS}[i]$ is majority mountain **then**

└ Let $\text{Deg}[i] = 2n - (\text{number of “VV” in } \text{MVASSIGNS}[i])$

if $\text{MVASSIGNS}[i]$ is majority valley **then**

└ Let $\text{Deg}[i] = 2n - (\text{number of “MM” in } \text{MVASSIGNS}[i])$

Output $(\sum \text{Deg}[i])/2$

The output of EDGE-COUNT(n) for $n = 1$ to $n = 13$ is

2, 16, 84, 400, 1820, 8064, 35112, 151008, 643500, 2722720, 11454872, 47969376, 200107544.

At the time of this writing, the sequence EDGE-COUNT(n) did not appear in the Online Encyclopedia of Integer Sequences [13].

The running time of this algorithm is clearly exponential in n , since it checks every valid MV assignment of A_{2n} . Fortunately, we can do better.

Theorem 5.1. *The number of edges in OFG(A_{2n}) is $\frac{(n+1)(3n-2)}{2n-1} \binom{2n}{n-1}$.*

Note that the formula in Theorem 5.1 matches the output of EDGE-COUNT(n). We prove this formula using a probabilistic approach.

Proof. In any uniformly chosen at random MV assignment of A_{2n} , some faces will be flippable and some will not be flippable. Define random variables G = the number of flippable faces in a MV assignment of A_{2n} (or “good” faces) and B = the number of unflippable faces (or “bad” faces). Also let $\mathbf{1}_{\alpha_i}$ denote the indicator random variable for α_i being a bad face. That is, $B = \mathbf{1}_{\alpha_1} + \mathbf{1}_{\alpha_2} + \dots + \mathbf{1}_{\alpha_{2n}}$. Then linearity of expectation gives us

$$\mathbb{E}[G] = \mathbb{E}[2n - B] = \mathbb{E}[2n - \sum \mathbf{1}_{\alpha_i}] = 2n - \sum \mathbb{E}[\mathbf{1}_{\alpha_i}] = 2n - 2nP[\alpha_i \text{ is bad}].$$

Now, by Lemma 2.1, $P[\alpha_i \text{ is bad}] = P[e_i \text{ and } e_{i+1} \text{ are minority}] =$

$$\begin{aligned} &P[((e_i \text{ and } e_{i+1} \text{ are V}) \text{ and } (\mu \text{ is majority M})) \text{ or } ((e_i \text{ and } e_{i+1} \text{ are M}) \text{ and } (\mu \text{ is majority V}))] \\ &= 2P[e_i \text{ and } e_{i+1} \text{ are V and } \mu \text{ is majority M}] = \\ &2P[\mu \text{ is majority M}]P[e_i \text{ and } e_{i+1} \text{ are V} | \mu \text{ is majority M}] \\ &= 2(1/2)P[e_i \text{ and } e_{i+1} \text{ are V} | \mu \text{ is majority M}] \\ &= \frac{\binom{2n-2}{n-3}}{\binom{2n}{n-1}} = \frac{(n-1)(n-2)}{2n(2n-1)}. \end{aligned}$$

Therefore $\mathbb{E}[G] = 2n(1 - \frac{(n-1)(n-2)}{2n(2n-1)})$. However, since MV assignments μ of A_{2n} form the vertices of OFG(A_{2n}), we have that $\mathbb{E}[G] = \mathbb{E}[\deg(\mu) \text{ in OFG}(A_{2n})]$, and

$$\mathbb{E}[\deg(\mu)] = \frac{1}{|V|} \sum_{\mu \in V} \deg(\mu) = \frac{2|E|}{|V|}$$

where V and E are the vertices and edges in OFG(A_{2n}), respectively. Thus we have

$$|E| = \frac{|V|}{2} 2n \left(1 - \frac{(n-1)(n-2)}{2n(2n-1)} \right) = \frac{(n+1)(3n-2)}{2n-1} \binom{2n}{n-1},$$

as desired. □

$2n \setminus k$	4	5	6	7	8	9	10	11	12
4	8								
6		12	18						
8			16	64	32				
10				20	150	200	50		
12					24	288	720	480	72

Table 1: Values for $f_k(2n)$ generated by running EDGE-COUNT(n).

The EDGE-COUNT(n) algorithm can also be used to generate the degree sequence for OFG(A_{2n}). Let $f_k(2n)$ denote the number of vertices of degree k in OFG(A_{2n}), so that $\text{EDGE-COUNT}(n) = (1/2) \sum_{k=n-2}^{2n} k f_k(2n)$. The values for $f_k(2n)$ for $2 \leq n \leq 6$ and the possible degrees k are shown in Table 1, and studying these led to the following formula.

Theorem 5.2. *The number of vertices of degree k in OFG(A_{2n}) is*

$$f_k(2n) = \frac{4n}{n+1} \binom{n+1}{k-n-1} \binom{n-2}{k-n-2},$$

for $n+2 \leq k \leq 2n$.

We provide a combinatorial proof of this result developed by Jonah Ostroff.

Proof. We will enumerate the number of valid MV assignments μ of A_{2n} that are majority-mountain with b non-flippable faces; such a vertex in OFG(A_{2n}) will have degree $k = 2n - b$, and this enumeration will equal $f_k(2n)/2$. In this situation we will have $n+1$ mountains, $n-1$ valleys, and by Lemma 2.1 there should be exactly b pairs of consecutive creases around A_{2n} that are “VV” under μ . That means there are exactly $n-b-1$ valley creases that are *not* followed by a valley (say, going clockwise around the vertex). Therefore we are counting the number of ways to arrange mountains and valleys so that there are exactly $n-b-1$ runs of consecutive valleys.

We can construct such MV assignments as follows:

- First we place the $n+1$ mountains around a circle and mark one of them as the “start” point.
- Then we place boxes in $n-b-1$ of the $n+1$ spaces between the mountains.
- Place one valley in each of the $n-b-1$ boxes. Then place the remaining b valleys in any of the $n-b-1$ boxes; by a “stars and bars” counting argument there are $\binom{n-b-1+b-1}{b} = \binom{n-2}{b}$ ways to do this.

This gives us a MV assignment with the required conditions, but we’ve only counted ones that “start” with a mountain crease. Call the set of these MV assignments A . We rotate each member of A around the A_{2n} crease pattern to get a bigger set of MV assignments, B , with $2n|A|$ elements. We claim that

each MV assignment we are looking for (valid, majority-mountain with exactly b non-flippable faces) appears in B exactly $(n+1)$ times. To see this, let μ meet our required conditions and suppose μ has no rotational symmetry (meaning that each rotation of μ in A_{2n} is a MV assignment distinct from μ). Then a rotated version of μ will appear in A exactly $(n+1)$ times, since there are $(n+1)$ mountains in μ . These rotations of μ in A will result in exactly $(n+1)$ copies of μ appearing in B .

On the other hand, suppose μ has rotational symmetry, say $r^j(\mu) = \mu$ for some j that divides $2n$, where $r(\mu)$ is μ rotated by π/n in A_{2n} . Let $2n = qj$. Then a rotated copy of μ will appear in A exactly $(n+1)/q$ times (that is, it would be $(n+1)$ times, one for each mountain in μ , but every q th one is a duplicate because of the rotational symmetry). Each of these rotated copies of μ are rotated a full $2n$ times in B , each giving us q copies of μ in B . That's a total of $q(n+1)/q = (n+1)$ copies of μ in B .

Therefore, the number of valid MV assignments of A_{2n} that are majority-mountain and have exactly b non-flippable faces is

$$\frac{2n}{n+1} \binom{n+1}{n-b-1} \binom{n-2}{b}.$$

To include the majority-valley cases, we multiply by two. Substituting $b = 2n-k$ and simplifying gives the desired result. □

6 Conclusion

We have seen how the origami flip graph of A_{2n} has the largest size among the flip graphs of flat vertex folds of degree $2n$, that it contains all such origami flip graphs as subgraphs, and that it is a connected graph with diameter n . Furthermore, the algorithms used to prove these facts could be useful in further studies of origami flip graphs. For example, the FEA-SHWOOP algorithm has the interesting property that it provides a way to flip between any two valid MV assignments of A_{2n} without flipping the face α_{2n} . Since the labeling of the faces was arbitrary, this means that we can always avoid flipping a chosen face and still traverse the origami flip graph. This feature is used in the forthcoming paper [9] to help classify when $\text{OFG}(C)$ will be connected for arbitrary flat vertex folds C . Indeed, [9] also explores when the FEA-SHWOOP algorithm can be used in other situations besides the crease pattern A_{2n} .

Despite A_{2n} being, in a sense, the most simple case of all degree- $2n$ flat vertex folds, as it requires only Maekawa's Theorem to determine if a MV assignment will be valid, its origami flip graph nonetheless exhibits surprising complexity. Further details on the structure of $\text{OFG}(A_{2n})$ remains unexplored. For instance, Theorem 2.2 does not tell the whole story about the number of copies of $\text{OFG}(C)$ that can be found in $\text{OFG}(A_{2n})$.

Open Problem 1. *If C is a flat vertex fold of degree $2n$, how do we determine*

the exact number of distinct subgraphs of $\text{OFG}(A_{2n})$ that are isomorphic to $\text{OFG}(C)$?

Also, we have seen that determining the degree sequence of $\text{OFG}(A_{2n})$ involves the different ways to separate the valleys (assuming we're majority-mountain) into runs of consecutive valleys. In other words, if we have $n - 1$ valleys we are considering the integer partitions of $n - 1$. The different integer partitions affect $f_k(2n)$ for different k , so their influence is lost in Theorem 5.2. However, perhaps another connection is possible.

Open Problem 2. *Can we further identify the role that integer partitions of $n - 1$ play in $\text{OFG}(A_{2n})$?*

This is further evidence, also seen in [6], that the single-vertex case of flat origami continues to possess more combinatorial richness than one would originally expect.

Acknowledgements

This work was supported by NSF grants DMS-1851842 and DMS-1906202. The authors thank Robert Dougherty-Bliss for helpful formula-conjecturing from our $\text{EDGE-COUNT}(n)$ data and to Jonah Ostroff for his proof of Theorem 5.2. The authors also thank Mathematical Staircase, Inc. for procuring funding for this research at the 2019 MathILY-EST REU, as well as the multitude of people who provided helpful commentary along the way.

References

- [1] H. A. Akitaya, K. C. Cheung, E. D. Demaine, T. Horiyama, T. C. Hull, J. S. Ku, T. Tachi, and R. Uehara. Box pleating is hard. In J. Akiyama, H. Ito, T. Sakai, and Y. Uno, editors, *Discrete and Computational Geometry and Graphs*, pages 167–179, Cham, 2016. Springer International Publishing.
- [2] H. A. Akitaya, V. Dujmović, D. Eppstein, T. C. Hull, K. Jain, and A. Lubiw. Face flips in origami tessellations. *Journal of Computational Geometry*, 7(1), 2016.
- [3] M. Assis. Exactly solvable flat-foldable quadrilateral origami tilings. *Phys. Rev. E*, 98:032112, Sep 2018.
- [4] M. Bern and B. Hayes. The complexity of flat origami. In *Proceedings of the 7th Annual ACM-SIAM Symposium on Discrete Algorithms*, pages 175–183, Philadelphia, 1996. SIAM.
- [5] E. D. Demaine and J. O'Rourke. *Geometric Folding Algorithms: Linkages, Origami, Polyhedra*. Cambridge University Press, Cambridge, UK, 2007.

- [6] T. C. Hull. Counting mountain-valley assignments for flat folds. *Ars Combinatoria*, 67:175–188, 2003.
- [7] T. C. Hull. Coloring connections with counting mountain-valley assignments. In K. Miura, T. Kawasaki, T. Tachi, R. Uehara, P. Wang-Iverson, and R. J. Lang, editors, *Origami⁶: Proceedings of the Sixth International Meeting on Origami Science, Mathematics, and Education. I. Mathematics*, pages 3–10, Providence, RI, 2015. The American Mathematical Society.
- [8] T. C. Hull. *Origametry: Mathematical Methods in Paper Folding*. Cambridge University Press, Cambridge, UK, 2020.
- [9] T. C. Hull, M. Morales, S. Nash, and N. Ter-Saakov. Connectivity of origami flip graphs for flat-foldable vertices. preprint.
- [10] J.-H. Kang, H. Kim, C. D. Santangelo, and R. C. Hayward. Enabling robust self-folding origami by pre-biasing vertex buckling direction. *Advanced Materials*, 31(39):0193006, 2019.
- [11] R. J. Lang. *Twists, Tilings, and Tessellations: Mathematical Methods for Geometric Origami*. A K Peters/CRC Press, Boca Raton, FL, 2018.
- [12] J. L. Silverberg, A. A. Evans, L. McLeod, R. C. Hayward, T. Hull, C. D. Santangelo, and I. Cohen. Using origami design principles to fold reprogrammable mechanical metamaterials. *Science*, 345(6197):647–650, 2014.
- [13] The OEIS Foundation Inc. MS Windows NT kernel description. <http://oeis.org>. Accessed: 2010-09-30.
- [14] K. VanderWerf. The Physics, Geometry, and Combinatorics of the Miura-ori. Honors thesis, University of Massachusetts, Amherst, 2014.