

# Dynamic system of biological nitrogen fixation in a strange-attractor regime

V.P. Gachok<sup>1,\*</sup> and A.S. Zhokhin<sup>1,\*</sup>

<sup>1</sup>*Bogolyubov Institute for Theoretical Physics of the National Academy of Sciences of Ukraine*

In this paper, we investigate a mathematical modeling of biochemical processes which makes it possible to determine the adaptation of a biosystem to open environmental conditions.

PACS numbers: 05.45.-a, 82.40.Bj, 87.15.R-, 87.10.Ed

A mathematical modeling of biochemical processes makes it possible to determine the adaptation of a biosystem to open environmental conditions. The mass-balance equations incorporate the nonlinear cooperative nature of the transformation processes. As a result, we have a self-regulation problem for dynamic systems far from equilibrium. The phase-portrait method, in particular the Poincare mapping, is effective for studying such nonlinear problems. In the present we wish to propose a model of this type, which is defined by the following system of nonlinear differential equations:

$$\partial_t S = \frac{S_0 K}{K + S + \Psi^4} - l_1 V(S) V(S_6) - \alpha_S S \quad (1)$$

$$\partial_t S_1 = l_1 V(S) V(S_6) - l_2 V(N^2) V(S_1^2) \quad (2)$$

$$\partial_t S_2 = l_2 V(N^2) V(S_1^2) - l_3 V(N) V(S_2) \quad (3)$$

$$\partial_t S_3 = l_3 V(N) V(S_2) - 4l_4 V(L_1 - T) V(S_3) \quad (4)$$

$$\partial_t S_4 = 4l_4 V(L_1 - T) V(S_3) - l_5 V(N) \frac{S_4}{1 + S_4^2 + M S_6} \quad (5)$$

$$\partial_t S_5 = l_5 V(N) \frac{S_4}{1 + S_4^2 + M S_6} - l_6 V(N) V(S_5) \quad (6)$$

$$\partial_t S_6 = l_6 V(N) V(S_5) - l_1 V(S) V(S_6) \quad (7)$$

$$\begin{aligned} \partial_t N = & k_5 V(E_1) V(L_2 - N) - l_2 V(N^2) V(S_1^2) \\ & - k_3 V(T^4) \frac{E_3}{1 + E_3 + O_2} - l_5 V(N) \frac{S_4}{1 + S_4^2 + M S_6} \\ & - l_6 V(N) V(S_5) + l_7 V(Q) V(L_2 - N) \end{aligned} \quad (8)$$

$$\partial_t Q = 6k_2 \frac{V(O_2) V(L_1 - Q)}{1 + \Psi^2} - l_7 V(Q) V(L_2 - N) \quad (9)$$

$$\begin{aligned} \partial_t T = & k_4 V(N_2) V(\Psi^4) \frac{E_4}{1 + E_4 + H_2/2} \\ & + l_8 V(L_1 - T) V(\Psi^4) - 4k_3 V(T^4) \frac{E_3}{1 + E_3 + O_2} \\ & - 2k_6 \frac{E_3}{E_3 + K_{11}} V(T^2) V(\Psi^2) \end{aligned} \quad (10)$$

$$\begin{aligned} \partial_t \Psi = & 4l_7 V(Q) V(L_2 - N) - 4l_8 V(L_1 - T) V(\Psi^4) \\ & - k_1 V(E_1) V(\Psi) - 4k_4 V(N_2) V(\Psi^4) \frac{E_4}{1 + E_4 + H_2/2} \\ & - 2k_6 \frac{E_3}{E_3 + K_{11}} V(T^2) V(\Psi^2) - \alpha_\Psi \Psi \end{aligned} \quad (11)$$

$$\partial_t O_2 = O_2 \frac{K_5}{K_5 + O_2} - k_2 \frac{V(O_2) V(L_1 - Q)}{1 + \Psi^2} \quad (12)$$

$$\begin{aligned} \partial_t E_1 = & E_{10} \frac{A}{A + \beta_1} \frac{K_1}{K_1 + A^4} - k_1 V(E_1) V(\Psi) \\ & + k_4 V(N_2) V(\Psi^4) \frac{E_4}{1 + E_4 + H_2/2} - k_5 V(E_1) V(L_2 - N) \\ & + k_6 \frac{E_3}{E_3 + K_{11}} V(T^2) V(\Psi^2) - k_7 V(E_1) V(H_2) - \alpha_{E_1} E_1 \end{aligned} \quad (13)$$

$$\begin{aligned} \partial_t E_3 = & k_1 V(E_1) V(\Psi) - k_3 V(T^4) \frac{E_3}{1 + E_3 + O_2} \\ & + k_5 V(E_1) V(L_2 - N) - k_6 \frac{E_3}{E_3 + K_{11}} V(T^2) V(\Psi^2) \\ & + k_7 V(E_1) V(H_2) \end{aligned} \quad (14)$$

$$\begin{aligned} \partial_t E_4 = & k_3 V(T^4) \frac{E_3}{1 + E_3 + O_2} \\ & - k_4 V(N_2) V(\Psi^4) \frac{E_4}{1 + E_4 + H_2/2} \end{aligned} \quad (15)$$

$$\partial_t N_2 = N_{20} \frac{K_2}{K_2 + N_2} -$$

$$k_4 V(N_2) V(\Psi^4) \frac{E_4}{1 + E_4 + H_2/2} - \alpha_{N_2} N_2 \quad (16)$$

$$\partial_t A = k_4 V(N_2) V(\Psi^4) \frac{E_4}{1 + E_4 + H_2/2} - \alpha_A A \quad (17)$$

$$\begin{aligned} \partial_t H_2 = & k_6 \frac{E_3}{E_3 + K_{11}} V(T^2) V(\Psi^2) \\ & - k_7 V(E_1) V(H_2) - \alpha_{H_2} H_2 \end{aligned} \quad (18)$$

where  $V(x) = x/(x + 1)$ . The dynamic variables  $S(t), \dots, S_6(t)$  describe the Krebs cycle. The variables  $Q(t), \Psi(t), T(t), O_2(t)$  describe the respiratory chain, the kinetic membrane potential, the ATP concentration, and the concentration of molecular oxygen, respectively [1, 2].

This block of the model is responsible for the describing the bioenergetics of a cell. The crucial enzyme nitrogenase participates in its three forms [3–5]  $E_1, E_3, E_4$ . Its activity is regulated by molecular hydrogen  $H_2$  and molecular nitrogen  $N_2$ , while the biosynthesis is regulated by ammonia  $A$ , which is present in the biosystem.

Serving as an electron donor here is  $NAD \cdot H_2 \equiv N$ .

The optimal regime of the biosystem is described by the following set of parameter values:

$$\begin{aligned}
l_1 &= 0.3, l_2 = 0.3, l_3 = 0.3, \\
l_4 &= 0.03, l_5 = 0.3, l_6 = 0.3, \\
l_7 &= 0.4, l_8 = 0.2, k_1 = 0.01, \\
k_2 &= 0.05, k_3 = 0.05, k_4 = 0.06, \\
k_5 &= 0.05, k_6 = 0.03, k_7 = 0.003, \\
L_1 &= 3, L_2 = 2, L_3 = 2, \\
K &= 0.3, K_1 = 0.006, K_2 = 0.3, \\
\alpha_S &= 0.005, \alpha_A = 0.0045, O_{20} = 0.02, \\
E_{10} &= 0.02, \beta = 0.1, N_{20} = 0, 2.
\end{aligned}$$

The kinetics of the biosystem exhibits a self-regulation. Under the open environmental conditions conditions described by the parameters  $S_0, O_{20}, N_{20}, \alpha_S, \alpha_1, \alpha_2, \dots$  the phase-portrait of the biosystem includes a structural adapter characterized by stable oscillations and does not dependent from a initial state of the biosystem (Cauchy data).

The presence of oscillations in the biosystem is determined primarily by the interaction of self-regulated subsystems: the Krebs cycle, the respiratory chain, and the nitrogenase complex.

Furthermore, the process of biosynthesis of nitrogenase in form of  $E_1$  depends on the ammonia concentration in a non-monotonic way. This circumstance is expressed by the non-linear term in (13):

$$E_{10} \frac{A}{A + \beta_1} \frac{K_1}{K_1 + A^4}$$

At small values of  $A$ , the synthesis of  $E_1$  is induced, while a large value of  $A$  results in a repression of  $E_1$ .

At the pumping parameter value  $S_0 = 0.07$ , a strange attractor exists in the phase space of the system. Figure 1 shows a projection of the phase portrait of a strange attractor in the coordinates  $(A, \Psi)$ .

The given regime forms form a limiting-cycle regime through an infinite sequence of period-doubling bifurcations. [6].

Figure 2 shows the kinetics of simple periodic oscillations of the variables from a Krebs cycle. Figure 3 shows the kinetic behavior of the respiratory chain, of the kinetic membrane potential, of the ATP, and of molecular oxygen. Figure 4 shows the time evolution of the biosynthesis of the nitrogenase complex. We see from these figures that we have a self-regulation of the biosystem in an oscillatory regime: At high values of  $A$   $AA$ , we have low levels of  $E_1, E_3, E_4$ ; low values of  $A$  corresponds to high values of  $E_1, E_3, E_4$ . This situation determines the kinetic behavior of the other reactants.

At the parameter value  $S_0 = 0.063$  the attractor is a limiting cycle. At the point  $S_0 = 0.065$  this limiting cycle undergoes a bifurcation into a limiting cycle with a period  $t$  twice the original period. The limiting cycle which is generated at  $S_0 = 0.0689$  again doubles through a period-doubling bifurcation. The next bifurcation point found is  $S_0 = 0.06932$ . After

an infinite sequence of doubling bifurcations of the limiting cycle, an aperiodic oscillatory attractive regime - a strange-attractor regime - appears in the phase space.

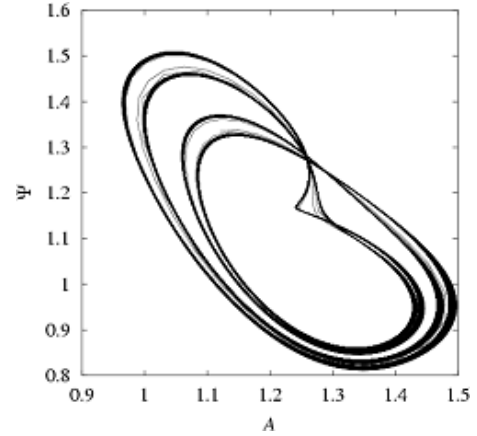


FIG. 1: Strange attractor in projection  $(A, \Psi)$ .

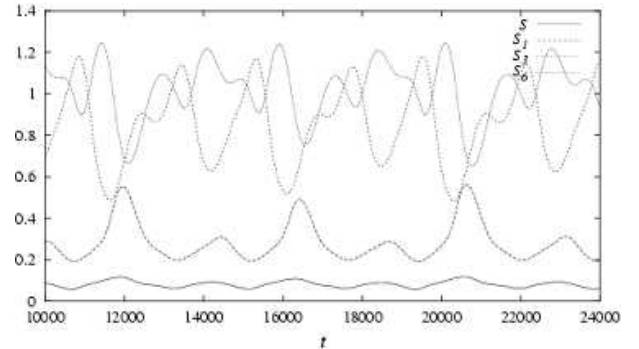


FIG. 2: Kinetics of the Krebs cycle.

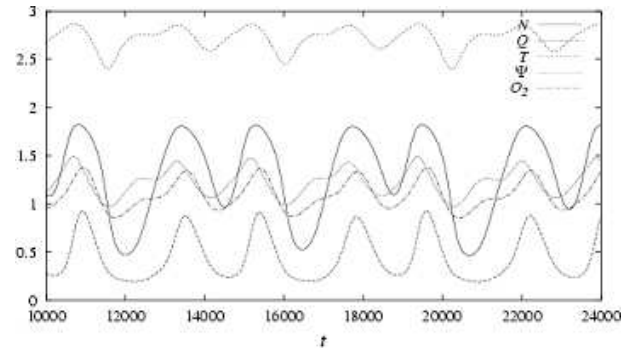


FIG. 3: Kinetics of the respiratory chain, of the ATP, of  $O_2$ , and of the kinetic membrane potential.

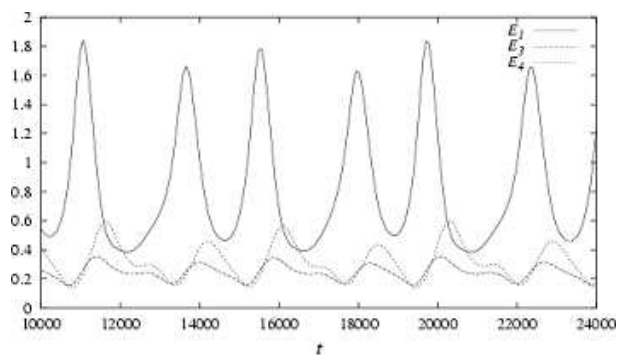


FIG. 4: Kinetics of the nitrogenase complex.

- [1] V.P. Gachok, Preprint ITF-81-102R, Institute of Theoretical Physics, Kiev, 1981.
- [2] V.P. Gachok, A.S. Zhokhin, Preprint ITF-85-44R, Institute of Theoretical Physics, Kiev, 1985.
- [3] Problems of Nitrogen Fixation [Russian translation]. Mir, Moscow (1982).
- [4] A.E. Shilov, in: Problems of Nitrogen Fixation kinetic behavior of the respiratory chain, of the kinetic membrane potential, of the ATP, and of molecular oxygen [Russian translation]. Mir, Moscow (1982), pp. 132-163
- [5] G.I. Likhtenshtein., L.A. Levchenko., L.A. Syrtsova. - Izv. Acad. Nauk. Ser. Biol. No 2, 165 (1978).
- [6] D. Ruelle, F. Takens, Comm. Math. Phys. 20 167 (1971).

---

\* Electronic address: aszhokhin@bitp.kiev.ua